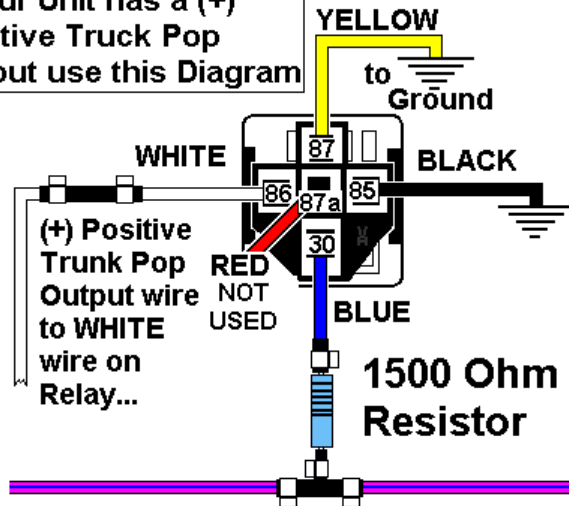


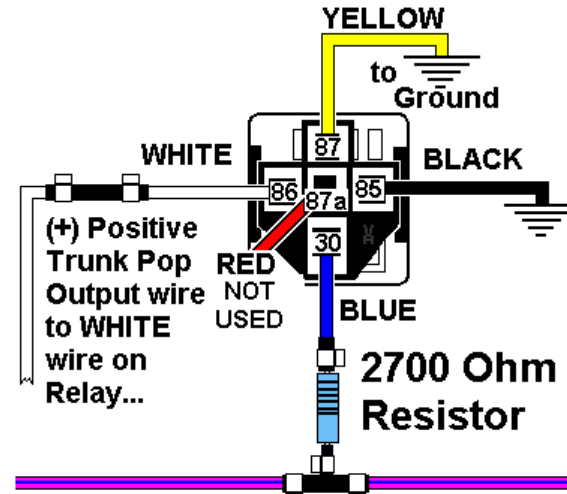
01-UP Chrysler Town n' Country, Dodge Caravan and Chrysler Voyager Power Sliding Door Diagram:

If your Unit has a (+) Positive Truck Pop Output use this Diagram



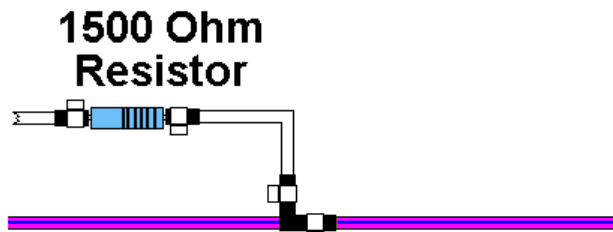
PURPLE/BLUE at BCM, Connector 3, Pin 1
The DRIVERS SIDE Sliding door uses a 1500 Ohm

If your Unit has a (+) Positive Truck Pop Output use this Diagram



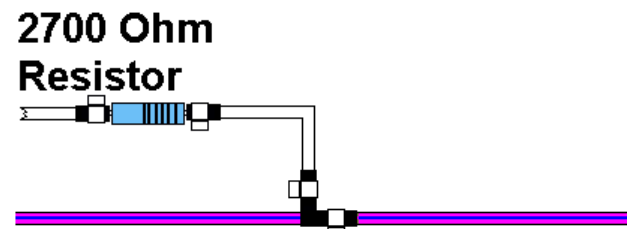
PURPLE/BLUE at BCM, Connector 3, Pin 1
and the PASSENGER SIDE Sliding door is uses a 2700 Ohm Resistor

If your Unit has a (-) Negative Output, you can connect directly without the Relay



PURPLE/BLUE at BCM, Connector 3, Pin 1
The DRIVERS SIDE Sliding door uses a 1500 Ohm

If your Unit has a (-) Negative Output, you can connect directly without the Relay



PURPLE/BLUE at BCM, Connector 3, Pin 1
and the PASSENGER SIDE Sliding door is uses a 2700 Ohm Resistor