



DIGITAL IGNITION SYSTEMS2-11

500+, 300+, 275+, 250+, Systems, Racing Coils, Afterburner™ System and Coil, External Coil Conversion Kits, 375+ Multi Function Module

SPARK PLUG WIRE SETS12-78

Custom-Fit Wire Sets, Universal-Fit Wire Sets, Wire Separator Kits, Wire Loom Kits, Pro Sleeving, Boots & Terminals, Crimp Tools, Spooled Wire

DISTRIBUTORS79-86

Distributors, Distributor Gears, Dual Point Conversion Kits, Vacuum and Advance Curve Kits, Service & Replacement Parts

SPARK PLUGS87-125

U-Groove Spark Plugs, Index Washers & Tool, Plug Holders, Cross-reference

COILS and IGNITION TUNE-UP PARTS126-197

Distributor Caps & Rotors, Points & Condensers, Ballast Resistors, Ignition Control Modules, Coils, Truck Super Tune-up Kits, Points Eliminator Kit

ALTERNATORS and STARTERS198-199

Racing Alternators, High-Torque Starters, Solenoids, Battery Cable Kits

KOOL BLUE200-201

Performance Air Filters, Kool Street, Cold Air Kits

DIGITAL FUEL INJECTION202-232

Complete Gen 7 Systems, Conversion Kits, Spark/Fuel Kits, Dual Sync Distributors, Intake Manifolds, Fuel Injectors, Fuel Pumps & Regulators, Sensors, Components and Software

DIESEL PRODUCTS233-239

Power Programmers, Power Modules, Diesel Mastermind, Kool Air Kits

INDEX240-244

Alphabetical Product and Numerical Lookup



140010

PROFESSIONAL DRAG RACE II CD COIL IMPROVED HIGHER ENERGY, LONGER ENDURANCE

Re-engineered for extended use and ultra high output. This coil is capable of delivering over 1 full amp to the spark plugs. Design to work with CD racing ignition systems only. The unique patent pending core design and ultra low resistance heavy gauge windings have been designed for optimal performance with a Mallory, Crane, Holley or MSD capacitive discharge racing ignition system. Special high temperature, high density epoxy encapsulation resists severe shock and harsh vibration while providing maximum thermal conductivity. The light weight anodized extruded aluminum housing provides maximum cooling. SAE male tower with three high voltage dams provides extended protection from arcing. Can be mounted in any orientation and comes complete with a sealed weather-proof primary leads and connector. This coil is effective to over 12,000 RPM.

Specifications Tested with Mallory HyFire VII S & C ignition

Primary Resistance09 Ohms
Secondary Resistance048 Ohms
Turns Ratio	170 : 1
Maximum Voltage	50,000 volts
Peak Current	1,200 mA
Spark Duration	170 μ S

Professional Drag Race II CD coil140010



CD ONLY CANISTER STYLE SUPER COIL

Specifically design to work with CD ignition systems only. For vehicles where a traditional canister type oil filled can coil is preferred or required. Engineered for extended use such as road and oval track racing, high RPM street engines as well as drag racing. High energy windings designed especially for optimum performance with an ACCEL, Mallory, Crane, Holley or MSD capacitive discharge ignition system. This coil is best for engines that operate above 3,000 RPM and is effective to 10,000 RPM.



140002

Specifications Tested with ACCEL 300+ Ignition

Primary Resistance9 Ohms
Secondary Resistance7.3 k Ohms
Turns Ratio	100 : 1
Maximum Voltage	45,000 volts
Peak Current	160 mA
Spark Duration420 μ S

CD only canister style Super Coil140002

See page 79-84 for ACCEL distributor applications and pages 130-140 for additional coils.

Coil resistance specification shown are nominal +/- 10%

HEAVY DUTY CD ONLY E-CORE SUPER COIL

Professional continuous use racing coil specifically design to work with CD ignition systems only. High energy, heavy gauge windings designed especially for optimum performance with an ACCEL, Mallory, Crane, Holley or MSD capacitive discharge ignition system. E-core design minimizes inductance losses and maximizes energy output. Special high temperature epoxy resists shock and vibration and provides excellent thermal conductivity. The extruded aluminum heat sink provides maximum cooling to ensure long life. SAE male tower offers greater coil wire retention and protection from arcing. Comes complete with insulated primary wire connector and universal ACCEL 8.8mm 300+ Race Wire coil lead and mounting hardware kit. This coil is effective to over 10,000 RPM.

Specifications	Tested with ACCEL 500+ Ignition
Primary Resistance0.2 Ohms
Secondary Resistance3.6 k Ohms
Turns Ratio95 : 1
Maximum Voltage48,000 volts
Peak Current300 mA
Spark Duration360 μS

Heavy Duty CD only E-core Super CoilI40019

HEAVY DUTY ELECTRONIC INDUCTIVE OR CD TYPE E-CORE SUPER COIL

High energy heavy gauge windings deliver unmatched performance. Designed to work with both breakerless electronic ignition systems or ACCEL, Mallory, Crane, Holley or MSD capacitive discharge ignition systems. E-core design minimizes inductance losses and maximizes energy output. Special high temperature epoxy resists shock and vibration and provides excellent thermal conductivity. The extruded aluminum heat sink provides maximum cooling to ensure long life. SAE male tower offers greater coil wire retention and protection from arcing. Comes complete with insulated primary wire connector and universal ACCEL 8.8mm Spiral coil lead and mounting hardware kit.

Specifications	Tested with ACCEL 300+ Ignition
Primary Resistance0.7 Ohms
Secondary Resistance10.0k Ohms
Turns Ratio70 : 1
Maximum Voltage48,000 volts
Peak Current220 mA
Spark Duration300 μS


**Heavy Duty Electronic
CD type E-core Super CoilI40009**

SHOCK /VIBRATION MOUNT KIT

- Recommended for racing applications with severe shock and vibration conditions
- Four 1/4-20 studs impregnated in high absorption rubber cushions provide effective vibration isolation to protect valuable racing electronics
- Complete with hex nuts and lockwashers

Universal-Fit49012

I40019



I40009



49012



NEW



Representative Photo

140025

ACCEL AFTERBURNER™ SWITCHABLE COIL #140025

Now the best of both worlds in one innovative ignition coil. You don't have to compromise on a coil that is designed to either work best on the street or at the track. Now you can have it all in one with the ACCEL Afterburner™ Switchable coil. In the normal mode, the coil is designed to boost low RPM performance by maximizing current output to produce longer arch duration times to improved burn efficiency, resulting in enhanced throttle response, improved economy and reduced emissions. Perfect for the street use or when the engine is under high load at lower RPM's such as when towing a trailer. In the switched or high RPM mode the coil is designed to boost higher RPM performance by producing higher voltage levels to better fire the mixture under high cylinder pressures conditions, such as when running nitrous or under boost. This helps reduce the risk of misfires and also maximizes the power potential. Perfect for use at the track or under maximum RPM power loading.

The innovative remote switch location kit makes it easy and convenient to switch the ACCEL Afterburner™ coil from one mode to the other, while inside the vehicle. The ACCEL Afterburner™ Switchable coil works either with the stock vehicles inductive ignition system or with an aftermarket CD ignition system.

ACCEL Afterburner™ Switchable Coil140025

TACH ADAPTER

If your tachometer fails to operate after installing either of the ACCEL 275+ or 300+ CD ignition controls, you may need a tach adapter. The green lead in the wire harness from the ACCEL 275+ or 300+ ignition control produces a 12 volt square wave signal. This can be used with most tachometers. If the tachometer still does not function properly you will need a tach adapter.

If your tachometer was triggered from the coil negative terminal (voltage trigger) and you are using the white lead via either points, electronic ignition amplifier output or OE module to trigger the ACCEL 275+ or 300+ CD ignition control, then you need the ACCEL tach adapter p/n 49365.

ACCEL Tach Adapter for coil negative (white lead wire) trigger49365

Note: If you are using the output signal directly from the magnetic pickup inside the distributor to trigger the ACCEL 275+ or 300+ CD ignition control, and your tachometer is not functioning properly, then you will need a different tach adapter, such as Mallory p/n 29078.

49365



ACCEL 500+ DIGITAL PRO STREET/RACE IGNITION CONTROLLER

49500



Now you can have all the power and features of a typical 7 Series racing type CD ignition system, but designed for use on the street as well as at the track. The RISC micro-controller digital circuitry provides high-speed processing, maximum energy output and greater efficiency. The control unit provides several multi-strike spark events of 550V and 150mj of energy up to 2500 RPM. The ACCEL 500+ features a remote hand-held display/input unit for easy real time programming and observation or it can be unplugged from the control unit after programming. The ACCEL 500+ Pro Street/Race ignition can be used with a wide variety of coils, but to maximize the performance potential a high turns ratio CD type coil should be used. The recommend coil for maximum performance is the ACCEL p/n 140019.

Features include:

Three rev limiters, adjustable from 1000 to 12800 RPM

Four high speed / fixed timing retards, adjustable from 0.1 to 20.0 degrees

Start retard, adjustable from 0.1 to 20.0 degrees
(all out by 500 RPM)

Two RPM switches, adjustable from 1000 to 12800 RPM

One RPM activated window switch; "on" at 1000 to 12700 RPM, "off" at 1100 to 12800 RPM

Boost retard in degrees/PSI, adjustable from 0.1 to 4.0 degrees per PSI of boost (Requires the use of MAP sensor and harness, each sold separately)

Selectable MAP sensor input, for 2 or 3 BAR sensors

Cylinder select for even fire 4 to 12 cylinder engines.

**500+ ProStreet/Racing Ignition controller
For 4 to 12 cylinder distributor equipped
even fire engines49500**

2-3 BAR MAP Sensor harness29785

2-BAR MAP Sensor74776

3-BAR MAP Sensor74777



49329



DIGITAL DONE RIGHT SINCE 1994, AND STILL THE BEST!

The ACCEL 300+ Ignition Controller was one of the first truly digital CD ignition systems on the market. It has the unique combination of compact size and high output. It is light weight and easy to install. It features high speed processing, maximum energy output and greatly enhanced efficiency due to its latest generation of RISC micro-controller, plus it has a much lower power draw than an antiquated analog control box. The ACCEL 300+ provides several multi-strike spark events up to 2500 RPM with 500 volts and 125mj of energy output for easier starting and greater burn efficiency, resulting in quicker acceleration and improved throttle response. The digital rev limiter is easy to adjust and doesn't require any "chips". The ACCEL 300+ Ignition controller is sold separately or with a matched CD coil. Also available are a variety of specific custom fit applications kits that come complete with a bolt-in, plug-in replacement coil and direct plug-in factory style harness, which makes for a no hassle quick and easy installation.

IGNITION BOX SHOOT OUT

Check out the Article on page 88 of the May 2002 issue of Car Craft magazine. Five ignition boxes were tested and **ACCEL's 300+** made the most horsepower and torque! Straight from the article, here are the numbers:

BRAND, P/N	PEAK TORQUE LB-FT@3,900	PEAK HORSEPOWER HP@5,300
ACCEL 300+	534.8	497.8
MSD 6-AL	532.9	496.0
Mallory VI-AL	529.5	493.4
Crane HI-6	531.5	491.8
Holley 800-50	531.1	487.4

See: www.carcraft.com

LISTEN TO WHAT THE WINNERS HAVE TO SAY:

ABRAHAM BERGIAN ASSOCIATE EDITOR OF HIGH TECH PERFORMANCE MAGAZINE:

"With the ACCEL 300+ system installed on our 1996 Pontiac Firebird Formula project car, we picked up 30 more miles per tankful. The ACCEL 300+ system made the Formula more efficient all the way around."

EVAN SMITH TECHNICAL EDITOR FOR MUSCLE MUSTANGS & FAST FORDS:

"As a whole, ACCEL's 300+ system gets a thumbs up. We like the modular design, the ease of installation, and the fact that it works. We were more than impressed with a gain of 14 horsepower (when combined with ACCEL 300+ Race Wires and a 60201M BilleTech distributor) at the rear wheels. We expected only a 5-8 HP improvement."



49328



49329





UNIVERSAL KIT

- Without coil49300
- With matched ACCEL Super Coil P/N 14001949320

FORD

- 1998-84 with EEC-IV ignition, Except EDIS coil packs49326
 applications include:
 1995-86 Mustang 5.0L / Cobra R 5.8L
 1998-84 Cars 4 / 6 / 8 cyl engines w/ epoxy style coil
 1998-85 Ford Truck 4 / 6 / 8 cyl engines w/ epoxy style coil

GENERAL MOTORS

- 1995-85 with remote mount HEI coil and 8-pin ignition module49321
 applications include:
 1992-87 Camaro / Firebird 5.0L / 5.7LV8
 1993-87 Full Size / Mid Size 5.0L (305) / 5.7LV8
 1995-87 Chevrolet / GMC Truck 4.3LV6 and 5.0L / 5.7L / 7.4LV8
- 1989-74 with HEI in-cap coil, red / yellow primary wires49322
 applications include:
 1983-74 most Cadillac V8 engines w/ HEI
 1986-74 most Chevrolet V8 and 90 degree V6 engines w/ HEI
- 1991-73 with HEI in cap coil, red/white primary colors49323
 applications include:
 1981-74 most Buick V6 and V8 engines w/ HEI
 1991-74 most Oldsmobile V8 engines w/ HEI
 1981-73 most Pontiac V8 engines w/ HEI
 1991-81 Corvette 5.7L
- 1995-93 Camaro / Firebird 5.7L LT149324
- 1995-92 Corvette 5.7L LT149325
- 1995-94 Caprice / Impala SS and Full Size 4.3L / 5.7L LT149325
- 1996 Corvette 5.7L LT1 /LT449327*
- 1996 Caprice / Impala SS 4.3L / 5.7L LT149327*
- 1997-96 Camaro / Firebird 5.7L LT1 / LT449327*
- 2004-96 Chevrolet / GMC Truck 4.3LV6 "Vortec" w/ side tower distributor cap49329*
- 2001-96 Chevrolet / GMC Truck 5.0L / 5.7L / 7.4L V8 "Vortec"49329*

**Matching coil P/N 140024, sold separately*

HONDA / ACURA

**See page 11
for detailed
application
coverage.**

300+ Digital Multi-Strike CD Ignition with Rev Control External Coil Conversion Kits

- 2001-92 Honda/Acura models with TEC-Equipped Distributors49310
- 2001-94 Integra GS-R and Type R with B18C1, B18C5 engines49311
- 2001-94 Civics and Accords with Hitachi distributors49312
- 1991-88 Civic with D15B, D16A and Integra with D16A, B18B engines49313

MOPAR/JEEP

- With Fuel Injection and epoxy style coil49328
 application included:
 1995-90 2.2L / 2.5L 4 cyl including Turbo exc. DOHC I6V
 1997-90 Dodge Truck 2.5L 4 cyl including "Magnum"
 2002-92 Dodge Truck 3.9LV6 and 5.2L / 5.9LV8 "Magnum"
 2001-91 Jeep 2.5L 4 cyl and 1999-91 4.0L 6 cyl
 1998-93 Jeep 5.2L / 5.9LV8 "Magnum"

Note: For 2002-98 Dodge Trucks/Jeeps, Coil adaptor harness P/N 140021AH must also be used in conjunction with 300+ kit p/n 49328.

Note: For all Systems as needed, tach adapter p/n 49365



49250

250+ ELECTRONIC IGNITION INDUCTIVE STORAGE SYSTEM

Designed to increase the performance of factory stock electronic ignition systems. The compact design makes installation easy when mounting space is limited. By increasing the primary energy to the coil, the 250+ Electronic Ignition Control increases coil output, while a built-in dwell control circuit with a 7.5 amp limit ensures more constant energy output throughout the RPM range. The ACCEL 250+ Electronic Ignition Control provides a long duration, single spark event of up to 200 mJ, producing a more sustained burn time promoting greater engine efficiency, easier starting and extended RPM capabilities. A perfect addition to an engine where performance modifications are limited to bolt-ons such as cold air kits, under-drive pulleys and high flow cat-back exhaust systems. Can be used with a factory coil, but recommended that you upgrade to a high performance coil. Will not work with a CD-type coil.

C.A.R.B. Approval Pending OBD I & II

250+ Ignition Control Unit, Universal Kit for Distributor-Equipped Engines49250



ACCEL AFTERBURNER™ SWITCHABLE IGNITION CONTROLLER

The ACCEL Afterburner™ Switchable Ignition control delivers up to 60% more energy at the flip of a switch. This ignition control unit with a built-in coil allows you to choose between street performance or high output maximum performance at a flip of a switch. No need to run a separate control box or coil. When the extra ignition power is needed such as at the track or when running a power adder, simply flip the switch to insure maximum performance. The dwell control circuit with a 7.5 Amp limit ensures optimized energy output through out the RPM range. In the high output maximum performance mode, the control unit delivers a long duration single spark events deliver up to 200 mJ of energy.

ACCEL Afterburner™ Switchable Ignition controller49260

Because of its unique design, the ACCEL Afterburner Ignition controller can not be run with any type of aftermarket CD or Inductive storage ignition systems, nor can it be used if the vehicle is factory equipped with a CD type ignition system.



49260



275+ / 375+ IGNITONS

275+ DIGITAL MULTI-STRIKE CD IGNITION WITHOUT REV CONTROL

Utilizes the latest generation of RISC micro-controller to provide high speed processing, maximize energy output, and provide greatly enhanced efficiency and more complete coil saturation. ACCEL's 275+ CD Ignition Control unit provides several multi-strike spark events of 500 volts and 125 mj up to 2500 RPM for easier starting and greater burn efficiency, resulting in enhanced performance. This is critical in modified engines with increased cylinder pressures resulting from higher compression pistons, high profile camshafts, higher flow intake manifolds, exhaust headers, and modified cylinder heads. The compact design makes easy mounting in limited spaces. Can be used with a factory coil, but recommended that you upgrade to a high performance coil or a CD-type coil.

NOTE: If future engine modifications are planned such as super/turbocharging or the addition of a nitrous oxide system, choose the ACCEL 300+ Digital Multi-Strike CD Ignition Control because of its upgradability to control ignition timing retard functions.



C.A.R.B. Approval Pending
OBD I & II

**275+ Ignition Control Unit, Universal Kit
for Distributor-Equipped Engines49275**

375+ DIGITAL MULTI-FUNCTION IGNITION CONTROL MODULE FOR THE ACCEL 300+ IGNITION CONTROL UNIT

Featuring a unique design that incorporates a compact control unit that can be mounted out of sight inside the car with a remote display/input unit close at hand for real-time programming or observation. The remote hand-held display/input unit and six-foot cable can also be unplugged from control unit after programming. The ACCEL 375+ Multi-Function Accessory control unit's harness plugs directly into the 300+ Ignition Control box harness, allowing the custom software and dual RISC microprocessors to fully interface with each other. This provides unparalleled capabilities and high-speed processing resulting in seamless performance.

ACCEL 375+ Multi-function Accessory unit features include:

- Two stages of sequential rev limiting control from 1,000 to 12,700 RPM, in 100 RPM increments
- Window RPM switch from 1,000 to 12,700 RPM, in 100 RPM increments
- Fixed Nitrous Oxide or high-speed timing retard from 0.1 to 15.0 degrees in 0.1-degree increments
- Start timing retard from 0.1 to 15.0 degrees in 0.1-degree increments, beginning at 100 RPM, dialed out at 500 RPM
- Proportional boost timing retard from 0.1 to 4.0 degrees per PSI of boost in 0.1-degree increments (Requires the use a MAP sensor)
- Selectable to read either 2 or 3 BAR MAP Sensor signals
- Tachometer display mode with 10 RPM resolutions and moving point-averaging software for clear resolution
- Real time manifold pressure display mode displays vacuum in inches of Hg and boost in PSI. (Requires the use a MAP sensor)

For a complete line of large diameter racing distributors, magnetos, crank triggers, and racing ignition systems, consult your Mallory catalog.



375+ Digital Multi-Function Ignition Control Module49375
2-3 BAR MAP Sensor harness29785
2-BAR MAP Sensor74776
3-BAR MAP Sensor74777

Accessories sold separately

EXTERNAL COIL CONVERSION KITS



300+ DIGITAL MULTI-STRIKE CD IGNITION WITH REV CONTROL



49310

Engineered to be the most compact, lightest, most powerful and most reliable street/strip ignition system available. Utilizing the latest generation of RISC micro-controller, this unit provides high speed processing, maximum energy output, unparalleled efficiency and total coil saturation. ACCEL's 300+ Digital Multi-Strike CD Ignition Control unit has the lowest operating current draw and supplies the highest energy to the coil compared to antiquated analog style systems.

ACCEL's 300+ CD Ignition Control unit provides several multi-strike spark events of 525 volts and 135 mJ up to 3000 RPM for easier starting and greater burn efficiency, which in turn provides increased performance. Added to these features is an easy-to-adjust single stage intelligent sequential rev limiting control for added engine over rev protection without the need to buy extra chips. The added energy output of the 300+ CD Ignition Control unit is critical to unlocking the hidden potential of engines modified with all types of performance modifications including super/turbocharger systems.

Additionally, the 300+ Digital Multi-Strike CD Ignition Control unit has built-in upgradability to allow the use of the ACCEL 375+ Digital Ignition Control Module. This combination provides addition stages of RPM rev control as well as ignition timing retard functions needed when using large amounts of nitrous oxide or high boost super/turbocharger systems. The compact design makes easy mounting in limited spaces.

C.A.R.B. Approval Pending OBD I Only

Honda/Acura external coil conversion kits come complete with everything shown, including ignition control box, CD coil, modified distributor cap, harness, universal coil lead and hardware kits.



- 2001-92 Honda/Acura models
with TEC-Equipped Distributors49310
includes I20500 Cap**
- 2001-94 Integra GS-R and Type R
with B18C1, B18C5 engines49311
includes I20501 cap**
- 2001-94 Civics and Accords
with Hitachi distributors49312
includes I20502 cap**
- 1991-88 Civic with D15B, D16A
and Integra with D16A, B18B engines49313
includes I20503 cap**

Replacement Modified Distributor Caps



I20500

I20501

I20503

I20502

Kits include a modified distributor cap, which are also sold separately as replacement parts.



EXTERNAL COIL CONVERSION KITS

Application Chart for #49310

Make	Year	Cyl.	Model	Notes & Comments	Engine & Code
ACURA	1998-99	4	2.3 CL	SOHC 16V (150 HP) VTEC	2.3L F23A1 2254cc
	1996-97	4	2.2 CL w/TEC dist	SOHC 16V (145 HP) VTEC	2.2L F22B1 2156cc
	1994-98	4	INTEGRA LS, RS	DOHC 16V (142 HP)	1.8L B18B1 1834cc
	1992-93	4	INTEGRA	DOHC 16V (130 HP)	1.8L B18A1 1834cc
HONDA	1998-2001	4	ACCORD DX	SOHC 16V (135 HP)	2.3L F23A5 2254cc
	1998-2001	4	ACCORD LX, EX	SOHC 16V (150 HP) VTEC	2.3L F23A1,4 2254cc
	1994-97	4	ACCORD DX, LX, SE w/TEC dist.	SOHC 16V (130 HP)	2.2L F22B2 2156cc
	1994-97	4	ACCORD EX w/TEC dist.	SOHC 16VVTEC (145 HP)	2.2L F22B1 2156cc
	1990-93	4	ACCORD DX, LX w/TEC dist	SOHC 16V (125 HP)	2.2L F22A1 2156cc
	1992-93	4	ACCORD EX, SE w/TEC dist.	SOHC 16V (130 HP)	2.2L F22A6 2156cc
	1999	4	CIVIC Si w/TEC dist.	DOHC 16VVTEC	1.6L B16A2 1595cc
	1996-2000	4	CIVIC DX, LX w/TEC dist.	SOHC 16V (115 HP)	1.6L D16Y7 1590cc
	1996-2000	4	CIVIC EX w/TEC dist.	SOHC 16VVTEC (127 HP)	1.6L D16Y8 1590cc
	1996-2000	4	CIVIC HX w/TEC dist	SOHC 16VVTEC-E (106 HP)	1.6L D16Y5 1590cc
	1992-95	4	CIVIC CX	SOHC 8V (70 HP)	1.5L D15B8 1493cc
	1992-95	4	CIVIC DX, LX	SOHC 16V (102 HP)	1.5L D15B7 1493cc
	1992-95	4	CIVIC EX	SOHC 16VVTEC (125 HP)	1.6L D16Z6 1590cc
	1992-95	4	CIVIC VX	SOHC 16VVTEC-E (92 HP)	1.5L D15Z1 1493cc
	1992	4	CRX		1.5L D15B2 1493cc
	1992	4	CRX HF	SOHC 16VVTEC-E	1.5L D15Z1 1493cc
	1992	4	CRX Si	SOHC 16VVTEC	1.6L D16Z6 1590cc
	1996-97	4	CIVIC DEL SOL S w/TEC dist.	SOHC 16V (115 HP)	1.6L D16Y7 1590cc
	1996-97	4	CIVIC DEL SOL Si w/TEC dist.	SOHC 16VVTEC (125 HP)	1.6L D16Y8 1590cc
	1994-97	4	CIVIC DEL SOL Si w/TEC dist.	DOHC 16VVTEC (160 HP)	1.6L B16A3 1595cc
	1993-95	4	CIVIC DEL SOL S	SOHC 16V (102 HP)	1.5L D15B7 1493cc
	1993-95	4	CIVIC DEL SOL Si	SOHC 16VVTEC (125 HP)	1.6L D16Z6 1590cc
	1997-2001	4	CR-V	DOHC 16V	2.0L B20B,Z 1972cc
	1997-98	4	PRELUDE	DOHC 16VVTEC (195 HP)	2.2L H22A4 2157cc
	1992-96	4	PRELUDE S	SOHC 16V (135 HP)	2.2L F22A1 2156cc
	1992-96	4	PRELUDE Si, SE, SR	DOHC 16V (160 HP)	2.3L H23A1 2259cc
	1993-96	4	PRELUDE Si, SR	DOHC 16VVTEC (190 HP)	2.2L H22A1 2157cc
1994-95	4	PRELUDE S	SOHC 16V (135 HP)	2.2L F22A6 2156cc	

Application Chart for #49311

Make	Year	Cyl.	Model	Notes & Comments	Engine & Code
ACURA	1994-2001	4	INTEGRA GS-R	DOHC 16VVTEC (170 HP)	1.8L B18C1 1797cc
	1997-99	4	INTEGRA TYPE R	DOHC 16VVTEC (190 HP)	1.8L B18C5 1797cc
Does Not Fit					
ACURA	1992-93	4	INTEGRA GS-R	DOHC 16VVTEC (160 HP)	1.7L B17A1 1678cc

Application Chart for #49312

Make	Year	Cyl.	Model	Notes & Comments	Engine & Code
ACURA	1996-99	4	2.2 CL w/Hitachi Dist	SOHC 16V (145 HP) VTEC	2.2L F22B1 2156cc
HONDA	1998-2001	4	ACCORD w/Hitachi dist.	SOHC 16VVTEC	2.3L F23A 2254cc
	1994-97	4	ACCORD DX, LX, SE w/Hitachi dist.	SOHC 16V (130 HP)	2.2L F22B2 2156cc
	1994-97	4	ACCORD EX w/Hitachi dist.	SOHC 16VVTEC (145 HP)	2.2L F22B1 2156cc
	1999	4	CIVIC Si w/Hitachi dist.	DOHC 16VVTEC	1.6L B16A2 1595cc
	1996-99	4	CIVIC DX, LX w/Hitachi dist.	SOHC 16V (115 HP)	1.6L D16Y7 1590cc
	1996-99	4	CIVIC EX w/Hitachi dist.	SOHC 16VVTEC (127 HP)	1.6L D16Y8 1590cc
	1996-99	4	CIVIC HX w/Hitachi dist	SOHC 16VVTEC-E (106 HP)	1.6L D16Y5 1590cc
	1996-97	4	CIVIC DEL SOL S w/Hitachi dist.	SOHC 16V (115 HP)	1.6L D16Y7 1590cc
	1996-97	4	CIVIC DEL SOL Si w/Hitachi dist.	SOHC 16VVTEC (125 HP)	1.6L D16Y8 1590cc
	1994-97	4	CIVIC DEL SOL Si w/Hitachi dist.	DOHC 16VVTEC (160 HP)	1.6L B16A3 1595cc
	1995-97	4	ODYSSEY w/Hitachi dist.	SOHC 16V (140 HP)	2.2L F22B6 2156cc

Application Chart for #49313

Make	Year	Cyl.	Model	Notes & Comments	Engine & Code
ACURA	1990-91	4	INTEGRA LS, RS	DOHC 16V (130 HP)	1.8L B18A1 1834cc
	1988-89	4	INTEGRA		1.6L D16A1 1590cc
HONDA	1988-89	4	CIVIC		1.5L D15B1 1493cc
	1988-91	4	CIVIC		1.5L D15B2 1493cc
	1988-91	4	CIVIC		1.6L D16A6 1590cc
	1988-91	4	CIVIC HF		1.5L D15B6 1493cc
	1988-91	4	CRX Si		1.6L D16A6 1590cc
	1988-92	4	CRX		1.5L D15B2 1493cc

No matter what, where or how you drive, ACCEL has the Spark Plug Wires for your application!

ACCEL WIRE SETS ARE ENGINEERED FOR PEAK PERFORMANCE


For over 30 years ACCEL has developed specialized high performance ignition systems and components for professional racing. Our racing experience has led to the development of wire sets that are built at our own wire facilities and designed to deliver maximum spark energy. All ACCEL Custom-Fit Wire Sets are factory terminated and ready to install for an original equipment fit.



300+ RACEWIRE

300+ RACE WIRE

- Applications: Race engine configurations
- Features: Silicone spark plug boots, black wire, stainless steel spark plug terminals,
- Benefits: Maximum energy to spark plug, heaviest gauge conductor in the industry, 8.8mm oversized racing wire, complete suppression of EMI/RFI (radio noise)
- Construction: 5.0 mm, 8.0mm, & 8.8 mm, 600° F double silicone construction with a fiberglass braid
- Core: HD gauge spiral wound copper/nickel alloy conductor, magnetic suppression & fully reactive ferrite material, all Kevlar core, 150 Ohms per foot resistance



300+ THUNDERSPORT

300+ THUNDERSPORT

- Applications: True race wire for street/strip use, sport compact vehicle coverage
- Features: 8 mm oversized and 5mm for late model Toyota ultra performance wire, exact match OE-type spark plug boots, high gloss blue, red & yellow wire, stainless steel spark plug terminals
- Benefits: Maximum energy to spark plug, sport compact vehicle coverage, complete suppression of EMI/RFI
- Construction: 8mm, 550° F double silicone construction with a fiberglass braid
- Core: HD gauge spiral wound copper/nickel alloy conductor, magnetic suppression & fully reactive ferrite material, all Kevlar core, 150 Ohms per foot resistance



EXTREME 9000

EXTREME 9000

- Applications: HD truck, towing, turbo or headers
- Features: Heat-reflective coated silicone spark plug boots, black wire, stainless steel spark plug terminals
- Benefits: HD high temperature application coverage, oversized upgrade where OE is 7mm, true performance upgrade, increased ignition energy due to lower resistance, complete suppression of EMI/RFI
- Construction: 8mm, 600° F double silicone construction with a fiberglass braid
- Core: Spiral wound copper/nickel alloy conductor, magnetic suppression & fully reactive ferrite material, all Kevlar core, 500 Ohms per foot resistance



PERFORMANCE WIRE SETS

8.8MM SPIRAL

- Applications: Performance street/strip
- Features: 8.8mm oversized wire, oversized 8.8mm silicone spark plug boots, high gloss yellow wire, stainless steel spark plug terminals
- Benefits: True performance upgrade, increased ignition energy due to lower resistance
- Construction: 8.8mm, 550° F double silicone construction with a fiberglass braid
- Core: Spiral wound stainless steel alloy conductor, magnetic suppression, semi-reactive material, fiberglass/Kevlar core, 500 Ohms per foot resistance, also available with carbon/graphite or stainless steel core



8.8MM SPIRAL

SUPERSTOCK SPIRAL

- Applications: Late model car & truck coverage
- Features: Color-matched silicone spark plug boots, high gloss blue, black, red & yellow wire, stainless steel spark plug terminals
- Benefits: True performance upgrade, increased ignition energy due to lower resistance, oversized upgrade where OE is 7mm
- Construction: 7mm & 8mm, 550° F double silicone construction with a fiberglass braid
- Core: Spiral wound stainless steel alloy conductor, magnetic suppression & semi-reactive material, fiberglass/Kevlar core, 500 Ohms per foot resistance



8MM SUPERSTOCK SPIRAL

ARMORSHIELD

- Applications: Braided custom "Hot Rod" look
- Features: Silicone spark plug boots, yellow & blue silicone wire, Zinc-plated steel spark plug terminals
- Benefits: Efficient transmitter of ignition energy, oversized upgrade where OE is 7mm
- Construction: 8mm, 450° F metallic braided sleeving, silicone & EPDM rubber construction with a fiberglass braid
- Core: Carbon/graphite conductive material, high resistance suppression, fiberglass/ Kevlar core, 3000-7000 Ohms per foot resistance



ARMOR SHIELD

SUPERSTOCK

- Applications: Performance upgrade to OE-type/ replacement-type
- Features: Silicone spark plug boots, yellow, blue, red, & black silicone wire, zinc-plated steel spark plug terminals
- Benefits: Efficient transmitter of ignition energy, popular priced performance, oversized upgrade where OE is 7mm
- Construction: 7 & 8mm, 450° F silicone & EPDM rubber construction with a fiberglass braid
- Core: Carbon/graphite conductive material, high resistance suppression, fiberglass/Kevlar, 3000-7000 Ohms per foot resistance, also available with tinned copper core



SUPERSTOCK



ACCEL 5MM 300+ FERRO-SPIRAL RACE WIRE

Contrary to what you may believe or have been told, **“Bigger isn’t always better.”**

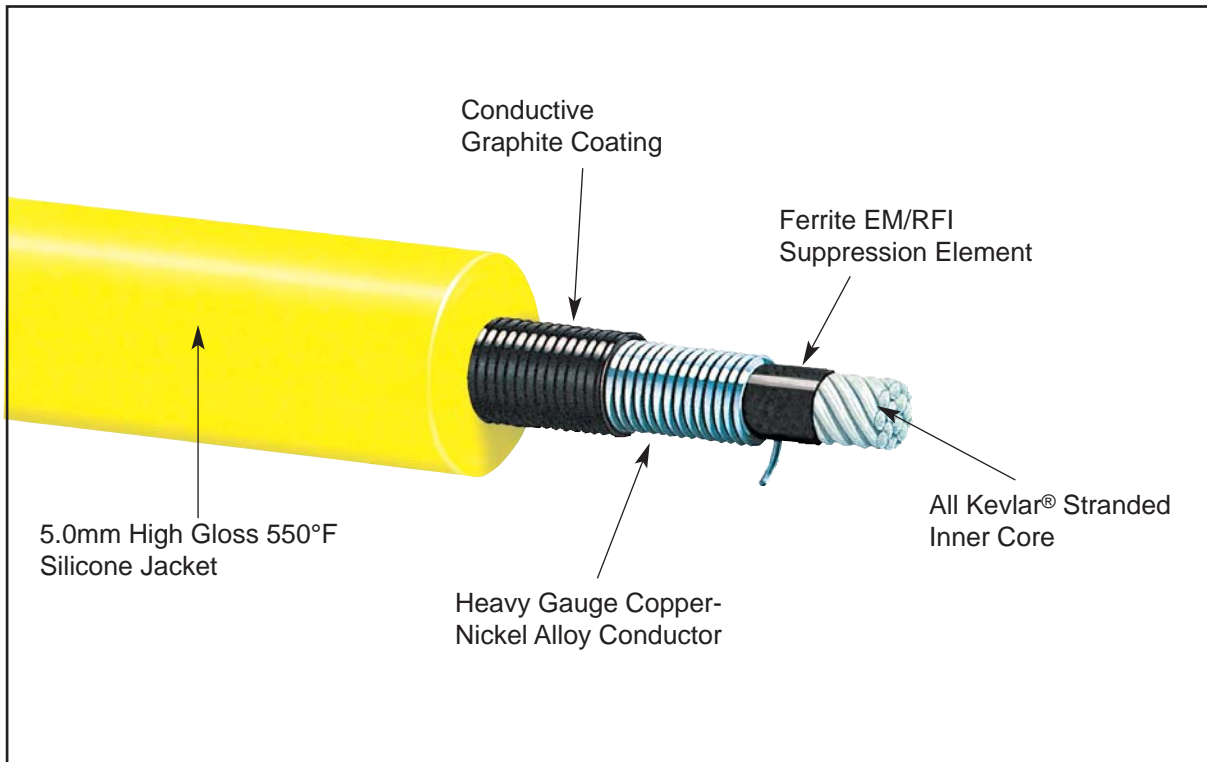


ACCEL has engineered a way to put their race winning 300+ Ferro Spiral Race Wire core into a much smaller spark plug wire with only a 5mm diameter jacket. This is the same maximum energy core found in their 8.0mm, 8.8mm and 10.8mm ACCEL 300+ Ferro-Spiral spark plug wire sets, just in a smaller package. Why ??? Well it reduces weight, which is critical on a race car and it’s easy to hide on a street rod with a custom look engine compartment. The smaller diameter wire can be routed in and around places where a larger wire simply just cannot go for the ultimate in good looks and custom fit possibilities. You can easily hide these smaller 5mm spark plug wires if you like. If you want to show them off, the high gloss jacket is available in four great looking colors. Available with 90-degree spark plug boots to keep the spark plug wires routed as close to the engine as possible.

ACCEL 5mm 300+ Ferro-Spiral Race Wire

- Black7541K
- Blue7541B
- Red7541R
- Yellow7541Y

7541Y

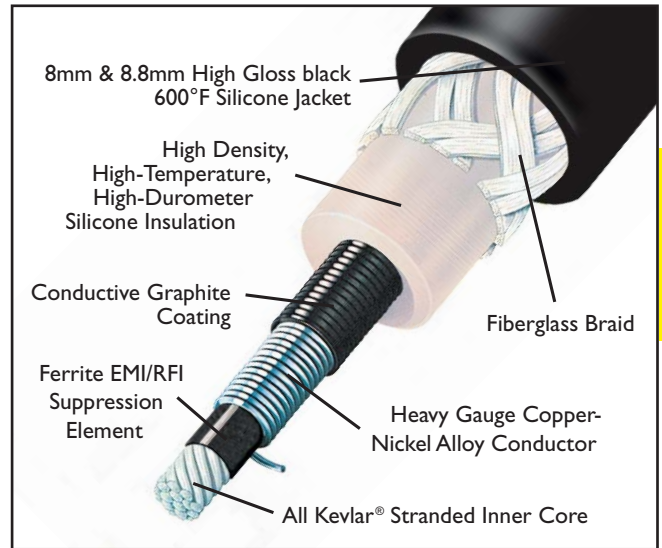




PERFORMANCE WIRE SETS

ACCEL 300+ FERRO-SPIRAL™ RACE WIRE CUSTOM TAILORED SETS FOR RACE ENGINES AND ENGINE BUILDERS

The oversized 8.8mm wire features a double silicone construction rated at over 600°F and 60kV. The high gloss black silicone wirejacket not only looks great, but resists heat extremes, petrochemicals, ozone and moisture better than so-called blended materials for greater durability and longer life. The high-density, high-temperature silicone insulation provides greater dielectric strength and eliminates arcing and the effects of corona better than the typical OE style rubber materials. The all-Kevlar stranded inner core and fiberglass braiding adds greater pull strength and terminal retention. The stainless steel and brass terminals provide unsurpassed electrical conductivity and excellent corrosion resistance compared to terminals made of common or plated metals.



ACCEL OFFERS 300+ FERRO-SPIRAL™ RACE WIRE SETS THAT ARE CUSTOM TAILORED FOR RACE ENGINES.

These sets feature all the benefits of the custom fit sets plus they have been specifically designed to fit race engines equipped with racing distributors and headers. These sets have been designed with custom wire lengths to route the wire either over the valve covers or down the back of the engine block and under the headers, helping keep the wires from being damaged by the heat of the exhaust system. Some wire sets feature ACCEL Pro-Sleeving with heat shrink tubing to provide even greater protection from heat, abrasion and flying debris. Each wire set comes with an extra long, non-sleeved, universal coil lead and boot / terminal kit that allows you to tailor it for your specific setup.



P/N	DESCRIPTION/WIRE ROUTING	DISTRIBUTOR CAP TYPE	PRO-SLEEVING
CHEVROLET SMALL BLOCK			
7000	Wires under header/manifold	Female socket or points style	Full length to 8" from distributor cap
7001	Wires under header/manifold	Male tower or HEI style	Full length to 8" from distributor cap
7002	Wires over valve cover	Female socket or points style	Full length to 8" from distributor cap
7004	Wires over valve cover	Male tower or HEI style	Full length to 8" from distributor cap from spark plug boot up 15" on lead
NOTE: CHEVROLET SB2.2 ENGINES WITH FEMALE SOCKET OR MALE TOWER DISTRIBUTOR CAP USE UNIVERSAL NON-SLEEVED WIRE SET P/N 7005			
CHEVROLET BIG BLOCK OR SMALL BLOCK			
7009	Wires under Comp style headers	Female socket or points style	NON SLEEVED
7010	Wires under Comp style headers	Male tower or HEI style	NON SLEEVED
CADILLAC NORTH STAR / OLDSMOBILE AURORA			
7155	OE type spark plug boot	Extra long lead lengths	NON SLEEVED w/OE type Coil pack boot/terminal kit
FORD WINDSOR SMALL BLOCK			
7006	Wires over valve cover	Male tower or Dura-Spark style	from spark plug boot up 8" on lead

PERFORMANCE WIRE SETS



ACCEL 300+ FERRO-SPIRAL™ RACE WIRE VS. THE OTHER GUY'S 25-50 OHMS/FT WIRE

ACCEL	THEM
8mm, 8.8mm construction	7mm, 8mm, 8.5mm or 9mm construction
High gloss 600 F peak silicone jacket	Dull 500 F peak blended synthetic rubber /silicone (Cosil) jacket
Fiberglass braid	Fiberglass braid
Ultra-high temperature high dielectric strength silicone insulator	High temperature high dielectric strength blended Cosil insulator
34 gage Cu / Ni alloy conductor 160% greater amperage capacity	41 to 36 gage Cu / Ni alloy conductor
80 turns per inch 50% core coverage More consistent core	144 turns per inch 72% core coverage So tightly packed, windings can touch
100% Kevlar core stranding Greater wire strength	100% fiberglass core stranding or a mix of Kevlar/fiberglass stranding
Ferrite magnetic RFI suppression	Ferrite magnetic RFI suppression
150 Ohms/ft resistance	25 to 50 Ohms/ft resistance lower resistance

OKAY, THE OTHER GUY HAS A LOWER RESISTANCE WIRE, BUT WHAT DOES THAT ACTUALLY MEAN?

Let's look at Ohm's Law: **Voltage loss = Amperage x Resistance**

The typical CD racing ignition system with a drag race coil is designed to deliver approximately 55,000 volts and 1 amp to the spark plug. The average spark plug lead is about 3 feet long, so:

ACCEL 300+ Ferro-Spiral™ voltage loss is then: $1 \text{ amp} \times (3 \text{ feet} \times 150 \text{ Ohms/foot}) = 450 \text{ voltage loss}$
 $(450/55,000) \times 100\% = 0.8\%$

The other guy's 50 Ohm/ft voltage loss is then $1 \text{ amp} \times (3 \text{ feet} \times 50 \text{ Ohms/foot}) = 150 \text{ voltage loss}$
 $(150/55,000) \times 100\% = 0.3\%$

This difference is minimal. It is true that the higher the voltage, the wider the spark plug gap can be set. But the difference illustrated here, between 54,850 volts and 54,550 volts is indistinguishable.

For reference OEM carbon/graphite core is about 4,500 Ohms/ft, its voltage loss is then:

OEM carbon/graphite core: $1 \text{ amp} \times (3 \text{ feet} \times 4,500 \text{ Ohms/foot}) = 13,500 \text{ voltage loss}$
 $(13,500/55,000) \times 100\% = 24.6\%$

THAT'S WHY YOU NEED A HIGH PERFORMANCE RACING SPIRAL CORE IGNITION WIRE!

Voltage is potential. Higher voltage allows a wider gap to expose more of the mixture to the flame kernel. Combustion is a chemical reaction. Voltage does not add chemical energy to the combustion process. Amperage is current, measured in units of heat. The more amperage delivered to the spark plug, the faster combustion will start resulting in more complete combustion.

ACCEL'S 300+ FERRO-SPIRAL™ RACE WIRE CAN DELIVER 160% MORE AMPERAGE TO THE SPARK PLUG THAN THE OTHER GUY'S 50 OHMS/FT WIRE.

WHAT DOES THAT MEAN TO YOU?

We had two NHRA Pro-Stock teams dyno test both of these wires on their 1300+ hp mule motors equipped with MSD 7AL-3 boxes and Pro Power™ coils. In back to back testing, ACCEL 300+ Ferro-Spiral™ Race Wire produced 14 more horse power than the other guy's 50 Ohms/ft wire, with no other changes! When a prominent NASCAR engine builder did back to back dyno testing on his 750 hp Winston Cup motor he found 7 hp more with ACCEL 300+ Ferro-Spiral™ compared to the other guy's 50 Ohms/ft wire, with no other changes!

THOSE TEST RESULTS SPEAK FOR THEMSELVES. WHO HAS THE BEST PERFORMANCE & RACING WIRE? ACCEL 300+ FERRO-SPIRAL™ RACE WIRE.



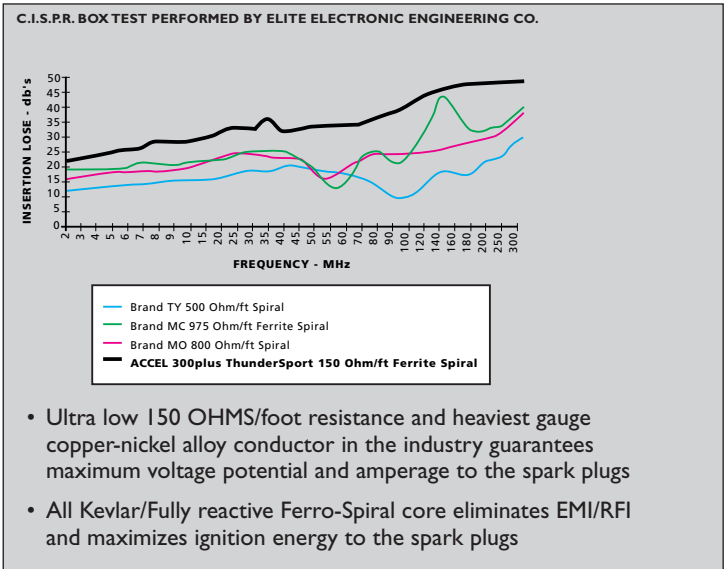
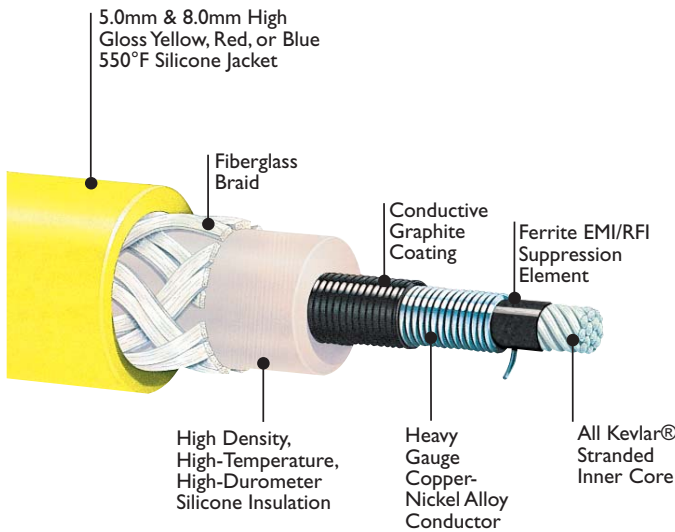
PERFORMANCE WIRE SETS

300+ THUNDERSPORT™ FERRO-SPIRAL™ WIRE SETS

You wouldn't run an arc welder off a lamp cord, so don't let your spark plug wires be the weak link in your high-performance ignition system. For peak performance you can see and feel, insist on ACCEL 300plus ThunderSport Ferro-Spiral Ultra Performance Spark Plug Wires. From the same people who brought you DFI – ACCEL, the first name in ACCEleration!

- Each spark plug boot is precision-molded to fit your vehicle – no universal one-size-fits-all substitutes!
- The high gloss 8mm* double silicone wire is rated at over 550° F and 60KV
- With a resistance of only 150 Ohms/foot, plus the heaviest gauge spiral-wound alloy conductor in the industry – you're guaranteed maximum voltage potential and amperage at the spark plug
- Ferro-Spiral™ core has unsurpassed EMI-RFI (radio noise) suppression, so it won't affect any electronic equipment in your vehicle. Available in blue, red or yellow wire colors. For late model Acura, Honda, Mazda, Mitsubishi, Nissan, Neon and Saturn vehicles. All part numbers available in Blue, Red & Yellow. Add suffix B, R, or Y when ordering.

*Late model Toyota are 5mm to allow use of OE-type boots and terminals.



RESISTANCE PER FOOT	TYPICAL HIGH PERFORMANCE CD IGNITION SYSTEM OUTPUT	SPARK PLUG LEAD LENGTH	VOLTAGE LOSS = AMPERAGE x RESISTANCE
OE wire			
4,500 Ohms/foot	55,000 Volts and 0.75 Amps	2 feet	0.75 Amps X 2 feet X 4,500 Ohms/ft = 6,750 Volts 6,750 Volts lost / 55,000 Volts potential = 12.3% 12.3% VOLTAGE LOSS
ACCEL 300+ ThunderSport			
ONLY 150 Ohms/foot	55,000 Volts and 0.75 Amps	2 feet	0.75 Amps X 2 feet X 150 Ohms/ft = 225 Volts 225 Volts loss / 55,000 Volts potential = 0.4% ONLY 0.4% VOLTAGE LOSS!

PERFORMANCE WIRE SETS



MAKE	YEAR	CYL	MODEL	NOTE & COMMENTS	ENGINE & CODE	ACCEL PART #	
ACURA	1998-95	5	2.5L TL	SOHC 20V	2.5L G25A4 2456cc	7916B,R,Y	
	1999-97	6	3.0 CL	SOHC 24V	3.0L J30A1 2997cc	7918B,R,Y	
	1997-96	4	CL 2.2	SOHC 16V VTEC	2.2L F22B1 2156cc	7913B,R,Y	
	1998	4	CL 2.3	SOHC 16V VTEC	2.3L F23A1 2254cc	7913B,R,Y	
	1993-90	4	Integra	DOHC 16V (130 HP)	1.8L B18A1 1834cc	7912B,R,Y	
	1989-86	4	Integra	DOHC 16V	1.6L B16A1 1590cc	7910B,R,Y	
	2001-94	4	Integra GS-R	DOHC 16V VTEC (170 HP)	1.8L B18C1 1797cc	7914B,R,Y	
	1993-92	4	Integra GS-R	DOHC 16V VTEC (160 HP)	1.7L B17A1 1678cc	7914B,R,Y	
	2001-94	4	Integra LS, RS	DOHC 16V (142 HP)	1.8L B18B1 1834cc	7912B,R,Y	
	2001-97	4	Integra Type R	DOHC 16V VTEC (190 HP)	1.8L B18C5 1797cc	7914B,R,Y	
	1990-87	6	Legend	SOHC 24V	2.7L C27A1 2675cc	7917B,R,Y	
	1987-86	6	Legend	SOHC 24V	2.5L C25A1 2494cc	7917B,R,Y	
	1994-92	5	Vigor	SOHC 20V	2.5L G25A1 2456cc	7916B,R,Y	
	CHEVROLET	1993	4	Cavalier		2.2L 4 2195cc (134)	7968B,R,Y
2000-94		4	S-10 Truck		2.2L 4 2195cc (134)	7968B,R,Y	
CHRYSLER	2000-95	6	Cirrus	SOHC 24V	2.5L 6G73 2497cc	7922B,R,Y	
	1997-95	4	Cirrus	DOHC 16V	2.4L X 2429cc	7961B,R,Y	
	2004-01	4	PT Cruiser & Turbo	DOHC 16V	2.4L B 2429cc	7971B,R,Y	
	2000-95	6	Sebring	SOHC 24V	2.5L 6G73 2497cc	7922B,R,Y	
	2003-01	4	Serring	DOHC 16V	2.4L 2429cc	7971B,R,Y	
	2000-96	4	Sebring Conv.	DOHC 16V	2.4L X 2429cc	7961B,R,Y	
	2000-95	4	Sebring Coupe	DOHC 16V	2.0L Y 1996cc	7961B,R,Y	
	2000-95	6	Avenger	SOHC 24V	2.5L 6G73 2497cc	7922B,R,Y	
DODGE	1999-95	4	Avenger	DOHC 16V	2.0L Y 1996cc	7961B,R,Y	
	2000-96	4	Caravan	DOHC 16V	2.4L X 2429cc	7961B,R,Y	
	1983-80	4	Challenger		2.6L G54B 2555cc	7924B,R,Y	
	1989-84	4	Conquest	Turbo	2.6L G54B 2555cc	7924B,R,Y	
	2004-03	4	Neon SRT-4 Turbo	DOHC 16V	2.4L 2429cc	7971B,R,Y	
	2002-95	4	Neon	SOHC 16V	2.0L C 1996cc	7964B,R,Y	
	1999-95	4	Neon	DOHC 16V	2.0L Y 1996cc	7961B,R,Y	
	1996-91	6	Stealth R/T	DOHC 24V	3.0L B J 2972cc	7921B,R,Y	
	1996-91	6	Stealth R/T Turbo	DOHC 24V Twin Turbo	3.0L C,K 2972cc	7921B,R,Y	
	2000-95	4	Stratus	SOHC 16V	2.0L 1996cc	7964B,R,Y	
	2000-95	4	Stratus	DOHC 16V	2.4L X 2429cc	7961B,R,Y	
	2003-01	4	Stratus	DOHC 16V	2.4L 2429cc	7971B,R,Y	
	2000-95	6	Stratus	SOHC 24V	2.5L 6G73 2497cc	7922B,R,Y	
	EAGLE	1990-89	4	Summit	DOHC 16V	1.6L Y 1589cc	7920B,R,Y
		1998-90	4	Talon	DOHC 16V	2.0L E,R,Y 1997cc	7920B,R,Y
		1998-90	4	Talon Turbo	DOHC 16V Turbo	2.0L F,U 1997cc	7920B,R,Y
		2000-99.5	4	Contour	DOHC 16V	2.0L 3 1991cc	7970B,R,Y
FORD	2000-95	6	Contour	DOHC 24V	2.5L L 2497cc	7966B,R,Y	
	1995.5-99	4	Contour	DOHC 16V	2.0L 3 1991cc	7965B,R,Y	
	2000-98	6	Contour SVT	DOHC 24V High Output	2.5L L 2497cc	7966B,R,Y	
	1996-91	4	Escort GT	DOHC 16V	1.8L 8 112	7934B,R,Y	
	2000-98	4	Escort ZX2	DOHC 16V	2.0L 1991cc	7965B,R,Y	
	2002-00	4	Focus & SVT	DOHC 16V 130 & 170 HP	2.0L 1991cc	7970B,R,Y	
	1997-93	6	Probe	DOHC 24V	2.5L B 152	7935B,R,Y	
	GEO	1993-92	4	Storm GSi	DOHC 16V	1.8L 8 1809cc	7967B,R,Y
		1991-90	4	Storm GSi	DOHC 16V	1.6L 6 1588cc	7967B,R,Y
	GMC	2000-94	4	Sonoma		2.2L 4 2195cc (134)	7968B,R,Y
HONDA	1999-98	6	Accord	SOHC 24V	3.0L J30A1 2997cc	7918B,R,Y	
	1997-95	6	Accord	SOHC 24V	2.7L C27A4 2675cc	7917B,R,Y	
	2001-98	4	Accord DX	SOHC 16V (135 HP)	2.3L F23A5 2254cc	7913B,R,Y	
	1993-90	4	Accord DX, LX	SOHC 16V (125 HP)	2.2L F22A1 2156cc	7912B,R,Y	
	1997-94	4	Accord DX, LX, SE	SOHC 16V (130 HP)	2.2L F22B2 2156cc	7912B,R,Y	
	1997-94	4	Accord EX	SOHC 16V VTEC (145 HP)	2.2L F22B1 2156cc	7913B,R,Y	
	1993-92	4	Accord EX, SE	SOHC 16V (130 HP)	2.2L F22A6 2156cc	7912B,R,Y	
	2001-98	4	Accord LX, EX	SOHC 16V VTEC (150 HP)	2.3L F23A1,4 2254cc	7913B,R,Y	
	1991-88	4	Civic		1.5L D15B1,2 1493cc	7911B,R,Y	
	1991-88	4	Civic		1.6L D16A6 1590cc	7911B,R,Y	
	1995-92	4	Civic CX	SOHC 8V (70 HP)	1.5L D15B8 1493cc	7911B,R,Y	
	2000-96	4	Civic CX, DX, LX	SOHC 16V (106 HP)	1.6L D16Y7 1590cc	7913B,R,Y	
	1997-96	4	Civic Del Sol S	SOHC 16V (106 HP)	1.6L D16Y7 1590cc	7913B,R,Y	
	1995-93	4	Civic Del Sol S	SOHC 16V (102 HP)	1.5L D15B7 1493cc	7911B,R,Y	
	1997-96	4	Civic Del Sol Si	SOHC 16V VTEC (127 HP)	1.6L D16Y8 1590cc	7913B,R,Y	
	1997-94	4	Civic Del Sol Si	DOHC 16V VTEC (160 HP)	1.6L B16A3 1595cc	7914B,R,Y	
	1995-93	4	Civic Del Sol Si	SOHC 16V VTEC (125 HP)	1.6L D16Z6 1590cc	7913B,R,Y	
	1995-92	4	Civic DX, LX	SOHC 16V (102 HP)	1.5L D15B7 1493cc	7911B,R,Y	
	2000-96	4	Civic EX	SOHC 16V VTEC (127 HP)	1.6L D16Y8 1590cc	7913B,R,Y	
	1995-92	4	Civic EX	SOHC 16V VTEC (125 HP)	1.6L D16Z6 1590cc	7913B,R,Y	
	2000-96	4	Civic EX	SOHC 16V VTEC (125 HP)	1.6L D16Y5 1590cc	7913B,R,Y	
	2000-96	4	Civic EX	SOHC 16V VTEC (125 HP)	1.6L D16Y5 1590cc	7913B,R,Y	
	2000-99	4	Civic Si	SOHC 16V VTEC-E (115 HP)	1.6L B16A2 1595cc	7914B,R,Y	
	1995-92	4	Civic VX	SOHC 16V VTEC-E (92 HP)	1.5L D15Z1 1493cc	7913B,R,Y	
	1992-88	4	CRX		1.5L D15B2 1493cc	7911B,R,Y	
	1991-88	4	CRX HF		1.5L D15B6 1493cc	7911B,R,Y	
	1992	4	CRX HF	SOHC 16V VTEC-E	1.5L D15Z1 1493cc	7913B,R,Y	
	1991-88	4	CRX Si		1.6L D16A6 1590cc	7911B,R,Y	
	1992	4	CRX Si	SOHC 16V VTEC	1.6L D16Z6 1590cc	7913B,R,Y	
	2001-99	4	Prelude	DOHC 16V VTEC (200 HP)	2.2L H22A4 2157cc	7915B,R,Y	
	1998-97	4	Prelude	DOHC 16V VTEC (195 HP)	2.2L H22A4 2157cc	7915B,R,Y	
	1996-92	4	Prelude S	SOHC 16V (135 HP)	2.2L F22A1,6 2156cc	7912B,R,Y	
	1996-92	4	Prelude Si, SE, SR	DOHC 16V (160 HP)	2.3L H23A1 2259cc	7912B,R,Y	
	1996-93	4	Prelude Si, SR	DOHC 16V VTEC (190 HP)	2.2L H22A1 2157cc	7915B,R,Y	
	1991-88	4	Wagovan		1.5L D15B2 1493cc	7911B,R,Y	
	1991-88	4	Wagovan RTi 4WD		1.6L D16A6 1590cc	7911B,R,Y	
	HYUNDAI	1995-93	4	Elantra	DOHC 16V	1.8L G4CN 1796cc	7920B,R,Y
		1995-92	4	Elantra	DOHC 16V	1.6L G4CR 1589cc	7920B,R,Y
		1998-92	4	Sonata	DOHC 16V	2.0L G4CP 1997cc	7920B,R,Y
	INFINITI	1996-91	4	G20	DOHC 16V	2.0L SR20DE 2006cc	7941B,R,Y
		1992-90	6	M30	SOHC 12V	3.0L VG30E 2960cc	7944B,R,Y
	ISUZU	2002-96	4	Hombre		2.2L LN2 2195cc	7968B,R,Y
1989		4	I-Mark	DOHC 16V	1.6L 4XE1 1588cc	7967B,R,Y	
1992		4	Impulse	DOHC 16V	1.8L 4XF1 1809cc	7967B,R,Y	
1991-90		4	Impulse	DOHC 16V	1.6L 4XE1 1588cc	7967B,R,Y	
1992-90		4	Impulse TURBO	DOHC 16V	1.6L 4XE1 1588cc	7967B,R,Y	
1993-92		4	Stylus	DOHC 16V	1.8L 4XF1 1809cc	7967B,R,Y	
1991		4	Stylus	DOHC 16V	1.6L RLK 1588cc	7967B,R,Y	



PERFORMANCE WIRE SETS

LEXUS	1997-93	6	Lexus GS300	DOHC 24V	3.0L 2JZGE 2997cc	7957B,R,Y	
	1997-91	6	Lexus SC300	DOHC 24V	3.0L 2JZGE 2997cc	7957B,R,Y	
LOTUS	1992-91	4	Elan	DOHC 16V	1.6L 4XE1 1588cc	7967B,R,Y	
MAZDA	1997-93	6	626	DOHC 24V	2.5L KL 2497cc	7935B,R,Y	
	1989-88	4	323 GTX Turbo	DOHC 16V	1.6L 1597cc	7934B,R,Y	
	1997-94	6	Millenia	DOHC 24V	2.5L KL 2497cc	7935B,R,Y	
	2000-02	6	MPV	DOHC 24V	2.5L 2497cc	7966B,R,Y	
	1996-95	4	MX-3	DOHC 16V	1.8L BPD 1839cc	7934B,R,Y	
	1999-94	4	MX-5 Miata	DOHC 16V	1.8L BPD 1839cc	7933B,R,Y	
	1993-90	4	MX-5 Miata	DOHC 16V	1.6L B6ZE 1597cc	7933B,R,Y	
	1997-93	6	MX-6	DOHC 24V	2.5L KL 2497cc	7935B,R,Y	
	1996-90	4	Protégé	DOHC 16V	1.8L BPD 1839cc	7934B,R,Y	
	1978-74	R	Rotary Models		1.3L 13B 1308cc	7930B,R,Y	
	1978-71	R	Rotary Models		1.1L 12A 1146cc	7930B,R,Y	
	1996-93	R	RX-7	Sequential Twin Turbo	1.3L RE13B 1308cc	7932B,R,Y	
	1992-86	R	RX-7		1.3L 13B 1308cc	7931B,R,Y	
	1985-79	R	RX-7	W/ Carb	1.1L 12A 1146cc	7930B,R,Y	
	1985-84	R	RX-7 GSL-SE	W/ EFI	1.3L 13B 1308cc	7930B,R,Y	
	1992-87	R	RX-7 Turbo II		1.3L 13BET 1308cc	7931B,R,Y	
	MERCURY	1994-91	4	Capri	DOHC 16V	1.6L Z 96	7934B,R,Y
		1994-92	4	Capri Turbo	DOHC 16V Turbo	1.6L 6 96	7934B,R,Y
		2002-99	6	Cougar	DOHC 24V	2.5L L 2497cc	7966B,R,Y
		2001-99	4	Cougar	DOHC 16V	2.0L 1991cc	7965B,R,Y
2000-99.5		4	Mystique	DOHC 16V	2.0L 3 1991cc	7970B,R,Y	
2000-95		6	Mystique	DOHC 24V	2.5L L 2497cc	7966B,R,Y	
1995.5-99		4	Mystique	DOHC 16V	2.0L 3 1991cc	7965B,R,Y	
1996-91		4	Tracer LTS	DOHC 16V	1.8L 8 112	7934B,R,Y	
MITSUBISHI	1999-91	6	3000 GT	DOHC 24V	3.0L 6G72 2972cc	7921B,R,Y	
	1999-91	6	3000 GT VR-4	DOHC 24V Twin Turbo	3.0L 6G72 2972cc	7921B,R,Y	
	1996-92	6	Diamante	DOHC 24V	3.0L 6G72 2972cc	7921B,R,Y	
	1999-95	4	Eclipse	DOHC 16V	2.0L A588 1996cc	7961B,R,Y	
	1994-89	4	Eclipse	DOHC 16V	2.0L 4G63 1997cc	7920B,R,Y	
	2001-00	6	Eclipse GT	SOHC 24V	3.0L 6G72 2972cc	7922B,R,Y	
	1999-89	4	Eclipse Turbo	DOHC 16V Turbo	2.0L 4G63 1997cc	7920B,R,Y	
	1998-95	6	Galant	SOHC 24V	2.5L 6G73 2497cc	7922B,R,Y	
	1998-93	4	Galant	SOHC 16V	2.4L 4G64 2351cc	7923B,R,Y	
	1999	6	Galant	SOHC 24V	3.0L 6G72 2972cc	7922B,R,Y	
	1994	4	Galant GS	DOHC 16V	2.4L 4G64 2350cc	7920B,R,Y	
	1992-89	4	Galant GSR	DOHC 16V	2.0L 4G63 1997cc	7920B,R,Y	
	1992-91	4	Galant VR-4	DOHC 16V Turbo	2.0L 4G63 1997cc	7920B,R,Y	
	1992-89	4	Mirage	DOHC 16V	1.6L 4G61 1589cc	7920B,R,Y	
	1996-95	6	Montero Sport	SOHC 24V	3.0L 6G72 2972cc	7922B,R,Y	
	1986-80	4	Pickup Truck		2.6L G54B 2555cc	7924B,R,Y	
	1989-82	4	Starion	Turbo	2.6L G54B 2555cc	7924B,R,Y	
	NISSAN	1998-95	4	200SX	DOHC 16V	1.6L GA16DE 1597cc	7942B,R,Y
1997-95		4	200SX SE-R	DOHC 16V	2.0L SR20DE 2006cc	7941B,R,Y	
1998-91		4	240SX	DOHC 16V	2.4L KA24DE 2389cc	7940B,R,Y	
1989-84		6	300ZX	SOHC 12V	3.0L VG30E 2960cc	7944B,R,Y	
2001-93		4	Altima	DOHC 16V	2.4L KA24DE 2389cc	7943B,R,Y	
1994-89		6	Maxima	SOHC 12V	3.0L VG30E 2960cc	7945B,R,Y	
1988-85		6	Maxima	SOHC 12V	3.0L VG30E 2960cc	7944B,R,Y	
1984-77		6	Maxima		2.4L L24E 2393cc	7946B,R,Y	
1993-91		4	NX 2000	DOHC 16V	2.0L SR20DE 2006cc	7941B,R,Y	
1993-91		4	NX 1600	DOHC 16V	1.6L GA16DE 1597cc	7942B,R,Y	
1999-91		4	Sentra	DOHC 16V	1.6L GA16DE 1597cc	7942B,R,Y	
1994-91		4	Sentra SE-R	DOHC 16V	2.0L SR20DE 2006cc	7941B,R,Y	
NISSAN-DATSUN		1973-70	6	240Z		2.4L L24 2393cc	7946B,R,Y
		1975-74	6	260Z		2.6L L26 2565cc	7946B,R,Y
	1978-75	6	280Z		2.8L L28 2753cc	7946B,R,Y	
	1983-81	6	280ZX	Turbo	2.8L L28ET 2753cc	7946B,R,Y	
	1983-79	6	280ZX		2.8L L28E 2753cc	7946B,R,Y	
	PLYMOUTH	2000-98	4	Breeze	DOHC 16V	2.4L X 2429cc	7961B,R,Y
		2000-95	4	Breeze	SOHC 16V	2.0L 1996cc	7964B,R,Y
1990-89		4	Colt	DOHC 16V	1.6L 4G61 1597cc	7920B,R,Y	
1994-90		4	Laser	DOHC 16V	2.0L E.R 1997cc	7920B,R,Y	
1994-90		4	Laser Turbo	DOHC 16V Turbo	2.0L U.F 1997cc	7920B,R,Y	
2002-95		4	Neon	SOHC 16V	2.0L C 1996cc	7964B,R,Y	
1999-95		4	Neon	DOHC 16V	2.0L Y 1996cc	7961B,R,Y	
1983-80		4	Sapporo		2.6L G54B 2555cc	7924B,R,Y	
SATURN	2000-96	4	Voyager	DOHC 16V	2.4L X 2429cc	7961B,R,Y	
	2001-91	4	SC, SL, SW	SOHC	1.9L 9 1901cc	7963B,R,Y	
	2001-96	4	SC2, SL2, SW2	DOHC 16V	1.9L 7 1901cc	7962B,R,Y	
STERLING	1995-91	4	SC2, SL2, SW2	DOHC 16V	1.9L 7 1901cc	7960B,R,Y	
	1988-87	6	825	SOHC 24V	2.5L C25A1 2494cc	7917B,R,Y	
TOYOTA	1991-89	6	827	SOHC 24V	2.7L C27A1 2675cc	7917B,R,Y	
	1995-93	4	4-Runner		2.4L 22REC 2366cc	7955B,R,Y	
TOYOTA	1992-84	4	4-Runner	EFI	2.4L 22REC 2366cc	7954B,R,Y	
	1990-84	4	4-Runner	Carb	2.4L 22R 2366cc	7954B,R,Y	
	1988-85	4	4-Runner	Turbo	2.4L 22RTEC 2366cc	7954B,R,Y	
	1996-92	4	Camry	DOHC 16V	2.2L 5SFE 2165cc	7953B,R,Y	
	1996-92	4	Celica	DOHC 16V	2.2L 5SFE 2165cc	7953B,R,Y	
	1994-92	4	Celica Turbo	DOHC 16V	2.0L 3SGTE 1998cc	7952B,R,Y	
	1991-90	4	Celica Turbo	DOHC 16V	2.0L 3SGTE 1998cc	7951B,R,Y	
	1982-80	4	Corolla		1.8L 3TC 1770cc	7950B,R,Y	
	1979-71	4	Corolla		1.6L 2TC 1588cc	7950B,R,Y	
	1994-93	4	MR2	DOHC 16V	2.2L 5SFE 2165cc	7953B,R,Y	
	1994-93	4	MR2 Turbo	DOHC 16V Turbo	2.0L 3SGTE 1998cc	7952B,R,Y	
	1992-91	4	MR2 Turbo	DOHC 16V Turbo	2.0L 3SGTE 1998cc	7951B,R,Y	
	1994-93	4	Pickup		2.4L 22REC 2366cc	7955B,R,Y	
	1992-84	4	Pickup	EFI	2.4L 22REC 2366cc	7954B,R,Y	
	1990-84	4	Pickup	Carb	2.4L 22R 2366cc	7954B,R,Y	
	1988-85	4	Pickup	Turbo	2.4L 22RTEC 2366cc	7954B,R,Y	
	1983-81	4	Pickup	Carb	2.4L 22R 2366cc	7954B,R,Y	
	1997-96	4	RAV4	DOHC 16V	2.2L 5SFE 2165cc	7953B,R,Y	
	1998-93	6	Supra	DOHC 24V	3.0L 2JZGE 2997cc	7957B,R,Y	
	1997-94	4	T-100		2.7L 3RZFE 2693cc	7956B,R,Y	
	1997-95	4	Tacoma		2.4L 2TZFE 2438cc	7956B,R,Y	
	1996-95	4	Tacoma		2.7L 3RZFE 2693cc	7956B,R,Y	

PERFORMANCE WIRE SETS



10.8MM 300+ FERRO-SPIRAL™ ULTRA RACE WIRE

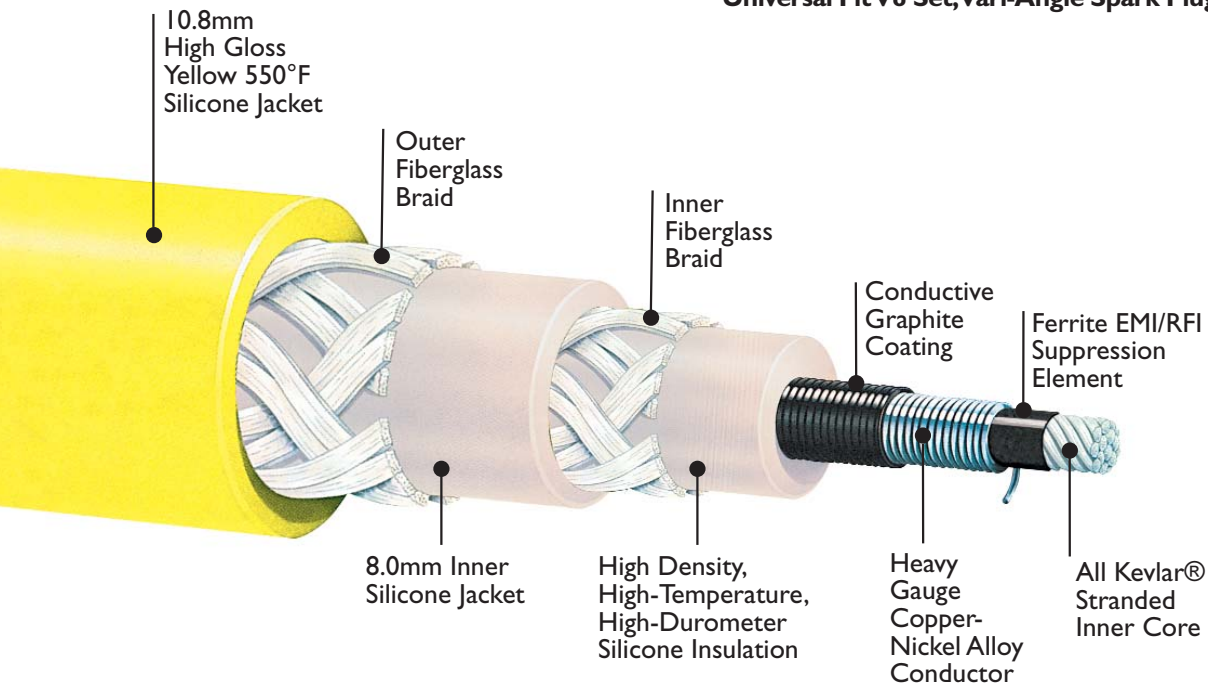
ACCEL 10.8mm 300+ Ferro-Spiral™ Ultra Race Wire sets feature a triple layer construction of silicone and advanced space-age polymers with dual layers of fiberglass/polyester stranding for unparalleled high voltage dielectric and physical strength. This results in a spark plug wire with a 100kV rating along with a 600 degree F peak temperature rating. All this around ACCEL's legendary race-winning 300+ Ferro-Spiral™ core. This renowned core design features the industry's heaviest gauge copper-nickel alloy conductor, spiral wound around a fully-reactive, ferrite impregnated, all-Kevlar stranded inner core with a resistance of only 150 Ohms/foot. This combination of extremely low resistance and heavy gauge conductor ensures that both maximum voltage and amperage reach the spark plug. This generates performance that you can both see and feel in a stronger running engine with quicker throttle response and faster acceleration.

Because ACCEL's 10.8mm 300+ Ferro-Spiral™ Ultra Race Wire uses a 34 gauge spiral-wound alloy, the heaviest in the industry, it can deliver 160% more amperage than our closest competitor's 50 Ohms/foot wire! You wouldn't run an arc welder off a lamp cord, so don't let your spark plug wires be the weak link in your high performance ignition system. Insist on ACCEL 10.8mm 300+ Ferro-Spiral™ Ultra Race Wire!

Available in ACCEL's traditional high gloss yellow wire jacket with oversized red spark plug boots as universal applications which offer the maximum in flexibility to custom-tailor the wire set to your specific engine. The sets also feature stainless steel spark plug terminals and unique internal thermo-seal dielectric technology, to ensure maximum performance along with both female socket style and male HEI tower type distributor boot/terminal kits. ACCEL 10.8mm 300+ Ferro-Spiral™ Ultra Race Wire sets can also be further fortified with ACCEL's Pro-Sleeve part #170071s.

Universal Fit V8 Set, 90 Degree Spark Plug Boots 10841

Universal Fit V8 Set, Vari-Angle Spark Plug Boots 10840





PERFORMANCE WIRE SETS

ACCEL EXTREME 9000 FERRO-SPIRAL™ HEAT REFLECTIVE WIRE SETS

ACCEL Extreme 9000™ Ferro-Spiral™ Heat Reflective technology is a break through in applying aerospace material science to automotive products. This ultra high temperature barrier acts as a heat mirror, reflecting the infra-red energy or heat away from the spark plug boot. This is critical in highly stresses, heavy duty, and super or turbo charged engines.

During towing, stop and go traffic and heavy load conditions, the exhaust manifolds on your vehicle can literally glow cherry red. In today's cramped engine compartments, this can be certain death for OEM type ignition wire sets. In side by side chassis dyno testing, two identical spark plug boots were installed, one protected by ACCEL's Extreme 9000™ heat reflective technology and the other was not. Both boots had a 1/2" air gap clearance with the exhaust manifold. With the engine under load, the exhaust manifolds reached 1000° F. The unprotected spark plug boot began burning in only 9 minutes. After 12 minutes the unprotected spark plug boot had reached an internal temperature of 680° F, began arcing, resulting in engine misfire. While the spark plug boot protected with ACCEL's Extreme 9000™ heat reflective coating, internal temperature never exceeded 430° F. Even after 2 hours of continuous abuse. That's a reduction of over 250° F!

The ACCEL's Extreme 9000™ heat reflective coating may look like silver spray paint, IT'S NOT!


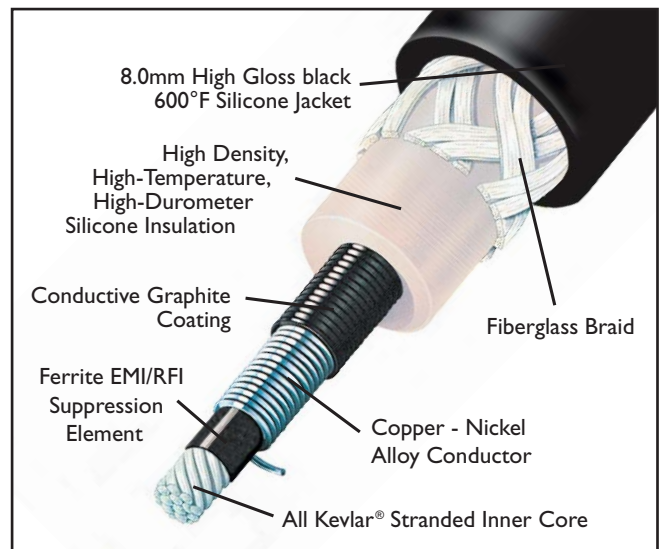
It is a multi step patented process using patented materials. It does not rub, flake or peel off and is rated to 1200° F. It is permanently bonded to the silicone spark plug boot and stays as flexible as the spark plug boot itself. This is especially important for applications where the spark plug boot may have to be bent during installation. The ACCEL's Extreme 9000™ heat reflective coating has been applied to FIVE different styles of spark plug boots to match almost all engine configuration.

The ACCEL's Extreme 9000™ wire set have an ultra high temperature double silicone construction wire rated at 600° F peak. The wire uses a new technology 500 Ohms/ft Ferro-Spiral™ core developed for street performance use. It provides excellent energy delivery to the spark plugs, while providing the highest level of RFI/EMI (radio noise) suppression. The ACCEL's Extreme 9000™ wire sets also feature stainless steel spark plug terminals.

The ACCEL's Extreme 9000™ heat reflective coated spark plug boots are not flame proof! Nothing, not even ceramic spark plug boots can withstand direct contact with the exhaust manifolds or headers.



9020



PERFORMANCE WIRE SETS

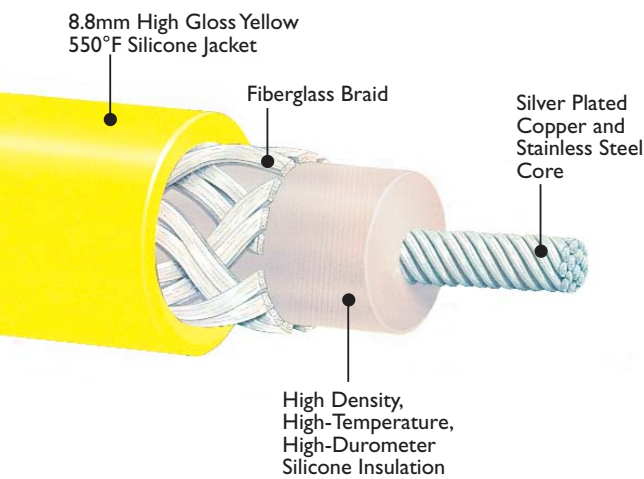


8MM ARMOR SHIELD

(see application Chart pages 29-78)

Our metallic braided ignition wire delivers maximum spark energy while providing a Pro Street look. Armor Shield Wire sets enhance the appearance of braided fuel lines and coolant hoses.

- 8000 Series, 8mm, 450°F-rated.
- Pro-street applications
- 8mm blue silicone jacket with braided Armor shielding
- Carbon/graphite core; EPDM insulation and fiberglass braid
- Color matched blue silicone boots
- Pre and post HEI applications
- Custom-fit and universal

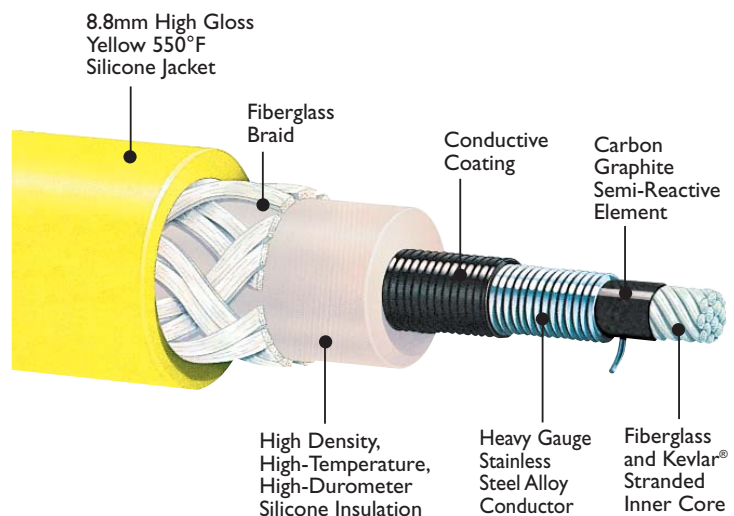


8.8MM WIRE

(see application Chart pages 29-78)

ACCEL's 8.8 Wire is available in three conductor versions, each providing maximum conductivity for the ultimate performance in any race or street application. Extra-thick 8.8mm double silicone insulation and heavy silicone boots eliminate electrical leakage and misfire.

- 8000, 8800, & 8900 Series, 550°F-rated.
- 8.8mm yellow high temperature silicone jacket.
- Race & Street-driven applications.
- Stainless steel core designed for demanding race conditions.
- Spiral Core 500 Ohms/foot RFI-suppression for street/strip.
- Graphite RFI-suppression virtually eliminates "noise".
- High temperature, extra large bright red silicone insulated boots.
- Pre and post HEI applications.
- Custom-fit, universal & import.





PERFORMANCE WIRE SETS

SUPERSTOCK SPIRAL WIRE SETS

(see application Chart pages 29-78)

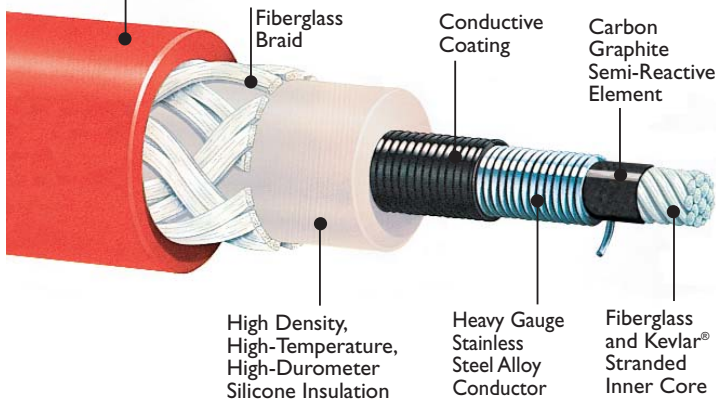
The traditional ACCEL combination of yellow wire and red spark plug boots has been added to the existing SuperStock Spiral product line, which features color matched wire and spark plug boots in blue, black and red. With only 500 Ohms/foot of resistance, more ignition energy can reach the spark plug, producing a hotter, longer-lasting spark flame kernel. The result is higher performance through improved efficiency, quicker throttle response and reduced emissions. This 8mm wire's double silicone construction is rated to 550° F. The high gross wire jacket resists moisture, chemicals and heat extremes for longer life and great looks. The fiberglass braid adds greater pull strength and terminal retention, while the stainless steel spark plug terminals provide excellent long life, electrical conductivity and corrosion resistance.

Both universal and custom fit applications are available for early and late model cars and trucks.

- 5000 Series, 7mm & 8mm, 550° F-rated
- Street-driven applications
- 8mm red, blue, black or yellow high temperature silicone jacket resists moisture, chemicals and severe temperatures
- High-strength fiberglass braid for added "pull strength" silicone insulation eliminates arcing
- Stainless steel plug terminals for high electrical conductivity and corrosion resistance
- Pre and post HEI applications
- Custom-fit and universal



7.0mm & 8.0mm High Gloss Yellow, Red, Blue or Black 550° F Silicone Jacket





SUPERSTOCK

(see application Chart pages 29-78)

Our SuperStock Wire is designed to upgrade an OE ignition system for high spark delivery levels for street-driven applications. The 450°F-rated silicone jacket is extruded over a tightly woven, rugged fiberglass braid which is applied over a high dielectric strength EPDM (Ethylene Propylene Diene Monomer) inner insulation for ignition wire performance that exceeds SAE specifications.


4000 Series

- 8mm yellow, red, black & blue silicone jacket
- Street-driven applications
- Fiberglass braid EPDM insulation
- Orange and color matched blue, red & black silicone spark plug boots
- Pre and post HEI vehicles
- Custom Fit, Universal & Import


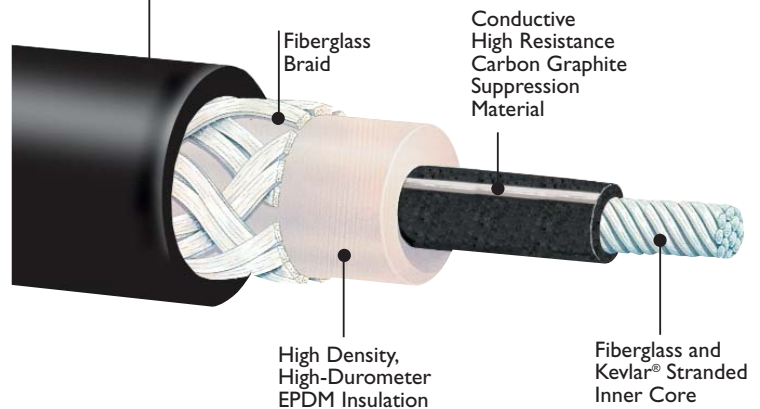
3000 Series

- 7mm yellow, blue silicone jacket
- Street-driven applications
- Graphite RFI Suppression or Copper Core
- Orange and color matched blue silicone spark plug boots
- Pre HEI vehicles
- Universal Fit

7.0 & 8.0mm
Yellow or Blue
450°F Silicone Jacket



7.0mm & 8.0mm Yellow,
Red, Blue or Black
450°F Silicone Jacket



4038B



4041R




4052

COMPETITION SEPARATOR KIT

- For racing or street use where extreme high temperatures causes normal materials to literally sag or melt
- Glass fiber reinforced high temperature polymer rated to 400°F
- Includes 2 four-wire separators, 2 three-wire separators, and 2 two-wire separators. 5mm also includes 4 four-way square separators.
- Sized for 8mm wire, available in four colors.

Color	8mm	5mm
Blue I70019 I70024
Red I70020 I20025
Yellow I70021 I70026
Black I70022 I70027



OVERSIZED COMPETITION WIRE SEPARATOR KIT

- Designed for racing or street use where extreme high temperatures cause normal materials to literally sag or melt
- Glass fiber reinforced high temperature polymer rated to 400°F
- Includes 2 four-wire separators, 2 three-wire separators, and 2 two-wire separators

Sized for 10-11mm wire. Yellow only I70023



I70023

COMPETITION WIRE LOOM KIT

- For racing or street use
- Includes 2 four-wire looms, 2 three-wire looms, 4 two-wire separators, and 4 sturdy chrome-plated steel loom brackets
- Attaches at intake manifold or valve cover bolts with unique universal bracket bushing

Competition Wire Loom Kit 7mm-8mm I70056
 Competition Wire Loom Kit 8.8mm-9mm I70068



I70056

COMPETITION VALVE COVER MOUNTED LOOM KIT

- For racing or street use
- Includes 4 two-wire separators, 8 two-wire looms, and 4 valve cover mounted dual loom brackets
- Specially designed for small block Chevrolets, but will also fit other engines

Competition Valve Cover Mounted Loom Kit 7mm-8mm I70057
 Competition Valve Cover Mounted Loom Kit 8.8mm-9mm I70069



I70069

WIRE SEPARATOR KITS

- Least expensive, injection molded set of wire dividers keep ignition wires separated
- Kits available for 7mm and for 8, 8.8, 9mm wire

Competition Separator Kit 7mm-8mm I70055
 Competition Separator Kit 8.8mm-9mm I70067
 Economy Separator Kit 7mm I70030
 Economy Separator Kit 8, 8.8, 9mm I70031



I70067

I70031



170071

PRO SLEEVE

- Bright yellow silicone impregnated fiberglass braid slips over ACCEL oversized Ignition Wire for extra voltage, abrasion and temperature protection
- Used with 170080 Pro Tape for best results

25 Ft. Spool for 8.8mm to 10.8mm Ignition Wire . . . 170071




170080

PRO TAPE

- Non-adhesive, self-vulcanizing silicone tape actually bonds itself to silicone boots and wire jacket for perfect seal
- Provides extra heat protection, moisture-proofing, and helps prevent voltage leakage
- Designed especially for use with ACCEL 170071 Pro Sleeve

12 Ft. Roll for all Ignition Wire 170080



170081

PRO SLEEVE BOOT GUARD

Protect your spark plug boots with this double-layered fiberglass boot guard. It takes the heat and abrasion instead of the boot. An adjustable ring allows the boot guard to be rotated, which results in a longer lifespan. The material expands and stretches over irregular surfaces and is easy to install. Set of eight (8).

ACCEL Pro Sleeve Boot Guard 170081

PRO SLEEVE WIRE GUARD

Protect your spark plug wires against intense heat from exhaust manifolds and headers as well as abrasion. Helps prevent burning, cracking and hardening that could result in engine misfiring. Rated to 1200° F. Easy to install, you can insulate the entire length of the spark plug wire. Simply measure and cut sleeve to length as needed, remove the boot, slip on the sleeving and reinstall boot. Comes complete with heat shrink tubing to seal ends.

25 ft spool fits 7 - 8mm wire 170079



170079

SHRINK SLEEVE WITH CYLINDER NUMBERS

- Heat shrinkable tubing provides extra spark plug and distributor boot sealing
- Individually numbered for each cylinder 1 to 8 for easy wire replacement during spark plug changes or other engine work
- Easy to apply using heat gun or hand-held hair dryer

8 Numbered Pcs. — Fits all Ignition Wire* 170066

* Shrink Sleeve will not fit over ACCEL 8.8 Vari-Angle Spark Plug Boot

170066





PERFORMANCE WIRE SETS

UNIVERSAL COIL LEADS

Designed for use when mounting your coil in a non-stock or remote location. They feature a 42" premium 8.8mm lead with your choice of four core types: Graphite, Spiral, Stainless Steel or 300+ Race Wire. The 20 piece kit includes boots and terminals for conventional and HEI as well as male and female distributor and coil towers, terminal crimper/anvil tools, silicone lube and an instruction sheet.

- Stainless Steel** 170200
- Graphite Suppression** 170201
- Spiral Suppression** 170202
- 300+ Ferro Spiral™ Race Wire** 170203


ThunderSport Universal Coil Leads

- Blue** 7990B
- Red** 7990R
- Yellow** 7990Y




BOOT AND TERMINAL KITS

- For use with bulk ignition wire spools or for custom installations requiring various boot styles
- Premium grade, 500 F peak rated silicone spark plug boots provide superior connection protection dielectric leakage, moisture, dirt and other chemical contaminants
- High dielectric strength EPDM or premium grade silicone distributor/coil boots provide excellent resistance to flashover and crossfire and protect distributor cap and coil tower connection
- Stainless steel spark plug terminals features positive locking snap clips to insure long life performance, excellent corrosion resistance and a positive connection
- Spring loaded brass or stainless steel distributor terminals provide maximum electric conductivity and corrosion resistance



BOOT/TERMINAL KITS

COLOR	SIZE	DESCRIPTION	PART NO.
Spark Plug			
Red	8.8 - 9mm	90° both 5/8" & 13/16" hex plugs	170061
	8.8 - 9mm	4 -1/2" Vari-Angle	170062
Orange	8.8 - 9mm	3 -1/2" Vari-Angle	170044
	8.8 - 9mm	90° 13/16" hex plugs only	170046
	8mm	3 -1/2" Vari-Angle	170058
	8mm	3 -1/4" Straight SuperStock	170052
	8mm	90° 5/8" hex plugs	170051
	7mm	90° 13/16" hex plugs only	170048
Distributor & Coil			
Black	8.8 - 9mm	90° HEI - Male tower type	170045
	8.8 - 9mm	straight socket or points style	170059
	8.8 - 9mm	90° socket or points style	170060
	8mm	90° HEI - GM nipple top style	170053
NEW	8mm	90° GM Low Tower HEI style	170063
NEW	8mm	90° Ford EDIS coil pack style	170065
	8mm	90° socket or points style	170050
NEW	7 - 8mm	straight GM LTI Opti-Spark style	170064
NEW	7 - 8mm	straight socket or points style	170070
	7mm	90° socket or points style	170047





170036

300+ CRIMP™ PROFESSIONAL HEAVY DUTY CRIMP TOOL

The best wire crimping tool available, an absolute must if you make a lot of custom wire sets or wiring. Constructed with a heavy duty hardened steel frame with molded non-slip hand grips. An adjustable ratchet mechanism produces consistent factory style high quality crimps. The 300+ Crimp™ Tool is supplied with three removable stripping / crimping die type jaws: one for 7-9mm spark plug wires, one for primary wire terminals, and one for preinsulated terminals.

ACCEL 300+ Crimp™ Tool 170036



170037

SUPERSTOCK CRIMP™ TOOL

Constructed with a strong steel frame and features cushioned hand grips. Strips spark plug wires and crimps on 7-8mm terminals all in one tool. The SuperStock Crimp™ Tool produces a factory style crimp. Recommended strip length permanently marked on tool eliminating any guess work.

ACCEL SuperStock Crimp™ Tool 170037



170043



170042

TERMINAL CRIMPING JAWS

- Produce factory-quality terminators on any universal wire set with these inexpensive, re-usable steel tools
- Ensure high pull strength and maximum conductivity

For 7mm, 8mm Ignition wire 170042

For 8.8mm, 9mm Ignition wire 170043



160097



160093

SPOOLED WIRE

COLOR	SIZE	CONDUCTOR	FOOTAGE	PART NO.
SuperStock				
Yellow	7 mm	18 gauge Tinned Copper	100 ft	160090
	7 mm	Carbon/Graphite Suppression	100 ft	160091
	8 mm	16 gauge Tinned Copper	75 ft	160092
	8 mm	Carbon/Graphite Suppression	75 ft	160093
SuperStock Spiral				
Blue	8 mm	Spiral Core, 500 Ohms/foot	75 ft	160099
Red	8 mm	Spiral Core, 500 Ohms/foot	75 ft	160100
Yellow	8 mm	Spiral Core, 500 Ohms/foot	75 ft	160101
8.8mm				
Yellow	8.8 mm	16 gauge Silver Plated Copper and Stainless Steel	60 ft	160094
	8.8 mm	Spiral Core, 500 Ohms/foot	60 ft	160095
	8.8 mm	Carbon/Graphite Suppression	60 ft	160096
8.8mm 300+ Race Wire				
Black	8.8 mm	Ferro-Spiral™ Core, 150 Ohms/foot	60 ft	160097



CUSTOM FIT WIRE SETS

MAKE/ YEAR	MODEL & NOTES	ENGINE & CODE	SUPER STOCK	SUPER STOCK SPIRAL	8.8mm	EXTREME 9000	300+ RACE WIRE	300plus THUNDER SPORT	ARMOR SHIELD
ACURA (See page 18 for additional applications)									
4 CYLINDER ENGINE									
2001-97	Integra Type R DOHC I6VVTEC (190 HP)	1.8L B18C5 I797cc	•	•	•	•	•	7914B,R,Y	•
	Integra GS-R DOHC I6VVTEC (170 HP)	1.8L B18C1 I797cc	•	•	•	•	•	7914B,R,Y	•
	Integra LS, RS DOHC I6V (142 HP)	1.8L B18B1 I834cc	•	•	•	•	•	7912B,R,Y	•
1998	CL 2.3 SOHC I6VVTEC	2.3L F23A1 2254cc	•	•	•	•	•	7913B,R,Y	•
1997-96	CL 2.2 SOHC I6VVTEC	2.2L F22B1 2156cc	•	•	•	•	•	7913B,R,Y	•
1993-92	Integra GS-R DOHC I6VVTEC (160 HP)	1.7L B17A1 I678cc	•	•	•	•	•	7914B,R,Y	•
1993-90	Integra, DOHC I6V (130 HP) DOHC I6V (130 HP)	1.8L B18A1 I834cc	•	•	•	•	•	7912B,R,Y	•
1989-86	Integra, DOHC I6V	1.6L D16A1 I590cc	•	•	•	•	•	7910B,R,Y	•
AMC									
4 CYLINDER ENGINE									
1984-83	Eagle, AMC engine	2.46L U 150	•	5118K	•	•	•	•	•
1983-82	Concord, GM engine	2.5L B 151	4067	5059K	•	•	•	•	•
	Eagle, GM engine	2.5L B 151	4067	5059K	•	•	•	•	•
	Spirit, GM engine	2.5L B 151	4067	5059K	•	•	•	•	•
1981-80	Concord, GM engine	2.5L B 151	4067	•	•	•	•	•	•
	Eagle, GM engine	2.5L B 151	4067	•	•	•	•	•	•
	Spirit, GM engine	2.5L B 151	4067	•	•	•	•	•	•
6 CYLINDER ENGINE									
1988-80	Eagle	4.2L C 258	4099	5099R	8899	•	•	•	•
1983-79	Spirit	4.2L C 258	4099	5099R	8899	•	•	•	•
1983-78	Concord	4.2L C 258	4099	5099R	8899	•	•	•	•
1980-78	AMX	4.2L C 258	4099	5099R	8899	•	•	•	•
1980-75	Pacer	4.2L A,C 258	4099	5099R	8899	•	•	•	•
1979-78	Concord	3.8L E 232	4099	5099R	8899	•	•	•	•
1979	Spirit	3.8L E 232	4099	5099R	8899	•	•	•	•
1978-75	Gremlin	3.8L E 232	4099	5099R	8899	•	•	•	•
	Gremlin	4.2L A,C 258	4099	5099R	8899	•	•	•	•
	Matador	4.2L A,C 258	4099	5099R	8899	•	•	•	•
	Pacer	3.8L E 232	4099	5099R	8899	•	•	•	•
1977-75	Hornet	3.8L E 232	4099	5099R	8899	•	•	•	•
	Hornet	4.2L A,C 258	4099	5099R	8899	•	•	•	•
1974-56	All models, except L-Head engines	196, 232, 258	4061	•	•	•	•	•	•
8 CYLINDER ENGINE									
1979-78	AMX	5.0L H 304	4105	5105K	8805	•	•	•	•
	Concord	5.0L H 304	4105	5105K	8805	•	•	•	•
	Pacer	5.0L H 304	4105	5105K	8805	•	•	•	•
1979	Spirit	5.0L H 304	4105	5105K	8805	•	•	•	•
1977	Hornet	5.0L H 304	4105	5105K	8805	•	•	•	•
	Matador	5.0L H 304	4105	5105K	8805	•	•	•	•
	Matador	5.9L N,P 360	4105	5105K	8805	•	•	•	•
1976-75	Gremlin	5.0L H 304	4043	5105K	8843	•	7043	•	8003B
	Hornet	5.0L H 304	4043	5105K	8843	•	7043	•	8003B
	Matador	5.0L H 304	4043	5105K	8843	•	7043	•	8003B
	Matador	5.9L N,P 360	4043	5105K	8843	•	7043	•	8003B
	Matador	6.6L Z 401	4043	5105K	8843	•	7043	•	8003B
1974-70	All models	304, 360, 401	4043	5105K	8843	•	7043	•	8003B
1969-67	All models	290, 343	4043	5105K	8843	•	7043	•	8003B
1966-57	All models	250, 287, 327	4047	5047B,K,R,Y	8847	•	7047	•	8004B

8800 series wire sets are Spiral core, 8900 series wire sets are Graphite Suppression core. Part # suffix indicates wire set color; B-blue, K-black, R-red, Y-yellow.

CUSTOM FIT WIRE SETS



MAKE/ YEAR	MODEL & NOTES	ENGINE & CODE	SUPER STOCK	SUPER STOCK SPIRAL	8.8mm	EXTREME 9000	300+ RACE WIRE	300plus THUNDER SPORT	ARMOR SHIELD
BRICKLIN									
8 CYLINDER ENGINE									
1976-75	SV-1, w/Ford engine	351C	4046	5046B,K,Y	8846	•	7046	•	8005B
1974-73	SV-1, w/Mopar engine	360	4047	5047B,K,R,Y	8847	•	7047	•	8006B
BUICK									
4 CYLINDER ENGINE									
1992-87	Century	2.5L R 151	4059	•	•	•	•	•	•
1991-87	Skylark	2.5L U 151	4059	•	•	•	•	•	•
1987	Somersset	2.5L U 151	4059	•	•	•	•	•	•
1986-85	Century	2.5L R 151	4059	5059K	•	•	•	•	•
	Skylark	2.5L R,U 151	4059	5059K	•	•	•	•	•
	Somersset	2.5L U 151	4059	5059K	•	•	•	•	•
1984	Century	2.5L R 151	•	5059K	•	•	•	•	•
	Skylark	2.5L R 151	•	5059K	•	•	•	•	•
1983-82	Century	2.5L R 151	4067	5059K	•	•	•	•	•
1983-81	Skylark	2.5L 5,R 151	4067	5059K	•	•	•	•	•
1981	Skylark, Canada only	2.5L 5 151	4067	•	•	•	•	•	•
1980	Skylark	2.5L 5 151	4067	•	•	•	•	•	•
6 CYLINDER ENGINE									
2000-95	Riviera, w/Supercharger	3.8L I 231	•	•	•	9046	•	•	•
2000-92	Park Avenue, w/Supercharger	3.8L I 231	•	•	•	9046	•	•	•
1995-90	Regal	3.8L L 231	•	•	•	9046	•	•	•
1994-92	LeSabre	3.8L L 231	•	•	•	9046	•	•	•
1994-91	Park Avenue	3.8L L 231	•	•	•	9046	•	•	•
1991-88	LeSabre	3.8L C 231	•	•	•	9046	•	•	•
1991	Reatta	3.8L L 231	•	•	•	9046	•	•	•
1990-88	Electra	3.8L C 231	•	•	•	9046	•	•	•
	Park Avenue	3.8L C 231	•	•	•	9046	•	•	•
	Reatta	3.8L C 231	•	•	•	9046	•	•	•
	Riviera	3.8L C 231	•	•	•	9046	•	•	•
1987-86	Regal Grand National GN/GNX w/SEFI turbo	3.8L 7 231	•	•	•	9028	•	•	•
1987-82	Regal, RWD wo/turbo	3.8L A 231	4063	5063B	•	•	•	•	•
1986-84	Regal, RWD T-Type w/turbo	3.8L 9 231	•	•	8804	•	•	•	•
1986	Century	2.8L X 173	4078	5078K	8878	•	•	•	•
1985-84	Century	3.8L 3 231	4063	5063B	•	•	•	•	•
	Riviera, T-Type w/turbo	3.8L 9 231	•	•	8804	•	•	•	•
1985-83	Century	3.0L E 184	4063	5063B	•	•	•	•	•
1985-82	Regal, RWD	4.1L 4 252	4063	5063B	•	•	•	•	•
1985-81	LeSabre, wo/turbo, RWD	3.8L A 231	4063	5063B	•	•	•	•	•
1985-80	LeSabre, RWD	4.1L 4 252	4063	5063B	•	•	•	•	•
1985	Electra, FWD	3.0L E 184	4063	5063B	•	•	•	•	•
	Electra, FWD	3.8L 3 231	4063	5063B	•	•	•	•	•
	Park Avenue, FWD	3.0L E 184	4063	5063B	•	•	•	•	•
	Park Avenue, FWD	3.8L 3 231	4063	5063B	•	•	•	•	•
	Skylark, w/carb	2.8L X 173	4078	5078K	8878	•	•	•	•
1984-83	Skylark, w/fuel injection	2.8L W 173	4079	•	8879	•	•	•	•
	Skylark	2.8L X 173	4062	•	•	•	•	•	•
	Skylark, w/H.O.	2.8L Z 173	4062	•	•	•	•	•	•
1984-81	Riviera	4.1L 4 252	4063	5063B	•	•	•	•	•
1984-80	Electra, RWD	4.1L 4 252	4063	5063B	•	•	•	•	•
1983-80	Riviera, w/turbo	3.8L 3,8 231	4063	5063B	•	•	•	•	•
1983	Regal, RWD w/turbo	3.8L 8 231	4063	5063B	•	•	•	•	•
1982-81	Skylark	2.8L X 173	4063	5063B	•	•	•	•	•
1982	Century, FWD	3.0L E 184	4062	•	•	•	•	•	•
	Skylark, w/H.O.	2.8L Z 173	4063	5063B	•	•	•	•	•
1981-75	Century, wo/turbo	3.8L A,C,2 231	4063	5063B	•	•	•	•	•
	Regal, wo/turbo	3.8L A,C,2 231	4063	5063B	•	•	•	•	•
1980-76	LeSabre, wo/turbo	3.8L A,C,2 231	4063	5063B	•	•	•	•	•
1980-75	Skyhawk	3.8L A,C,2 231	4063	5063B	•	•	•	•	•
1980	Skylark	2.8L 7 173	4063	5063B	•	•	•	•	•

8800 series wire sets are Spiral core, 8900 series wire sets are Graphite Suppression core. Part # suffix indicates wire set color; B-blue, K-black, R-red, Y-yellow.



CUSTOM FIT WIRE SETS

MAKE/ YEAR	MODEL & NOTES	ENGINE & CODE	SUPER STOCK	SUPER STOCK SPIRAL	8.8mm	300+ EXTREME WIRE	300+ EXTREME WIRE	300plus THUNDER SPORT	ARMOR SHIELD
BUICK (cont)									
6 CYLINDER ENGINE									
1979-78	Century	196	•	•	•	•	•	•	•
	Regal	196	•	•	•	•	•	•	•
1979-75	Skylark	231	4063	5063B	•	•	•	•	•
1979	Skyhawk	196	4063	5063B	•	•	•	•	•
	Skylark	196	4063	5063B	•	•	•	•	•
1977	Special	231	4063	5063B	•	•	•	•	•
1975	Apollo, w/HEI	250	•	5123K	•	•	•	•	•
1967-62	All models, V6	198, 225	4081	•	8881	•	•	•	•
8 CYLINDER ENGINE									
2004	Rainer	5.3L	•	•	•	9059	•	•	•
1996-94	Roadmaster, LTI engine	5.7L P 350	•	•	•	9038	•	•	•
1993-92	Roadmaster	5.7L 7 350	4065	•	8865/8965	9033	7065	•	•
1991	Roadmaster	5.0L E 305	4065	•	8865/8965	9033	7065	•	•
1990-81	Estate Wagon	5.0L Y 307	4053	5053K,Y	•	9053	7053	•	8007B
1987-86	Regal, RWD	5.0L Y 307	4053	5053K,Y	•	9053	7053	•	8007B
1987	Regal, Canada only	5.0L H 305	4049	5049B,K,R,Y	8849	9015	7049	•	•
1985-80	Riviera	5.0L Y 307	4053	5053K,Y	•	•	7053	•	8007B
1984-81	LeSabre	5.0L Y 307	4053	5053K,Y	•	•	7053	•	8007B
1983-81	Electra	5.0L Y 307	4053	5053K,Y	•	•	7053	•	8007B
1981-80	Century, Pontiac engine	4.3L S 265	4051	5051K,Y	8851	•	7051	•	8007B
	Regal, Pontiac engine	4.3L S 265	4051	5051K,Y	8851	•	7051	•	8007B
1981-77	LeSabre, Pontiac engine	4.9L W,Y 301	4051	5051K,Y	8851	•	7051	•	8007B
1981	Electra, Canada only	5.7L B 350	4051	5051K,Y	8851	•	7051	•	8007B
	LeSabre, Canada only	5.7L B 350	4051	5051K,Y	8851	•	7051	•	8007B
1980-79	Century, Chevrolet engine	5.0L H 305	•	5138K	•	•	•	•	•
	Century, Pontiac engine	4.9L W,Y 301	4051	5051K,Y	8851	•	7051	•	8007B
	Regal, Chevrolet engine	5.0L H 305	•	5138K	•	•	•	•	•
	Regal, Pontiac engine	4.9L W,Y 301	4051	5051K,Y	8851	•	7051	•	8007B
1980-78	Electra	5.7L X 350	4051	5051K,Y	8851	•	7051	•	8007B
	LeSabre	5.7L X 350	4051	5051K,Y	8851	•	7051	•	8007B
	Riviera	5.7L X 350	4051	5051K,Y	8851	•	7051	•	8007B
1980-77	Electra, Oldsmobile engine	5.7L R 350	4053	5053K,Y	•	•	7053	•	8007B
	LeSabre, Oldsmobile engine	5.7L R 350	4053	5053K,Y	•	•	7053	•	8007B
	Riviera, Oldsmobile engine	5.7L R 350	4053	5053K,Y	•	•	7053	•	8007B
1979-77	Electra, Oldsmobile engine	403 K	4053	5053K,Y	•	•	7053	•	8007B
	LeSabre, Oldsmobile engine	403 K	4053	5053K,Y	•	•	7053	•	8007B
1979	Century, Chevrolet engine	350 L	•	5138K	•	•	•	•	•
	Regal, Chevrolet engine	350 L	•	5138K	•	•	•	•	•
	Skylark, Chevrolet engine	305 G	4048	5048B,K,R,Y	8848	9011	7048	•	8002B
	Skylark, Chevrolet engine	350 L	4048	5048B,K,R,Y	8848	9011	7048	•	8002B
1978-77	Riviera, Oldsmobile engine	403 K	4053	5053K,Y	•	•	7053	•	8007B
	Skylark, Chevrolet engine	305 U	4048	5048B,K,R,Y	8848	9011	7048	•	8002B
	Skylark, Chevrolet engine	350 L	4048	5048B,K,R,Y	8848	9011	7048	•	8002B
1978	Century, Chevrolet engine	305 U,H	4049	5049B,K,R,Y	8849	9015	7049	•	•
	Century, Chevrolet engine	350 L	4049	5049B,K,R,Y	8849	9015	7049	•	•
	LeSabre, Chevrolet engine	305 U	4048	5048B,K,R,Y	8848	9011	7048	•	8002B
	Regal, Chevrolet engine	305 U,H	4049	5049B,K,R,Y	8849	9015	7049	•	•
	Regal, Chevrolet engine	350 L	4049	5049B,K,R,Y	8849	9015	7049	•	•
1977-75	Skylark, Oldsmobile engine	350 R	4053	5053K,Y	•	•	7053	•	8007B
1977-74	Century, w/HEI	350 H,J	4051	5051K,Y	8851	•	7051	•	8007B
	Electra, w/HEI	350 H,J	4051	5051K,Y	8851	•	7051	•	8007B
	LeSabre, Centurion, w/HEI	350 H,J	4051	5051K,Y	8851	•	7051	•	8007B
	Regal, w/HEI	350 H,J	4051	5051K,Y	8851	•	7051	•	8007B
	Riviera, w/HEI	350 H,J	4051	5051K,Y	8851	•	7051	•	8007B
1977	Century, Chevrolet engine	305 U	4048	5048B,K,R,Y	8848	9011	7048	•	8002B
	Century, Chevrolet engine	350 L	4048	5048B,K,R,Y	8848	9011	7048	•	8002B
	Century, Oldsmobile engine	350 R	4053	5053K,Y	•	•	7053	•	8007B
	Century, Oldsmobile engine	403 K	4053	5053K,Y	•	•	7053	•	8007B
	Regal, Chevrolet engine	305 U	4048	5048B,K,R,Y	8848	9011	7048	•	8002B
	Regal, Chevrolet engine	350 L	4048	5048B,K,R,Y	8848	9011	7048	•	8002B

8800 series wire sets are Spiral core, 8900 series wire sets are Graphite Suppression core. Part # suffix indicates wire set color; B-blue, K-black, R-red, Y-yellow.

CUSTOM FIT WIRE SETS



MAKE/ YEAR	MODEL & NOTES	ENGINE & CODE	SUPER STOCK	SUPER STOCK SPIRAL	8.8mm	EXTREME 9000	300+ RACE WIRE	300plus THUNDER SPORT	ARMOR SHIELD
BUICK (cont)									
8 CYLINDER ENGINE (cont)									
1977	Regal, Oldsmobile engine	350 R	4053	5053B,K,R,Y	•	•	7053	•	8007B
	Regal, Oldsmobile engine	403 K	4053	5053B,K,R,Y	•	•	7053	•	8007B
	Skylark, Pontiac engine	301 Y	4051	5051K,Y	8851	•	7051	•	8007B
1976-75	Skylark	350 H,J	4051	5051K,Y	8851	•	7051	•	8007B
	Skylark, Oldsmobile engine	260 F	4053	5053B,K,R,Y	•	•	7053	•	8007B
1975-74	Apollo, w/HEI	350 H,J	4051	5051K,Y	8851	•	7051	•	8007B
1975	Apollo, Oldsmobile engine	260 F	4053	5053B,K,R,Y	•	•	7053	•	8007B
	LeSabre, Pontiac engine	400 S	4051	5051K,Y	8851	•	7051	•	8007B
1974-68	All models, wo/HEI	350 H,J,K	4043	5043B,K,R,Y	8843	•	7043	•	•
1974-67	All models, wo/HEI exc. GS	400, 430, 455	4043	5043B,K,R,Y	8843	•	7043	•	•
1967-64	All models	300, 340	4047	5047B,K,R,Y	8847	•	7047	•	8005B
1967-59	All models, Nail Head	400, 401, 425	4043	5043B,K,R,Y	8843	•	7043	•	•
1963-61	All models	215	4047	5047B,K,R,Y	8847	•	7047	•	8005B
CADILLAC									
6 CYLINDER ENGINE									
1986-85	Cimarron	2.8L W 173	4079	•	8879	•	•	•	•
1982-81	Seville	4.1L 4 252	4063	5063B	•	•	•	•	•
1982-80	DeVille	4.1L 4 252	4063	5063B	•	•	•	•	•
	Eldorado	4.1L 4 252	4063	5063B	•	•	•	•	•
	Fleetwood	4.1L 4 252	4063	5063B	•	•	•	•	•
8 CYLINDER ENGINE									
2004-02	Escalade	6.0L	•	•	•	9059	•	•	•
2000-99	Escalade, Vortec w/SFI	5.7L R 350	•	•	•	9042	•	•	•
1996-94	Fleetwood Brougham, RWD LT I	5.7L P 350	•	•	•	9038	•	•	•
1993-91	Fleetwood Brougham, RWD	5.0L E 305	4065	•	8865/8965	9033	7065	•	•
1993-90	Fleetwood Brougham, RWD	5.7L 7 350	4065	•	8865/8965	9033	7065	•	•
1990-86	Fleetwood Brougham, RWD	5.0L Y 307	4053	5053K,Y	•	•	7053	•	8007B
1989-87	Fleetwood Brougham, RWD w/H.O.	5.0L 9 307	4053	5053K,Y	•	•	7053	•	8007B
1980	Eldorado, w/fuel injection	5.7L 8 350	4053	5053K,Y	•	•	7053	•	8007B
1980	Seville, w/fuel injection	5.7L 8 350	4053	5053K,Y	•	•	7053	•	8007B
1979-76	Seville, w/fuel injection	5.7L B,R 350	4053	5053K,Y	•	•	7053	•	8007B
1974-68	All models, wo/HEI	472 R, 500 S	4043	5043B,K,R,Y	8843	•	7043	•	•
1967-64	All models	429	4043	5043B,K,R,Y	8843	•	7043	•	•
1963-56	All models	365, 390	4043	5043B,K,R,Y	8843	•	7043	•	•
1955-49	All models	331	4043	5043B,K,R,Y	8843	•	7043	•	•
CHEVROLET									
4 CYLINDER ENGINE									
1993	Cavalier	2.2L 4 134	•	•	•	•	•	7968B,R,Y	•
1992-90	Lumina	2.5L R 151	4059	•	•	•	•	•	•
1990-87	Celebrity	2.5L R 151	4059	•	•	•	•	•	•
1987-82	Chevette	1.6L C 98	4067	•	•	•	•	•	•
1986-85	Camaro	2.5L 2 151	4059	5059K	•	•	•	•	•
1986-85	Celebrity	2.5L R 151	4059	5059K	•	•	•	•	•
1985	Citation	2.5L R 151	4059	5059K	•	•	•	•	•
1984	Camaro	2.5L 2 151	•	5059K	•	•	•	•	•
	Celebrity	2.5L R 151	•	5059K	•	•	•	•	•
	Citation	2.5L R 151	•	5059K	•	•	•	•	•
1983-82	Camaro	2.5L 2 151	4067	5059K	•	•	•	•	•
	Celebrity	2.5L R 151	4067	5059K	•	•	•	•	•
1983-81	Citation	2.5L 5,R 151	4067	5059K	•	•	•	•	•
1981-80	Chevette	1.6L 9 98	4067	•	•	•	•	•	•
1981	Citation, Canada only	2.5L 5 151	4067	•	•	•	•	•	•
1980-79	Monza	2.5L V 151	4067	•	•	•	•	•	•
1980-77	Chevette	1.6L 0 98	4067	•	•	•	•	•	•
1980	Citation	2.5L 5 151	4067	•	•	•	•	•	•
1979-76	Chevette	1.6L E,J 98	4067	•	•	•	•	•	•
1977-76	Chevette	1.4L I 85	4067	•	•	•	•	•	•

8800 series wire sets are Spiral core, 8900 series wire sets are Graphite Suppression core. Part # suffix indicates wire set color; B-blue, K-black, R-red, Y-yellow.



CUSTOM FIT WIRE SETS

MAKE/ YEAR	MODEL & NOTES	ENGINE & CODE	SUPER STOCK	SUPER STOCK SPIRAL	8.8mm	EXTREME 9000	300+ RACE WIRE	300plus THUNDER SPORT	ARMOR SHIELD
CHEVROLET (cont)									
6 CYLINDER ENGINE									
2001-95	Camaro	3.8L K 231	•	•	•	9045	•	•	•
1995-93	Camaro	3.4L S 207	•	5130K	•	•	•	•	•
1995-91	Lumina, DOHC 24V	3.4L X 207	•	5126K	•	•	•	•	•
1995	Monte Carlo, DOHC 24V	3.4L X 207	•	5126K	•	•	•	•	•
1992-90	Camaro	3.1LT 189	4079	5079K	8879	•	•	•	•
1989-87	Camaro	2.8L S 173	4079	5079K	8879	•	•	•	•
1987-86	Monte Carlo, Canada only	3.8L A 231	4063	5063B	•	•	•	•	•
1986-85	Camaro	2.8L S 173	4078	5078K	8878	•	•	•	•
	Cavalier	2.8L W 173	4079	•	8879	•	•	•	•
	Celebrity, w/carb	2.8L X 173	4078	5078K	8878	•	•	•	•
	Celebrity, w/fuel injection	2.8L W 173	4079	•	8879	•	•	•	•
1985-80	Caprice	3.8L A 231	4063	5063B	•	•	•	•	•
	Impala	3.8L A 231	4063	5063B	•	•	•	•	•
1985-78	Monte Carlo	3.8L A 231	4063	5063B	•	•	•	•	•
1985	Citation, w/carb	2.8L X 173	4078	5078K	8878	•	•	•	•
	Citation, w/fuel injection	2.8L W 173	4079	•	8879	•	•	•	•
1984-83	Celebrity	2.8L X 173	4062	•	•	•	•	•	•
	Citation	2.8L X 173	4062	•	•	•	•	•	•
	Citation, w/H.O.	2.8L Z 173	4062	•	•	•	•	•	•
1984-82	Camaro	2.8L I 173	4062	•	•	•	•	•	•
1984	Celebrity, w/H.O.	2.8L Z 173	4062	•	•	•	•	•	•
1983-78	Malibu	3.8L A 231	4063	5063B	•	•	•	•	•
1982-81	Citation	2.8L X 173	4063	5063B	•	•	•	•	•
	Citation, w/H.O.	2.8L Z 173	4063	5063B	•	•	•	•	•
1982	Celebrity	2.8L X 173	4063	5063B	•	•	•	•	•
1981-80	Camaro	3.8L A 231	4063	5063B	•	•	•	•	•
1980-79	Monza	3.8L A 231	4063	5063B	•	•	•	•	•
1980	Citation	2.8L 7 173	4063	5063B	•	•	•	•	•
	Malibu, w/turbo	3.8L 3 231	4063	5063B	•	•	•	•	•
	Monte Carlo, w/turbo	3.8L 3 231	4063	5063B	•	•	•	•	•
1979-78	Monza	196	4063	5063B	•	•	•	•	•
1979-77	Caprice	250	•	5123K	•	•	•	•	•
	Impala	250	•	5123K	•	•	•	•	•
1979-75	Camaro, w/HEI	250	•	5123K	•	•	•	•	•
	Nova, w/HEI	250	•	5123K	•	•	•	•	•
1978	Malibu	196	4063	5063B	•	•	•	•	•
	Monte Carlo	196	4063	5063B	•	•	•	•	•
1977-76	Concours	250	•	5123K	•	•	•	•	•
1977-75	Malibu, w/HEI	250	•	5123K	•	•	•	•	•
1975	Chevelle, w/HEI	250	•	5123K	•	•	•	•	•
1974-62	All models, wo/HEI	194, 230, 250	4060	•	•	•	•	•	•
1962-50	All models	235	4061	•	•	•	•	•	•
8 CYLINDER ENGINE									
2002-98	Camaro, LSI engine	5.6L G 346	•	•	•	9052	7152	•	•
2004-97	Corvette, LSI/LS6 engine	5.6L G 346	•	•	•	9052	7152	•	•
1997-93	Camaro, LT1/LT4 engine	5.7L P 350	•	•	•	9037	7137	•	•
1996-94	Caprice, LT1 engine	4.3L W 265	•	•	•	9038	•	•	•
	Caprice, LT1 engine	5.7L P 350	•	•	•	9038	•	•	•
	Impala SS, LT1 engine	5.7L P 350	•	•	•	9038	•	•	•
1996	Corvette, LT1 w/automatic	5.7L P 350	•	•	•	9036	•	•	•
	Corvette, LT4 w/manual	5.7L 5 350	•	•	•	9036	•	•	•
1995-92	Corvette, LT1 engine	5.7L P 350	•	•	•	9036	•	•	•
1995-89	Corvette ZR-1, LT5 DOHC 32V	5.7L J 350	•	5110R	•	•	•	•	•
1993-89	Caprice	5.0L E 305	4065	•	8865/8965	9033	7065	•	•
	Caprice	5.7L 7 350	4065	•	8865/8965	9033	7065	•	•
1992-88	Camaro, Throttle Body Injection	5.0L E 305	4065	•	8865/8965	9033	7065	•	•
	Camaro, Tune Port Injection	5.7L 8 350	4065	•	8865/8965	9033	7065	•	•
1992-87	Camaro, Tune Port Injection	5.0L F 305	4065	•	8865/8965	9033	7065	•	•
1991-85	Corvette, Tune Port Injection	5.7L 8 350	4066	•	8866/8966	9029	•	•	•
1990-87	Caprice	5.0LY 307	4053	5053K,Y	•	9053	7053	•	8007B

8800 series wire sets are Spiral core, 8900 series wire sets are Graphite Suppression core. Part # suffix indicates wire set color; B-blue, K-black, R-red, Y-yellow.

CUSTOM FIT WIRE SETS



MAKE/ YEAR	MODEL & NOTES	ENGINE & CODE	SUPER STOCK	SUPER STOCK SPIRAL	8.8mm	EXTREME 9000	300+ RACE WIRE	300plus THUNDER SPORT	ARMOR SHIELD
CHEVROLET (cont)									
8 CYLINDER ENGINE (cont)									
1988-87	Caprice	5.0L H 305	•	5143K	•	•	•	•	•
	Caprice	5.7L 6 350	•	5143K	•	•	•	•	•
	Monte Carlo	5.0L H 305	•	5143K	•	•	•	•	•
1988-87	Monte Carlo, w/H.O. 4bbl carb	5.0L G 305	•	5143K	•	•	•	•	•
1987-86	Impala	5.0L Y 307	4053	5053K,Y	•	•	7053	•	8007B
1987	Camaro	5.0L H 305	4065	•	8865/8965	9033	7065	•	•
	Camaro,TPI w/coil in cap distributor	5.7L 8 350	4066	•	8866/8966	9029	•	•	•
	Camaro,TPI w/remote coil distributor	5.7L 8 350	4065	•	8865/8965	9033	7065	•	•
	Impala	5.0L H 305	•	5143K	•	•	•	•	•
	Impala	5.7L 6 350	•	5143K	•	•	•	•	•
	Impala	5.7L 6 350	4065	•	8865/8965	9033	7065	•	•
1986-85	Camaro,Tune port injection	5.0L F 305	•	•	8870	•	•	•	•
1986-84	Camaro, w/H.O. 4BBL carb	5.0L G 305	4049	5049B,K,R,Y	8849	9015	7049	•	•
	Monte Carlo SS, w/H.O. 4BBL carb	5.0L G 305	4049	5049B,K,R,Y	8849	9015	7049	•	•
1986-82	Camaro	5.0L H 305	4049	5049B,K,R,Y	8849	9015	7049	•	•
1986-83	Caprice	5.7L 6 350	4049	5049B,K,R,Y	8849	9015	7049	•	•
	Impala	5.7L 6 350	4049	5049B,K,R,Y	8849	9015	7049	•	•
1986-81	Caprice	5.0L H 305	4049	5049B,K,R,Y	8849	9015	7049	•	•
	Impala	5.0L H 305	4049	5049B,K,R,Y	8849	9015	7049	•	•
	Monte Carlo	5.0L H 305	4049	5049B,K,R,Y	8849	9015	7049	•	•
1984	Corvette, Cross-Fire fuel injection	5.7L 8 350	4066	•	8866	9029	•	•	•
1983-82	Camaro, Cross-Fire fuel injection	5.0L 7 305	•	5138K	•	•	•	•	•
1983-81	Malibu	5.0L H 305	4049	5049B,K,R,Y	8849	9015	7049	•	•
1983	Camaro, Cross-Fire fuel injection	5.0L S 305	4049	5049B,K,R,Y	8849	9015	7049	•	•
1982-81	Caprice	4.4L J 267	4049	5049B,K,R,Y	8849	9015	7049	•	•
	Impala	4.4L J 267	4049	5049B,K,R,Y	8849	9015	7049	•	•
	Malibu	4.4L J 267	4049	5049B,K,R,Y	8849	9015	7049	•	•
	Monte Carlo	4.4L J 267	4049	5049B,K,R,Y	8849	9015	7049	•	•
1982-80	Caprice	5.7L L 350	4049	5049B,K,R,Y	8849	9015	7049	•	•
	Impala	5.7L L 350	4049	5049B,K,R,Y	8849	9015	7049	•	•
1982	Corvette, Cross-Fire fuel injection	5.7L 8 350	4050	5050B,K,R,Y	8850	9018	7050	•	•
1981	Camaro	4.4L J 267	•	5140K	•	•	•	•	•
	Camaro	5.0L H 305	•	5140K	•	•	•	•	•
	Camaro	5.7L L 350	•	5140K	•	•	•	•	•
	Corvette	5.7L 6 350	4050	5050B,K,R,Y	8850	9018	7050	•	•
1980-79	Malibu	4.4L J 267	•	5138K	•	•	•	•	•
	Malibu	5.0L H 305	•	5138K	•	•	•	•	•
	Monte Carlo	4.4L J 267	•	5138K	•	•	•	•	•
	Monte Carlo	5.0L H 305	•	5138K	•	•	•	•	•
1980	Camaro, California only	4.4L J 267	•	5140K	•	•	•	•	•
	Camaro, California only	5.0L H 305	•	5140K	•	•	•	•	•
	Camaro, California only	5.7L L 350	•	5140K	•	•	•	•	•
	Camaro, except California	4.4L J 267	4048	5048B,K,R,Y	8848	9011	7048	•	8002B
	Camaro, except California	5.0L H 305	4048	5048B,K,R,Y	8848	9011	7048	•	8002B
	Camaro, except California	5.7L L 350	4048	5048B,K,R,Y	8848	9011	7048	•	8002B
	Caprice	4.4L J 267	•	5138K	•	•	•	•	•
	Caprice	5.0L H 305	•	5138K	•	•	•	•	•
	Corvette, California only	5.0L H 305	•	5140K	•	•	•	•	•
	Corvette, except California	5.7L 6,8 350	4050	5050B,K,R,Y	8850	9018	7050	•	•
	Impala	4.4L J 267	•	5138K	•	•	•	•	•
	Impala	5.0L H 305	•	5138K	•	•	•	•	•
1979-78	Corvette	350 H,L,4,8	4050	5050B,K,R,Y	8850	9018	7050	•	•
1979-77	Caprice	305 U	4048	5048B,K,R,Y	8848	9011	7048	•	8002B
	Impala	305 U	4048	5048B,K,R,Y	8848	9011	7048	•	8002B
1979-76	Camaro	305 G,Q,U	4048	5048B,K,R,Y	8848	9011	7048	•	8002B
	Nova	305 Q,U	4048	5048B,K,R,Y	8848	9011	7048	•	8002B
1979-74	Camaro, w/HEI	350 L	4048	5048B,K,R,Y	8848	9011	7048	•	8002B
	Caprice, w/HEI	350 L	4048	5048B,K,R,Y	8848	9011	7048	•	8002B
	Impala, w/HEI	350 L	4048	5048B,K,R,Y	8848	9011	7048	•	8002B
	Nova, w/HEI	350 L	4048	5048B,K,R,Y	8848	9011	7048	•	8002B

8800 series wire sets are Spiral core, 8900 series wire sets are Graphite Suppression core. Part # suffix indicates wire set color; B-blue, K-black, R-red, Y-yellow.



CUSTOM FIT WIRE SETS

MAKE/ YEAR	MODEL & NOTES	ENGINE & CODE	SUPER STOCK	SUPER STOCK SPIRAL	8.8mm	EXTREME 9000	300+ RACE WIRE	300plus THUNDER SPORT	ARMOR SHIELD
CHEVROLET (cont)									
8 CYLINDER ENGINE (cont)									
1979	Malibu	350 L	•	5138K	•	•	•	•	•
	Monte Carlo	350 L	•	5138K	•	•	•	•	•
	Monza	305 G	•	5140K	•	•	•	•	•
1978	Malibu	305 U	4049	5049B,K,R,Y	8849	9015	7049	•	•
	Malibu	350 L	4049	5049B,K,R,Y	8849	9015	7049	•	•
	Monte Carlo	305 U	4049	5049B,K,R,Y	8849	9015	7049	•	•
	Monte Carlo	350 L	4049	5049B,K,R,Y	8849	9015	7049	•	•
	Monza	305 U	•	5140K	•	•	•	•	•
1977-76	Malibu	305 Q,U	4048	5048B,K,R,Y	8848	9011	7048	•	8002B
	Monte Carlo	305 Q,U	4048	5048B,K,R,Y	8848	9011	7048	•	8002B
	Monza	305 U	4048	5048B,K,R,Y	8848	9011	7048	•	8002B
1977-74	Corvette, w/HEI	350 L,T,X	4050	5050B,K,R,Y	8850	9018	7050	•	•
	Malibu, w/HEI	350 L	4048	5048B,K,R,Y	8848	9011	7048	•	8002B
	Monte Carlo, w/HEI	350 L	4048	5048B,K,R,Y	8848	9011	7048	•	8002B
1976-75	Monza	262 G	•	5140K	•	•	•	•	•
1976-74	Caprice, w/HEI	400 U	4048	5048B,K,R,Y	8848	9011	7048	•	8002B
	Caprice, w/HEI	454 S,Y	4071	5071K	8871	9013	7071	•	8007B
	Chevelle, w/HEI	350 L	4048	5048B,K,R,Y	8848	9011	7048	•	8002B
	Chevelle, w/HEI	400 U	4048	5048B,K,R,Y	8848	9011	7048	•	8002B
	Impala, w/HEI	400 U	4048	5048B,K,R,Y	8848	9011	7048	•	8002B
	Impala, w/HEI	454 S,Y	4071	5071K	8871	9013	7071	•	8007B
	Malibu, w/HEI	400 U	4048	5048B,K,R,Y	8848	9011	7048	•	8002B
	Monte Carlo, w/HEI	400 U	4048	5048B,K,R,Y	8848	9011	7048	•	8002B
1976	Chevelle	305 Q	4048	5048B,K,R,Y	8848	9011	7048	•	8002B
	Nova	262 G	•	5140K	•	•	•	•	•
1975-74	Belair, w/HEI	350 L	4048	5048B,K,R,Y	8848	9011	7048	•	8002B
	Belair, w/HEI	454 Y	4071	5071K	8871	9013	7071	•	8007B
	Chevelle, w/HEI	454 Y	4071	5071K	8871	9013	7071	•	8007B
	Malibu, w/HEI	454 Y	4071	5071K	8871	9013	7071	•	8007B
	Monte Carlo, w/HEI	454 Y	4071	5071K	8871	9013	7071	•	8007B
1975	Nova	262 G	4048	5048B,K,R,Y	8848	9011	7048	•	8002B
1974-70	All models, wo/HEI	454	4043	5043B,K,R,Y	8843	9008	7043	•	8003B
	All models wo/HEI Wire over valve cover	400 Small Block	4044	5044B,K,R,Y	8844	9009	7044	•	8001B
	All models wo/HEI wire under exh manifold	400 Small Block	4042	5042B,K,R,Y	8842	9005	7042	•	8000B
1974-69	All models wo/HEI wire under exh manifold	350	4042	5042B,K,R,Y	8842	9005	7042	•	8000B
1974-67	All models wo/HEI wire over valve cover	350	4044	5044B,K,R,Y	8844	9009	7044	•	8001B
1974	Corvette, w/HEI	454 Z	4071	5071K	8871	9013	7071	•	8007B
1973-68	All models, wires over valve cover	307	4044	5044B,K,R,Y	8844	9009	7044	•	8001B
1972-70	All models	402 Big Block	4043	5043B,K,R,Y	8843	9008	7043	•	8003B
1970-65	All models	396	4043	5043B,K,R,Y	8843	9008	7043	•	8003B
1969-67	Camaro Z-28, wires over valve cover	302	4044	5044B,K,R,Y	8844	9009	7044	•	8001B
1969-66	All models	427	4043	5043B,K,R,Y	8843	9008	7043	•	8003B
1969-65	Corvette w/non-braided OEM spark leads	396, 427	4043	5043B,K,R,Y	8843	9008	7043	•	8003B
1969-64	All models, wires over valve cover	327	4044	5044B,K,R,Y	8844	9009	7044	•	8001B
1969-62	All models wires under exhaust manifold	307,327	4042	5042K,R,Y	8842	9005	7042	•	8000B
1967-64	All models ,wires over valve cover	283	4044	5044B,K,R,Y	8844	9009	7044	•	8001B
1967-55	All models wires under exhaust manifold	265, 283	4042	5042K,R,Y	8842	9005	7042	•	8000B
1965-58	All models	348, 409	4047	5047B,K,R,Y	8847	•	7047	•	8005B

8800 series wire sets are Spiral core, 8900 series wire sets are Graphite Suppression core. Part # suffix indicates wire set color; B-blue, K-black, R-red, Y-yellow.

CUSTOM FIT WIRE SETS



MAKE/ YEAR	MODEL & NOTES	ENGINE & CODE	SUPER STOCK	SUPER STOCK SPIRAL	8.8mm	EXTREME 9000	300+ RACE WIRE	300plus THUNDER SPORT	ARMOR SHIELD
CHEVROLET TRUCK									
4 CYLINDER ENGINE									
2000-94	S-10 Truck	2.2L 4 134	•	•	•	•	•	7968B,R,Y	•
1993-91	S,T 10 Pickup	2.5L A 151	4059	5059K	•	•	•	•	•
1991-85	S,T 10 Pickup	2.5L E 151	4059	5059K	•	•	•	•	•
1990-85	Astro Van	2.5L E 151	4059	5059K	•	•	•	•	•
1988-85	S,T 10 Blazer	2.5L E 151	4059	5059K	•	•	•	•	•
6 CYLINDER ENGINE									
1998-96	C,K 1500-2500 Pickup, Vortec w/SFI	4.3L W 262	•	•	•	9044	•	•	•
2001-96	G 10-30 Van, Vortec w/SFI	4.3L W 262	•	•	•	9044	•	•	•
	P 20-30 Van & Chassis, Vortec w/SFI	4.3L W 262	•	•	•	9044	•	•	•
2001-95	Astro Van, Vortec w/SFI	4.3L W 262	•	•	•	9044	•	•	•
2001-96	S,T 10 Pickup, Vortec w/SFI	4.3L X 262	•	•	•	9044	•	•	•
2001-95	Blazer, Vortec w/SFI	4.3L W 262	•	•	•	9044	•	•	•
	S,T 10 Pickup, Vortec w/SFI	4.3L W 262	•	•	•	9044	•	•	•
1995-92	Lumina APV Van	3.8L L 231	•	•	•	9046	•	•	•
1996-90	G 10-30 Van	4.3L Z 262	4093	•	8893	9031	•	•	•
1995-90	Lumina APV Van	3.1L D 189	4079	•	8879	•	•	•	•
	P 20-30 Van & Chassis	4.3L Z 262	4093	•	8893	9031	•	•	•
1995-88	C,K 1500-2500 Pickup	4.3L Z 262	4093	•	8893	9031	•	•	•
	S,T 10 Pickup	4.3L Z 262	4093	•	8893	9031	•	•	•
1995-86	Astro Van, w/H.O.	4.3L Z 262	4093	•	8893	9031	•	•	•
1994-92	Astro Van, w/H.O.	4.3L W 262	4093	•	8893	9031	•	•	•
	S,T 10 Blazer, w/H.O.	4.3L W 262	4093	•	8893	9031	•	•	•
	S,T 10 Pickup, w/H.O.	4.3L W 262	4093	•	8893	9031	•	•	•
1994-88	S,T 10 Blazer	4.3L Z 262	4093	•	8893	9031	•	•	•
1993-85	S,T 10 Pickup	2.8L B,R 173	4078	5078K	8878	•	•	•	•
1991-90	Astro Van, w/H.O.	4.3L B 262	4093	•	8893	9031	•	•	•
1989-88	R,V 2500HD-3500 Pickup	4.8L T 292	•	5123K	•	•	•	•	•
1989-87	G 10-20 Van	4.3L Z 262	4093	•	8893	9031	•	•	•
1989-85	S,T 10 Blazer	2.8L B,R 173	4078	5078K	8878	•	•	•	•
1989-75	P 20-30 Van & Chassis, w/HEI	4.8L T 292	•	5123K	•	•	•	•	•
1987-78	El Camino	3.8L A 231	4063	5063B	•	•	•	•	•
1987	C,K 10-20 Pickup	4.3L Z 262	4093	•	8893	9031	•	•	•
1987	R,V 20HD-30 Pickup	4.8L T 292	•	5123K	•	•	•	•	•
1986-87	C,K 20HD-30 Pickup	4.8L T 292	•	5123K	•	•	•	•	•
1984-82	S,T 10 Blazer	2.8L B 173	4062	•	•	•	•	•	•
	S,T 10 Pickup	2.8L B 173	4062	•	•	•	•	•	•
1984-75	C,K 10 Pickup, w/HEI	4.1L D,Q 250	•	5123K	•	•	•	•	•
	C,K 20-30 Pickup, w/HEI	4.8L T 292	•	5123K	•	•	•	•	•
	G 10 Van, w/HEI	4.1L D,Q 250	•	5123K	•	•	•	•	•
	G,P 20-30 Van, w/HEI	4.8L T 292	•	5123K	•	•	•	•	•
1980-75	Blazer, w/HEI	4.1L D,Q 250	•	5123K	•	•	•	•	•
	Suburban, w/HEI	4.1L D,Q 250	•	5123K	•	•	•	•	•
	Suburban, w/HEI	4.8L T 292	•	5123K	•	•	•	•	•
1977-75	El Camino, w/HEI	4.1L D,Q 250	•	5123K	•	•	•	•	•
1975-63	All models, wo/HEI	250, 292	4060	•	•	•	•	•	•
1969-63	All models	194, 230	4060	•	•	•	•	•	•
1963-50	All models	235	4061	•	•	•	•	•	•
8 CYLINDER ENGINE									
2004-01	C,K 2500HD-3500 Silverado	8.1L	•	•	•	9065	•	•	•
2004-99	C,K 1500 Silverado	4.8L	•	•	•	9059	•	•	•
	GEN III LSI Vortec Trailblazer								
	C,K 1500-2500 Silverado, SSR								
	Suburban, Tahoe	5.3L	•	•	•	9059	•	•	•
	GEN III LSI Vortec								
	C,K 2500 Silverado, Suburban								
	Tahoe	6.0L	•	•	•	9059	•	•	•
	GEN III LSI Vortec								
2000-96	C,K 2500HD-3500 Pickup	7.4L J 454	•	•	•	9043	•	•	•
	Vortec w/SFI								
	C,K,G 3500HD Cab & Chassis	7.4L J 454	•	•	•	9043	•	•	•
	Vortec w/SFI								

8800 series wire sets are Spiral core, 8900 series wire sets are Graphite Suppression core. Part # suffix indicates wire set color; B-blue, K-black, R-red, Y-yellow.



CUSTOM FIT WIRE SETS

MAKE/ YEAR	MODEL & NOTES	ENGINE & CODE	SUPER STOCK	SUPER STOCK SPIRAL	8.8mm	EXTREME 9000	300+ RACE WIRE	300plus THUNDER SPORT	ARMOR SHIELD
CHEVROLET TRUCK (cont)									
8 CYLINDER ENGINE (cont)									
2000-96	G 30 Van, Vortec w/SFI	7.4L J 454	•	•	•	9043	•	•	•
	P Series Van & RV Chassis	7.4L J 454	•	•	•	9043	•	•	•
	Vortec w/SFI								
	Suburban, Vortec w/SFI	5.7L R 350	•	•	•	9042	•	•	•
	Suburban, Vortec w/SFI	7.4L J 454	•	•	•	9043	•	•	•
	Tahoe, Vortec w/SFI	5.7L R 350	•	•	•	9042	•	•	•
1998-96	C,K 1500-2500 Pickup, Vortec w/SFI	5.0L M 305	•	•	•	9042	•	•	•
	C,K 1500-3500 Pickup, Vortec w/SFI	5.7L R 350	•	•	•	9042	•	•	•
2001-96	G 10-30 Van, Vortec w/SFI	5.0L M 305	•	•	•	9042	•	•	•
	G 10-30 Van, Vortec w/SFI	5.7L R 350	•	•	•	9042	•	•	•
	P Series Van & RV Chassis	5.0L M 305	•	•	•	9042	•	•	•
	Vortec w/SFI								
	P Series Van & RV Chassis	5.7L R 350	•	•	•	9042	•	•	•
	Vortec w/SFI								
1999-90	P Series Van & RV Chassis	7.4L N 454	•	•	•	9024	•	•	•
	w/Throttle body injection								
1995-90	C,K 2500HD-3500 Pickup	7.4L N 454	•	•	•	9024	•	•	•
	w/Throttle body injection								
	C,K,G 3500HD Cab & Chassis	7.4L N 454	•	•	•	9024	•	•	•
	w/Throttle body injection								
	G 30 Van	7.4L N 454	•	•	•	9024	•	•	•
	w/Throttle body injection								
	Motor Home Chassis	7.4L N 454	•	•	•	9024	•	•	•
	w/Throttle body injection								
	Suburban	7.4L N 454	•	•	•	9024	•	•	•
	w/Throttle body injection								
1995-88	C,K 1500-2500 Pickup	5.0L H 305	•	5114K	•	9020	•	•	•
	w/Throttle body injection								
	C,K 1500-3500 Pickup	5.7L K 350	•	5114K	•	9020	•	•	•
	w/Throttle body injection								
1995-87	G 10-30 Van	5.0L H 305	•	5114K	•	9020	•	•	•
	w/Throttle body injection								
	G 10-30 Van	5.7L K 350	•	5114K	•	9020	•	•	•
	w/Throttle body injection								
	Motor Home Chassis	5.7L K 350	•	5114K	•	9020	•	•	•
	w/Throttle body injection								
	P Series Van & RV Chassis	5.0L H 305	•	5114K	•	9020	•	•	•
	w/Throttle body injection								
	P Series Van & RV Chassis	5.7L K 350	•	5114K	•	9020	•	•	•
	w/Throttle body injection								
	Suburban	5.7L K 350	•	5114K	•	9020	•	•	•
	w/Throttle body injection								
1995	Tahoe	5.7L K 350	•	5114K	•	9020	•	•	•
	w/Throttle body injection								
1994-87	Blazer	5.7L K 350	•	5114K	•	9020	•	•	•
	w/Throttle body injection								
1993-92	C 1500 454 SS	7.4L N 454	•	•	•	9021	•	•	•
1991-90	C 1500 454 SS	7.4L N 454	•	•	•	9024	•	•	•
1989-88	C,K 2500HD-3500 Pickup	7.4L N 454	•	•	•	9021	•	•	•
	w/Throttle body injection								
	R,V 2500HD-3500 Pickup	5.7L M 350	4048	5048B,K,R,Y	8848	9011	7048	•	8002B
	HD emissions w/4BBL carb								
	R,V 2500HD-3500 Pickup	7.4L W 454	•	•	•	9019	•	•	•
	HD Emissions w/4BBL carb								
1989-87	Suburban	7.4L N 454	•	•	•	9021	•	•	•
	w/Throttle body injection								
1989-86	Motor Home Chassis, w/4BBL carb	7.4L W 454	•	•	•	9019	•	•	•
	P Series Van & RV Chassis, w/4BBL carb	7.4L W 454	•	•	•	9019	•	•	•
1989	G 30 Van	7.4L N 454	•	•	•	9021	•	•	•
	w/Throttle body injection								

8800 series wire sets are Spiral core, 8900 series wire sets are Graphite Suppression core. Part # suffix indicates wire set color; B-blue, K-black, R-red, Y-yellow.

CUSTOM FIT WIRE SETS



MAKE/ YEAR	MODEL & NOTES	ENGINE & CODE	SUPER STOCK	SUPER STOCK SPIRAL	8.8mm	EXTREME 9000	300+ RACE WIRE	300plus THUNDER SPORT	ARMOR SHIELD
CHEVROLET TRUCK (cont)									
8 CYLINDER ENGINE (cont)									
1988-87	El Camino	5.0L H 305	•	5143K	•	•	•	•	•
	G 30 Van, HD emissions w/4BBL carb	5.7L M 350	4048	5048B,K,R,Y	8848	9011	7048	•	8002B
	Motor Home Chassis, w/4BBL carb	5.7L M 350	4048	5048B,K,R,Y	8848	9011	7048	•	8002B
	P Series Van & RV Chassis, w/4BBL carb	5.7L M 350	4048	5048B,K,R,Y	8848	9011	7048	•	8002B
	Suburban, HD Emissions w/4BBL carb	5.7L M 350	4048	5048B,K,R,Y	8848	9011	7048	•	8002B
1988-86	Suburban, HD emissions w/4BBL carb	7.4L W 454	•	•	•	9019	•	•	•
1987-86	R,V 20HD-30 Pickup	7.4L W 454	•	•	•	9019	•	•	•
	HD emissions w/4BBL carb								
1987	C,K 15-25 Pickup	5.0L H 305	•	5114K	•	9020	•	•	•
	w/Throttle body injection								
	C,K 15-35 Pickup	5.7L K 350	•	5114K	•	9020	•	•	•
	w/Throttle body injection								
	C,K 20HD-30 Pickup	7.4L N 454	•	•	•	9021	•	•	•
	w/Throttle body injection								
	R,V 20HD-30 Pickup	5.7L M 350	4048	5048B,K,R,Y	8848	9011	7048	•	8002B
	HD Emissions w/4BBL carb								
	Suburban, w/Throttle body injection	5.0L H 305	•	5114K	•	9020	•	•	•
1986-83	Blazer	5.0L H 305	4049	5049B,K,R,Y	8849	9015	7049	•	•
	Blazer	5.7L L 350	4049	5049B,K,R,Y	8849	9015	7049	•	•
	C,K 10-20 Pickup	5.0L H 305	4049	5049B,K,R,Y	8849	9015	7049	•	•
	C,K 10-20 Pickup	5.7L L 350	4049	5049B,K,R,Y	8849	9015	7049	•	•
	Suburban	5.0L H 305	4049	5049B,K,R,Y	8849	9015	7049	•	•
	Suburban	5.7L L 350	4049	5049B,K,R,Y	8849	9015	7049	•	•
1986-81	C,K 20HD-30 Pickup, HD Emissions	5.0L F 305	4048	5048B,K,R,Y	8848	9011	7048	•	8002B
	C,K 20HD-30 Pickup, HD Emissions	5.7L M 350	4048	5048B,K,R,Y	8848	9011	7048	•	8002B
	El Camino	5.0L H 305	4049	5049B,K,R,Y	8849	9015	7049	•	•
	G 10-30 Van	5.0L G,H 305	4048	5048B,K,R,Y	8848	9011	7048	•	8002B
	G 10-30 Van	5.7L L 350	4048	5048B,K,R,Y	8848	9011	7048	•	8002B
	G 10-30 Van, HD Emissions	5.0L F 305	4048	5048B,K,R,Y	8848	9011	7048	•	8002B
	G 10-30 Van, HD Emissions	5.7L M 350	4048	5048B,K,R,Y	8848	9011	7048	•	8002B
	Motor Home Chassis	5.7L M 350	4048	5048B,K,R,Y	8848	9011	7048	•	8002B
	P Series Van & RV Chassis	5.0L F 305	4048	5048B,K,R,Y	8848	9011	7048	•	8002B
	P Series Van & RV Chassis	5.7L M 350	4048	5048B,K,R,Y	8848	9011	7048	•	8002B
	Suburban, HD Emissions	5.0L F 305	4048	5048B,K,R,Y	8848	9011	7048	•	8002B
	Suburban, HD Emissions	5.7L M 350	4048	5048B,K,R,Y	8848	9011	7048	•	8002B
1985	C,K 20HD-30 Pickup	7.4L W 454	4071	5071K	8871	9013	7071	•	•
	H4D Cast iron exhaust manifold								
	C,K 20HD-30 Pickup	7.4L W 454	•	•	•	9019	•	•	•
	H5D SS exhaust manifold								
	Motor Home Chassis	7.4L W 454	4071	5071K	8871	9013	7071	•	•
	H4D Cast iron exhaust manifold								
	Motor Home Chassis	7.4L W 454	•	•	•	9019	•	•	•
	H5D SS exhaust manifold								
	P Series Van & RV Chassis	7.4L W 454	4071	5071K	8871	9013	7071	•	•
	H4D Cast iron exhaust manifold								
	P Series Van & RV Chassis	7.4L W 454	•	•	•	9019	•	•	•
	H5D SS exhaust manifold								
	Suburban	7.4L W 454	4071	5071K	8871	9013	7071	•	•
	H4D Cast iron exhaust manifold								
	Suburban	7.4L W 454	•	•	•	9019	•	•	•
	H5D SS exhaust manifold								
1984-80	C,K 20HD-30	7.4L W 454	4071	5071K	8871	9013	7071	•	•
	Motor Home Chassis	7.4L W 454	4071	5071K	8871	9013	7071	•	•
	P Series Van & RV Chassis	7.4L W 454	4071	5071K	8871	9013	7071	•	•
	Suburban	7.4L W 454	4071	5071K	8871	9013	7071	•	•
1982-81	Blazer	5.0L G,H 305	•	5138K	•	•	•	•	•
	Blazer	5.7L L 350	•	5138K	•	•	•	•	•
	C,K 10-20 Pickup	5.0L G,H 305	•	5138K	•	•	•	•	•
	C,K 10-20 Pickup	5.7L L 350	•	5138K	•	•	•	•	•
	El Camino	4.4L J 267	4049	5049B,K,R,Y	8849	9015	7049	•	•

8800 series wire sets are Spiral core, 8900 series wire sets are Graphite Suppression core. Part # suffix indicates wire set color; B-blue, K-black, R-red, Y-yellow.



CUSTOM FIT WIRE SETS

MAKE/ YEAR	MODEL & NOTES	ENGINE & CODE	SUPER STOCK	SUPER STOCK SPIRAL	8.8mm	EXTREME 9000	300+ RACE WIRE	300plus THUNDER SPORT	ARMOR SHIELD
CHEVROLET TRUCK (cont)									
8 CYLINDER ENGINE (cont)									
1982-81	Suburban	5.0L G,H 305	•	5138K	•	•	•	•	•
	Suburban	5.7L L 350	•	5138K	•	•	•	•	•
1982-75	Motor Home Chassis, w/HEI	6.0L 366,7.0L 427	4071	5071K	8871	9013	7071	•	•
	P Series Van & RV Chassis, w/HEI	6.0L 366,7.0L 427	4071	5071K	8871	9013	7071	•	•
1981	El Camino, Pontiac engine	4.3L S 265	4051	5051K,Y	8851	•	7051	•	8007B
1980-79	El Camino	4.4L J 267	•	5138K	•	•	•	•	•
	El Camino	5.0L H 305	•	5138K	•	•	•	•	•
1980-76	Blazer	5.0L Q,U 305	4048	5048B,K,R,Y	8848	9011	7048	•	8002B
1980-76	C,K 10-30 Pickup	5.0L Q,U 305	4048	5048B,K,R,Y	8848	9011	7048	•	8002B
	G 10-30 Van	5.0L Q,U 305	4048	5048B,K,R,Y	8848	9011	7048	•	8002B
	P Series Van & RV Chassis	5.0L Q,U 305	4048	5048B,K,R,Y	8848	9011	7048	•	8002B
	Suburban	5.0L Q,U 305	4048	5048B,K,R,Y	8848	9011	7048	•	8002B
1980-75	Blazer, w/HEI	5.7L L 350	4048	5048B,K,R,Y	8848	9011	7048	•	8002B
	Blazer, w/HEI	6.6L R,U,X 400	4048	5048B,K,R,Y	8848	9011	7048	•	8002B
	C,K 10-30 Pickup, w/HEI	5.7L L 350	4048	5048B,K,R,Y	8848	9011	7048	•	8002B
	C,K 10-30 Pickup, w/HEI	6.6L R,U 400	4048	5048B,K,R,Y	8848	9011	7048	•	8002B
	G 10-30 VAN, w/HEI	5.7L L 350	4048	5048B,K,R,Y	8848	9011	7048	•	8002B
	G 10-30 Van, w/HEI	6.6L R,U 400	4048	5048B,K,R,Y	8848	9011	7048	•	•
	Motor Home Chassis, w/HEI	5.7L L 350	4048	5048B,K,R,Y	8848	9011	7048	•	8002B
	P Series Van & RV Chassis, w/HEI	5.7L L 350	4048	5048B,K,R,Y	8848	9011	7048	•	8002B
	P Series Van & RV Chassis, w/HEI	6.6L R,U 400	4048	5048B,K,R,Y	8848	9011	7048	•	8002B
	Suburban, w/HEI	5.7L L 350	4048	5048B,K,R,Y	8848	9011	7048	•	8002B
	Suburban, w/HEI	6.6L R,U 400	4048	5048B,K,R,Y	8848	9011	7048	•	8002B
1979-75	C,K 10-30 Pickup, w/HEI	7.4L S,Y 454	4071	5071K	8871	9013	7071	•	•
	Motor Home Chassis, w/HEI	7.4L S,Y 454	4071	5071K	8871	9013	7071	•	•
	P Series Van & RV Chassis, w/HEI	7.4L S,Y 454	4071	5071K	8871	9013	7071	•	•
	Suburban, w/HEI	7.4L S,Y 454	4071	5071K	8871	9013	7071	•	•
1979	El Camino	350 L	•	5138K	•	•	•	•	•
1978	El Camino	305 U	4049	5049B,K,R,Y	8849	9015	7049	•	•
	El Camino	350 L	4049	5049B,K,R,Y	8849	9015	7049	•	•
1977-76	El Camino	305 Q,U	4048	5048B,K,R,Y	8848	9011	7048	•	8002B
1977-74	El Camino, w/HEI	350 L	4048	5048B,K,R,Y	8848	9011	7048	•	8002B
1976-74	El Camino, w/HEI	400 U	4048	5048B,K,R,Y	8848	9011	7048	•	8002B
1975-74	El Camino, w/HEI	454 Y	4071	5071K	8871	9013	7071	•	8007B
1975-71	All models, wo/HEI	454	4043	5043B,K,R,Y	8843	9008	7043	•	8003B
1975-69	All models	350	4044	5044B,K,R,Y	8844	9009	7044	•	8001B
	wo/HEI wire over valve cover								
1975-68	All models, wo/HEI	427	4043	5043B,K,R,Y	8843	9008	7043	•	8003B
1975-66	All models, wo/HEI	366	4043	5043B,K,R,Y	8843	9008	7043	•	8003B
1973-68	All models, Wires over valve cover	307	4044	5044B,K,R,Y	8844	9009	7044	•	8001B
	All models	307	4042	5042K,R,Y	8842	9005	7042	•	8000B
	Wires under exhaust manifold								
1972-71	All models	402 Big Block	4043	5043B,K,R,Y	8843	9008	7043	•	8003B
1970-68	All models	396	4043	5043B,K,R,Y	8843	9008	7043	•	8003B
1969-62	All models	327	4042	5042K,R,Y	8842	9005	7042	•	8000B
	Wires under exhaust manifold								
1967-55	All models	265, 283	4042	5042K,R,Y	8842	9005	7042	•	8000B
	Wires under exhaust manifold								
1965-56	All models	322, 348, 409	4047	5047B,K,R,Y	8847	•	7047	•	8005B
CHEVROLET MD									
6 CYLINDER ENGINE									
1989-78	All 40-60 Series & Chassis, w/HEI	4.8L T 292	•	5123K	•	•	•	•	•
1977-75	All 40-60 Series & Chassis, w/HEI	250	•	5123K	•	•	•	•	•
1975-63	All 40-60 Series & Chassis, wo/HEI	230, 250, 290	4060	•	•	•	•	•	•
1963-50	All 40-60 Series & Chassis	235, 261	4061	•	•	•	•	•	•
8 CYLINDER ENGINE									
1989-87	All 40-80 Series & Chassis, w/4BBL carb	5.7L M 350	4050	5050B,K,R,Y	8850	9018	7050	•	•
1986-81	All 40-80 Series & Chassis	5.7L M 350	4050	5050B,K,R,Y	8850	9018	7050	•	•
1985	All 40-80 Series & Chassis	6.0L B 366	4071	5071K	8871	9013	7071	•	•
	H4D cast iron exhaust manifold								

8800 series wire sets are Spiral core, 8900 series wire sets are Graphite Supression core. Part # suffix indicates wire set color; B-blue, K-black, R-red, Y-yellow.

CUSTOM FIT WIRE SETS



MAKE/ YEAR	MODEL & NOTES	ENGINE & CODE	SUPER STOCK	SUPER STOCK SPIRAL	8.8mm	EXTREME 9000	300+ RACE WIRE	300plus THUNDER SPORT	ARMOR SHIELD
CHEVROLET MD (cont)									
8 CYLINDER ENGINE (cont)									
1985	All 40-80 Series & Chassis H4D cast iron exhaust manifold	7.0L E 427	4071	5071K	8871	9013	7071	•	•
	All 40-80 Series & Chassis H4D cast iron exhaust manifold	7.4L W 454	4071	5071K	8871	9013	7071	•	•
1984-80	All 40-80 Series & Chassis	7.4L W 454	4071	5071K	8871	9013	7071	•	•
1984-75	All 40-80 Series & Chassis, w/HEI	6.0L B 366	4071	5071K	8871	9013	7071	•	•
	All 40-80 Series & Chassis, w/HEI	7.0L E 427	4071	5071K	8871	9013	7071	•	•
1980-75	All 40-80 Series & Chassis, w/HEI	5.7L L 350	4050	5050B,K,R,Y	8850	9018	7050	•	•
1979-75	All 40-80 Series & Chassis, w/HEI	7.4L S,Y 454	4071	5071K	8871	9013	7071	•	•
1975-66	All 40-80 Series & Chassis, wo/HEI	366, 427	4043	5043B,K,R,Y	8843	9008	7043	•	8003B
1972-69	All 40-80 Series & Chassis Wires under exhaust manifold	350	4042	5042K,R,Y	8842	9005	7042	•	8000B
1969-55	All 40-80 Series & Chassis Wires under exhaust manifold	265, 283, 327	4042	5042K,R,Y	8842	9005	7042	•	8000B
1965-56	All 40-80 Series & Chassis	322, 348, 409	4047	5047B,K,R,Y	8847	•	7047	•	8005B
CHRYSLER (See page 18 for additional applications)									
4 CYLINDER ENGINE									
2000-96	Sebring Convertible, DOHC 16V	2.4L X 2429cc	•	•	•	•	•	7961B,R,Y	•
2000-95	Cirrus, DOHC 16V	2.4L X 2429cc	•	•	•	•	•	7961B,R,Y	•
	Sebring Coupe, DOHC 16V	2.0L Y 1996cc	•	•	•	•	•	7961B,R,Y	•
1990-89	Lebaron, w/turbo	2.5L J 153	4057	5057K	•	•	•	•	•
1990-86	Lebaron	2.5L K 153	4057	5057K	•	•	•	•	•
1990-84	Lebaron, w/turbo	2.2L A,C,E 135	4057	5057K	•	•	•	•	•
1989-88	TC by Maserati, 8 valve turbo only	2.2L P 135	4057	5057K	•	•	•	•	•
1989-84	Lebaron	2.2L D 135	4057	5057K	•	•	•	•	•
1988-86	Town & Country	2.5L K 153	4057	5057K	•	•	•	•	•
1988-85	Town & Country, w/turbo	2.2L E 135	4057	5057K	•	•	•	•	•
1988-84	New Yorker, w/turbo	2.2L E 135	4057	5057K	•	•	•	•	•
1987-86	New Yorker	2.5L K 153	4057	5057K	•	•	•	•	•
1986-84	Laser	2.2L C,D 135	4057	5057K	•	•	•	•	•
	Laser, w/turbo	2.2L E 135	4057	5057K	•	•	•	•	•
1986	Laser	2.5L K 153	4057	5057K	•	•	•	•	•
1985-83	New Yorker, Mitsubishi engine	2.6L G 156	4064	•	•	•	•	•	•
1985-82	Lebaron, Mitsubishi engine	2.6L D,G 156	4064	•	•	•	•	•	•
	Town & Country, Mitsubishi engine	2.6L D,G 156	4064	•	•	•	•	•	•
1984-83	E-Class	2.2L C,D 135	4057	5057K	•	•	•	•	•
	E-Class, Mitsubishi engine	2.6L G 156	4064	•	•	•	•	•	•
	Lebaron	2.2L B,C 135	4057	5057K	•	•	•	•	•
	New Yorker	2.2L C,D 135	4057	5057K	•	•	•	•	•
1984-82	Town & Country	2.2L B,C 135	4057	5057K	•	•	•	•	•
1984	E-Class, w/turbo	2.2L E 135	4057	5057K	•	•	•	•	•
6 CYLINDER ENGINE									
1983	Cordoba	3.7L H,J 225	4061	5061K	•	•	•	•	•
	New Yorker	3.7L H,J 225	4061	5061K	•	•	•	•	•
1982-81	Cordoba	3.7L E,F 225	4061	5061K	•	•	•	•	•
	New Yorker	3.7L E,F 225	4061	5061K	•	•	•	•	•
1981	Lebaron	3.7L E,F 225	4061	5061K	•	•	•	•	•
	Newport	3.7L E,F 225	4061	5061K	•	•	•	•	•
1980-79	Cordoba	3.7L C,D 225	4061	5061K	•	•	•	•	•
	Lebaron	3.7L C,D 225	4061	5061K	•	•	•	•	•
1980-79	Newport	3.7L C,D 225	4061	5061K	•	•	•	•	•
1978	Lebaron	225 C,D	4061	•	•	•	•	•	•
8 CYLINDER ENGINE									
1989-83	Fifth Avenue	5.2L 4,P,S 318	•	5107K,R	•	9010	•	•	•
1986-83	Newport	5.2L 4,P,S 318	•	5107K,R	•	9010	•	•	•
1983-81	Imperial, w/fuel injection	5.2L J,N 318	•	5107K,R	•	9010	•	•	•
1983	Cordoba	5.2L 4,P,S 318	•	5107K,R	•	9010	•	•	•
1982-81	Cordoba	5.2L K,L,M,N 318	•	5107K,R	•	9010	•	•	•

8800 series wire sets are Spiral core, 8900 series wire sets are Graphite Suppression core. Part # suffix indicates wire set color; B-blue, K-black, R-red, Y-yellow.



CUSTOM FIT WIRE SETS

MAKE/ YEAR	MODEL & NOTES	ENGINE & CODE	SUPER STOCK	SUPER STOCK SPIRAL	8.8mm	EXTREME 9000	300+ RACE WIRE	300plus THUNDER SPORT	ARMOR SHIELD
CHRYSLER (cont)									
8 CYLINDER ENGINE (cont)									
1982-81	New Yorker	5.2L K,L,M,N 318	•	5107K,R	•	9010	•	•	•
	Newport	5.2L K,L,M,N 318	•	5107K,R	•	9010	•	•	•
1981-79	Lebaron	5.2L G,H 318	•	5107K,R	•	9010	•	•	•
1981	Lebaron	5.2L K,L,M,N 318	•	5107K,R	•	9010	•	•	•
1980-79	Cordoba	5.2L G,H 318	•	5107K,R	•	9010	•	•	•
	Cordoba	5.9L J,K 360	•	5107K,R	•	9010	•	•	•
	Lebaron	5.9L J,K 360	•	5107K,R	•	9010	•	•	•
1980-79	New Yorker	5.2L G,H 318	•	5107K,R	•	9010	•	•	•
	New Yorker	5.9L J,K 360	•	5107K,R	•	9010	•	•	•
	Newport	5.2L G,H 318	•	5107K,R	•	9010	•	•	•
	Newport	5.9L J,K 360	•	5107K,R	•	9010	•	•	•
1978-77	Lebaron	318 G,H	4047	5047B,K,R,Y	8847	•	7047	•	8006B
	Lebaron	360 J,K,L	4047	5047B,K,R,Y	8847	•	7047	•	8006B
1978-75	Cordoba	318 G,H	4047	5047B,K,R,Y	8847	•	7047	•	8006B
	Cordoba	360 J,K,L	4047	5047B,K,R,Y	8847	•	7047	•	8006B
1978-73	New Yorker	400 N,P	4045	5045K	•	•	7045	•	•
	New Yorker	440 T,U	4045	5045K	•	•	7045	•	•
	Newport	400 N,P	4045	5045K	•	•	7045	•	•
	Newport	440 T,U	4045	5045K	•	•	7045	•	•
1978	New Yorker	318 G,H	4047	5047B,K,R,Y	8847	•	7047	•	8006B
	New Yorker	360 J,K,L	4047	5047B,K,R,Y	8847	•	7047	•	8006B
	Newport	318 G,H	4047	5047B,K,R,Y	8847	•	7047	•	8006B
	Newport	360 J,K,L	4047	5047B,K,R,Y	8847	•	7047	•	8006B
1977-73	Town & Country	400	4045	5045K	•	•	7045	•	•
	Town & Country	440	4045	5045K	•	•	7045	•	•
1975-73	Imperial	440	4045	5045K	•	•	7045	•	•
1972-71	All models	360	4047	5047B,K,R,Y	8847	•	7047	•	8006B
1972-66	All models	440	4072	5072K	•	•	7045	•	•
1972	All models	400	4072	5072K	•	•	7045	•	•
1971-59	All models	383	4072	5072K	•	•	7045	•	•
1966-58	All models	350, 361	4072	5072K	•	•	7045	•	•
1965-63	All models	426	4072	5072K	•	•	7045	•	•
	STD & Maxi Wedge, not HEMI								
1965-59	All models	413	4072	5072K	•	•	7045	•	•
DATSUN — SEE NISSAN									
DE TOMASO									
8 CYLINDER ENGINE									
1985-77	Pantera, w/Ford dura-spark ignition	Ford 351C	4068	5068B	•	•	•	•	•
1985-75	Pantera, w/points style dist. cap	Ford 351C	4046	5046B,K,Y	8846	•	7046	•	8005B
1974-72	Pantera	Ford 351C	4046	5046B,K,Y	8846	•	7046	•	8005B
1971-70	Mangusta	Ford 351C	4046	5046B,K,Y	8846	•	7046	•	8005B
DODGE (See page 18 for additional applications)									
4 CYLINDER ENGINE									
2000-95	Avenger, DOHC 16V	2.0L Y 1996cc	•	•	•	•	•	7961B,R,Y	•
	Stratus, DOHC 16V	2.4L X 2429cc	•	•	•	•	•	7961B,R,Y	•
1993-92	Daytona IROC, DOHC 16V turbo	2.2L A 135	•	5109R	•	•	•	•	•
1992-91	Spirit R/T, DOHC 16V turbo	2.2L A 135	•	5109R	•	•	•	•	•
1990-89	Daytona, w/turbo & Shelby turbo	2.5L J 153	4057	5057K	•	•	•	•	•
	Shadow, w/turbo	2.5L J 153	4057	5057K	•	•	•	•	•
	Spirit	2.5L K 153	4057	5057K	•	•	•	•	•
	Spirit, w/turbo	2.5L J 153	4057	5057K	•	•	•	•	•
1990-88	Dynasty	2.5L K 153	4057	5057K	•	•	•	•	•
	Omni, w/fuel injection	2.2L D 135	4057	5057K	•	•	•	•	•
	Shadow	2.5L K 153	4057	5057K	•	•	•	•	•
	Shadow, w/turbo	2.2L A,C,E 135	4057	5057K	•	•	•	•	•
1990-87	Colt, wagon Canada only	1.5L Q 92	4064	•	•	•	•	•	•
	Daytona, Shelby turbo	2.2L A,C 135	4057	5057K	•	•	•	•	•
	Shadow	2.2L D 135	4057	5057K	•	•	•	•	•

8800 series wire sets are Spiral core, 8900 series wire sets are Graphite Suppression core. Part # suffix indicates wire set color; B-blue, K-black, R-red, Y-yellow.

CUSTOM FIT WIRE SETS



MAKE/ YEAR	MODEL & NOTES	ENGINE & CODE	SUPER STOCK	SUPER STOCK SPIRAL	8.8mm	EXTREME 9000	300+ RACE WIRE	300plus THUNDER SPORT	ARMOR SHIELD
DODGE (cont)									
4 CYLINDER ENGINE (cont)									
1990-86	Daytona	2.5L K 153	4057	5057K	•	•	•	•	•
1989-86	Lancer, w/turbo	2.5L J 153	4057	5057K	•	•	•	•	•
1989-86	Aries	2.5L K 153	4057	5057K	•	•	•	•	•
	Lancer	2.5L K 153	4057	5057K	•	•	•	•	•
1989-85	Aries	2.2L D 135	4057	5057K	•	•	•	•	•
	Lancer	2.2L D 135	4057	5057K	•	•	•	•	•
	Lancer, w/turbo	2.2L A,E 135	4057	5057K	•	•	•	•	•
1988-86	600	2.5L K 153	4057	5057K	•	•	•	•	•
1988-84	600, w/turbo	2.2L E 135	4057	5057K	•	•	•	•	•
	Daytona, w/turbo	2.2L E 135	4057	5057K	•	•	•	•	•
1988-83	600	2.2L C,D 135	4057	5057K	•	•	•	•	•
1987-85	Charger, Shelby turbo	2.2L E 135	4057	5057K	•	•	•	•	•
1987-83	Omni 024, including H.O.	2.2L 8,C 135	4057	5057K	•	•	•	•	•
1987-82	Charger	2.2L B,C 135	4057	5057K	•	•	•	•	•
1987-81	Omni	2.2L B,C 135	4057	5057K	•	•	•	•	•
1986-84	Conquest, w/turbo	2.6L H,N 156	4073	•	•	•	•	•	•
	Daytona	2.2L D 135	4057	5057K	•	•	•	•	•
1986-83	Charger, Shelby H.O.	2.2L C 135	4057	5057K	•	•	•	•	•
1985-83	600, Mitsubishi engine	2.6L G 156	4064	•	•	•	•	•	•
1985-81	Aries	2.2L B,C 135	4057	5057K	•	•	•	•	•
	Aries, Mitsubishi engine	2.6L D,G 156	4064	•	•	•	•	•	•
1984-79	Colt	1.4L 2,J 86	4064	•	•	•	•	•	•
1984-78	Colt	1.6L 3,K 97	4064	•	•	•	•	•	•
1983-82	400	2.2L B,C 135	4057	5057K	•	•	•	•	•
	400, Mitsubishi engine	2.6L D,G 156	4064	•	•	•	•	•	•
	Challenger	2.6L 7 156	4073	•	•	•	•	•	•
1983-80	Omni ,VW engine	1.7L A,B 105	4057	•	•	•	•	•	•
	Omni 024,VW engine	1.7L A,B 105	4057	•	•	•	•	•	•
1982-81	Omni 024	2.2L B 135	4057	5057K	•	•	•	•	•
1981-78	Challenger	2.6L 7,F 156	4064	•	•	•	•	•	•
1979-78	Challenger	1.6L K 97	4064	•	•	•	•	•	•
	Colt	1.6L K 97	4064	•	•	•	•	•	•
	Colt	2.6L F 156	4064	•	•	•	•	•	•
1979-76	Colt	2.0L U 122	4064	•	•	•	•	•	•
6 CYLINDER ENGINE									
1996-93	Stealth R/T, DOHC 24V	3.0L J 2972cc	•	•	•	•	•	7921B,R,Y	•
	Stealth R/T turbo	3.0L K 2972cc	•	•	•	•	•	7921B,R,Y	•
	DOHC 24V Twin Turbo								
1992-91	Stealth R/T, DOHC 24V	3.0L B 2972cc	•	•	•	•	•	7921B,R,Y	•
	Stealth R/T turbo	3.0L C 2972cc	•	•	•	•	•	7921B,R,Y	•
	DOHC 24V Twin Turbo								
1983	Diplomat	3.7L H,J 225	4061	5061K	•	•	•	•	•
	Mirada	3.7L H,J 225	4061	5061K	•	•	•	•	•
1982-81	Diplomat	3.7L E,F 225	4061	5061K	•	•	•	•	•
	Mirada	3.7L E,F 225	4061	5061K	•	•	•	•	•
1981	St. Regis	3.7L E,F 225	4061	5061K	•	•	•	•	•
1980-79	Aspen	3.7L C,D 225	4061	5061K	•	•	•	•	•
	Diplomat	3.7L C,D 225	4061	5061K	•	•	•	•	•
	St. Regis	3.7L C,D 225	4061	5061K	•	•	•	•	•
1980	Mirada	3.7L C,D 225	4061	5061K	•	•	•	•	•
1978-77	Diplomat	225 C,D	4061	•	•	•	•	•	•
	Monaco	225 C,D	4061	•	•	•	•	•	•
1978-76	Aspen	225	4061	•	•	•	•	•	•
1976-73	Coronet	225	4061	•	•	•	•	•	•
	Dart	225	4061	•	•	•	•	•	•
	Swinger	225	4061	•	•	•	•	•	•
1974-73	Challenger	225	4061	•	•	•	•	•	•
	Charger	225	4061	•	•	•	•	•	•
	Dart	198	4061	•	•	•	•	•	•
	Swinger	198	4061	•	•	•	•	•	•

8800 series wire sets are Spiral core, 8900 series wire sets are Graphite Suppression core. Part # suffix indicates wire set color; B-blue, K-black, R-red, Y-yellow.



CUSTOM FIT WIRE SETS

MAKE/ YEAR	MODEL & NOTES	ENGINE & CODE	SUPER STOCK	SUPER STOCK SPIRAL	8.8mm	EXTREME 9000	300+ RACE WIRE	300plus THUNDER SPORT	ARMOR SHIELD
DODGE (cont)									
6 CYLINDER ENGINE (cont)									
1972-71	All models	198	4061	•	•	•	•	•	•
1972-60	All models	225	4061	•	•	•	•	•	•
1969-61	All models	170	4061	•	•	•	•	•	•
8 CYLINDER ENGINE									
1989-83	Diplomat	5.2L 4,PS 318	•	5107K,R	•	9010	•	•	•
1983	Mirada	5.2L 4,PS 318	•	5107K,R	•	9010	•	•	•
1982-81	Diplomat	5.2L K,L,M,N 318	•	5107K,R	•	9010	•	•	•
1982-81	Mirada	5.2L K,L,M,N 318	•	5107K,R	•	9010	•	•	•
1981	St. Regis	5.2L K,L,M,N 318	•	5107K,R	•	9010	•	•	•
1980-79	Aspen	5.2L G,H 318	•	5107K,R	•	9010	•	•	•
	Aspen	5.9L K,L 360	•	5107K,R	•	9010	•	•	•
	Diplomat	5.2L G,H 318	•	5107K,R	•	9010	•	•	•
	Mirada	5.2L G,H 318	•	5107K,R	•	9010	•	•	•
	St. Regis	5.2L G,H 318	•	5107K,R	•	9010	•	•	•
	St. Regis	5.9L K,L 360	•	5107K,R	•	9010	•	•	•
1980	Mirada	5.9L K,L 360	•	5107K,R	•	9010	•	•	•
1979	Magnum	318 G,H	•	5107K,R	•	9010	•	•	•
	Magnum	360 J,K,L	•	5107K,R	•	9010	•	•	•
1978-77	Diplomat	318 G,H	4047	5047B,K,R,Y	8847	•	7047	•	8006B
	Diplomat	360 J,K,L	4047	5047B,K,R,Y	8847	•	7047	•	8006B
1978-76	Aspen	318 G,H	4047	5047B,K,R,Y	8847	•	7047	•	8006B
	Aspen	360 J,K,L	4047	5047B,K,R,Y	8847	•	7047	•	8006B
1978-73	Charger	400 N,P	4045	5045K	•	•	7045	•	•
	Monaco	360 J,K,L	4047	5047B,K,R,Y	8847	•	7047	•	8006B
	Monaco	400 N,P	4045	5045K	•	•	7045	•	•
	Monaco	440 T,U	4045	5045K	•	•	7045	•	•
1978	Magnum	318 G,H	4047	5047B,K,R,Y	8847	•	7047	•	8006B
	Magnum	360 J,K,L	4047	5047B,K,R,Y	8847	•	7047	•	8006B
	Magnum	400 N,P	4045	5045K	•	•	7045	•	•
1976-73	Charger	318	4047	5047B,K,R,Y	8847	•	7047	•	8006B
	Charger	360	4047	5047B,K,R,Y	8847	•	7047	•	8006B
	Charger	440	4045	5045K	•	•	7045	•	•
	Coronet	318	4047	5047B,K,R,Y	8847	•	7047	•	8006B
	Coronet	360	4047	5047B,K,R,Y	8847	•	7047	•	8006B
	Coronet	400	4045	5045K	•	•	7045	•	•
	Coronet	440	4045	5045K	•	•	7045	•	•
	Dart	318	4047	5047B,K,R,Y	8847	•	7047	•	8006B
	Dart	360	4047	5047B,K,R,Y	8847	•	7047	•	8006B
	Swinger	318	4047	5047B,K,R,Y	8847	•	7047	•	8006B
	Swinger	360	4047	5047B,K,R,Y	8847	•	7047	•	8006B
1974-73	Challenger	318	4047	5047B,K,R,Y	8847	•	7047	•	8006B
	Challenger	360	4047	5047B,K,R,Y	8847	•	7047	•	8006B
1973	Challenger	340	4047	5047B,K,R,Y	8847	•	7047	•	8006B
	Charger	340	4047	5047B,K,R,Y	8847	•	7047	•	8006B
	Coronet	340	4047	5047B,K,R,Y	8847	•	7047	•	8006B
	Dart	340	4047	5047B,K,R,Y	8847	•	7047	•	8006B
	Polara	318	4047	5047B,K,R,Y	8847	•	7047	•	8006B
	Polara	360	4047	5047B,K,R,Y	8847	•	7047	•	8006B
	Polara	400	4045	5045K	•	•	7045	•	•
	Polara	440	4045	5045K	•	•	7045	•	•
	Swinger	340	4047	5047B,K,R,Y	8847	•	7047	•	8006B
1972-71	All models	360	4047	5047B,K,R,Y	8847	•	7047	•	8006B
1972-68	All models	340	4047	5047B,K,R,Y	8847	•	7047	•	8006B
1972-67	All models	318	4047	5047B,K,R,Y	8847	•	7047	•	8006B
1972-66	All models	440	4072	5072K	•	•	7045	•	•
1972	All models	400	4072	5072K	•	•	7045	•	•
1971-59	All models	383	4072	5072K	•	•	7045	•	•
1969-64	All models	273	4047	5047B,K,R,Y	8847	•	7047	•	8006B
1966-58	All models	350, 361	4072	5072K	•	•	7045	•	•
1965-63	All models	426	4072	5072K	•	•	7045	•	•
	STD & Maxi Wedge, not HEMI								
1965-59	All models	413	4072	5072K	•	•	7045	•	•

8800 series wire sets are Spiral core, 8900 series wire sets are Graphite Suppression core. Part # suffix indicates wire set color; B-blue, K-black, R-red, Y-yellow.

CUSTOM FIT WIRE SETS



MAKE/ YEAR	MODEL & NOTES	ENGINE & CODE	SUPER STOCK	SUPER STOCK SPIRAL	8.8mm	EXTREME 9000	300+ RACE WIRE	300plus THUNDER SPORT	ARMOR SHIELD
DODGE (cont)									
10 CYLINDER ENGINE									
2002-97	Viper R/T I0	8.0L E 488	.	.	.	9055	.	.	.
2002-96	Viper GTS Coupe	8.0L E 488	.	.	.	9055	.	.	.
1996-92	Viper R/T I0	8.0L E 488	.	.	.	9035	.	.	.
DODGE TRUCK (See page 18 for additional applications)									
4 CYLINDER ENGINE									
2000-96	Caravan, DOHC I6V	2.4L X 2429cc	7961B,R,Y	.
	Dakota, Magnum	2.46L I50	.	5133R
1990-89	Caravan, w/turbo	2.5L J 153	4057	5057K
	Dakota	2.5L G,K 153	4057	5057K
	Mini Ram Van, w/turbo	2.5L J 153	4057	5057K
1990-87	Caravan	2.5L K 153	4057	5057K
1990-86	Mini Ram Van	2.5L K 153	4057	5057K
1989-87	Power Ram 50	2.6L E 156	4073
	Raider	2.6L E 156	4073
	Ram 50	2.6L E 156	4073
1989-85	Power Ram 50	2.0L A 122	4064
1989-83	Ram 50	2.0L A 122	4064
1988-86	Dakota	2.2L 135	4057	5057K
1987-84	Caravan	2.2L C 135	4057	5057K
	Caravan, Mitsubishi engine	2.6L G 156	4064
	Mini Ram Van	2.2L C 135	4057	5057K
	Mini Ram Van, Mitsubishi engine	2.6L G 156	4064
1986-85	Power Ram 50	2.6L E 156	4064
1986-83	Ram 50	2.6L 7,E 156	4064
1984-82	Rampage	2.2L B,C 135	4057	5057K
1982-79	D50 Pickup	2.0L 5,U 122	4064
	D50 Pickup	2.6L 7,E 156	4064
6 CYLINDER ENGINE									
2001-94	R 1500-2500 Pickup, Magnum	3.9L X 239	.	.	.	9039	.	.	.
2002-92	B 150-250 Van & Chassis, Magnum	3.9L X 239	.	.	.	9039	.	.	.
	Dakota, Magnum	3.9L X 239	.	.	.	9039	.	.	.
1999-98	Durango, Magnum	3.9L X 239	.	.	.	9039	.	.	.
1993-92	D,W 150-250 Pickup, Magnum	3.9L X 239	.	.	.	9039	.	.	.
1991-88	B 150-250 Van & Chassis	3.9L X 239	4096
	w/throttle body injection								
	D,W 150-250 Pickup	3.9L X 239	4096
	w/throttle body injection								
	Dakota, w/throttle body injection	3.9L X 239	4096
1987-86	Dakota, w/2BBL carb	3.9L H 239	4096
1987-81	B 150-250 Van & Chassis	3.7L E,H 225	.	5061K
	D,W 150-250 Pickup	3.7L E,H 225	.	5061K
1980-79	B 100-300 Van & Chassis	3.7L B,N 225	.	5061K
	D,W 100-300 Pickup	3.7L B,N 225	.	5061K
	Ramcharger	3.7L N 225	.	5061K
1978-74	B 100-300 Van	225	4061
	D,W 100-300 Pickup	225	4061
	Ramcharger	225	4061
1973-70	All models	198	4061
1973-61	All models	225	4061
1969-61	All models	170	4061
8 CYLINDER ENGINE									
2001-99	All Models Magnum	5.2L 318	.	.	.	9060	.	.	.
2002-99	All Models Magnum	5.9L 360	.	.	.	9060	.	.	.
1998-94	R 1500-2500 Pickup, Magnum	5.2L Y 318	.	.	.	9023	.	.	.
	R 1500-3500 Pickup	5.9L 5,Z 360	.	.	.	9023	.	.	.
	Magnum LT & HD emissions								
1998-93	B 250-350 Van & Chassis	5.9L 5,Z 360	.	.	.	9023	.	.	.
	Magnum LT & HD emissions								

8800 series wire sets are Spiral core, 8900 series wire sets are Graphite Suppression core. Part # suffix indicates wire set color; B-blue, K-black, R-red, Y-yellow.



CUSTOM FIT WIRE SETS

MAKE/ YEAR	MODEL & NOTES	ENGINE & CODE	SUPER STOCK	SUPER STOCK SPIRAL	8.8mm	300plus EXTREME 9000	300+ RACE WIRE	THUNDER SPORT	ARMOR SHIELD
DODGE TRUCK (cont)									
8 CYLINDER ENGINE (cont)									
1998-92	B 150-350 Van & Chassis, Magnum Dakota, Magnum	5.2LY 318 5.2LY 318	•	•	•	9023	•	•	•
1998	Durango, Magnum	5.2LY 318	•	•	•	9023	•	•	•
	Durango, Magnum LT emissions	5.9L 5 360	•	•	•	9023	•	•	•
1993-92	D,W 150-350 Pickup, Magnum	5.2LY 318	•	•	•	9023	•	•	•
	Ramcharger, Magnum	5.2LY 318	•	•	•	9023	•	•	•
1993	D,W 150-350 Pickup	5.9L 5,Z 360	•	•	•	9023	•	•	•
	Magnum LT & HD emissions								
	Ramcharger	5.9L 5,Z 360	•	•	•	9023	•	•	•
	Magnum LT & HD emissions								
1992-89	B 250-350 Van & Chassis w/throttle body injection	5.9L 5,Z 360	•	5107K,R	•	9010	•	•	•
	D,W 150-350 Pickup w/throttle body injection	5.9L 5,Z 360	•	5107K,R	•	9010	•	•	•
	Ramcharger	5.9L 5 360	•	5107K,R	•	9010	•	•	•
	w/throttle body injection								
1991-88	B 150-350 Van & Chassis w/throttle body injection	5.2LY 318	•	5107K,R	•	9010	•	•	•
	D,W 150-350 Pickup w/throttle body injection	5.2LY 318	•	5107K,R	•	9010	•	•	•
	Ramcharger	5.2LY 318	•	5107K,R	•	9010	•	•	•
	w/throttle body injection	•							
1991	Dakota	5.2LY 318	•	5107K,R	•	9010	•	•	•
	w/throttle body injection	•							
1989	Dakota, Shelby	5.2LY 318	•	5107K,R	•	9010	•	•	•
1988-86	B 250-350 Van & Chassis	5.9L 1,5,W 360	•	5107K,R	•	9010	•	•	•
	D,W 150-350 Pickup	5.9L W 360	•	5107K,R	•	9010	•	•	•
	Ramcharger	5.9L W 360	•	5107K,R	•	9010	•	•	•
1987-83	B 150-350 Van & Chassis	5.2L T,U 318	•	5107K,R	•	9010	•	•	•
	D,W 150-350 Pickup	5.2L T,U 318	•	5107K,R	•	9010	•	•	•
	Ramcharger	5.2L T,U 318	•	5107K,R	•	9010	•	•	•
1985-82	B 250-350 Van & Chassis	5.9L 1,W 360	•	5107K,R	•	9010	•	•	•
	D,W 150-350 Pickup	5.9L 1,W 360	•	5107K,R	•	9010	•	•	•
	Ramcharger	5.9L W 360	•	5107K,R	•	9010	•	•	•
1982-81	B 150-350 Van & Chassis	5.2L P,R 318	•	5107K,R	•	9010	•	•	•
	D,W 150-350 Pickup	5.2L P,R 318	•	5107K,R	•	9010	•	•	•
	Ramcharger	5.2L P,R 318	•	5107K,R	•	9010	•	•	•
1981-80	M,R 350 Van & RV chassis	5.9L T 360	•	5107K,R	•	9010	•	•	•
	Motor Home Chassis	5.9L T 360	•	5107K,R	•	9010	•	•	•
1981	B 250-350 Van & Chassis	5.9L T 360	•	5107K,R	•	9010	•	•	•
	D,W 150-350 Pickup	5.9L T 360	•	5107K,R	•	9010	•	•	•
	Ramcharger	5.9L T 360	•	5107K,R	•	9010	•	•	•
1980-79	B 100-300 Van & Chassis	5.2L E,P 318	•	5107K,R	•	9010	•	•	•
	B 200-300 Van & Chassis	5.9L F,T 360	•	5107K,R	•	9010	•	•	•
	D,W 100-300 Pickup	5.2L E,P 318	•	5107K,R	•	9010	•	•	•
	D,W 100-300 Pickup	5.9L F,T 360	•	5107K,R	•	9010	•	•	•
	M,R 300 Van & RV chassis	7.2L A 440-3	•	•	•	9007	•	•	•
	Motor Home Chassis	7.2L A 440-3	•	•	•	9007	•	•	•
	Ramcharger	5.2L E,P 318	•	5107K,R	•	9010	•	•	•
	Ramcharger	5.9L F,T 360	•	5107K,R	•	9010	•	•	•
1978-73	B 100-300 Van & Chassis	318 E	4047	5047B,K,R,Y	8847	•	7047	•	8006B
	B 100-300 Van & Chassis	360 F	4047	5047B,K,R,Y	8847	•	7047	•	8006B
	D,W 100-300 Pickup	318 E	4047	5047B,K,R,Y	8847	•	7047	•	8006B
	D,W 100-300 Pickup	360 F	4047	5047B,K,R,Y	8847	•	7047	•	8006B
	D,W 100-300 Pickup	400 J	4045	5045K	•	9007	•	•	•
	D,W 100-300 Pickup	440 D	4045	5045K	•	9007	•	•	•
	M,R 300 Van & RV Chassis	440-3	•	•	•	9007	•	•	•
	Motor Home Chassis	440-3	•	•	•	9007	•	•	•
	Ramcharger	318 E	4047	5047B,K,R,Y	8847	•	7047	•	8006B
	Ramcharger	360 F	4047	5047B,K,R,Y	8847	•	7047	•	8006B
	Ramcharger	400 J	4045	5045K	•	9007	•	•	•
	Ramcharger	440 D	4045	5045K	•	9007	•	•	•

8800 series wire sets are Spiral core, 8900 series wire sets are Graphite Suppression core. Part # suffix indicates wire set color; B-blue, K-black, R-red, Y-yellow.

CUSTOM FIT WIRE SETS



MAKE/ YEAR	MODEL & NOTES	ENGINE & CODE	SUPER STOCK	SUPER STOCK SPIRAL	8.8mm	EXTREME 9000	300+ RACE WIRE	300plus THUNDER SPORT	ARMOR SHIELD
DODGE TRUCK (cont)									
8 CYLINDER ENGINE (cont)									
1972-67	All models	318	4047	5047B,K,R,Y	8847	•	7047	•	8006B
1972-60	All models	413	4072	5072K	•	•	7045	•	•
1972	All models	360	4047	5047B,K,R,Y	8847	•	7047	•	8006B
	All models	400	4072	5072K	•	•	7045	•	•
1971-67	All models	383	4072	5072K	•	•	7045	•	•
1968-61	All models	361	4072	5072K	•	•	7045	•	•
1967-64	All models	273	4047	5047B,K,R,Y	8847	•	7047	•	8006B
10 CYLINDER ENGINE									
2001-94	R 2500HD-3500 Pickup Magnum V10	8.0L W 488	•	•	•	9025	•	•	•
DODGE MD									
6 CYLINDER ENGINE									
1981-79	All 500 Series	3.7L 225	•	5061K	•	•	•	•	•
1978-63	All 400-600 Series	170, 225	4061	•	•	9007	•	•	•
8 CYLINDER ENGINE									
1981-79	All 400-700 Series	5.2L 318	•	5107K,R	•	9010	•	•	•
	All 400-700 Series	5.9L 360	•	5107K,R	•	9010	•	•	•
1978-72	All 400-700 Series	360	4047	5047B,K,R,Y	8847	•	7047	•	8006B
1978-67	All 400-700 Series	318	4047	5047B,K,R,Y	8847	•	7047	•	8006B
1977-60	All 500-800 Series	361	•	•	•	9007	•	•	•
	All 700-1000 Series	413	•	•	•	9007	•	•	•
EAGLE									
4 CYLINDER ENGINE									
1998-95	Talon, DOHC 16V	2.0L Y 1996cc	•	•	•	•	•	7961B,R,Y	•
1998-95	Talon Turbo, DOHC 16V turbo	2.0L F 1997cc	•	•	•	•	•	7920B,R,Y	•
1994-93	Talon, DOHC 16V	2.0L E 1997cc	•	•	•	•	•	7920B,R,Y	•
	Talon Turbo, DOHC 16V turbo	2.0L F 1997cc	•	•	•	•	•	7920B,R,Y	•
1992-90	Talon, DOHC 16V	2.0L R 1997cc	•	•	•	•	•	7920B,R,Y	•
	Talon Turbo, DOHC 16V turbo	2.0L U 1997cc	•	•	•	•	•	7920B,R,Y	•
1990-89	Summit, DOHC 16V	1.6L Y 1589cc	•	•	•	•	•	7920B,R,Y	•
1989-88	Premier	2.46L H,Z 150	•	5118K	•	•	•	•	•
FORD (See page 18 for additional applications)									
4 CYLINDER ENGINE									
1993-91	Mustang, w/twin plug heads	2.3L M 140	•	5132B	•	•	•	•	•
1990-87	Mustang, w/EFI	2.3L A 140	4058	5058B	•	•	•	•	•
1988-87	Thunderbird	2.3L T 140	4058	5058B	•	•	•	•	•
	Intercooled Turbo Super Coupe								
1986-84	Mustang, SVO w/intercooled turbo	2.3L T 140	4058	5058B	•	•	•	•	•
1986-83	LTD II, carb w/ & wo/EEC-IV	2.3L A 140	4058	5058B	•	•	•	•	•
	Mustang, carb w/ & wo/EEC-IV	2.3L A 140	4058	5058B	•	•	•	•	•
	Thunderbird, turbo super coupe	2.3L W 140	4058	5058B	•	•	•	•	•
1984-83	Mustang, turbo w/fuel injection	2.3L W 140	4058	5058B	•	•	•	•	•
1983-78	Fairmont	2.3L A,Y 140	4058	5058B	•	•	•	•	•
1982-81	Granada	2.3L A 140	4058	5058B	•	•	•	•	•
1982-80	Mustang	2.3L A 140	4058	5058B	•	•	•	•	•
1980-79	Mustang, turbo w/carb	2.3L W 140	4058	5058B	•	•	•	•	•
1980-77	Pinto	2.3L A,Y 140	4058	5058B	•	•	•	•	•
1979-77	Mustang	2.3L Y 140	4058	5058B	•	•	•	•	•
6 CYLINDER ENGINE									
1999-94	Mustang	3.8L 4 232	•	5136B	•	•	•	•	•
1997-94	Thunderbird	3.8L 4 232	•	5136B	•	•	•	•	•
	wo/supercharger Calif. only								
1995-93	Taurus	3.2L P 195	•	5119K	•	•	•	•	•
	SHO DOHC 24V w/auto trans								
	Taurus	3.0L Y 182	•	5119K	•	•	•	•	•
	SHO DOHC 24V w/manual trans								
1995-89	Thunderbird, w/Supercharger	3.8L R 232	•	•	•	9030	•	•	•
1995-86	Taurus, except SHO	3.0L U 182	•	5127B	•	•	•	•	•
1994-92	Tempo	3.0L U 182	•	5127B	•	•	•	•	•

8800 series wire sets are Spiral core, 8900 series wire sets are Graphite Suppression core. Part # suffix indicates wire set color; B-blue, K-black, R-red, Y-yellow.



CUSTOM FIT WIRE SETS

MAKE/ YEAR	MODEL & NOTES	ENGINE & CODE	SUPER STOCK	SUPER STOCK SPIRAL	8.8mm	EXTREME 9000	300+ RACE WIRE	300plus THUNDER SPORT	ARMOR SHIELD
FORD (cont)									
6 CYLINDER ENGINE (cont)									
1992-90	Probe	3.0L U 182	.	5127B
1992-89	Taurus, SHO DOHC 24V	3.0L Y 182	.	5119K
1976-75	Granada	200	4060
	Granada	250	4060
1976-75	Maverick	200	4060
	Maverick	250	4060
1974-69	All models	250	4060
1974-63	All models	200	4060
1972-61	All models	170	4060
1964-60	All models	144	4060
1964-52	All models	215, 223	4060
8 CYLINDER ENGINE									
1998-96	Mustang, Cobra DOHC 32V	4.6L V 281	.	5141B	.	.	7141A	.	.
1998-94	Mustang, Saleen S-351, S-351 RS	5.8L 351W	.	.	.	9040	7054	.	.
1997-96	Mustang, SOHC	4.6L X 281	.	5139B	.	.	7139	.	.
1997-94	Thunderbird, SOHC	4.6L W 281	.	5137B
1997-92	Crown Victoria, SOHC	4.6L W 281	.	5137B
1995-94	Mustang	5.0L T 302	.	.	.	9040	7054	.	.
1995	Mustang	5.8L 351W	.	.	.	9040	7054	.	.
	Corba R w/H.O. GT-40 351W								
1994	Mustang, Corba	5.0L D 302	.	.	.	9040	7054	.	.
1993-91	Thunderbird	5.0L T 302	.	.	.	9040	7054	.	.
1993-89	Mustang	5.0L E 302	4056	5056B	8854/8954	9022	7054	.	.
1993	Mustang, Corba	5.0L D 302	4056	5056B	8854/8954	9022	7054	.	.
1991-87	Crown Victoria	5.0L F 302	4054	5054B,K,R	8854/8954	9022	7054	.	.
1991-83	Crown Victoria, wo/EEC-IV	5.8L G 351W	4069	5069B,Y	8869	.	7069	.	.
1988-86	Mustang, w/Multi-port fuel injection	5.0L E 302	4056	5056B	8854/8954	9022	7054	.	.
	Thunderbird	5.0L F 302	4054	5054B,K,R	8854/8954	9022	7054	.	.
1985-84	Crown Victoria, w/EEC-IV	5.0L F 302	4054	5054B,K,R	8854/8954	9022	7054	.	.
	Crown Victoria, wo/EEC-IV	5.0L F 302	4069	5069B,Y	8869	.	7069	.	.
	LTD, LX w/H.O. fuel injection	5.0L F 302	4056	5056B	.	9022	7054	.	.
	Mustang, automatic, fuel inj. (EEC-IV)	5.0L F 302	4056	5056B	8854/8954	9022	7054	.	.
	Mustang	5.0L M 302	4069	5069B,Y	8869	.	7069	.	.
	manual, 4bbl carb (wo/EEC-IV)								
	Thunderbird, w/carb (wo/EEC-IV)	5.0L F 302	4069	5069B,Y	8869	.	7069	.	.
	Thunderbird	5.0L F 302	4054	5054B,K,R	8854/8954	9022	7054	.	.
	w/fuel injection (w/EEC-IV)								
1983-82	Mustang, w/2bbl carb	5.0L F 302	4069	5069B,Y	8869	.	7069	.	.
1983-80	Thunderbird	5.0L F 302	4069	5069B,Y	8869	.	7069	.	.
1983	Crown Victoria	5.0L F 302	4069	5069B,Y	8869	.	7069	.	.
1982-81	LTD, Crown Victoria	4.2L D 255	4069	5069B,Y	8869	.	7069	.	.
1982-80	Fairmont	4.2L D 255	4069	5069B,Y	8869	.	7069	.	.
	LTD, Crown Victoria	5.0L F 302	4069	5069B,Y	8869	.	7069	.	.
	Mustang	4.2L D 255	4069	5069B,Y	8869	.	7069	.	.
	Thunderbird	4.2L D 255	4069	5069B,Y	8869	.	7069	.	.
1982-79	LTD, Crown Victoria	5.8L G 351W	4069	5069B,Y	8869	.	7069	.	.
1981-80	Granada	4.2L D 255	4069	5069B,Y	8869	.	7069	.	.
1980	Fairmont	5.0L F 302	4069	5069B,Y	8869	.	7069	.	.
	Futura	4.2L D 255	4069	5069B,Y	8869	.	7069	.	.
	Futura	5.0L F 302	4069	5069B,Y	8869	.	7069	.	.
	Granada	5.0L F 302	4069	5069B,Y	8869	.	7069	.	.
1979-77	Granada	302	4052	.	8852	.	7052	.	.
	LTD II	302	4052	.	8852	.	7052	.	.
	LTD II	351M	4068	5068B
	Mustang	302	4052	.	8852	.	7052	.	.
	Thunderbird	351M	4068	5068B
1979	LTD II	351W	4069	5069B,Y	8869	.	7069	.	.
	Thunderbird	351W	4069	5069B,Y	8869	.	7069	.	.
1978-77	Granada	351W	4052	.	8852	.	7052	.	.
	LTD	351M	4068	5068B
	LTD	351W	4052	.	8852	.	7052	.	.
	LTD	400	4068	5068B
	LTD II	351W	4052	.	8852	.	7052	.	.
	LTD II	400	4068	5068B

8800 series wire sets are Spiral core, 8900 series wire sets are Graphite Suppression core. Part # suffix indicates wire set color; B-blue, K-black, R-red, Y-yellow.

CUSTOM FIT WIRE SETS



MAKE/ YEAR	MODEL & NOTES	ENGINE & CODE	SUPER STOCK	SUPER STOCK SPIRAL	8.8mm	EXTREME 9000	300+ RACE WIRE	300plus THUNDER SPORT	ARMOR SHIELD
FORD (cont)									
8 CYLINDER ENGINE (cont)									
1978-77	Thunderbird	351W	4052	•	8852	•	7052	•	•
	Thunderbird	400	4068	5068B	•	•	•	•	•
1977	LTD	302	4052	•	8852	•	7052	•	•
	LTD	460	4052	•	8852	•	7052	•	•
	Maverick	302	4052	•	8852	•	7052	•	•
	Thunderbird	302	4052	•	8852	•	7052	•	•
1976-75	Elite	351M	4046	5046B,K,Y	8846	•	7046	•	8005B
	Elite	351W	4047	5047B,K,R,Y	8847	•	7047	•	8004B
	Elite	400	4046	5046B,K,Y	8846	•	7046	•	8005B
	Elite	460	4046	5046B,K,Y	8846	•	7046	•	8005B
	Granada	302	4047	5047B,K,R,Y	8847	•	7047	•	8004B
	Granada	351W	4047	5047B,K,R,Y	8847	•	7047	•	8004B
	LTD	351W	4047	5047B,K,R,Y	8847	•	7047	•	8004B
	LTD	400	4046	5046B,K,Y	8846	•	7046	•	8005B
	Maverick	302	4047	5047B,K,R,Y	8847	•	7047	•	8004B
	Mustang	302	4047	5047B,K,R,Y	8847	•	7047	•	8004B
	Thunderbird	460	4046	5046B,K,Y	8846	•	7046	•	8005B
	Torino	302	4047	5047B,K,R,Y	8847	•	7047	•	8004B
	Torino	351M	4046	5046B,K,Y	8846	•	7046	•	8005B
	Torino	351W	4047	5047B,K,R,Y	8847	•	7047	•	8004B
	Torino	400	4046	5046B,K,Y	8846	•	7046	•	8005B
	Torino	460	4046	5046B,K,Y	8846	•	7046	•	8005B
1974-72	All models	460	4046	5046B,K,Y	8846	•	7046	•	8005B
1974-71	All models	400C	4046	5046B,K,Y	8846	•	7046	•	8005B
1974-70	All models, Cleveland	351C, CJ, BOSS	4046	5046B,K,Y	8846	•	7046	•	8005B
1974-69	All models, Windsor	351W	4047	5047B,K,R,Y	8847	•	7047	•	8004B
1974-68	All models, except BOSS 302	302	4047	5047B,K,R,Y	8847	•	7047	•	8004B
1973-68	All models, except BOSS 429	429, CJ, SCJ	4046	5046B,K,Y	8846	•	7046	•	8005B
1971-69	All models, BOSS 302	302 BOSS	4046	5046B,K,Y	8846	•	7046	•	8005B
1971-61	All models	390, 406	4046	5046B,K,Y	8846	•	7046	•	8005B
1970-66	All models	428, CJ	4046	5046B,K,Y	8846	•	7046	•	8005B
1968-64	All models	427	4046	5046B,K,Y	8846	•	7046	•	8005B
1968-63	All models	289	4047	5047B,K,R,Y	8847	•	7047	•	8004B
1966-58	All models	352	4046	5046B,K,Y	8846	•	7046	•	8005B
1964-62	All models	221, 260	4047	5047B,K,R,Y	8847	•	7047	•	8004B
1960-58	All models	332, 410, 430	4046	5046B,K,Y	8846	•	7046	•	8005B
FORD TRUCKS									
4 CYLINDER ENGINE									
2000-98	Ranger, w/twin plug head	2.5L C 156	•	5132B	•	•	•	•	•
1997-91	Ranger, w/twin plug head	2.3L A 140	•	5132B	•	•	•	•	•
1990-89	Ranger, w/single plug head	2.3L A 140	4058	5058B	•	•	•	•	•
	Ranger, w/twin plug head	2.3L A 140	•	5132B	•	•	•	•	•
1988-85	Ranger, w/fuel injection	2.3L A 140	4058	5058B	•	•	•	•	•
1988-83	Ranger	2.0L C 122	4058	5058B	•	•	•	•	•
1987-86	Aerostar	2.3L A 140	4058	5058B	•	•	•	•	•
1986-85	Bronco II, w/fuel injection	2.3L A 140	4058	5058B	•	•	•	•	•
1984-83	Ranger, w/carb	2.3L A 140	4058	5058B	•	•	•	•	•
1984	Bronco II, w/carb	2.3L A 140	4058	5058B	•	•	•	•	•
6 CYLINDER ENGINE									
2000-97	F 150 Pickup	4.2L 2 256	•	•	•	9048	•	•	•
1998-91	Aerostar	4.0L X 244	•	•	•	9032	•	•	•
1996-91	Explorer	4.0L X 244	•	•	•	9032	•	•	•
1996-90	E 150-350 Van	4.9L Y 300	•	5124B	•	•	•	•	•
	E 350 Van Chassis, RV	4.9L Y 300	•	5124B	•	•	•	•	•
	F 150-350 Pickup	4.9L Y 300	•	5124B	•	•	•	•	•
	Ranger	4.0L X 244	•	•	•	9032	•	•	•
1994-91	Ranger	3.0L U 183	•	5127B	•	•	•	•	•
1994-86	Aerostar	3.0L U 183	•	5127B	•	•	•	•	•

8800 series wire sets are Spiral core, 8900 series wire sets are Graphite Suppression core. Part # suffix indicates wire set color; B-blue, K-black, R-red, Y-yellow.



CUSTOM FIT WIRE SETS

MAKE/ YEAR	MODEL & NOTES	ENGINE & CODE	SUPER STOCK	SUPER STOCK SPIRAL	8.8mm	EXTREME 9000	300+ RACE WIRE	300plus THUNDER SPORT	ARMOR SHIELD
FORD TRUCKS (cont)									
6 CYLINDER ENGINE (cont)									
1992-90	Bronco	4.9L Y 300	•	5124B	•	•	•	•	•
1992-86	Ranger, w/fuel injection	2.9L F 177	•	5122B	•	•	•	•	•
1990-86	Bronco II, w/fuel injection	2.9L T 177	•	5122B	•	•	•	•	•
1989-87	Bronco, w/fuel injection	4.9L Y 300	•	5124B	•	•	•	•	•
	E 150-350 Van, w/fuel injection	4.9L Y 300	•	5124B	•	•	•	•	•
	E 350 Van Chassis, RV, w/fuel injection	4.9L Y 300	•	5124B	•	•	•	•	•
	F 150-350 Pickup, w/fuel injection	4.9L Y 300	•	5124B	•	•	•	•	•
1986-84	Bronco, w/EEC-IV	4.9L Y 300	•	5124B	•	•	•	•	•
	E 150-350 Van, w/EEC-IV	4.9L Y 300	•	5124B	•	•	•	•	•
	E 150-350 Van, wo/EECIV	4.9L Y 300	•	5124B	•	•	•	•	•
	E 350 Van Chassis, RV, w/EEC-IV	4.9L Y 300	•	5124B	•	•	•	•	•
	E 350 Van Chassis, RV, wo/EECIV	4.9L Y 300	•	5124B	•	•	•	•	•
	F 150-350 Pickup, w/EEC-IV	4.9L Y 300	•	5124B	•	•	•	•	•
	F 150-350 Pickup, wo/EEC-IV	4.9L Y 300	•	5124B	•	•	•	•	•
1986-83	Bronco, wo/EEC-IV	4.9L Y 300	•	5124B	•	•	•	•	•
1985-84	Bronco II, w/carb	2.8L S 171	•	5122B	•	•	•	•	•
1985-83	Ranger, w/carb	2.8L S 171	•	5122B	•	•	•	•	•
1983	E 100-350 Van	4.9L Y 300	•	5124B	•	•	•	•	•
	E 350 Van Chassis, RV	4.9L Y 300	•	5124B	•	•	•	•	•
	F 100-350 Pickup	4.9L Y 300	•	5124B	•	•	•	•	•
1982-80	Bronco	4.9L E 300	•	5124B	•	•	•	•	•
	E 100-350 Van	4.9L E 300	•	5124B	•	•	•	•	•
	E 350 Van Chassis, RV	4.9L E 300	•	5124B	•	•	•	•	•
	F 100-350 Pickup	4.9L E 300	•	5124B	•	•	•	•	•
1979-77	E 100-350 Van	4.9L B 300	•	5124B	•	•	•	•	•
	E 250-350 Van Chassis, RV	4.9L B 300	•	5124B	•	•	•	•	•
	F 100-350 Pickup	4.9L B 300	•	5124B	•	•	•	•	•
1976-75	E 100-350 Van	300	4061	•	•	•	•	•	•
	E 100-350 Van Chassis, RV	300	4061	•	•	•	•	•	•
	F 100-350 Pickup	300	4061	•	•	•	•	•	•
1974-73	All models	200	4060	•	•	•	•	•	•
1974-65	All models	240	4061	•	•	•	•	•	•
	All models	300	4061	•	•	•	•	•	•
1970-60	All models	144, 170	4060	•	•	•	•	•	•
1964-52	All models	215, 223, 262	4060	•	•	•	•	•	•
8 CYLINDER ENGINE									
1999-97	E 150-250 Van, SOHC Triton	4.6L W,6 281	•	5137B	•	•	•	•	•
	Expedition, SOHC Triton	4.6L W,6 281	•	5137B	•	•	•	•	•
	F 150-250 Pickup, SOHC Triton	4.6L W,6 281	•	5137B	•	•	•	•	•
1997-96	Explorer	5.0L P 302	•	•	•	9047	•	•	•
	F 150-350 Pickup	5.8L H 351W	•	5056B	•	9022	7054	•	•
	w/mutli-port fuel injection								
1997-90	F 450 Super Duty Chassis	7.5L G 460	4056	5056B	8854/8954	9022	7054	•	•
	w/mutli-port fuel injection								
1997-88	F 250-350 Pickup	7.5L G 460	4056	5056B	8854/8954	9022	7054	•	•
	w/mutli-port fuel injection								
1996-94	Bronco	5.0L N 302	•	5056B	8854/8954	9022	7054	•	•
	w/mutli-port fuel injection								
	E 150-250 Van	5.0L N 302	•	5056B	8854/8954	9022	7054	•	•
	w/mutli-port fuel injection								
	F 150-250 Pickup	5.0L N 302	•	5056B	8854/8954	9022	7054	•	•
	w/mutli-port fuel injection								
1996-88	Bronco	5.8L H 351W	•	5056B	•	9022	7054	•	•
	w/mutli-port fuel injection								
	E 150-350 Van	5.8L H 351W	•	5056B	•	9022	7054	•	•
	w/mutli-port fuel injection								
	E 250-350 Van	7.5L G 460	4056	5056B	8854/8954	9022	7054	•	•
	w/mutli-port fuel injection								
	E 350 Van Chassis, RV	5.8L H 351W	•	5056B	•	9022	7054	•	•
	w/mutli-port fuel injection								

8800 series wire sets are Spiral core, 8900 series wire sets are Graphite Suppression core. Part # suffix indicates wire set color; B-blue, K-black, R-red, Y-yellow.

CUSTOM FIT WIRE SETS



MAKE/ YEAR	MODEL & NOTES	ENGINE & CODE	SUPER STOCK	SUPER STOCK SPIRAL	8.8mm	EXTREME 9000	300+ RACE WIRE	300plus THUNDER SPORT	ARMOR SHIELD
FORD TRUCKS (cont)									
8 CYLINDER ENGINE (cont)									
1996-88	E 350 Van Chassis, RV w/multi-port fuel injection	7.5L G 460	4056	5056B	8854/8954	9022	7054	•	•
1995-93	F 150 Lightning, H.O. GT-40 351W	5.8L R 351W	•	•	•	9040	7054	•	•
	F 150-350 Pickup, except Lightning	5.8L H 351W	•	5056B	•	9022	7054	•	•
1993-88	Bronco w/multi-port fuel injection	5.0L N 302	4056	5056B	8854/8954	9022	7054	•	•
	E 150-250 Van w/multi-port fuel injection	5.0L N 302	4056	5056B	8854/8954	9022	7054	•	•
	F 150-250 Pickup w/multi-port fuel injection	5.0L N 302	4056	5056B	8854/8954	9022	7054	•	•
1992-88	F 150-350 Pickup w/multi-port fuel injection	5.8L H 351W	•	5056B	•	9022	7054	•	•
1987-86	Bronco, w/fuel injection	5.0L N 302	4054	5054B,K,R,Y	8854/8954	9022	7054	•	•
	E 150-250 Van, w/fuel injection	5.0L N 302	4054	5054B,K,R,Y	8854/8954	9022	7054	•	•
	F 150-250 Pickup, w/fuel injection	5.0L N 302	4054	5054B,K,R,Y	8854/8954	9022	7054	•	•
1987-83	Bronco 2BBL & 4BBL carb w/EEC-IV	5.8L G,H 351W	4056	5056B	•	9022	7054	•	•
	Bronco 2BBL & 4BBL carb wo/EEC-IV	5.8L G,H 351W	4069	5069B,Y	8869	•	7069	•	•
	E 150-350 Van 2BBL & 4BBL carb w/EEC-IV	5.8L G,H 351W	4056	5056B	•	9022	7054	•	•
	E 150-350 Van 2BBL & 4BBL carb wo/EEC-IV	5.8L G,H 351W	4069	5069B,Y	8869	•	7069	•	•
	E 350 Van Chassis, RV 2BBL & 4BBL carb w/EEC-IV	5.8L G,H 351W	4056	5056B	•	9022	7054	•	•
	E 350 Van Chassis, RV 2BBL & 4BBL carb wo/EEC-IV	5.8L G,H 351W	4069	5069B,Y	8869	•	7069	•	•
	F 150-350 Pickup 2BBL & 4BBL carb w/EEC-IV	5.8L G,H 351W	4056	5056B	•	9022	7054	•	•
	F 150-350 Pickup 2BBL & 4BBL carb wo/EEC-IV	5.8L G,H 351W	4069	5069B,Y	8869	•	7069	•	•
1987-80	E 250-350 Van, w/4BBL carb	7.5L L 460	4052	•	8852	•	7052	•	•
	E 350 Van Chassis, RV, w/4BBL carb	7.5L L 460	4052	•	8852	•	7052	•	•
	F 250-350 Pickup, w/4BBL carb	7.5L L 460	4052	•	8852	•	7052	•	•
1985-83	Bronco, w/EEC-IV	5.0L F 302	4054	5054B,K,R,Y	8854/8954	9022	7054	•	•
	Bronco, wo/EEC-IV	5.0L F 302	4069	5069B,Y	8869	•	7069	•	•
	E 100-250 Van, w/EEC-IV	5.0L F 302	4054	5054B,K,R,Y	8854/8954	9022	7054	•	•
	E 100-250 Van, wo/EEC-IV	5.0L F 302	4069	5069B,Y	8869	•	7069	•	•
	F 100-250 Pickup, w/EEC-IV	5.0L F 302	4054	5054B,K,R,Y	8854/8954	9022	7054	•	•
	F 100-250 Pickup, wo/EEC-IV	5.0L F 302	4069	5069B,Y	8869	•	7069	•	•
1982-81	F 100-150 Pickup	4.2L D 255	4069	5069B,Y	8869	•	7069	•	•
1982-80	Bronco	5.0L F 302	4069	5069B,Y	8869	•	7069	•	•
	Bronco	5.8L G 351W	4069	5069B,Y	8869	•	7069	•	•
	E 100-250 Van	5.0L F 302	4069	5069B,Y	8869	•	7069	•	•
	F 100-250 Pickup	5.0L F 302	4069	5069B,Y	8869	•	7069	•	•
1982-79	E 100-350 Van	5.8L G 351W	4069	5069B,Y	8869	•	7069	•	•
	E 350 Van Chassis, RV	5.8L G 351W	4069	5069B,Y	8869	•	7069	•	•
	F 100-350 Pickup	5.8L G 351W	4069	5069B,Y	8869	•	7069	•	•
1982-77	E 100-350 Van	6.6L Z 400	4068	5068B	•	•	•	•	•
	F 100-350 Pickup	6.6L Z 400	4068	5068B	•	•	•	•	•
1981-77	E 100-350 Van	5.8L H 351M	4068	5068B	•	•	•	•	•
	E 250-350 Van Chassis, RV	5.8L H 351M	4068	5068B	•	•	•	•	•
	F 100-350 Pickup	5.8L H 351M	4068	5068B	•	•	•	•	•
1979-78	Bronco	400	4068	5068B	•	•	•	•	•
1979-77	E 250-350 Van	460	4052	•	8852	•	7052	•	•
	E 250-350 Van Chassis, RV	460	4052	•	8852	•	7052	•	•
	F 100-350 Pickup	460	4052	•	8852	•	7052	•	•
	Ranchero	351M	4068	5068B	•	•	•	•	•
1979	Bronco	351M	4068	5068B	•	•	•	•	•
	E 100-250 Van	302	4069	5069B,Y	8869	•	7069	•	•

8800 series wire sets are Spiral core, 8900 series wire sets are Graphite Suppression core. Part # suffix indicates wire set color; B-blue, K-black, R-red, Y-yellow.



CUSTOM FIT WIRE SETS

MAKE/ YEAR	MODEL & NOTES	ENGINE & CODE	SUPER STOCK	SUPER STOCK SPIRAL	8.8mm	EXTREME 9000	300+ RACE WIRE	300plus THUNDER SPORT	ARMOR SHIELD
FORD TRUCKS (cont)									
8 CYLINDER ENGINE (cont)									
1979	F 100-250 Pickup	302	4069	5069B,Y	8869	•	7069	•	•
	Ranchero	302	4069	5069B,Y	8869	•	7069	•	•
	Ranchero	351W	4069	5069B,Y	8869	•	7069	•	•
1978-77	E 100-350 Van	351W	4052	•	8852	•	7052	•	•
	F 100-250 Pickup	302	4052	•	8852	•	7052	•	•
	F 100-350 Pickup	351W	4052	•	8852	•	7052	•	•
	Ranchero	302	4052	•	8852	•	7052	•	•
	Ranchero	351W	4052	•	8852	•	7052	•	•
	Ranchero	400	4068	5068B	•	•	•	•	•
1978	Bronco	351W	4052	•	8852	•	7052	•	•
1977	Bronco	302	4052	•	8852	•	7052	•	•
	Ranchero	460	4052	•	8852	•	7052	•	•
1976-75	Bronco	302	4047	5047B,K,R,Y	8847	•	7047	•	8004B
	E 100-350 Van	351W	4047	5047B,K,R,Y	8847	•	7047	•	8004B
	E 250-350 Van	460	4046	5046B,K,Y	8846	•	7046	•	8005B
	F 100-350 Pickup	302	4047	5047B,K,R,Y	8847	•	7047	•	8004B
	F 100-350 Pickup	351W	4047	5047B,K,R,Y	8847	•	7047	•	8004B
	F 100-350 Pickup	360	4046	5046B,K,Y	8846	•	7046	•	8005B
	F 100-350 Pickup	390	4046	5046B,K,Y	8846	•	7046	•	8005B
	F 100-350 Pickup	460	4046	5046B,K,Y	8846	•	7046	•	8005B
	Ranchero	302	4047	5047B,K,R,Y	8847	•	7047	•	8004B
	Ranchero	351M	4046	5046B,K,Y	8846	•	7046	•	8005B
	Ranchero	351W	4047	5047B,K,R,Y	8847	•	7047	•	8004B
	Ranchero	400	4046	5046B,K,Y	8846	•	7046	•	8005B
	Ranchero	460	4046	5046B,K,Y	8846	•	7046	•	8005B
1974-73	All models	460	4046	5046B,K,Y	8846	•	7046	•	8005B
1974-71	All models	400C	4046	5046B,K,Y	8846	•	7046	•	8005B
1974-70	All models	351C	4046	5046B,K,Y	8846	•	7046	•	8005B
1974-69	All models	351W	4047	5047B,K,R,Y	8847	•	7047	•	8004B
1974-68	All models	302	4047	5047B,K,R,Y	8847	•	7047	•	8004B
1974-64	All models	330, 360, 390	4046	5046B,K,Y	8846	•	7046	•	8005B
1968-65	All models	289	4047	5047B,K,R,Y	8847	•	7047	•	8004B
1967-65	All models	352	4046	5046B,K,Y	8846	•	7046	•	8005B
FORD MD									
6 CYLINDER ENGINE									
1979-77	All 350-600 Series w/Dura-Spark ignition	300	•	5124B	•	•	•	•	•
	All 350-600 Series wo/Dura-Spark ignition	300	4061	•	•	•	•	•	•
1976-65	All 350-600 Series	300	4061	•	•	•	•	•	•
1974-65	All 350-600 Series	240	4061	•	•	•	•	•	•
1970-60	All 350-500 Series	170	4060	•	•	•	•	•	•
1964-52	All 350-600 Series	215, 223, 262	4060	•	•	•	•	•	•
8 CYLINDER ENGINE									
1996-91	All 500-900 Series, w/EEC-IV	7.0L K 429	4056	5056B	•	9022	7054	•	•
1996-88	All 500-900 Series w/multi-port fuel injection	7.5L G 460	4056	•	8854/8954	9022	7054	•	•
1994-85	All 500-900 Series, wo/EEC-IV	6.1L H 370	•	•	•	•	•	•	•
	All 500-900 Series, wo/EEC-IV	7.0L K 429	•	•	•	•	•	•	•
1990-88	All 500-900 Series, w/EEC-IV	7.5L 460	4056	5056B	•	9022	7054	•	•
1987-82	All 500-900 Series, wo/EEC-IV	7.5L 460	4052	•	8852	•	7052	•	•
1984-80	All 500-900 Series	6.1L 370,7.0L 429	4069	5069B,Y	8869	•	7069	•	•
1981-58	All 750-1100 Series wo/Dura-Spark ignition	401, 477, 534	4046	5046B,K,Y	8846	•	7046	•	8005B
1979-72	All 750-1100 Series wo/Dura-Spark ignition	475	4046	5046B,K,Y	8846	•	7046	•	8005B
1979	All 500-900 Series	370, 429	4052	•	8852	•	7052	•	•
1978-73	All 500-900 Series wo/Dura-Spark ignition	359, 389	4046	5046B,K,Y	8846	•	7046	•	8005B
1978-64	All 500-900 Series wo/Dura-Spark ignition	330, 361, 391	4046	5046B,K,Y	8846	9006	7046	•	8005B

8800 series wire sets are Spiral core, 8900 series wire sets are Graphite Suppression core. Part # suffix indicates wire set color; B-blue, K-black, R-red, Y-yellow.

CUSTOM FIT WIRE SETS



MAKE/ YEAR	MODEL & NOTES	ENGINE & CODE	SUPER STOCK	SUPER STOCK SPIRAL	8.8mm	EXTREME 9000	300+ RACE WIRE	300plus THUNDER SPORT	ARMOR SHIELD
GMC									
4 CYLINDER ENGINE									
2000-94	Sonoma	2.2L 4 I34	7968B,R,Y	.
1993-91	Sonoma	2.5L A,E I51	4059	5059K
1990-85	S,T 15 Pickup Safari Van	2.5L E I51 2.5L E I51	4059 4059	5059K 5059K
1988-85	S,T 15 Jimmy	2.5L E I51	4059	5059K
6 CYLINDER ENGINE									
1998-96	C,K 1500-2500 Pickup, Vortec w/SFI	4.3L W 262	.	.	.	9044	.	.	.
2001-96	G 15-35 Van, Vortec w/SFI	4.3L W 262	.	.	.	9044	.	.	.
	P 25-35 Van & Chassis, Vortec w/SFI	4.3L W 262	.	.	.	9044	.	.	.
2001-95	Safari Van, Vortec w/SFI	4.3L W 262	.	.	.	9044	.	.	.
2001-96	Sonoma, Vortec w/SFI	4.3L X 262	.	.	.	9044	.	.	.
2001-95	Jimmy, Envoy, Vortec w/SFI	4.3L W 262	.	.	.	9044	.	.	.
	Sonoma, Vortec w/SFI	4.3L W 262	.	.	.	9044	.	.	.
1995-91	Sonoma	4.3L Z 262	4093	.	8893	9031	.	.	.
1995-90	G 15-35 Van	4.3L Z 262	4093	.	8893	9031	.	.	.
	P 25-35 Van & Chassis	4.3L Z 262	4093	.	8893	9031	.	.	.
1995-88	C,K 1500-2500 Pickup	4.3L Z 262	4093	.	8893	9031	.	.	.
1995-86	Safari Van, wo/H.O.	4.3L Z 262	4093	.	8893	9031	.	.	.
1994-92	S,T 15 Jimmy, w/H.O. Safari Van, w/H.O.	4.3L W 262 4.3L W 262	4093 4093	.	8893 8893	9031 9031	.	.	.
	Sonoma, w/H.O.	4.3L W 262	4093	.	8893	9031	.	.	.
1994-88	S,T 15 Jimmy	4.3L Z 262	4093	.	8893	9031	.	.	.
1993-92	Typhoon, turbo AWD	4.3L Z 262	.	.	.	9034	.	.	.
1993-91	Sonoma	2.8L B,R I73	4078	5078K	8878
1992-91	Syclone, turbo AWD	4.3L Z 262	.	.	.	9034	.	.	.
1991-90	Safari Van, w/H.O.	4.3L B 262	4093	.	8893	9031	.	.	.
1990-88	S,T 15 Pickup	4.3L Z 262	4093	.	8893	9031	.	.	.
1990-85	S,T 15 Pickup	2.8L B,R I73	4078	5078K	8878
1989-88	R,V 2500HD-3500 Pickup	4.8L T 292	.	5123K
1989-87	G 15-25 Van	4.3L Z 262	4093	.	8893	9031	.	.	.
1989-85	S,T 15 Jimmy	2.8L B,R I73	4078	5078K	8878
1989-75	P 25-35 Van & Chassis, w/HEI	4.8L T 292	.	5123K
1987-78	Cabellero	3.8L A 231	4063	5063B
1987	C,K 15-25 Pickup	4.3L Z 262	4093	.	8893	9031	.	.	.
	R,V 25HD-35 Pickup	4.8L T 292	.	5123K
1986-87	C,K 25HD-35 Pickup	4.8L T 292	.	5123K
1984-82	S,T 15 Jimmy	2.8L B I73	4062
	S,T 15 Pickup	2.8L B I73	4062
1984-75	C,K 15 Pickup, w/HEI	4.1L D,Q 250	.	5123K
	C,K 25-35 Pickup, w/HEI	4.8L T 292	.	5123K
	G 15 Van, w/HEI	4.1L D,Q 250	.	5123K
	G,P 25-35 Van, w/HEI	4.8L T 292	.	5123K
1980-75	Jimmy, w/HEI	4.1L D,Q 250	.	5123K
	Suburban, w/HEI	4.1L D,Q 250	.	5123K
	Suburban, w/HEI	4.8L T 292	.	5123K
1977-75	Cabellero, w/HEI	4.1L D,Q 250	.	5123K
1975-63	All models, wo/HEI	250, 292	4060
1969-63	All models	194, 230	4060
1963-50	All models	235	4061
8 CYLINDER ENGINE									
2004-01	C,K 2500HD-3500 Sierra	8.1L	.	.	.	9065	.	.	.
2004-99	C,K 1500 Sierra	4.8L	.	.	.	9059	.	.	.
	GEN III LSI Vortec, Envoy								
	C,K 1500-2500 Sierra, Yukon, Denlai	5.3L	.	.	.	9059	.	.	.
	GEN III LSI Vortec								
	C,K 2500 Sierra, Yukon	6.0L	.	.	.	9059	.	.	.
	GEN III LSI Vortec								
2000-96	C,K 2500HD-3500 Pickup	7.4L J 454	.	.	.	9043	.	.	.
	Vortec w/SFI								
	C,K,G 3500HD Cab & Chassis	7.4L J 454	.	.	.	9043	.	.	.
	Vortec w/SFI								
	G 35 Van, Vortec w/SFI	7.4L J 454	.	.	.	9043	.	.	.

8800 series wire sets are Spiral core, 8900 series wire sets are Graphite Suppression core. Part # suffix indicates wire set color; B-blue, K-black, R-red, Y-yellow.



CUSTOM FIT WIRE SETS

MAKE/ YEAR	MODEL & NOTES	ENGINE & CODE	SUPER STOCK	SUPER STOCK SPIRAL	8.8mm	EXTREME 9000	300+ RACE WIRE	300plus THUNDER SPORT	ARMOR SHIELD
GMC (cont)									
8 CYLINDER ENGINE (cont)									
1999-96	P Series Van & RV Chassis Vortec w/SFI	7.4L J 454	•	•	•	9043	•	•	•
2000-96	Suburban,Yukon, Denali Vortec w/SFI	5.7L R 350	•	•	•	9042	•	•	•
	Suburban,Yukon, Denali Vortec w/SFI	7.4L J 454	•	•	•	9043	•	•	•
	Yukon, Denali,Vortec w/SFI	5.7L R 350	•	•	•	9042	•	•	•
2000-96	C,K 1500-2500 Pickup,Vortec w/SFI	5.0L M 305	•	•	•	9042	•	•	•
	C,K 1500-3500 Pickup,Vortec w/SFI	5.7L R 350	•	•	•	9042	•	•	•
	G 15-35 Van ,Vortec w/SFI	5.0L M 305	•	•	•	9042	•	•	•
	G 15-35 Van ,Vortec w/SFI	5.7L R 350	•	•	•	9042	•	•	•
	P Series Van & RV Chassis,Vortec w/SFI	5.0L M 305	•	•	•	9042	•	•	•
	P Series Van & RV Chassis,Vortec w/SFI	5.7L R 350	•	•	•	9042	•	•	•
1999-90	P Series Van & RV Chassis w/throttle body injection	7.4L N 454	•	•	•	9024	•	•	•
1995-90	C,K 2500HD-3500 Pickup w/throttle body injection	7.4L N 454	•	•	•	9024	•	•	•
	C,K,G 3500HD Cab & Chassis w/throttle body injection	7.4L N 454	•	•	•	9024	•	•	•
	G 35 Van w/throttle body injection	7.4L N 454	•	•	•	9024	•	•	•
	Motor Home Chassis w/throttle body injection	7.4L N 454	•	•	•	9024	•	•	•
	Suburban w/throttle body injection	7.4L N 454	•	•	•	9024	•	•	•
1995-88	C,K 1500-2500 Pickup w/throttle body injection	5.0L H 305	•	5114K	•	9020	•	•	•
	C,K 1500-3500 Pickup w/throttle body injection	5.7L K 350	•	5114K	•	9020	•	•	•
1995-87	G 15-35 Van w/throttle body injection	5.0L H 305	•	5114K	•	9020	•	•	•
	G 15-35 Van w/throttle body injection	5.7L K 350	•	5114K	•	9020	•	•	•
	Motor Home Chassis w/throttle body injection	5.7L K 350	•	5114K	•	9020	•	•	•
	P Series Van & RV Chassis w/throttle body injection	5.0L H 305	•	5114K	•	9020	•	•	•
	P Series Van & RV Chassis w/throttle body injection	5.7L K 350	•	5114K	•	9020	•	•	•
	Suburban w/throttle body injection	5.7L K 350	•	5114K	•	9020	•	•	•
1995	Yukon w/throttle body injection	5.7L K 350	•	5114K	•	9020	•	•	•
1991-87	Jimmy w/throttle body injection	5.7L K 350	•	5114K	•	9020	•	•	•
1989-88	C,K 2500HD-3500 Pickup w/throttle body injection	7.4L N 454	•	•	•	9021	•	•	•
	R,V 2500HD-3500 Pickup HD emissions w/4BBL carb	5.7L M 350	4048	5048B,K,R,Y	8848	9011	7048	•	8002B
	R,V 2500HD-3500 Pickup HD emissions w/4BBL carb	7.4L W 454	•	•	•	9019	•	•	•
1989-87	Suburban w/throttle body injection	7.4L N 454	•	•	•	9021	•	•	•
1989-86	Motor Home Chassis, w/4BBL carb	7.4L W 454	•	•	•	9019	•	•	•
	P Series Van & RV Chassis w/4BBL carb	7.4L W 454	•	•	•	9019	•	•	•
1989	G 35 Van w/throttle body injection	7.4L N 454	•	•	•	9021	•	•	•
1988-87	Caberllo	5.0L H 305	•	5143K	•	•	•	•	•
	G 35 Van HD emissions w/4BBL carb	5.7L M 350	4048	5048B,K,R,Y	8848	9011	7048	•	8002B

8800 series wire sets are Spiral core, 8900 series wire sets are Graphite Supression core. Part # suffix indicates wire set color; B-blue, K-black, R-red, Y-yellow.

CUSTOM FIT WIRE SETS



MAKE/ YEAR	MODEL & NOTES	ENGINE & CODE	SUPER STOCK	SUPER STOCK SPIRAL	8.8mm	EXTREME 9000	300+ RACE WIRE	300plus THUNDER SPORT	ARMOR SHIELD
GMC (cont)									
8 CYLINDER ENGINE (cont)									
1988-87	Motor Home Chassis, w/4BBL carb	5.7L M 350	4048	5048B,K,R,Y	8848	9011	7048	•	8002B
	P Series Van & RV Chassis, w/4BBL carb	5.7L M 350	4048	5048B,K,R,Y	8848	9011	7048	•	8002B
	Suburban, HD emissions w/4BBL carb	5.7L M 350	4048	5048B,K,R,Y	8848	9011	7048	•	8002B
1988-86	Suburban, HD emissions w/4BBL carb	7.4L W 454	•	•	•	9019	•	•	•
1987-86	R,V 25HD-35 Pickup	7.4L W 454	•	•	•	9019	•	•	•
	HD emissions w/4BBL carb								
1987	C,K 15-25 Pickup	5.0L H 305	•	5114K	•	9020	•	•	•
	w/throttle body injection								
	C,K 15-35 Pickup	5.7L K 350	•	5114K	•	9020	•	•	•
	w/throttle body injection								
	C,K 25HD-35 Pickup	7.4L N 454	•	•	•	9021	•	•	•
	w/throttle body injection								
	R,V 25HD-35 Pickup	5.7L M 350	4048	5048B,K,R,Y	8848	9011	7048	•	8002B
	HD emissions w/4BBL carb								
	Suburban	5.0L H 305	•	5114K	•	9020	•	•	•
	w/throttle body injection								
1986-83	C,K 15-25 Pickup	5.0L H 305	4049	5049B,K,R,Y	8849	9015	7049	•	•
	C,K 15-25 Pickup	5.7L L 350	4049	5049B,K,R,Y	8849	9015	7049	•	•
	Jimmy	5.0L H 305	4049	5049B,K,R,Y	8849	9015	7049	•	•
	Jimmy	5.7L L 350	4049	5049B,K,R,Y	8849	9015	7049	•	•
	Suburban	5.0L H 305	4049	5049B,K,R,Y	8849	9015	7049	•	•
	SUBURBAN	5.7L L 350	4049	5049B,K,R,Y	8849	9015	7049	•	•
1986-81	C,K 25HD-35 Pickup, HD emissions	5.0L F 305	4048	5048B,K,R,Y	8848	9011	7048	•	8002B
	C,K 25HD-35 Pickup, HD emissions	5.7L M 350	4048	5048B,K,R,Y	8848	9011	7048	•	8002B
	Cabellero	5.0L H 305	4049	5049B,K,R,Y	8849	9015	7049	•	•
	G 15-35 Van	5.0L G,H 305	4048	5048B,K,R,Y	8848	9011	7048	•	8002B
	G 15-35 Van	5.7L L 350	4048	5048B,K,R,Y	8848	9011	7048	•	8002B
	G 15-35 Van, HD emissions	5.0L F 305	4048	5048B,K,R,Y	8848	9011	7048	•	8002B
	G 15-35 Van, HD emissions	5.7L M 350	4048	5048B,K,R,Y	8848	9011	7048	•	8002B
	Motor Home Chassis	5.7L M 350	4048	5048B,K,R,Y	8848	9011	7048	•	8002B
	P Series Van & RV Chassis	5.0L F 305	4048	5048B,K,R,Y	8848	9011	7048	•	8002B
	P Series Van & RV Chassis	5.7L M 350	4048	5048B,K,R,Y	8848	9011	7048	•	8002B
	Suburban, HD emissions	5.0L F 305	4048	5048B,K,R,Y	8848	9011	7048	•	8002B
	Suburban, HD emissions	5.7L M 350	4048	5048B,K,R,Y	8848	9011	7048	•	8002B
1985	C,K 25HD-35 Pickup	7.4L W 454	4071	5071K	8871	9013	7071	•	•
	H4D cast iron exhaust manifold								
	C,K 25HD-35 Pickup	7.4L W 454	•	•	•	9019	•	•	•
	H5D SS exhaust manifold								
	Motor Home Chassis	7.4L W 454	4071	5071K	8871	9013	7071	•	•
	H4D cast iron exhaust manifold								
	Motor Home Chassis	7.4L W 454	•	•	•	9019	•	•	•
	H5D SS exhaust manifold								
	P Series Van & RV Chassis	7.4L W 454	4071	5071K	8871	9013	7071	•	•
	H4D cast iron exhaust manifold								
	P Series Van & RV Chassis	7.4L W 454	•	•	•	9019	•	•	•
	H5D SS exhaust manifold								
	Suburban	7.4L W 454	4071	5071K	8871	9013	7071	•	•
	H4D cast iron exhaust manifold								
	Suburban	7.4L W 454	•	•	•	9019	•	•	•
	H5D SS exhaust manifold								
1984-80	C,K 25HD-35 Pickup	7.4L W 454	4071	5071K	8871	9013	7071	•	•
	Motor Home Chassis	7.4L W 454	4071	5071K	8871	9013	7071	•	•
	P Series Van & RV Chassis	7.4L W 454	4071	5071K	8871	9013	7071	•	•
	Suburban	7.4L W 454	4071	5071K	8871	9013	7071	•	•
1982-81	C,K 15-25 Pickup	5.0L G,H 305	•	5138K	•	•	•	•	•
1982-81	C,K 15-25 Pickup	5.7L L 350	•	5138K	•	•	•	•	•
	Cabellero	4.4L J 267	4049	5049B,K,R,Y	8849	9015	7049	•	•
	Jimmy	5.0L G,H 305	•	5138K	•	•	•	•	•
	Jimmy	5.7L L 350	•	5138K	•	•	•	•	•
	Suburban	5.0L G,H 305	•	5138K	•	•	•	•	•
	Suburban	5.7L L 350	•	5138K	•	•	•	•	•

8800 series wire sets are Spiral core, 8900 series wire sets are Graphite Suppression core. Part # suffix indicates wire set color; B-blue, K-black, R-red, Y-yellow.



CUSTOM FIT WIRE SETS

MAKE/ YEAR	MODEL & NOTES	ENGINE & CODE	SUPER STOCK	SUPER STOCK SPIRAL	8.8mm	EXTREME 9000	300+ RACE WIRE	300plus THUNDER SPORT	ARMOR SHIELD
GMC (cont)									
8 CYLINDER ENGINE (cont)									
1982-75	Motor Home Chassis, w/HEI	6.0L 366,7.0L 427	4071	5071K	8871	9013	7071	•	•
	P Series Van & RV Chassis, w/HEI	6.0L 366,7.0L 427	4071	5071K	8871	9013	7071	•	•
1981	Cabellero, Pontiac engine	4.3L S 265	4051	5051K,Y	8851	•	7051	•	8007B
1980-79	Cabellero	4.4L J 267	•	5138K	•	•	•	•	•
	Cabellero	5.0L H 305	•	5138K	•	•	•	•	•
1980-76	C,K 15-35 Pickup	5.0L Q,U 305	4048	5048B,K,R,Y	8848	9011	7048	•	8002B
	G 15-35 Van	5.0L Q,U 305	4048	5048B,K,R,Y	8848	9011	7048	•	8002B
	Jimmy	5.0L Q,U 305	4048	5048B,K,R,Y	8848	9011	7048	•	8002B
	P Series Van & RV Chassis	5.0L Q,U 305	4048	5048B,K,R,Y	8848	9011	7048	•	8002B
	Suburban	5.0L Q,U 305	4048	5048B,K,R,Y	8848	9011	7048	•	8002B
1980-75	C,K 15-35 Pickup, w/HEI	5.7L L 350	4048	5048B,K,R,Y	8848	9011	7048	•	8002B
	C,K 15-35 Pickup, w/HEI	6.6L R,U 400	4048	5048B,K,R,Y	8848	9011	7048	•	8002B
	G 15-35 Van, w/HEI	5.7L L 350	4048	5048B,K,R,Y	8848	9011	7048	•	8002B
	G 15-35 Van, w/HEI	6.6L R,U 400	4048	5048B,K,R,Y	8848	9011	7048	•	•
	Jimmy, w/HEI	5.7L L 350	4048	5048B,K,R,Y	8848	9011	7048	•	8002B
	Jimmy, w/HEI	6.6L R,U,X 400	4048	5048B,K,R,Y	8848	9011	7048	•	8002B
	Motor Home Chassis, w/HEI	5.7L L 350	4048	5048B,K,R,Y	8848	9011	7048	•	8002B
	P Series Van & RV Chassis, w/HEI	5.7L L 350	4048	5048B,K,R,Y	8848	9011	7048	•	8002B
	P Series Van & RV Chassis, w/HEI	6.6L R,U 400	4048	5048B,K,R,Y	8848	9011	7048	•	8002B
	Suburban, w/HEI	5.7L L 350	4048	5048B,K,R,Y	8848	9011	7048	•	8002B
	Suburban, w/HEI	6.6L R,U 400	4048	5048B,K,R,Y	8848	9011	7048	•	8002B
1979-75	C,K 15-35 Pickup, w/HEI	7.4L S,Y 454	4071	5071K	8871	9013	7071	•	•
	Motor Home Chassis, w/HEI	7.4L S,Y 454	4071	5071K	8871	9013	7071	•	•
	P Series Van & RV Chassis, w/HEI	7.4L S,Y 454	4071	5071K	8871	9013	7071	•	•
	Suburban, w/HEI	7.4L S,Y 454	4071	5071K	8871	9013	7071	•	•
1979	Cabellero	350 L	•	5138K	•	•	•	•	•
1978-77	FWD Motorhome	6.6L 403	4053	5053K,Y	•	•	7053	•	8007B
1978	Cabellero	305 U	4049	5049B,K,R,Y	8849	9015	7049	•	•
	Cabellero	350 L	4049	5049B,K,R,Y	8849	9015	7049	•	•
1977-76	Cabellero	305 Q,U	4048	5048B,K,R,Y	8848	9011	7048	•	8002B
1977-74	Cabellero, w/HEI	350 L	4048	5048B,K,R,Y	8848	9011	7048	•	8002B
1976-75	FWD Motorhome, w/HEI	7.5L 455	4053	5053K,Y	•	•	7053	•	8007B
1976-74	Cabellero, w/HEI	400 U	4048	5048B,K,R,Y	8848	9011	7048	•	8002B
1976-69	All models	350	4044	5044B,K,R,Y	8844	9009	7044	•	8001B
	w/HEI wire over valve cover								
1975-74	Cabellero, w/HEI	454 Y	4071	5071K	8871	9013	7071	•	8007B
1975-71	All models, w/HEI	454	4043	5043B,K,R,Y	8843	9008	7043	•	8003B
1975-68	All models, w/HEI	427	4043	5043B,K,R,Y	8843	9008	7043	•	8003B
1975-66	All models, w/HEI	366	4043	5043B,K,R,Y	8843	9008	7043	•	8003B
1973-68	All models, wires over valve cover	307	4044	5044B,K,R,Y	8844	9009	7044	•	8001B
	All models	307	4042	5042K,R,Y	8842	9005	7042	•	8000B
	wires under exhaust manifold								
1972-71	All models	402 Big Block	4043	5043B,K,R,Y	8843	9008	7043	•	8003B
1970-68	All models	396	4043	5043B,K,R,Y	8843	9008	7043	•	8003B
1969-62	All models	327	4042	5042K,R,Y	8842	9005	7042	•	8000B
	wires under exhaust manifold								
1967-55	All models	265, 283	4042	5042K,R,Y	8842	9005	7042	•	8000B
	wires under exhaust manifold								
1965-56	All models	322, 348, 409	4047	5047B,K,R,Y	8847	•	7047	•	8005B
GMC MD									
6 CYLINDER ENGINE									
1989-78	All 40-60 Series & Chassis, w/HEI	4.8L T 292	•	5123K	•	•	•	•	•
1977-75	All 40-60 Series & Chassis, w/HEI	250	•	5123K	•	•	•	•	•
1975-63	All 40-60 Series & Chassis, w/HEI	230, 250, 290	4060	•	•	•	•	•	•
1963-50	All 40-60 Series & Chassis	235, 261	4061	•	•	•	•	•	•
8 CYLINDER ENGINE									
1989-87	All 40-80 Series & Chassis, w/4BBL carb	5.7L M 350	4050	5050B,K,R,Y	8850	9018	7050	•	•
1986-81	All 40-80 Series & Chassis	5.7L M 350	4050	5050B,K,R,Y	8850	9018	7050	•	•

8800 series wire sets are Spiral core, 8900 series wire sets are Graphite Suppression core. Part # suffix indicates wire set color; B-blue, K-black, R-red, Y-yellow.

CUSTOM FIT WIRE SETS



MAKE/ YEAR	MODEL & NOTES	ENGINE & CODE	SUPER STOCK	SUPER STOCK SPIRAL	8.8mm	EXTREME 9000	300+ RACE WIRE	300plus THUNDER SPORT	ARMOR SHIELD
GMC MD (cont)									
8 CYLINDER ENGINE (cont)									
1985	All 40-80 Series & Chassis H4D cast iron exhaust manifold	6.0L B 366	4071	5071K	8871	9013	7071	•	•
	All 40-80 Series & Chassis H4D cast iron exhaust manifold	7.0L E 427	4071	5071K	8871	9013	7071	•	•
	All 40-80 Series & Chassis H4D cast iron exhaust manifold	7.4L W 454	4071	5071K	8871	9013	7071	•	•
1984-80	All 40-80 Series & Chassis	7.4L W 454	4071	5071K	8871	9013	7071	•	•
1984-75	All 40-80 Series & Chassis, w/HEI	6.0L B 366	4071	5071K	8871	9013	7071	•	•
	All 40-80 Series & Chassis, w/HEI	7.0L E 427	4071	5071K	8871	9013	7071	•	•
1980-75	All 40-80 Series & Chassis, w/HEI	5.7L L 350	4050	5050B,K,R,Y	8850	9018	7050	•	•
1979-75	All 40-80 Series & Chassis, w/HEI	7.4L S,Y 454	4071	5071K	8871	9013	7071	•	•
1975-66	All 40-80 Series & Chassis, wo/HEI	366, 427	4043	5043B,K,R,Y	8843	9008	7043	•	8003B
1972-69	All 40-80 Series & Chassis wires under exhaust manifold	350	4042	5042K,R,Y	8842	9005	7042	•	8000B
1969-55	All 40-80 Series & Chassis wires under exhaust manifold	265, 283, 327	4042	5042K,R,Y	8842	9005	7042	•	8000B
1965-56	All 40-80 Series & Chassis	322, 348, 409	4047	5047B,K,R,Y	8847	•	7047	•	8005B
HONDA (See page 18 for additional applications)									
4 CYLINDER ENGINE									
2001-97	Prelude, DOHC I6V VTEC (195 HP)	2.2L H22A4 2157cc	•	•	•	•	•	7915B,R,Y	•
2000-96	Civic CX, DX, LX SOHC I6V (106 HP)	1.6L D16Y7 1590cc	•	•	•	•	•	7913B,R,Y	•
	Civic EX SOHC I6V VTEC (127 HP)	1.6L D16Y8 1590cc	•	•	•	•	•	7913B,R,Y	•
	Civic HX SOHC I6V VTEC-E (115 HP)	1.6L D16Y5 1590cc	•	•	•	•	•	7913B,R,Y	•
2001-98	Accord DX SOHC I6V (135 HP)	2.3L F23A5 2254cc	•	•	•	•	•	7913B,R,Y	•
	Accord LX, EX SOHC I6V VTEC (150 HP)	2.3L F23A1 2254cc	•	•	•	•	•	7913B,R,Y	•
	Accord LX, EX SOHC I6V VTEC (150 HP) Cal	2.3L F23A4 2254cc	•	•	•	•	•	7913B,R,Y	•
1997-96	Civic Del Sol S SOHC I6V (106 HP)	1.6L D16Y7 1590cc	•	•	•	•	•	7913B,R,Y	•
	Civic Del Sol Si SOHC I6V VTEC (127 HP)	1.6L D16Y8 1590cc	•	•	•	•	•	7913B,R,Y	•
	Civic Del Sol Si DOHC I6V VTEC (160 HP)	1.6L B16A2 1595cc	•	•	•	•	•	7914B,R,Y	•
1997-94	Accord DX, LX, SE SOHC I6V (130 HP)	2.2L F22B2 2156cc	•	•	•	•	•	7912B,R,Y	•
	Accord EX SOHC I6V VTEC (145 HP)	2.2L F22B1 2156cc	•	•	•	•	•	7913B,R,Y	•
1995-94	Civic Del Sol Si DOHC I6V VTEC (160 HP)	1.6L B16A3 1595cc	•	•	•	•	•	7914B,R,Y	•
1996-93	Prelude Si, SR DOHC I6V VTEC (190 HP)	2.2L H22A1 2157cc	•	•	•	•	•	7915B,R,Y	•
1996-92	Prelude S SOHC I6V (135 HP)	2.2L F22A1 2156cc	•	•	•	•	•	7912B,R,Y	•
	Prelude Si, SE, SR DOHC I6V (160 HP)	2.3L H23A1 2259cc	•	•	•	•	•	7912B,R,Y	•
1995-94	Prelude S SOHC I6V (135 HP)	2.2L F22A6 2156cc	•	•	•	•	•	7912B,R,Y	•

8800 series wire sets are Spiral core, 8900 series wire sets are Graphite Suppression core. Part # suffix indicates wire set color; B-blue, K-black, R-red, Y-yellow.



CUSTOM FIT WIRE SETS

MAKE/ YEAR	MODEL & NOTES	ENGINE & CODE	SUPER STOCK	SUPER STOCK SPIRAL	8.8mm	EXTREME 9000	300+ RACE WIRE	300plus THUNDER SPORT	ARMOR SHIELD
HONDA (cont)									
4 CYLINDER ENGINE (cont)									
1995-93	Civic Del Sol S SOHC 16V (102 HP)	1.5L D15B7 1493cc	•	•	•	•	•	7911B,R,Y	•
	Civic Del Sol Si SOHC 16VVTEC (125 HP)	1.6L D16Z6 1590cc	•	•	•	•	•	7913B,R,Y	•
1995-92	Civic CX SOHC 8V (70 HP)	1.5L D15B8 1493cc	•	•	•	•	•	7911B,R,Y	•
1995-92	Civic DX, LX SOHC 16V (102 HP)	1.5L D15B7 1493cc	•	•	•	•	•	7911B,R,Y	•
	Civic EX SOHC 16VVTEC (125 HP)	1.6L D16Z6 1590cc	•	•	•	•	•	7913B,R,Y	•
	Civic VX SOHC 16VVTEC-E (92 HP)	1.5L D15Z1 1493cc	•	•	•	•	•	7913B,R,Y	•
1993-92	Accord EX, SE SOHC 16V (130 HP)	2.2L F22A6 2156cc	•	•	•	•	•	7912B,R,Y	•
1993-90	Accord DX, LX SOHC 16V (125 HP)	2.2L F22A1 2156cc	•	•	•	•	•	7912B,R,Y	•
1992-88	CRX	1.5L D15B2 1493cc	•	•	•	•	•	7911B,R,Y	•
1992	CRX HF, SOHC 16VVTEC-E	1.5L D15Z1 1493cc	•	•	•	•	•	7913B,R,Y	•
	CRX SI, SOHC 16VVTEC	1.6L D16Z6 1590cc	•	•	•	•	•	7913B,R,Y	•
1991-88	Civic	1.5L D15B2 1493cc	•	•	•	•	•	7911B,R,Y	•
	Civic	1.6L D16A6 1590cc	•	•	•	•	•	7911B,R,Y	•
	CRX HF	1.5L D15B6 1493cc	•	•	•	•	•	7911B,R,Y	•
	CRX SI	1.6L D16A6 1590cc	•	•	•	•	•	7911B,R,Y	•
	Wagovan	1.5L D15B2 1493cc	•	•	•	•	•	7911B,R,Y	•
	Wagovan RTI 4WD	1.6L D16A6 1590cc	•	•	•	•	•	7911B,R,Y	•
1989-88	Civic	1.5L D15B1 1493cc	•	•	•	•	•	7911B,R,Y	•
1989-86	Accord, w/carb	2.0L I22	4089	•	•	•	•	•	•
	Accord, w/fuel injection	2.0L I22	4089	•	•	•	•	•	•
1987-83	Prelude, w/carb	1.8L I11	4089	•	•	•	•	•	•
1986-85	Prelude, w/fuel injection	2.0L I22	4089	•	•	•	•	•	•
1985	Accord, w/fuel injection	1.8L I11	4089	•	•	•	•	•	•
HYUNDAI									
4 CYLINDER ENGINE									
1997-93	Elantra, DOHC 16V	1.8L G4CN 1796cc	•	•	•	•	•	7920B,R,Y	•
1998-92	Sonata, DOHC 16V	2.0L G4CP 1997cc	•	•	•	•	•	7920B,R,Y	•
1995-92	Elantra, DOHC 16V	1.6L G4CR 1589cc	•	•	•	•	•	7920B,R,Y	•
1987-86	Excel	1.5L J 90	4064	•	•	•	•	•	•
INFINITI									
4 CYLINDER ENGINE									
1996-91	G20, DOHC 16V	2.0L SR20DE 2006cc	•	•	•	•	•	7941B,R,Y	•
6 CYLINDER ENGINE									
1992-90	M30	3.0L H 181	4083	•	8883	•	•	•	•
INTERNATIONAL									
4 CYLINDER ENGINE									
1981-74	All Models, w/Prestolite dist.	3.2L 196	4058	5058B	•	•	•	•	•
6 CYLINDER ENGINE									
1974-67	All Models	3.8L 232	4061	•	•	•	•	•	•
	All Models	4.2L 258	4061	•	•	•	•	•	•
ISUZU									
6 CYLINDER ENGINE									
1994-91	Pickup, w/GM engine	3.1L Z 189	4078	5078K	8878	•	•	•	•
1992-91	Rodeo, w/GM engine	3.1L Z 189	4078	5078K	8878	•	•	•	•
1991-89	Trooper II, w/GM engine	2.8L R 173	4078	5078K	8878	•	•	•	•

8800 series wire sets are Spiral core, 8900 series wire sets are Graphite Suppression core. Part # suffix indicates wire set color; B-blue, K-black, R-red, Y-yellow.

CUSTOM FIT WIRE SETS



MAKE/ YEAR	MODEL & NOTES	ENGINE & CODE	SUPER STOCK	SUPER STOCK SPIRAL	8.8mm	EXTREME 9000	300+ RACE WIRE	300plus THUNDER SPORT	ARMOR SHIELD
JEEP									
4 CYLINDER ENGINE									
2000-91	Cherokee, Brairwood	2.46L P 150	•	5133R	•	•	•	•	•
	Wrangler	2.46L P 150	•	5133R	•	•	•	•	•
1992-91	Comanche	2.46L P 150	•	5133R	•	•	•	•	•
1990-89	Cherokee	2.46L E 150	•	5118K	•	•	•	•	•
	Comanche	2.46L E 150	•	5118K	•	•	•	•	•
	Wagoneer	2.46L E 150	•	5118K	•	•	•	•	•
	Wrangler	2.46L E 150	•	5118K	•	•	•	•	•
1988-87	Wrangler, w/carb	2.46L U 150	•	5118K	•	•	•	•	•
	Wrangler, w/fuel injection	2.46L H 150	•	5118K	•	•	•	•	•
1988-86	Cherokee, w/carb	2.46L U 150	•	5118K	•	•	•	•	•
	Cherokee, w/fuel injection	2.46L H 150	•	5118K	•	•	•	•	•
	Comanche, w/carb	2.46L U 150	•	5118K	•	•	•	•	•
	Comanche, w/fuel injection	2.46L H 150	•	5118K	•	•	•	•	•
	Wagoneer, w/carb	2.46L U 150	•	5118K	•	•	•	•	•
	Wagoneer, w/fuel injection	2.46L H 150	•	5118K	•	•	•	•	•
1986	CJ-7, w/carb	2.46L U 150	•	5118K	•	•	•	•	•
	CJ-7, w/fuel injection	2.46L H 150	•	5118K	•	•	•	•	•
1985-84	Cherokee, w/AMC engine	2.46L U 150	•	5118K	•	•	•	•	•
	CJ-7, w/AMC engine	2.46L U 150	•	5118K	•	•	•	•	•
	Wagoneer, w/AMC engine	2.46L U 150	•	5118K	•	•	•	•	•
1983-82	CJ-5, w/GM engine	2.5L B 151	4067	5059K	•	•	•	•	•
	CJ-7, w/GM engine	2.5L B 151	4067	5059K	•	•	•	•	•
1983	CJ-5, w/AMC engine	2.46L U 150	•	5118K	•	•	•	•	•
1981-80	CJ-5, w/GM engine	2.5L B 151	4067	•	•	•	•	•	•
	CJ-7, w/GM engine	2.5L B 151	4067	•	•	•	•	•	•
6 CYLINDER ENGINE									
1998-93	Grand Cherokee	4.0L S 242	•	5129R	•	•	•	•	•
	Grand Wagoneer	4.0L S 242	•	5129R	•	•	•	•	•
1999-91	Cherokee, Briarwood	4.0L S 242	•	5129R	•	•	•	•	•
	Wrangler	4.0L S 242	•	5129R	•	•	•	•	•
1992-91	Comanche	4.0L S 242	•	5129R	•	•	•	•	•
1990-87	Cherokee	4.0L L,M 242	4097	•	8897	•	•	•	•
	Comanche	4.0L L,M 242	4097	•	8897	•	•	•	•
	Wagoneer	4.0L L,M 242	4097	•	8897	•	•	•	•
	Wrangler	4.2L C,T 258	4099	5099R	8899	•	•	•	•
1987-80	J-10, 20 Pickup	4.2L A,C 258	4099	5099R	8899	•	•	•	•
1986-84	Cherokee, w/GM engine	2.8L W 173	4062	•	•	•	•	•	•
	Grand Wagoneer	4.2L C 258	4099	5099R	8899	•	•	•	•
	Wagoneer, w/GM engine	2.8L W 173	4062	•	•	•	•	•	•
1986-80	CJ-7	4.2L A,C 258	4099	5099R	8899	•	•	•	•
1986	Cherokee, w/GM engine	2.8L W 173	4062	•	•	•	•	•	•
1983-80	CJ-5	4.2L A,C 258	4099	5099R	8899	•	•	•	•
1983-75	CHEROKEE	4.2L A,C 258	4099	5099R	8899	•	•	•	•
	Wagoneer	4.2L A,C 258	4099	5099R	8899	•	•	•	•
1979-76	CJ-7	232, 258	4099	5099R	8899	•	•	•	•
1979-75	CJ-5	232, 258	4099	5099R	8899	•	•	•	•
	J-10	258	4099	5099R	8899	•	•	•	•
1977-75	CJ-6	232, 258	4099	5099R	8899	•	•	•	•
1974-65	All models	232	4061	•	•	•	•	•	•
	All models	258	4061	•	•	•	•	•	•
1971-66	All models, w/Buick V6 engine	225	4081	•	8881	•	•	•	•
8 CYLINDER ENGINE									
1998-97	Grand Cherokee Limited TSi w/Dodge Magnum engine	5.9L 360	•	•	•	9023	•	•	•
1998-93	Grand Cherokee w/Dodge Magnum engine	5.2L Y 318	•	•	•	9023	•	•	•
1998-93	Grand Wagoneer w/Dodge Magnum engine	5.2L Y 318	•	•	•	9023	•	•	•
1991-89	Grand Wagoneer	5.9L 7 360	4105	5105K	8805	•	•	•	•
1988-84	Grand Wagoneer	5.9L N 360	4105	5105K	8805	•	•	•	•

8800 series wire sets are Spiral core, 8900 series wire sets are Graphite Suppression core. Part # suffix indicates wire set color; B-blue, K-black, R-red, Y-yellow.



CUSTOM FIT WIRE SETS

MAKE/ YEAR	MODEL & NOTES	ENGINE & CODE	SUPER STOCK	SUPER STOCK SPIRAL	8.8mm	EXTREME 9000	300+ RACE WIRE	300plus THUNDER SPORT	ARMOR SHIELD
JEEP (cont)									
8 CYLINDER ENGINE (cont)									
1987-80	J-10, 20 Pickup	5.9L N 360	4105	5105K	8805	•	•	•	•
1983-80	Cherokee	5.9L N 360	4105	5105K	8805	•	•	•	•
	Wagoner	5.9L N 360	4105	5105K	8805	•	•	•	•
1981-80	CJ-5	5.0L H 304	4105	5105K	8805	•	•	•	•
	CJ-7	5.0L H 304	4105	5105K	8805	•	•	•	•
1979-77	Cherokee	360	4105	5105K	8805	•	•	•	•
	CJ-5	304	4105	5105K	8805	•	•	•	•
	CJ-7	304	4105	5105K	8805	•	•	•	•
	J-10, 20 Pickup	360	4105	5105K	8805	•	•	•	•
	Wagoner	360	4105	5105K	8805	•	•	•	•
1978-77	Cherokee	401	4105	5105K	8805	•	•	•	•
	J-10, 20 Pickup	401	4105	5105K	8805	•	•	•	•
	Wagoner	401	4105	5105K	8805	•	•	•	•
1977	CJ-6	304	4105	5105K	8805	•	•	•	•
1976-75	Cherokee	360	4043	5105K	8843	•	7043	•	8003B
	Cherokee	401	4043	5105K	8843	•	7043	•	8003B
	CJ-5	304	4043	5105K	8843	•	7043	•	8003B
	CJ-6	304	4043	5105K	8843	•	7043	•	8003B
	J-10, 20 Pickup	360	4043	5105K	8843	•	7043	•	8003B
	J-10, 20 Pickup	401	4043	5105K	8843	•	7043	•	8003B
	Wagoner	360	4043	5105K	8843	•	7043	•	8003B
	Wagoner	401	4043	5105K	8843	•	7043	•	8003B
1976	CJ-7	304	4043	5105K	8843	•	7043	•	8003B
1974-71	All models	304, 360, 401	4043	5105K	8843	•	7043	•	8003B
1971-68	All models, w/Buick V8 engine	350	4043	5043B,K,R,Y	8843	•	7043	•	•
1968-65	All models	327	4047	5047B,K,R,Y	8847	•	7047	•	8004B
JENSEN									
8 CYLINDER ENGINE									
1976-73	Interceptor Series III, Mopar engine	440	4045	5045K	•	•	7045	•	•
1972-67	Interceptor Series I & II, Mopar engine	383	4072	5072K	•	•	7045	•	•
1972	Interceptor Series III, Mopar engine	383, 440	4072	5072K	•	•	7045	•	•
LAFORZA									
8 CYLINDER ENGINE									
1997-96	LaForza, w/Supercharger	Ford 5.0L 302	•	5056B	8854/8954	9022	7054	•	•
1995-89	LaForza	Ford 5.0L 302	•	5056B	8854/8954	9022	7054	•	•
LINCOLN									
8 CYLINDER ENGINE									
1997-91	Town Car, SOHC	4.6L W 281	•	5137B	•	•	•	•	•
1992-90	Mark VII	5.0L E 302	4056	5056B	8854/8954	9022	7054	•	•
1990	Town Car	5.0L F 302	4056	•	•	•	7054	•	•
1989-88	Mark VII, except LSC	5.0L F 302	N/A	N/A	N/A	N/A	N/A	N/A	N/A
1989-87	Town Car	5.0L F 302	4054	5054B,K,R,Y	8854/8954	9022	7054	•	•
1989-86	Mark VII, LSC w/H.O. 5.0L	5.0L E 302	4056	5056B	8854/8954	9022	7054	•	•
1987-86	Mark VII, except LSC	5.0L F 302	4054	5054B,K,R,Y	8854/8954	9022	7054	•	•
1987-84	Continental, w/EEC-IV	5.0L F 302	4054	5054B,K,R,Y	8854/8954	9022	7054	•	•
1985-84	Mark VII, w/EEC-IV	5.0L F 302	4054	5054B,K,R,Y	8854/8954	9022	7054	•	•
	Town Car, w/EEC-IV	5.0L F 302	4054	5054B,K,R,Y	8854/8954	9022	7054	•	•
1984-82	Continental, wo/EEC-IV	5.0L F 302	4069	5069B,Y	8869	•	7069	•	•
	Town Car, wo/EEC-IV	5.0L F 302	4069	5069B,Y	8869	•	7069	•	•
1983-81	Mark VI	5.0L F 302	4069	5069B,Y	8869	•	7069	•	•
1983	Mark VII	5.0L F 302	4069	5069B,Y	8869	•	7069	•	•
1981	Lincoln	5.0L F 302	4069	5069B,Y	8869	•	7069	•	•
1980-79	Continental	5.0L F 302	4069	5069B,Y	8869	•	7069	•	•
	Versailles	5.0L F 302	4069	5069B,Y	8869	•	7069	•	•

8800 series wire sets are Spiral core, 8900 series wire sets are Graphite Suppression core. Part # suffix indicates wire set color; B-blue, K-black, R-red, Y-yellow.

CUSTOM FIT WIRE SETS



MAKE/ YEAR	MODEL & NOTES	ENGINE & CODE	SUPER STOCK	SUPER STOCK SPIRAL	8.8mm	EXTREME 9000	300+ RACE WIRE	300plus THUNDER SPORT	ARMOR SHIELD
LINCOLN (cont)									
8 CYLINDER ENGINE (cont)									
1980	Mark VI	5.0L F 302	4069	5069B,Y	8869	•	7069	•	•
	Mark VI	5.8L G 351W	4069	5069B,Y	8869	•	7069	•	•
1979-77	Continental	400	4068	5068B	•	•	•	•	•
	Mark V	400	4068	5068B	•	•	•	•	•
1978-77	Continental	460	4052	•	8852	•	7052	•	•
	Mark V	460	4052	•	8852	•	7052	•	•
	Versailles	302	4052	•	8852	•	7052	•	•
1977	Versailles	351W	4052	•	8852	•	7052	•	•
1976-75	Continental	460	4046	5046B,K,Y	8846	•	7046	•	8005B
	Mark IV	460	4046	5046B,K,Y	8846	•	7046	•	8005B
1974-68	All models	460	4046	5046B,K,Y	8846	•	7046	•	8005B
1968-66	All models	462	4046	5046B,K,Y	8846	•	7046	•	8005B
1965-58	All models	430	4046	5046B,K,Y	8846	•	7046	•	8005B
1957-56	All models	368	4046	5046B,K,Y	8846	•	7046	•	8005B
MAZDA (See page 18 for additional applications)									
4 CYLINDER ENGINE									
2001-94	MX-5 Miata, DOHC 16V	1.8L BPD 1839cc	•	•	•	•	•	7933B,R,Y	•
1993-90	MX-5 Miata, DOHC 16V	1.6L B6ZE 1597cc	•	•	•	•	•	7933B,R,Y	•
1987-86	626, w/turbo	2.0L FE 120	4088	•	•	•	•	•	•
	626, wo/turbo	2.0L FE 120	4088	•	•	•	•	•	•
1985-83	626, w/fuel injection	2.0L FE 120	4088	•	•	•	•	•	•
1982-81	626, w/carb	2.0L MA 120	4088	•	•	•	•	•	•
1980-79	626	2.0L M 122	4088	•	•	•	•	•	•
ROTARY ENGINE									
1996-93	RX-7, Sequential Twin Turbo	1.3L RE13B 1308cc	•	•	•	•	•	7932B,R,Y	•
1992-87	RX-7 Turbo II	1.3L 13BET 1308cc	•	•	8887	•	•	7931B,R,Y	•
1992-86	RX-7	1.3L 13B 1308cc	•	•	8887	•	•	7931B,R,Y	•
1985-84	RX-7 GSL-SE, w/EFI	1.3L 13B 1308cc	•	•	8886	•	•	7930B,R,Y	•
1985-79	RX-7, w/carb	1.1L 12A 1146cc	•	•	8886	•	•	7930B,R,Y	•
1978-76	Cosmo	1.3L 13B 1308cc	•	•	8886	•	•	7930B,R,Y	•
1978-74	RX-4	1.3L 13B 1308cc	•	•	8886	•	•	7930B,R,Y	•
1978-72	RX-3	1.1L 12A 1146cc	•	•	8886	•	•	7930B,R,Y	•
1974-71	RX-2	1.1L 12A 1146cc	•	•	8886	•	•	7930B,R,Y	•
1973-71	RX-1, R100	1.1L 12A 1146cc	•	•	8886	•	•	7930B,R,Y	•
MAZDA TRUCKS									
4 CYLINDER ENGINE									
2000-98	B2500, w/Ford twin plug engine	2.5L C 156	•	5132B	•	•	•	•	•
1997-94	B2300, w/Ford twin plug engine	2.3L A 140	•	5132B	•	•	•	•	•
1993-90	B2200, wo/fuel injection	2.2L F2 133	4088	•	•	•	•	•	•
1989-87	B2200	2.2L F2 133	4088	•	•	•	•	•	•
1987-86	B2000	2.0L FE 122	4088	•	•	•	•	•	•
1984-81	B2000, to 12/83	2.0L MA 120	4088	•	•	•	•	•	•
1980-79	B2000	2.0L M 120	4088	•	•	•	•	•	•
6 CYLINDER ENGINE									
1996-94	B4000, w/Ford V6 engine	4.0L X 244	•	•	•	9032	•	•	•
1996-91	Navajo, w/Ford V6 engine	4.0L X 244	•	•	•	9032	•	•	•
1994	B3000, w/Ford V6 engine	3.0L U 181	•	5127B	•	•	•	•	•
ROTARY ENGINE									
1977-74	Rotary Pickup	1.3L 3 R-80	4086	•	8886	•	•	7930B,R,Y	•

8800 series wire sets are Spiral core, 8900 series wire sets are Graphite Suppression core. Part # suffix indicates wire set color; B-blue, K-black, R-red, Y-yellow.



CUSTOM FIT WIRE SETS

MAKE/ YEAR	MODEL & NOTES	ENGINE & CODE	SUPER STOCK	SUPER STOCK SPIRAL	8.8mm	EXTREME 9000	300+ RACE WIRE	300plus THUNDER SPORT	ARMOR SHIELD
MERCURY									
4 CYLINDER ENGINE									
1986-83	Capri, carb w/ & wo/EEC-IV	2.3LA 140	4058	5058B	•	•	•	•	•
	Cougar, XR-7 w/turbo	2.3L W 140	4058	5058B	•	•	•	•	•
	Marquis, carb w/ & wo/EEC-IV	2.3LA 140	4058	5058B	•	•	•	•	•
1984-83	Capri, Turbo w/fuel injection	2.3L W 140	4058	5058B	•	•	•	•	•
1983-78	Zephyr	2.3LA, Y 140	4058	5058B	•	•	•	•	•
1982-81	Cougar	2.3LA 140	4058	5058B	•	•	•	•	•
1982-77	Capri	2.3LA, Y 140	4058	5058B	•	•	•	•	•
1980-81	Capri, Turbo w/carb	2.3L W 140	4058	5058B	•	•	•	•	•
1980-77	Bobcat	2.3LA, Y 140	4058	5058B	•	•	•	•	•
6 CYLINDER ENGINE									
1997-94	Cougar, California only	3.8L 4 232	•	5136B	•	•	•	•	•
1995-86	Sable	3.0L U 182	•	5127B	•	•	•	•	•
1994-92	Topaz	3.0L U 182	•	5127B	•	•	•	•	•
1990-89	Cougar, XR-7 w/Supercharger	3.8L R 232	•	•	•	9030	•	•	•
8 CYLINDER ENGINE									
1997-94	Cougar, SOHC	4.6L W 281	•	5137B	•	•	•	•	•
1997-92	Grand Marquis, SOHC	4.6L W 281	•	5137B	•	•	•	•	•
1993-91	Cougar	5.0L T 302	•	•	•	9040	7054	•	•
1991-83	Grand Marquis, wo/EEC-IV	5.8L G 351W	4069	5069B, Y	8869	•	7069	•	•
1991	Grand Marquis, California only	5.0L E 302	4056	5056B	8854/8954	9022	7054	•	•
	Grand Marquis, except California	5.0L F 302	4054	5054B, K, R	8854/8954	9022	7054	•	•
1990-87	Grand Marquis	5.0L F 302	4054	5054B, K, R	8854/8954	9022	7054	•	•
1988-86	Cougar	5.0L F 302	4054	5054B, K, R	8854/8954	9022	7054	•	•
1986	Capri, w/multi-port fuel injection	5.0L E 302	4056	5056B	8854/8954	9022	7054	•	•
1985-84	Capri, automatic, fuel inj. (EEC-IV)	5.0L F 302	4056	5056B	8854/8954	9022	7054	•	•
	Capri, manual	5.0L M 302	4069	5069B, Y	8869	•	7069	•	•
	4bbl carb (wo/EEC-IV)								
	Cougar, w/carb (wo/EEC-IV)	5.0L F 302	4069	5069B, Y	8869	•	7069	•	•
	Cougar, w/fuel injection (w/EEC-IV)	5.0L F 302	4054	5054B, K, R	8854/8954	9022	7054	•	•
	Grand Marquis	5.0L F 302	4069	5069B, Y	8869	•	7069	•	•
	w/carb (wo/EEC-IV)								
	Grand Marquis	5.0L F 302	4054	5054B, K, R	8854/8954	9022	7054	•	•
	w/fuel injection (w/EEC-IV)								
	Marquis	5.0L F 302	4056	5056B	8854/8954	9022	7054	•	•
	LTS w/H.O. fuel injection								
1983-82	Capri, w/2bbl carb	5.0L F 302	4069	5069B, Y	8869	•	7069	•	•
1983	Cougar	5.0L F 302	4069	5069B, Y	8869	•	7069	•	•
	Grand Marquis	5.0L F 302	4069	5069B, Y	8869	•	7069	•	•
1982-81	Marquis	4.2L D 255	4069	5069B, Y	8869	•	7069	•	•
1982-80	Capri	4.2L D 255	4069	5069B, Y	8869	•	7069	•	•
	Cougar	4.2L D 255	4069	5069B, Y	8869	•	7069	•	•
	Marquis	5.0L F 302	4069	5069B, Y	8869	•	7069	•	•
	Zephyr	4.2L D 255	4069	5069B, Y	8869	•	7069	•	•
1982-79	Marquis	5.8L G 351W	4069	5069B, Y	8869	•	7069	•	•
1981-80	Cougar	5.0L F 302	4069	5069B, Y	8869	•	7069	•	•
1980	Monarch	4.2L D 255	4069	5069B, Y	8869	•	7069	•	•
	Monarch	5.0L F 302	4069	5069B, Y	8869	•	7069	•	•
	Zephyr	4.2L D 255	4069	5069B, Y	8869	•	7069	•	•
1979-78	Marquis	51M	4068	5068B	•	•	•	•	•
1979-77	Cougar	302	4052	•	8852	•	7052	•	•
	Cougar	351M	4068	5068B	•	•	•	•	•
	Monarch	302	4052	•	8852	•	7052	•	•

8800 series wire sets are Spiral core, 8900 series wire sets are Graphite Suppression core. Part # suffix indicates wire set color; B-blue, K-black, R-red, Y-yellow.

CUSTOM FIT WIRE SETS



MAKE/ YEAR	MODEL & NOTES	ENGINE & CODE	SUPER STOCK	SUPER STOCK SPIRAL	8.8mm	EXTREME 9000	300+ RACE WIRE	300plus THUNDER SPORT	ARMOR SHIELD
MERCURY (cont)									
8 CYLINDER ENGINE (cont)									
1979	Capri	302	4052	•	8852	•	7052	•	•
	Cougar	351W	4069	5069B,Y	8869	•	7069	•	•
	Marquis	302	4052	•	8852	•	7052	•	•
	Zephyr	302	4052	•	8852	•	7052	•	•
1978-77	Cougar	351W	4052	•	8852	•	7052	•	•
	Cougar	400	4068	5068B	•	•	•	•	•
	Marquis	400	4068	5068B	•	•	•	•	•
	Marquis	460	4052	•	8852	•	7052	•	•
1978	Marquis	351W	4052	•	8852	•	7052	•	•
1977	Comet	302	4052	•	8852	•	7052	•	•
	Monarch	51W	4052	•	8852	•	7052	•	•
1976-75	Comet	302	4047	5047B,K,R,Y	8847	•	7047	•	8004B
	Cougar	351M	4046	5046B,K,Y	8846	•	7046	•	8005B
	Cougar	351W	4047	5047B,K,R,Y	8847	•	7047	•	8004B
	Cougar	400	4046	5046B,K,Y	8846	•	7046	•	8005B
	Cougar	460	4046	5046B,K,Y	8846	•	7046	•	8005B
	Marquis	351W	4047	5047B,K,R,Y	8847	•	7047	•	8004B
	Marquis	400	4046	5046B,K,Y	8846	•	7046	•	8005B
	Monarch	302	4047	5047B,K,R,Y	8847	•	7047	•	8004B
	Monarch	351W	4047	5047B,K,R,Y	8847	•	7047	•	8004B
	Montego	302	4047	5047B,K,R,Y	8847	•	7047	•	8004B
	Montego	351M	4046	5046B,K,Y	8846	•	7046	•	8005B
	Montego	351W	4047	5047B,K,R,Y	8847	•	7047	•	8004B
	Montego	400	4046	5046B,K,Y	8846	•	7046	•	8005B
	Montego	460	4046	5046B,K,Y	8846	•	7046	•	8005B
1974-72	All models	460	4046	5046B,K,Y	8846	•	7046	•	8005B
1974-71	All models	400C	4046	5046B,K,Y	8846	•	7046	•	8005B
1974-70	All models, Cleveland	351C, CJ, BOSS	4046	5046B,K,Y	8846	•	7046	•	8005B
1974-69	All models, Windsor	351W	4047	5047B,K,R,Y	8847	•	7047	•	8004B
1974-68	All models, except BOSS 302	302	4047	5047B,K,R,Y	8847	•	7047	•	8004B
1973-68	All models, except BOSS 429	429, CJ, SCJ	4046	5046B,K,Y	8846	•	7046	•	8005B
1971-69	All models, BOSS 302	302 BOSS	4046	5046B,K,Y	8846	•	7046	•	8005B
1971-61	All models	390, 406	4046	5046B,K,Y	8846	•	7046	•	8005B
1970-66	All models	410, 428, CJ	4046	5046B,K,Y	8846	•	7046	•	8005B
1968-64	All models	427	4046	5046B,K,Y	8846	•	7046	•	8005B
1968-63	All models	289	4047	5047B,K,R,Y	8847	•	7047	•	8004B
1966-58	All models	352	4046	5046B,K,Y	8846	•	7046	•	8005B
1964-62	All models	221, 260	4047	5047B,K,R,Y	8847	•	7047	•	8004B
1960-58	All models	332, 383	4046	5046B,K,Y	8846	•	7046	•	8005B
MERCURY TRUCKS									
8 CYLINDER ENGINE									
1997-96	Mountaineer	5.0L P 302	•	•	•	9047	•	•	•
MERKUR									
4 CYLINDER ENGINE									
1989-85	XR4TI, w/turbo	2.3L W 140	4058	•	•	•	•	•	•
MITSUBISHI (See page 18 for additional applications)									
4 CYLINDER ENGINE									
1999-95	Eclipse, DOHC 16V	2.0L A588 1996cc	•	•	•	•	•	7961B,R,Y	•
1999-95	Eclipse Turbo, DOHC 16V Turbo	2.0L 4G63 1997cc	•	•	•	•	•	7920B,R,Y	•
1994-89	Eclipse, DOHC 16V	2.0L 4G63 1997cc	•	•	•	•	•	7920B,R,Y	•
	Eclipse Turbo, DOHC 16V Turbo	2.0L 4G63 1997cc	•	•	•	•	•	7920B,R,Y	•
1994	Galant GS, DOHC 16V	2.4L 4G64 2350cc	•	•	•	•	•	7920B,R,Y	•
1992-91	Galant VR-4, DOHC 16V Turbo	2.0L 4G63 1997cc	•	•	•	•	•	7920B,R,Y	•
1992-89	Mirage, DOHC 16V	1.6L 4G61 1589cc	•	•	•	•	•	7920B,R,Y	•
1992-88	Galant GSR, DOHC 16V	2.0L 4G63 1997cc	•	•	•	•	•	7920B,R,Y	•

8800 series wire sets are Spiral core, 8900 series wire sets are Graphite Suppression core. Part # suffix indicates wire set color; B-blue, K-black, R-red, Y-yellow.



CUSTOM FIT WIRE SETS

MAKE/ YEAR	MODEL & NOTES	ENGINE & CODE	SUPER STOCK	SUPER STOCK SPIRAL	8.8mm	EXTREME 9000	300+ RACE WIRE	300plus THUNDER SPORT	ARMOR SHIELD
MITSUBISHI (cont)									
4 CYLINDER ENGINE (cont)									
1988-84	Cordia	2.0L D 122	4064	•	•	•	•	•	•
	Tredia	2.0L D 122	4064	•	•	•	•	•	•
1987	Precis, to 3/87	1.5L J 90	4064	•	•	•	•	•	•
1983	Cordia, wo/turbo	1.8L 4 110	4064	•	•	•	•	•	•
	Tredia, wo/turbo	1.8L 4 110	4064	•	•	•	•	•	•
6 CYLINDER ENGINE									
1999-94	3000 GT, DOHC 24V	3.0L 6G72 2972cc	•	•	•	•	•	7921B,R,Y	•
	3000 GTVR-4	3.0L 6G72 2972cc	•	•	•	•	•	7921B,R,Y	•
	DOHC 24V Twin Turbo								
1996-92	Diamante, DOHC 24V	3.0L 6G72 2972cc	•	•	•	•	•	7921B,R,Y	•
1993-91	3000 GT, DOHC 24V	3.0L 6G72 2972cc	•	•	•	•	•	7921B,R,Y	•
	3000 GTVR-4	3.0L 6G72 2972cc	•	•	•	•	•	7921B,R,Y	•
	DOHC 24V Twin Turbo								
MITSUBISHI TRUCKS									
4 CYLINDER ENGINE									
1989-84	Pickup	2.0L 5 122	4064	•	•	•	•	•	•
1986-84	Pickup	2.6L E 156	4064	•	•	•	•	•	•
1983	Montero	2.6L 7 156	4073	•	•	•	•	•	•
	Pickup	2.0L D 122	4064	•	•	•	•	•	•
	Pickup	2.6L 7 156	4064	•	•	•	•	•	•
NISSAN (See page 18 for additional applications)									
4 CYLINDER ENGINE									
1998-91	240SX, DOHC 16V	2.4L KA24DE 2389cc	•	•	•	•	•	7940B,R,Y	•
1997-95	200SX SE-R, DOHC 16V	2.0L SR20DE 2006cc	•	•	•	•	•	7941B,R,Y	•
1994-91	Sentra SE-R, DOHC 16V	2.0L SR20DE 2006cc	•	•	•	•	•	7941B,R,Y	•
1993-91	NX 2000, DOHC 16V	2.0L SR20DE 2006cc	•	•	•	•	•	7941B,R,Y	•
1988-87	200SX, w/turbo Canada only	1.8L CA18ET	4082	•	•	•	•	•	•
1988-84	200SX, Twin Plug engine	2.0L CA20E	4082	•	•	•	•	•	•
1986-84	200SX, Turbo Twin Plug engine	1.8L CA18ET	4082	•	•	•	•	•	•
1983-82	200SX, Twin Plug engine	2.2L Z22E	4082	•	•	•	•	•	•
1981	200SX, Twin Plug engine	2.0L Z20E	4082	•	•	•	•	•	•
	510, Twin Plug engine	2.0L Z20S	4082	•	•	•	•	•	•
1980-79	200SX, California Twin Plug engine	2.0L Z20E	4082	•	•	•	•	•	•
1980	510, California Twin Plug engine	2.0L Z20E	4082	•	•	•	•	•	•
6 CYLINDER ENGINE									
1989-84	300ZX	3.0L VG30E 181	4083	•	8883	•	•	•	•
	300ZX, w/turbo	3.0L VG30T 181	4083	•	8883	•	•	•	•
1988-85	Maxima	3.0L VG30E 181	4083	•	8883	•	•	•	•
1984-82	Maxima	2.4L L24E 146	4081	•	8881	•	•	•	•
1983-81	280ZX, w/turbo	2.8L L28ET 168	4081	•	8881	•	•	•	•
1983-79	280ZX	2.8L L28E 168	4081	•	8881	•	•	•	•
1981	810, Maxima	2.4L L24E 146	4081	•	8881	•	•	•	•
1980-77	810	2.4L L24E 146	4081	•	8881	•	•	•	•
1978-75	280Z	2.8L L28E 168	4081	•	8881	•	•	•	•
1975	260Z, Canada only	2.6L L26 157	4081	•	8881	•	•	•	•
1974	260Z	2.6L L26 157	4081	•	8881	•	•	•	•
1973-70	240Z	2.4L L24 146	4081	•	8881	•	•	•	•
NISSAN TRUCKS									
4 CYLINDER ENGINE									
1986-83	720 Pickup, Twin Plug engine	2.4L Z24 146	4082	•	•	•	•	•	•
1983-81	720 Pickup, Twin Plug engine	2.2L Z22	4082	•	•	•	•	•	•
1980	620 Pickup, California Twin Plug engine	2.0L Z20	4082	•	•	•	•	•	•
	720 Pickup, California Twin Plug engine	2.2L Z22	4082	•	•	•	•	•	•

8800 series wire sets are Spiral core, 8900 series wire sets are Graphite Suppression core. Part # suffix indicates wire set color; B-blue, K-black, R-red, Y-yellow.

CUSTOM FIT WIRE SETS



MAKE/ YEAR	MODEL & NOTES	ENGINE & CODE	SUPER STOCK	SUPER STOCK SPIRAL	8.8mm	EXTREME 9000	300+ RACE WIRE	300plus THUNDER SPORT	ARMOR SHIELD
NISSAN TRUCKS (cont)									
6 CYLINDER ENGINE									
1989-87	Pathfinder	3.0L VG30E 181	4083	•	8883	•	•	•	•
1989-86	D21 Pickup	3.0L VG30E 181	4083	•	8883	•	•	•	•
OLDSMOBILE									
4 CYLINDER ENGINE									
1992-87	Cutlass Ciera	2.5L R 151	4059	•	•	•	•	•	•
1991-87	Cutlass Calais	2.5L U 151	4059	•	•	•	•	•	•
1986-85	Cutlass Calais	2.5L U 151	4059	5059K	•	•	•	•	•
	Cutlass Ciera	2.5L R 151	4059	5059K	•	•	•	•	•
1984	Cutlass Ciera	2.5L R 151	•	5059K	•	•	•	•	•
	Omega	2.5L R 151	•	5059K	•	•	•	•	•
1983-82	Cutlass Ciera	2.5L R 151	4067	5059K	•	•	•	•	•
1983-81	Omega	2.5L R 151	4067	5059K	•	•	•	•	•
1981	Omega, Canada only	2.5L 5 151	4067	•	•	•	•	•	•
1980-79	Starfire	2.5L V 151	4067	•	•	•	•	•	•
1980	Omega	2.5L 5 151	4067	•	•	•	•	•	•
6 CYLINDER ENGINE									
2000-95	Delta 88, LSS w/Supercharger	3.8L I 231	•	•	•	9046	•	•	•
1995-91	Cutlass Supreme, DOHC 24V	3.4L X 207	•	5126K	•	•	•	•	•
1994-92	Delta 88	3.8L L 231	•	•	•	9046	•	•	•
1994-91	98	3.8L L 231	•	•	•	9046	•	•	•
1991-88	Delta 88	3.8L C 231	•	•	•	9046	•	•	•
1990-88	98	3.8L C 231	•	•	•	9046	•	•	•
1990-88	Toronado	3.8L C 231	•	•	•	9046	•	•	•
1987-82	Cutlass Supreme	3.8L A 231	4063	5063B	•	•	•	•	•
1986-85	Firenza, w/fuel injection	2.8L W 173	4079	•	8879	•	•	•	•
1986	Cutlass Ciera, w/carb	2.8L X 173	4078	5078K	8878	•	•	•	•
	Cutlass Ciera, w/fuel injection	2.8L W 173	4079	•	8879	•	•	•	•
1985-84	Cutlass Ciera	3.8L 3 231	4063	5063B	•	•	•	•	•
1985-83	Cutlass Ciera	3.0l e 184	4063	5063B	•	•	•	•	•
1985-81	Toronado	4.1L 4 252	4063	5063B	•	•	•	•	•
1985-80	Delta 88, RWD	3.8L A 231	4063	5063B	•	•	•	•	•
1985	98, FWD	3.0L E 184	4063	5063B	•	•	•	•	•
	98, FWD	3.8L 3 231	4063	5063B	•	•	•	•	•
1984-83	Omega	2.8L X 173	4062	•	•	•	•	•	•
	Omega, w/H.O.	2.8L Z 173	4062	•	•	•	•	•	•
1983-81	98	4.1L 4 252	4063	5063B	•	•	•	•	•
1982	Cutlass Ciera	3.0L E 184	4062	•	•	•	•	•	•
	Omega	2.8L X 173	4063	5063B	•	•	•	•	•
	Omega, w/H.O.	2.8L Z 173	4063	5063B	•	•	•	•	•
1981-77	Cutlass	3.8L A,C,2 231	4063	5063B	•	•	•	•	•
1981	Omega	2.8L X 173	4063	5063B	•	•	•	•	•
1980-75	Starfire	3.8L A,C,2 231	4063	5063B	•	•	•	•	•
1980	Omega	2.8L 7 173	4063	5063B	•	•	•	•	•
1979-77	Delta 88	231	4063	5063B	•	•	•	•	•
	Omega	231	4063	5063B	•	•	•	•	•
1976-75	Cutlass, w/HEI	250	•	5123K	•	•	•	•	•
	Omega, w/HEI	250	•	5123K	•	•	•	•	•
1974-66	All models, wo/HEI	250	4060	•	•	•	•	•	•
1965-64	All models, Buick V6	225	4081	•	8881	•	•	•	•
8 CYLINDER ENGINE									
1992-91	Custom Cruiser Wagon w/throttle body injection	5.0L E 305	4065	•	8865/8965	9033	7065	•	•
1992	Custom Cruiser Wagon w/throttle body injection	5.7L 7 350	4065	•	8865/8965	9033	7065	•	•
1990-85	Custom Cruiser	5.0L Y 307	4053	5053K,Y	•	•	7053	•	8007B
1988	Cutlass Supreme Classic, RWD	5.0L Y 307	4053	5053K,Y	•	•	7053	•	8007B
1987-83	Cutlass Supreme, w/H.O.	5.0L 9 307	4053	5053K,Y	•	•	7053	•	8007B
1987-81	Cutlass Supreme	5.0L Y 307	4053	5053K,Y	•	•	7053	•	8007B
1985-80	Toronado	5.0L Y 307	4053	5053K,Y	•	•	7053	•	8007B

8800 series wire sets are Spiral core, 8900 series wire sets are Graphite Suppression core. Part # suffix indicates wire set color; B-blue, K-black, R-red, Y-yellow.



CUSTOM FIT WIRE SETS

MAKE/ YEAR	MODEL & NOTES	ENGINE & CODE	SUPER STOCK	SUPER STOCK SPIRAL	8.8mm	EXTREME 9000	300+ RACE WIRE	300plus THUNDER SPORT	ARMOR SHIELD
OLDSMOBILE (cont)									
8 CYLINDER ENGINE (cont)									
1984-80	98, RWVD	5.0L Y 307	4053	5053K,Y	•	•	7053	•	8007B
	Delta 88	5.0L Y 307	4053	5053K,Y	•	•	7053	•	8007B
1982-77	Delta 88	4.3L F,8 260	4053	5053K,Y	•	•	7053	•	8007B
1982-75	Cutlass Supreme	4.3L F,8 260	4053	5053K,Y	•	•	7053	•	8007B
1980-79	Cutlass, Chevrolet engine	5.0L H 305	•	5138K	•	•	•	•	•
	Toronado	5.7L R 350	4053	5053K,Y	•	•	7053	•	8007B
1980-77	98	5.7L R 350	4053	5053K,Y	•	•	7053	•	8007B
1980-76	Cutlass	5.7L R 350	4053	5053K,Y	•	•	7053	•	8007B
	Delta 88	5.7L R 350	4053	5053K,Y	•	•	7053	•	8007B
1979-77	98	403 K	4053	5053K,Y	•	•	7053	•	8007B
	Cutlass	403 K	4053	5053K,Y	•	•	7053	•	8007B
	Delta 88	403 K	4053	5053K,Y	•	•	7053	•	8007B
	Omega, Chevrolet engine	350 L	4048	5048B,K,R,Y	8848	9011	7048	•	8002B
1979	Cutlass, Chevrolet engine	350 L	•	5138K	•	•	•	•	•
	Delta 88, Pontiac engine	301 Y	4051	5051K,Y	8851	•	7051	•	8007B
	Omega, Chevrolet engine	305 G	4048	5048B,K,R,Y	8848	9011	7048	•	8002B
	Starfire, Chevrolet engine	305 G	•	5140K	•	•	•	•	•
1978-77	Omega, Chevrolet engine	305 U	4048	5048B,K,R,Y	8848	9011	7048	•	8002B
	Toronado	403 K	4053	5053K,Y	•	•	7053	•	8007B
1978	Cutlass, Chevrolet engine	305 H,U	4049	5049B,K,R,Y	8849	9015	7049	•	•
	Cutlass, Chevrolet engine	350 L	4049	5049B,K,R,Y	8849	9015	7049	•	•
	Starfire, Chevrolet engine	305 U	•	5140K	•	•	•	•	•
1977-75	Omega	260 F	4053	5053K,Y	•	•	7053	•	8007B
1977-74	Omega, w/HEI	350 R	4053	5053K,Y	•	•	7053	•	8007B
1977	Delta 88, Chevrolet engine	350 L	4048	5048B,K,R,Y	8848	9011	7048	•	8002B
	Starfire, Chevrolet engine	305 U	4048	5048B,K,R,Y	8848	9011	7048	•	8002B
1976-74	98, w/HEI	455	4053	5053K,Y	•	•	7053	•	8007B
	Cutlass, w/HEI	455	4053	5053K,Y	•	•	7053	•	8007B
	Delta 88, w/HEI	455	4053	5053K,Y	•	•	7053	•	8007B
	Toronado, w/HEI	455	4053	5053K,Y	•	•	7053	•	8007B
1975-74	Cutlass, w/HEI	350	4053	5053K,Y	•	•	7053	•	8007B
	Delta 88, w/HEI	350	4053	5053K,Y	•	•	7053	•	8007B
1975	Delta 88, Pontiac engine	400	4051	5051K,Y	8851	•	7051	•	8007B
1974-68	All models, wo/HEI	350	4047	5047B,K,R,Y	8847	•	7047	•	8005B
	All models, wo/HEI	455	4047	5047B,K,R,Y	8847	•	7047	•	8005B
1969-65	All models	400, 425	4047	5047B,K,R,Y	8847	•	7047	•	8005B
1967-64	All models	330	4047	5047B,K,R,Y	8847	•	7047	•	8005B
1964-58	All models	371, 394	4047	5047B,K,R,Y	8847	•	7047	•	8005B
1963-61	All models	215	4047	5047B,K,R,Y	8847	•	7047	•	8005B
OLDSMOBILE TRUCKS									
6 CYLINDER ENGINE									
2001-96	Bravada, Vortec w/SFI	4.3L W 262	•	•	•	9044	•	•	•
1995-92	Silhouette	3.8L L 231	•	•	•	9046	•	•	•
1995-90	Silhouette	3.1L D 189	4079	•	8879	•	•	•	•
1994-92	Bravada, w/H.O.	4.3L W 262	4093	•	8893	9031	•	•	•
1992-91	Bravada	4.3L Z 262	4093	•	8893	9031	•	•	•
PLYMOUTH (See page 18 for additional applications)									
4 CYLINDER ENGINE									
1999-95	Neon, DOHC 16V	2.0L Y 1996cc	•	•	•	•	•	7961B,R,Y	•
1994-93	Laser, DOHC 16V	2.0L E 1997cc	•	•	•	•	•	7920B,R,Y	•
	Laser Turbo, DOHC 16V Turbo	2.0L F 1997cc	•	•	•	•	•	7920B,R,Y	•
1992-90	Laser, DOHC 16V	2.0L R 1997cc	•	•	•	•	•	7920B,R,Y	•
	Laser Turbo, DOHC 16V Turbo	2.0L U 1997cc	•	•	•	•	•	7920B,R,Y	•
1990-89	Acclaim	2.5L K 153	4057	5057K	•	•	•	•	•
	Acclaim, w/turbo	2.5L J 153	4057	5057K	•	•	•	•	•
	Colt, DOHC 16V	1.6L 4G61 1597cc	•	•	•	•	•	7920B,R,Y	•
	Sundance, w/turbo	2.5L J 153	4057	5057K	•	•	•	•	•
1990-88	Horizon, w/fuel injection	2.2L D 135	4057	5057K	•	•	•	•	•
	Sundance	2.5L K 153	4057	5057K	•	•	•	•	•

8800 series wire sets are Spiral core, 8900 series wire sets are Graphite Suppression core. Part # suffix indicates wire set color; B-blue, K-black, R-red, Y-yellow.

CUSTOM FIT WIRE SETS



MAKE/ YEAR	MODEL & NOTES	ENGINE & CODE	SUPER STOCK	SUPER STOCK SPIRAL	8.8mm	EXTREME 9000	300+ RACE WIRE	300plus THUNDER SPORT	ARMOR SHIELD
PLYMOUTH (cont)									
4 CYLINDER ENGINE (cont)									
1990-87	Colt, wagon Canada only	1.5L Q 92	4064	•	•	•	•	•	•
	Sundance	2.2L D 135	4057	5057K	•	•	•	•	•
1989-86	Reliant	2.5L K 153	4057	5057K	•	•	•	•	•
1989-85	Reliant	2.2L D 135	4057	5057K	•	•	•	•	•
1988-87	Sundance, w/turbo	2.2L E 135	4057	5057K	•	•	•	•	•
1988-85	Caravelle	2.2L D 135	4057	5057K	•	•	•	•	•
	Caravelle	2.5L K 153	4057	5057K	•	•	•	•	•
	Caravelle, w/turbo	2.2L E 135	4057	5057K	•	•	•	•	•
1987-83	TC3 Turismo, including H.O.	2.2L 8,C 135	4057	5057K	•	•	•	•	•
1987-81	Horizon	2.2L B,C 135	4057	5057K	•	•	•	•	•
1986-84	Conquest, w/turbo	2.6L H,N 156	4073	•	•	•	•	•	•
1985-81	Reliant	2.2L B,C 135	4057	5057K	•	•	•	•	•
	Reliant, Mitsubishi engine	2.6L D,G 156	4064	•	•	•	•	•	•
1983-82	Sapporo	2.6L L 156	4073	•	•	•	•	•	•
1983-80	Horizon, VW engine	1.7L A,B 105	4057	•	•	•	•	•	•
	TC3 Turismo, VW engine	1.7L A,B 105	4057	•	•	•	•	•	•
1982-81	TC3 Turismo	2.2L B 135	4057	5057K	•	•	•	•	•
1982-79	Champ	1.4L 2,J 86	4064	•	•	•	•	•	•
	Champ	1.6L 3,K 97	4064	•	•	•	•	•	•
1981-78	Sapporo	2.6L 7,F 156	4064	•	•	•	•	•	•
1979-78	Arrow	1.6L K 97	4064	•	•	•	•	•	•
	Sapporo	1.6L K 97	4064	•	•	•	•	•	•
1979-76	Arrow	2.0L U 122	4064	•	•	•	•	•	•
6 CYLINDER ENGINE									
1983	Caravelle	3.7L H,J 225	4061	5061K	•	•	•	•	•
	Gran Fury	3.7L H,J 225	4061	5061K	•	•	•	•	•
1982-81	Gran Fury	3.7L E,F 225	4061	5061K	•	•	•	•	•
1982	Caravelle	3.7L E,F 225	4061	5061K	•	•	•	•	•
1980-79	Fury	3.7L C,D 225	4061	5061K	•	•	•	•	•
	Volare	3.7L C,D 225	4061	5061K	•	•	•	•	•
1978-76	Volare	225 C,D	4061	•	•	•	•	•	•
1978-74	Fury	225 C,D	4061	•	•	•	•	•	•
1976-73	Duster	225	4061	•	•	•	•	•	•
	Valiant	225	4061	•	•	•	•	•	•
1974-73	Duster	198	4061	•	•	•	•	•	•
	Satellite	225	4061	•	•	•	•	•	•
	Valiant	198	4061	•	•	•	•	•	•
1972-60	All models	225	4061	•	•	•	•	•	•
1969-61	All models	170	4061	•	•	•	•	•	•
8 CYLINDER ENGINE									
1989-83	Caravelle	5.2L 4,PS 318	•	5107K,R	•	9010	•	•	•
	Gran Fury	5.2L 4,PS 318	•	5107K,R	•	9010	•	•	•
1982-81	Gran Fury	5.2L K,L,M,N 318	•	5107K,R	•	9010	•	•	•
1982	Caravelle	5.2L K,L,M,N 318	•	5107K,R	•	9010	•	•	•
1980-79	Gran Fury	5.2L G,H 318	•	5107K,R	•	9010	•	•	•
	Gran Fury	5.9L K,L 360	•	5107K,R	•	9010	•	•	•
	Volare	5.2L G,H 318	•	5107K,R	•	9010	•	•	•
	Volare	5.9L K,L 360	•	5107K,R	•	9010	•	•	•
1978-76	Volare	318 G,H	4047	5047B,K,R,Y	8847	•	7047	•	8006B
	Volare	360 K,L	4047	5047B,K,R,Y	8847	•	7047	•	8006B
1978-73	Fury	318 G,H	4047	5047B,K,R,Y	8847	•	7047	•	8006B
	Fury	360 J,K,L	4047	5047B,K,R,Y	8847	•	7047	•	8006B
	Fury	400 N,P	4045	5045K	•	•	7045	•	•
	Fury	440 T,U	4045	5045K	•	•	7045	•	•

8800 series wire sets are Spiral core, 8900 series wire sets are Graphite Suppression core. Part # suffix indicates wire set color; B-blue, K-black, R-red, Y-yellow.



CUSTOM FIT WIRE SETS

MAKE/ YEAR	MODEL & NOTES	ENGINE & CODE	SUPER STOCK	SUPER STOCK SPIRAL	8.8mm	EXTREME 9000	300+ RACE WIRE	300plus THUNDER SPORT	ARMOR SHIELD
PLYMOUTH (cont)									
8 CYLINDER ENGINE (cont)									
1977-75	Gran Fury	318 G,H	4047	5047B,K,R,Y	8847	•	7047	•	8006B
	Gran Fury	360 J,K,L	4047	5047B,K,R,Y	8847	•	7047	•	8006B
	Gran Fury	400 N,P	4045	5045K	•	•	7045	•	•
	Gran Fury	440 T,U	4045	5045K	•	•	7045	•	•
1976-73	Duster	318	4047	5047B,K,R,Y	8847	•	7047	•	8006B
	Duster	360	4047	5047B,K,R,Y	8847	•	7047	•	8006B
	Valiant	318	4047	5047B,K,R,Y	8847	•	7047	•	8006B
1974-73	Barracuda	318	4047	5047B,K,R,Y	8847	•	7047	•	8006B
	Barracuda	360	4047	5047B,K,R,Y	8847	•	7047	•	8006B
	Satellite	318	4047	5047B,K,R,Y	8847	•	7047	•	8006B
	Satellite	400	4045	5045K	•	•	7045	•	•
	Satellite	440	4045	5045K	•	•	7045	•	•
1973	Barracuda	340	4047	5047B,K,R,Y	8847	•	7047	•	8006B
	Duster	340	4047	5047B,K,R,Y	8847	•	7047	•	8006B
	Satellite	340	4047	5047B,K,R,Y	8847	•	7047	•	8006B
	Valiant	340	4047	5047B,K,R,Y	8847	•	7047	•	8006B
1972-71	All models	360	4047	5047B,K,R,Y	8847	•	7047	•	8006B
1972-68	All models	340	4047	5047B,K,R,Y	8847	•	7047	•	8006B
1972-67	All models	318	4047	5047B,K,R,Y	8847	•	7047	•	8006B
1972-66	All models	440	4072	5072K	•	•	7045	•	•
1972	All models	400	4072	5072K	•	•	7045	•	•
1971-59	All models	383	4072	5072K	•	•	7045	•	•
1969-64	All models	273	4047	5047B,K,R,Y	8847	•	7047	•	8006B
1966-58	All models	350, 361	4072	5072K	•	•	7045	•	•
1965-63	All models	426	4072	5072K	•	•	7045	•	•
	STD & Maxi Wedge, not HEMI								
1965-59	All models	413	4072	5072K	•	•	7045	•	•
PLYMOUTH TRUCKS									
4 CYLINDER ENGINE									
2000-96	Voyager, DOHC I6V	2.4L X 2429cc	•	•	•	•	•	7961B,R,Y	•
1990-89	Voyager, w/turbo	2.5L J 153	4057	5057K	•	•	•	•	•
1990-87	Voyager	2.5L K 153	4057	5057K	•	•	•	•	•
1987-84	Voyager	2.2L C 135	4057	5057K	•	•	•	•	•
	Voyager, Mitsubishi engine	2.6L G 156	4064	•	•	•	•	•	•
1983	Scamp	2.2L 4 135	4057	5057K	•	•	•	•	•
1980-79	Arrow Pickup	2.0L 5,U 122	4064	•	•	•	•	•	•
	Arrow Pickup	2.6L 7,W 156	4064	•	•	•	•	•	•
6 CYLINDER ENGINE									
1983-81	PB 150-250 Van & Chassis	3.7L E,H 225	•	5061K	•	•	•	•	•
1980-79	PB 100-200 Van & Chassis	3.7L B,N 225	•	5061K	•	•	•	•	•
	Trail Duster	3.7L N 225	•	5061K	•	•	•	•	•
1978-74	PB 100-200 Van & Chassis	225 B	4061	•	•	•	•	•	•
	Trail Duster	225 B	4061	•	•	•	•	•	•
8 CYLINDER ENGINE									
1983	PB 150-350 Van & Chassis	5.2L T,U 318	•	5107K,R	•	9010	•	•	•
1982-81	PB 150-350 Van & Chassis	5.2L P,R 318	•	5107K,R	•	9010	•	•	•
1982	M,R 350 Van & Chassis	5.9L I,W 360	•	5107K,R	•	9010	•	•	•
	PB 350 Van & Chassis	5.9L I,W 360	•	5107K,R	•	9010	•	•	•
	PB 350 Van & Chassis	5.9L U,V 360	•	5107K,R	•	9010	•	•	•
1981	M,R 350 Van & RV Chassis	5.9L T 360	•	5107K,R	•	9010	•	•	•
	PB 250-350 Van & Chassis	5.9L T 360	•	5107K,R	•	9010	•	•	•
	Trail Duster	5.2L P,R 318	•	5107K,R	•	9010	•	•	•
	Trail Duster	5.9L T 360	•	5107K,R	•	9010	•	•	•
1980-79	M,R 300 Van & RV Chassis	7.2L A 440-3	•	•	•	9007	•	•	•
	PB 100-300 Van & Chassis	5.2L E,P 318	•	5107K,R	•	9010	•	•	•
	PB 200-300 Van & Chassis	5.9L F,T 360	•	5107K,R	•	9010	•	•	•
	Trail Duster	5.2L E,P 318	•	5107K,R	•	9010	•	•	•
	Trail Duster	5.9L F,T 360	•	5107K,R	•	9010	•	•	•

8800 series wire sets are Spiral core, 8900 series wire sets are Graphite Suppression core. Part # suffix indicates wire set color; B-blue, K-black, R-red, Y-yellow.

CUSTOM FIT WIRE SETS



MAKE/ YEAR	MODEL & NOTES	ENGINE & CODE	SUPER STOCK	SUPER STOCK SPIRAL	8.8mm	EXTREME 9000	300+ RACE WIRE	300plus THUNDER SPORT	ARMOR SHIELD
PLYMOUTH TRUCKS (cont)									
8 CYLINDER ENGINE (cont)									
1978-74	M,R 300 Van & RV Chassis	440-3	4045	5045K	•	9007	•	•	•
	PB 100-300 Van & Chassis	318 E	4047	5047B,K,R,Y	8847	•	7047	•	8006B
	PB 100-300 Van & Chassis	360 F	4047	5047B,K,R,Y	8847	•	7047	•	8006B
	PB 200-300 Van & Chassis	400 J	4045	5045K	•	9007	•	•	•
	PB 200-300 Van & Chassis	440 D	4045	5045K	•	9007	•	•	•
	Trail Duster	318 E	4047	5047B,K,R,Y	8847	•	7047	•	8006B
	Trail Duster	360 F	4047	5047B,K,R,Y	8847	•	7047	•	8006B
	Trail Duster	400 J	4045	5045K	•	9007	•	•	•
	Trail Duster	440 D	4045	5045K	•	9007	•	•	•
PONTIAC									
4 CYLINDER ENGINE									
1993	Sunfire	2.2L 4 134	•	•	•	•	•	7968B,R,Y	•
1991-87	6000	2.5L R 151	4059	•	•	•	•	•	•
	Grand AM	2.5L U 151	4059	•	•	•	•	•	•
1988-87	Fiero	2.5L R 151	4059	•	•	•	•	•	•
1987-82	T 1000	1.6L C 98	4067	•	•	•	•	•	•
1986-85	6000	2.5L R 151	4059	5059K	•	•	•	•	•
	Fiero	2.5L R 151	4059	5059K	•	•	•	•	•
	Firebird	2.5L 2 151	4059	5059K	•	•	•	•	•
	Grand AM	2.5L U 151	4059	5059K	•	•	•	•	•
1984	6000	2.5L R 151	•	5059K	•	•	•	•	•
	Fiero	2.5L R 151	•	5059K	•	•	•	•	•
	Firebird	2.5L 2 151	•	5059K	•	•	•	•	•
	Phoenix	2.5L R 151	•	5059K	•	•	•	•	•
1983-82	6000	2.5L R 151	4067	5059K	•	•	•	•	•
	Firebird	2.5L 2 151	4067	5059K	•	•	•	•	•
1983-81	Phoenix	2.5L R 151	4067	5059K	•	•	•	•	•
1981	Phoenix, Canada only	2.5L 5 151	4067	•	•	•	•	•	•
	Sunbird, Canada only	2.5LV 151	4067	•	•	•	•	•	•
	Sunbird, except Canada	2.5LV 151	4067	5059K	•	•	•	•	•
1980-79	Sunbird	2.5LV 151	4067	•	•	•	•	•	•
1980	Phoenix	2.5L 5 151	4067	•	•	•	•	•	•
6 CYLINDER ENGINE									
2001-95	Firebird	3.8L K 231	•	•	•	9045	•	•	•
2000-92	Bonneville, SSEI w/supercharger	3.8L I 231	•	•	•	9046	•	•	•
1995-93	Firebird	3.4L S 207	•	5130K	•	•	•	•	•
1995-91	Grand Prix, DOHC 24V	3.4L X 207	•	5126K	•	•	•	•	•
1994-92	Bonneville	3.8L L 231	•	•	•	9046	•	•	•
1992-90	Firebird	3.1LT 189	4079	5079K	8879	•	•	•	•
1991-88	Bonneville	3.8L C 231	•	•	•	9046	•	•	•
1989-87	Firebird	2.8L S 173	4079	5079K	8879	•	•	•	•
1989	Firebird, Anniversary edition w/turbo	3.8L 7 231	•	•	•	9028	•	•	•
1988-85	Fiero	2.8L 9 173	4079	•	8879	•	•	•	•
1987-80	Grand Prix	3.8L A 231	4063	5063B	•	•	•	•	•
1986-85	6000, w/carb	2.8L X 173	4078	5078K	8878	•	•	•	•
	6000, w/fuel injection	2.8L W 173	4079	•	8879	•	•	•	•
	Firebird	2.8L S 173	4078	5078K	8878	•	•	•	•
1986-80	Bonneville	3.8L A 231	4063	5063B	•	•	•	•	•
1984-83	6000	2.8L X 173	4062	•	•	•	•	•	•
	6000, w/H.O.	2.8L Z 173	4062	•	•	•	•	•	•
	Firebird, w/H.O.	2.8L L 173	4062	•	•	•	•	•	•
	Phoenix	2.8L X 173	4062	•	•	•	•	•	•
	Phoenix, w/H.O.	2.8L Z 173	4062	•	•	•	•	•	•
1984-82	Firebird	2.8L I 173	4062	•	•	•	•	•	•
1984	Parisienne	3.8L A 231	4063	5063B	•	•	•	•	•
1982-81	Phoenix	2.8L X 173	4063	5063B	•	•	•	•	•
1982	6000	2.8L X 173	4063	5063B	•	•	•	•	•
	Grand Prix	4.1L 4 252	4063	5063B	•	•	•	•	•
1981-80	Catalina	3.8L A 231	4063	5063B	•	•	•	•	•
	Firebird	3.8L A 231	4063	5063B	•	•	•	•	•

8800 series wire sets are Spiral core, 8900 series wire sets are Graphite Suppression core. Part # suffix indicates wire set color; B-blue, K-black, R-red, Y-yellow.



CUSTOM FIT WIRE SETS

MAKE/ YEAR	MODEL & NOTES	ENGINE & CODE	SUPER STOCK	SUPER STOCK SPIRAL	8.8mm	EXTREME 9000	300+ RACE WIRE	300plus THUNDER SPORT	ARMOR SHIELD
PONTIAC (cont)									
6 CYLINDER ENGINE (cont)									
1981-80	LeMans	3.8L A 231	4063	5063B	•	•	•	•	•
1980-76	Sunbird	3.8L A,C 231	4063	5063B	•	•	•	•	•
1980	Phoenix	2.8L 7 173	4063	5063B	•	•	•	•	•
1979-78	Grand Prix	231	4063	5063B	•	•	•	•	•
1979-78	Phoenix	231	4063	5063B	•	•	•	•	•
1979-77	Catalina	231	4063	5063B	•	•	•	•	•
	Firebird	231	4063	5063B	•	•	•	•	•
	LeMans	231	4063	5063B	•	•	•	•	•
1979	Grand AM	231	4063	5063B	•	•	•	•	•
1977	Ventura	231	4063	5063B	•	•	•	•	•
1976-75	Firebird	250	•	5123K	•	•	•	•	•
	LeMans	250	•	5123K	•	•	•	•	•
	Ventura	250	•	5123K	•	•	•	•	•
1974-70	All models	250	4060	•	•	•	•	•	•
1969-66	All models, w/OHC engine	230, 250	4060	•	•	•	•	•	•
1965-64	All models	215	4060	•	•	•	•	•	•
8 CYLINDER ENGINE									
2002-98	Firebird, LSI engine	5.6L G 346	•	•	•	9052	7152	•	•
1997-93	Firebird, LTI/LT4 engine	5.7L P 350	•	•	•	9037	7137	•	•
1992-88	Firebird, Throttle body injection	5.0L E 305	4065	•	8865/8965	9033	7065	•	•
	Firebird, tune port injection	5.7L 8 350	4065	•	8865/8965	9033	7065	•	•
1992-87	Firebird, tune port injection	5.0L F 305	4065	•	8865/8965	9033	7065	•	•
1989-86	Safari Wagon	5.0L Y 307	4053	5053K,Y	•	•	7053	•	8007B
1987	Firebird	5.0L H 305	4065	•	8865/8965	9033	7065	•	•
	Firebird, TPI w/coil in cap distributor	5.7L 8 350	4066	•	8866/8966	9029	•	•	•
	Firebird, TPI w/remote coil distributor	5.7L 8 350	4065	•	8865/8965	9033	7065	•	•
	Grand Prix	5.0L H 305	•	5143K	•	•	•	•	•
1986-85	Firebird, tune port injection	5.0L F 305	•	•	8870	•	•	•	•
1986-84	Firebird, w/H.O. 4bbl carb	5.0L G 305	4049	5049B,K,R,Y	8849	9015	7049	•	•
1986-83	Bonneville	5.0L H 305	4049	5049B,K,R,Y	8849	9015	7049	•	•
	Grand Prix	5.0L H 305	4049	5049B,K,R,Y	8849	9015	7049	•	•
	Parisienne	5.0L H 305	4049	5049B,K,R,Y	8849	9015	7049	•	•
	Safari Wagon	5.0L H 305	4049	5049B,K,R,Y	8849	9015	7049	•	•
1986-82	Firebird	5.0L H 305	4049	5049B,K,R,Y	8849	9015	7049	•	•
1986	Parisienne	5.0L Y 307	4053	5053K,Y	•	•	7053	•	8007B
1983-82	Firebird, cross-fire fuel injection	5.0L 7 305	•	5138K	•	•	•	•	•
1983	Firebird, cross-fire fuel injection	5.0L S 305	4049	5049B,K,R,Y	8849	9015	7049	•	•
1982-81	Bonneville, Canada only	4.4L J 267	4049	5049B,K,R,Y	8849	9015	7049	•	•
	Grand Prix, Canada only	4.4L J 267	4049	5049B,K,R,Y	8849	9015	7049	•	•
1981-80	Bonneville	4.4L S 265	4051	5051K,Y	8851	•	7051	•	8007B
	Catalina	4.4L S 265	4051	5051K,Y	8851	•	7051	•	8007B
	Firebird, w/turbo 4bbl	4.9L T 301	N/A	N/A	N/A	N/A	N/A	N/A	N/A
	Firebird, wo/turbo	4.9L W 301	4051	5051K,Y	8851	•	7051	•	8007B
	Grand Prix	4.4L S 265	4051	5051K,Y	8851	•	7051	•	8007B
	LeMans	4.4L S 265	4051	5051K,Y	8851	•	7051	•	8007B
1981	Bonneville	5.0L Y 307	4053	5053K,Y	•	•	7053	•	8007B
	Catalina	5.0L Y 307	4053	5053K,Y	•	•	7053	•	8007B
	Catalina, Canada only	4.4L J 267	4049	5049B,K,R,Y	8849	9015	7049	•	•
	Firebird	4.4L S 265	4051	5051K,Y	8851	•	7051	•	8007B
	Firebird	5.0L H 305	•	5140K	•	•	•	•	•
	LeMans, Canada only	4.4L J 267	4049	5049B,K,R,Y	8849	9015	7049	•	•
1980-79	Grand AM, Chevrolet engine	5.0L H 305	•	5138K	•	•	•	•	•
	Grand Prix, Chevrolet engine	5.0L H 305	•	5138K	•	•	•	•	•
	LeMans, Chevrolet engine	5.0L H 305	•	5138K	•	•	•	•	•
1980-78	Bonneville, Buick engine	5.7L X 350	4051	5051K,Y	8851	•	7051	•	8007B
	Catalina, Buick engine	5.7L X 350	4051	5051K,Y	8851	•	7051	•	8007B
	Grand AM	4.9L W,Y 301	4051	5051K,Y	8851	•	7051	•	8007B
1980-77	Bonneville	4.9L W,Y 301	4051	5051K,Y	8851	•	7051	•	8007B
	Bonneville, Oldsmobile engine	5.7L R 350	4053	5053K,Y	•	•	7053	•	8007B
	Catalina	4.9L W,Y 301	4051	5051K,Y	8851	•	7051	•	8007B

8800 series wire sets are Spiral core, 8900 series wire sets are Graphite Suppression core. Part # suffix indicates wire set color; B-blue, K-black, R-red, Y-yellow.

CUSTOM FIT WIRE SETS



MAKE/ YEAR	MODEL & NOTES	ENGINE & CODE	SUPER STOCK	SUPER STOCK SPIRAL	8.8mm	EXTREME 9000	300+ RACE WIRE	300plus THUNDER SPORT	ARMOR SHIELD
PONTIAC (cont)									
8 CYLINDER ENGINE (cont)									
1980-77	Catalina, Oldsmobile engine	5.7L R 350	4053	5053K,Y	•	•	7053	•	8007B
	Grand Prix	4.9L W,Y 301	4051	5051K,Y	8851	•	7051	•	8007B
	LeMans	4.9L W,Y 301	4051	5051K,Y	8851	•	7051	•	8007B
1980	Firebird, California only	5.0L H 305	•	5140K	•	•	•	•	•
1980	Firebird, except California	5.0L H 305	4048	5048B,K,R,Y	8848	9011	7048	•	8002B
1979-78	Firebird, Chevrolet engine	350 L	4048	5048B,K,R,Y	8848	9011	7048	•	8002B
1979-77	Bonneville, Oldsmobile engine	403 K	4053	5053K,Y	•	•	7053	•	8007B
	Catalina, Oldsmobile engine	403 K	4053	5053K,Y	•	•	7053	•	8007B
	Firebird	301 W,Y	4051	5051K,Y	8851	•	7051	•	8007B
	Firebird, Oldsmobile engine	403 K	4053	5053K,Y	•	•	7053	•	8007B
	Phoenix, Chevrolet engine	350 L	4048	5048B,K,R,Y	8848	9011	7048	•	8002B
1979-73	Firebird, w/HEI	400 Z	4051	5051K,Y	8851	•	7051	•	8007B
1979	Firebird, Chevrolet engine	305 G	4048	5048B,K,R,Y	8848	9011	7048	•	8002B
	LeMans, Chevrolet engine	350 L	•	5138K	•	•	•	•	•
	Phoenix, Chevrolet engine	305 G	4048	5048B,K,R,Y	8848	9011	7048	•	8002B
	Sunbird, Chevrolet engine	305 G	•	5140K	•	•	•	•	•
1978-77	Firebird, Chevrolet engine	305 U	4048	5048B,K,R,Y	8848	9011	7048	•	8002B
	LeMans, Chevrolet engine	305 U	4049	5049B,K,R,Y	8849	9015	7049	•	•
	Phoenix, Chevrolet engine	305 U	4048	5048B,K,R,Y	8848	9011	7048	•	8002B
1978-73	Bonneville, w/HEI	400 Z	4051	5051K,Y	8851	•	7051	•	8007B
	Catalina, w/HEI	400 Z	4051	5051K,Y	8851	•	7051	•	8007B
1978	Grand AM, Chevrolet engine	305 U	4049	5049B,K,R,Y	8849	9015	7049	•	•
	Grand AM, Chevrolet engine	350 L	4049	5049B,K,R,Y	8849	9015	7049	•	•
	Grand Prix, Chevrolet engine	305 U	4048	5048B,K,R,Y	8848	9011	7048	•	8002B
	Grand Prix, Chevrolet engine	350 L	4048	5048B,K,R,Y	8848	9011	7048	•	8002B
	LeMans, Chevrolet engine	350 L	4049	5049B,K,R,Y	8849	9015	7049	•	•
	Sunbird, Chevrolet engine	305 U	•	5140K	•	•	•	•	•
1977-76	Bonneville	350 P	4051	5051K,Y	8851	•	7051	•	8007B
	Catalina	350 P	4051	5051K,Y	8851	•	7051	•	8007B
	Grand Prix	350 P	4051	5051K,Y	8851	•	7051	•	8007B
1977-73	Firebird, w/HEI	350 P	4051	5051K,Y	8851	•	7051	•	8007B
	Grand Prix, w/HEI	400 Z	4051	5051K,Y	8851	•	7051	•	8007B
	LeMans, w/HEI	350 P	4051	5051K,Y	8851	•	7051	•	8007B
	LeMans, w/HEI	400 Z	4051	5051K,Y	8851	•	7051	•	8007B
1977	Firebird, Oldsmobile engine	350 R	4053	5053K,Y	•	•	7053	•	8007B
	Grand Prix, Oldsmobile engine	350 R	4053	5053K,Y	•	•	7053	•	8007B
	Grand Prix, Oldsmobile engine	403 K	4053	5053K,Y	•	•	7053	•	8007B
	LeMans, Oldsmobile engine	350 R	4053	5053K,Y	•	•	7053	•	8007B
	LeMans, Oldsmobile engine	403 K	4053	5053K,Y	•	•	7053	•	8007B
	Phoenix, Oldsmobile engine	350 R	4053	5053K,Y	•	•	7053	•	8007B
	Ventura,	301 Y	4051	5051K,Y	8851	•	7051	•	8007B
	Ventura, Chevrolet engine	305 U	4048	5048B,K,R,Y	8848	9011	7048	•	8002B
	Ventura, Chevrolet engine	350 L	4048	5048B,K,R,Y	8848	9011	7048	•	8002B
	Ventura, Oldsmobile engine	350 R	4053	5053K,Y	•	•	7053	•	8007B
1976-75	Ventura, Oldsmobile engine	260 F	4053	5053K,Y	•	•	7053	•	8007B
1976-73	Bonneville, w/HEI	455	4051	5051K,Y	8851	•	7051	•	8007B
	Catalina, w/HEI	455	4051	5051K,Y	8851	•	7051	•	8007B
	Grand Prix, w/HEI	455	4051	5051K,Y	8851	•	7051	•	8007B
	LeMans, w/HEI	455	4051	5051K,Y	8851	•	7051	•	8007B
	Ventura, w/HEI	350 P	4051	5051K,Y	8851	•	7051	•	8007B
1976	LeMans, Oldsmobile engine	260 F	4053	5053K,Y	•	•	7053	•	8007B
1975-73	Grand AM, w/HEI	350	4051	5051K,Y	8851	•	7051	•	8007B
	Grand AM, w/HEI	400	4051	5051K,Y	8851	•	7051	•	8007B
	Grand AM, w/HEI	455	4051	5051K,Y	8851	•	7051	•	8007B
	Grandville, w/HEI	400	4051	5051K,Y	8851	•	7051	•	8007B
	Grandville, w/HEI	455	4051	5051K,Y	8851	•	7051	•	8007B

8800 series wire sets are Spiral core, 8900 series wire sets are Graphite Suppression core. Part # suffix indicates wire set color; B-blue, K-black, R-red, Y-yellow.



CUSTOM FIT WIRE SETS

MAKE/ YEAR	MODEL & NOTES	ENGINE & CODE	SUPER STOCK	SUPER STOCK SPIRAL	8.8mm	EXTREME 9000	300+ RACE WIRE	300plus THUNDER SPORT	ARMOR SHIELD
PONTIAC (cont)									
8 CYLINDER ENGINE (cont)									
1974-70	All models, wo/HEI	455	4043	5043B,K,R,Y	8843	9008	7043	•	8003B
1974-68	All models, wo/HEI	350	4043	5043B,K,R,Y	8843	9008	7043	•	8003B
1974-67	All models, wo/HEI	400	4043	5043B,K,R,Y	8843	9008	7043	•	8003B
1969-62	All models	421, 428	4043	5043B,K,R,Y	8843	9008	7043	•	8003B
1967-63	All models	326	4043	5043B,K,R,Y	8843	9008	7043	•	8003B
1966-59	All models	389	4043	5043B,K,R,Y	8843	9008	7043	•	8003B
1962-61	All models	215	4047	5047B,K,R,Y	8847	•	7047	•	8005B
1958-57	All models	347, 370	4043	5043B,K,R,Y	8843	9008	7043	•	8003B
1956-55	All models	287, 316	4043	5043B,K,R,Y	8843	9008	7043	•	8003B
PONTIAC TRUCKS									
6 CYLINDER ENGINE									
1995-92	Trans Sport	3.8L L 231	•	•	•	9046	•	•	•
1995-90	Trans Sport	3.1L D 189	4079	•	8879	•	•	•	•
SATURN									
4 CYLINDER ENGINE									
1999-96	SC2, SL2, SW2, DOHC 16V	1.9L 7 1901cc	•	•	•	•	•	7960B,R,Y	•
1995-91	SC2, SL2, SW2, DOHC 16V	1.9L 7 1901cc	•	•	•	•	•	7962B,R,Y	•
2001-91	SCI, SLI, SWI, SOHC	1.9L 9 1901cc	•	•	•	•	•	7963B,R,Y	•
SUNBEAM									
8 CYLINDER ENGINE									
1967	Tiger II	Ford 289	4047	5047B,K,R,Y	8847	•	7047	•	8004B
1966-64	Tiger	Ford 260	4047	5047B,K,R,Y	8847	•	7047	•	8004B
TOYOTA (See page 18 for additional applications)									
4 CYLINDER ENGINE									
1985-83	Celica, ST, GT, GTS Series	2.4L 22REC 146	4076	•	•	•	•	•	•
TOYOTA TRUCKS (See page 18 for additional applications)									
4 CYLINDER ENGINE									
1992-89	4-Runner, w/fuel injection	2.4L 22RE 146	4076	•	•	•	•	•	•
	Pickup, w/fuel injection	2.4L 22RE 146	4076	•	•	•	•	•	•
1990-84	4-Runner, w/carb	2.4L 22R 146	4076	•	•	•	•	•	•
	Pickup, w/carb	2.4L 22R 146	4076	•	•	•	•	•	•
1988-86	Pickup, turbo w/fuel injection	2.4L 22RTEC 146	4076	•	•	•	•	•	•
1988-84	4-Runner, w/fuel injection	2.4L 22REC 146	4076	•	•	•	•	•	•
	Pickup, w/fuel injection	2.4L 22REC 146	4076	•	•	•	•	•	•
1987-86	4-Runner, turbo w/fuel injection	2.4L 22RTEC 146	4076	•	•	•	•	•	•
1983	Pickup	2.4L 22R 146	4076	•	•	•	•	•	•
1979-75	Pickup	2.2L 20R 134	4076	•	•	•	•	•	•
TRIUMPH									
6 CYLINDER ENGINE									
1976-69	TR6	2.5L CF 152	4061	•	•	•	•	•	•
1973-68	GT6	2.0L KF 122	4061	•	•	•	•	•	•
1968	TR250	2.5L CF 152	4061	•	•	•	•	•	•

8800 series wire sets are Spiral core, 8900 series wire sets are Graphite Suppression core. Part # suffix indicates wire set color; B-blue, K-black, R-red, Y-yellow.

CUSTOM FIT WIRE SETS



ENGINE SWAP CUSTOM-FIT APPLICATIONS

The following chart provides ACCEL Custom-Fit Wire Set applications by engine configuration. It is intended to help select Custom-Fit Wire Sets for cars and trucks that do not have the original engine. For custom routing of ignition wire, ACCEL recommends using Universal-Fit Wire Sets.

ENGINE APPLICATION	SUPER STOCK	SUPER STOCK SPIRAL	8.8 SPIRAL	300+ RACE WIRE	300plus EXTREME 9000	ARMOR SHIELD
AMC / JEEP ENGINES						
All 1974-70 304-401 CID engines	4043	5105K	8843	7043	•	8003B
All 1991-75 304-401 CID engines	4105	5105K	8805	•	•	•
BUICK ENGINES						
All 1967-59 Nail Head engines	4043	5043B,K,R,Y	8843	7043	•	•
All 1974-64 400 -455 CID engs. with points style dist. cap	4043	5043B,K,R,Y	8843	7043	•	•
All 1974-64 300 -350 CID engs. with points style dist. cap	4047	5047B,K,R,Y	8847	7047	•	8005B
All 1981-74 350 CID engines with HEI distributor cap	4051	5051K,Y	8851	7051	•	8007B
CADILLAC ENGINES						
All 1974-64 429 -500 CID engs. with points style dist. cap	4043	5043B,K,R,Y	8843	7043	•	•
CHEVROLET / GMC ENGINES						
All 1974-55 262-400 CID engs. with points style dist. cap						
Wires routed over valve covers	4044	5044B,K,R,Y	8844	7044	9009	8001B
Wires routed under exhaust manifold or headers	4042	5042K,R,Y	8842	7042	9005	8000B
All 1984-74 265-400 CID engs. with HEI distributor cap						
Wires routed over valve covers	4048	5048B,K,R,Y	8848	7048	9011	8002B
Wires routed under exhaust manifold or header	4050	5050B,K,R,Y	8850	7050	9018	•
Throttle Body Injection Engines						
1992-87 5.0L Camaro/Caprice	4065	•	8865	7065	9033	•
1995-87 5.0L/5.7L Truck	•	5114K	•	•	9020	•
Tune Port Fuel Injection Engines						
1992-87 5.0L/5.7L Camaro/Firebird	4065	•	8865	7065	9033	•
1991-85 5.7L Corvette	4066	•	8866	•	9029	•
LT1 / LT4 Fuel Injected Engines						
1996-92 5.7L Corvette	•	•	•	•	9036	•
1997-93 5.7L Camaro	•	•	•	7137	9037	•
1996-94 4.3L/5.7L Caprice/Impala	•	•	•	•	9038	•
All 1995-89 Corvette ZR-1 LT-5 DOHC 32 valve Engines	•	5110R	•	•	•	•
All 2001-97 Corvette / Camaro / Firebird LS-1, LS-6 Engines	•	•	•	7152	9052	•
Big Block 396-502 CID Engines with points style dist. cap	4043	5043B,K,R,Y	8843	7043	9008	8003B
Big Block 396-502 CID Engines with HEI distributor cap	4071	5071K	8871	7071	9013	8007B
Truck 7.4L Throttle Body Injection						
1990-87 engines	•	•	•	•	9021	•
1995-90 engines (except SS 454)	•	•	•	•	9024	•
2000-96 7.4L Vortec engines	•	•	•	•	9043	•
2002-99 Chevy/GMC 4.8L/5.3L/6.0L GEN III LS-1 type Engs.	•	•	•	•	9059	•
All 2000-96 Chevy/GMC Truck 5.0L/5.7L Vortec Engines	•	•	•	•	9042	•
CHRYSLER/DODGE/PLYMOUTH ENGINES						
A-Block 273-360 CID Engines						
1978-64 engines	4047	5047B,K,R,Y	8847	7047	•	8006B
1989-79 engines	•	5107K,R	•	•	9010	•
Truck 1992-88 Throttle Body Injection	•	5107K,R	•	•	9010	•



CUSTOM FIT WIRE SETS

ENGINE APPLICATION	SUPER STOCK	SUPER STOCK SPIRAL	8.8 SPIRAL	300+ RACE WIRE	300plus EXTREME 9000	ARMOR SHIELD
CHRYSLER/DODGE/PLYMOUTH ENGINES (cont)						
Truck "Magnum Series" Fuel Injection						
1998-91 5.2L 318 CID	•	•	•	•	9023	•
1998-92 5.9L 360 CID	•	•	•	•	9023	•
2001-94 8.0L 488 CID	•	•	•	•	9025	•
Viper R/T-10 Roadster 1996-93 8.0L 488 CID Engine	•	•	•	•	9035	•
Viper R/T-10 Coupe/Roadster 2002-96 8.0L 488 CID Engine	•	•	•	•	9055	•
B, RB Block 361-440 CID Engines						
1972-58 engines (except Hemi)	4072	5072K	•	7045	•	•
1978-73 engines	4045	5045K	•	7045	9007	•
FORD/LINCOLN/MERCURY						
All 221-351W CID engines (except Boss 302)						
With points style or Female socket distributor cap	4047	5047B,K,R,Y	8847	7047	•	8004B
With "Dura-Spark" or Male post style distributor cap						
1979-77	4052	•	8852	7052	•	•
1985-80 wo/EEC-IV	4069	5069B,Y	8869	7069	•	•
1993-83 w/EEC-IV	4054	5054B,K,R	8854	7054	9022	•
Mustang/ Capri 5.0L 1993-86 Multi-Port Fuel Injection	4056	5056B	8854	7054	9022	•
Truck 1998-88 5.0L/5.8L with Fuel Injection	•	5056B	•	7054	9022	•
All 351C/M, 400/M CID Engines (and Boss 302)						
With points style or Female socket distributor cap	4046	5046B,K,Y	8846	7046	•	8005B
With "Dura-Spark" or Male post style distributor cap	4068	5068B	•	•	•	•
All "FE" 352-428 CID Engines (except SOHC 427)						
With points style or Female socket distributor cap	4046	5046B,K,Y	8846	7046	•	8005B
All Big Block 429-460 CID Engines						
With points style or Female socket distributor cap	4046	5046B,K,Y	8846	7046	•	8005B
With "Dura-Spark" or Male post style dist. cap wo/EEC-IV	4052	•	8852	7052	•	•
Truck 1998-88 7.5L with Fuel Injection	4056	5056B	•	7054	9022	•
Modular 4.6L 281 CID Engines						
1997-91 Full Size SOHC engines	•	5137B	•	•	•	•
1998-96 Mustang SOHC engines	•	5139B	•	7139	•	•
1998-96 Cobra DOHC 32V engines	•	5141B	•	7141A	•	•
OLDSMOBILE ENGINES						
All 1974-64 330-455 CID Engs. with points style dist. cap	4047	5047B,K,R,Y	8847	7047	•	8005B
All 1991-74 260-455 CID Engs. with HEI distributor cap	4053	5053K,Y	•	•	•	8007B
PONTIAC ENGINES						
All 1974-59 326-455 CID Engs. with points style dist. cap	4043	5043B,K,R,Y	8843	7043	9008	8003B
All 1981-74 265-455 CID Engs. with HEI distributor cap (exc. 1980-81 4.9L 301 Turbo)	4051	5051K,Y	8851	7051	•	8007B

UNIVERSAL FIT WIRE SETS



MAKE/ YEAR	ENGINE	SUPER STOCK		SUPERSTOCK		SPIRAL	ARMOR SHIELD 8.8mm SUPP.
		7mm COPPER	SUPP.	8mm COPPER	SUPP.		
AMC / JEEP							
1998-93	All 8 cyl. 5.2L Magnum engines	•	•	•	•	•	•
1991-75	All 8 cyl. w/ electronic ignition	•	3010,B	•	4040,B,K,R	5040B,K,R,Y	8008B
1990-80	All 4 cyl. engines w/ HEI	•	•	•	4015	5040B,K,R,Y	•
1990-75	All 6 cyl. w/ electronic ignition	•	3010,B	•	4021	5040B,K,R,Y	•
1974-57	All 6 cyl. w/ points ignition	3008,B	3010,B	4038,B	4021	5040B,K,R,Y	•
	All 8 cyl. w/ points ignition	3008,B	3010,B	4038,B	4040,B,K,R	5040B,K,R,Y	8008B
1972-50	All 4 cyl. w/ points ignition	•	•	4014	4015	5040B,K,R,Y	•
BUICK							
1998-82	All 6 cyl. 3.0L/3.8L w/ front wheel drive	•	•	•	4040,B,K,R	5040B,K,R,Y	8010B
1993-91	All 8 cyl. Chevrolet engs. (8) 90 boots	•	•	•	•	•	•
1992-80	All 4 cyl. engs. w/ HEI exc. Quad 4	•	•	•	4015	•	•
1990-75	All 8 cyl. Oldsmobile engines w/ HEI	•	•	•	4040,B,K,R	5040B,K,R,Y	8010B
1987-78	All 6 cyl. 3.8L 231 Turbo engines	•	•	•	•	•	•
1987-75	All 6 cyl. 3.8L/4.1L w/ rear wheel drive	•	•	•	4021	5040B,K,R,Y	•
1986-80	All 6 cyl. 2.8Lengines	•	•	•	4021	5040B,K,R,Y	•
1981-75	All 8 cyl. Pontiac engines w/ HEI	•	•	•	4040,B,K,R	5040B,K,R,Y	8010B
1981-74	All 8 cyl. Buick engines w/ HEI	•	•	•	4040,B,K,R	5040B,K,R,Y	8010B
1980-75	All 8 cyl. Chevrolet engines w/ HEI	•	•	•	4041,B,K,R	5041B,K,R,Y	8011B
1979-71	All 4 cyl. engines w/ points ignition	•	•	4014	4015	•	•
1976-75	All 6 cyl. engines w/HEI	•	•	•	4021	5040B,K,R,Y	•
1974-63	All 6 cyl. engines w/ points ignition	3008,B	3010,B	4038,B	4021	5040B,K,R,Y	•
1974-59	All 8 cyl. w/ points ignition	3008,B	3010,B	4038,B	4040,B,K,R	5040B,K,R,Y	8008B
CADILLAC							
1999-93	All 8 cyl. 4.6L NorthStar	•	•	•	•	•	•
1995-75	All 8 cyl. Cadillac exc. NorthStar	•	•	•	4040,B,K,R	5040B,K,R,Y	8010B
1993-90	All 8 cyl. Chevrolet engs. (8) 90 boots	•	•	•	•	•	•
1990-76	All 8 cyl. Oldsmobile engines	•	•	•	4040,B,K,R	5040B,K,R,Y	8010B
1986-80	All 6 cyl. 2.8L & 4.1Lengines	•	•	•	4021	5040B,K,R,Y	•
1974-49	All 8 cyl. engines w/ points ignition	3008,B	3010,B	4038,B	4040,B,K,R	5040B,K,R,Y	8008B
CHEVROLET (INCLUDING TRUCKS & GMC)							
1995-87	All 7.4L [N] code Big Block engs.	•	•	•	•	•	•
1994-87	All 6 cyl. 4.3L engines (6) 90 boots	•	•	•	•	•	•
1993-87	All Small Block engs. exc. Corvette	•	•	•	•	•	•
1993-82	All 6 cyl. 2.8L/3.1L w/ rear wheel drive	•	•	•	4021	5040B,K,R,Y	•
1993-75	All 4 cyl. engs. w/ HEI exc. Quad 4	•	•	•	4015	•	•
1991-87	Corvette exc. LT1 and ZR-1 engines	•	•	•	4041,B,K,R	5041B,K,R,Y	8011B
1990-86	All 8 cyl. Oldsmobile engines	•	•	•	4040,B,K,R	5040B,K,R,Y	8010B
1989-75	All 6 cyl. 250, 292 engines w/HEI	•	•	•	4021	5040B,K,R,Y	•
1989-74	All Big Block engines w/ HEI	•	•	•	4040,B,K,R	5040B,K,R,Y	8010B
1987-78	All 6 cyl. 3.2L/3.8L (196, 231)Buick	•	•	•	4021	5040B,K,R,Y	•
1986-80	All 6 cyl. 2.8L w/ front wheel drive	•	•	•	4021	5040B,K,R,Y	•
1986-78	All 6 cyl. 3.3L/3.8L/4.3L (200, 229, 262) Chevrolet eng. (6) 90 boots	•	•	•	4041,B,K,R	5041B,K,R,Y	8011B
	All Small Blocks w/ HEI, (8) 90 boots	•	•	•	4041,B,K,R	5041B,K,R,Y	8011B
1983-78	All 6 cyl. 3.8L 231 Turbo engines	•	•	•	•	•	•
1979-62	All 4 cyl. engines w/ points ignition	•	•	4014	4015	•	•
1975-65	All Big Block engs. w/ points ignition	3008,B	3010,B	4038,B	4040,B,K,R	5040B,K,R,Y	8008B
1975-55	All Small Blocks w/ points ignition	3009,B	3011,B	4039,B	4041,B,K,R	5041B,K,R,Y	8009B
1975-50	All 6 cyl. engines w/ points ignition	•	•	•	•	•	•
	except Corvair engines	3008,B	3010,B	4038,B	4021	5040B,K,R,Y	•
1965-58	All 348, 409 engs. w/ points ignition	3008,B	3010,B	4038,B	4040,B,K,R	5040B,K,R,Y	8010B
CHRYSLER / DODGE / PLYMOUTH (INCLUDING TRUCKS)							
2001-93	All 3.9L 6 cyl. Magnum engines	•	•	•	•	•	•
2001-92	All 8 cyl. 5.2L/5.9L Magnum engines	•	•	•	•	•	•
1992-86	All 3.9L 6 cyl. engines	•	3010,B	•	4021	5040B,K,R,Y	8008B
1992-72	All 8 cyl. 318-360 eng. w/ elec. ignition	•	3010,B	•	4040,B,K,R	5040B,K,R,Y	8008B

Part # suffix indicates wire set color; B-blue, K-black, R-red, Y-yellow.

Notes: Some 6 cyl. applications require and are shown covered by an 8 cyl.wire set. ACCEL does NOT recommend metallic core wire sets for application with electronic ignition systems because of their incompatibility with EMI / RFI(radio noise) emissions.

*Wire sets 8032 and 8033 feature ACCEL's Vari-Angle spark plug boot.Wire set 8037 features a short straight spark plug boot.



UNIVERSAL FIT WIRE SETS

MAKE/ YEAR	ENGINE	SUPER STOCK		SUPERSTOCK		SPIRAL	ARMOR SHIELD 8.8mm SUPP.
		7mm COPPER	SUPP.	8mm COPPER	SUPP.		
CHRYSLER / DODGE / PLYMOUTH (INCLUDING TRUCKS) (cont.)							
1989-80	All 4 cyl. except 1.7L/2.2L/2.5Lengs.	•	•	•	4015	•	•
1987-72	All 6 cyl. 198-225 eng. w/ elec. ignition	•	3010,B	•	4021	5040B,K,R,Y	8008B
1981-72	All 8 cyl. 400-440 eng. w/ elec. ignition	•	3011, B	•	4041, B,K,R	5041B,K,R,Y	8009B
1979-76	All 4 cyl. engines w/ electronic ignition	•	•	•	4015	•	•
1975-72	All 4 cyl. engines w/ points ignition	•	•	4014	4015	•	•
1973-61	All 6 cyl. engines w/ points ignition	3008, B	3010, B	4038, B	4021	5040B,K,R,Y	•
1972-64	All 8 cyl. 273-360 eng. w/ pst.. ignition	3008, B	3010, B	4038, B	4040, B,K,R	5040B,K,R,Y	8008B
1972-58	All 8 cyl. 361-440 eng. w/ pst.. ignition	3009, B	3011, B	4039, B	4041, B,K,R	5041B,K,R,Y	8009B
1971-51	All 8 cyl. Hemi eng. w/ insulator tubes	•	•	•	•	•	•
	All 8 cyl. Hemi eng. wo/ insulator tubes	3008, B	3010, B	•	•	•	•
FORD / MERCURY / LINCOLN (INCLUDING TRUCKS)							
1998-77	All 6 cyl. 200, 250, 300engines	•	•	•	4021	5040B,K,R,Y	•
	All 8 cyl. 4.2L/5.0L/5.8L Windsor engs.	•	•	•	4040, B,K,R	5040B,K,R,Y	8010B
	Not 4.6L SOHC or DOHC engines	•	•	•	4040, B,K,R	5040B,K,R,Y	8010B
	All 8 cyl. 7.5L Big Block engines	•	•	•	•	•	•
1995-77	All V6 engines except Taurus SHO and engines w/ DIS coil packs	•	•	•	4021	5040B,K,R,Y	•
1991-77	All 2.3L 4 cyl. engs. exc. Twin-Plug	•	•	•	4015	•	•
1982-77	All 8 cyl. 351C/M 400 Cleveland engs.	•	•	•	4040, B,K,R	5040B,K,R,Y	8010B
1976-74	All 4 cyl. engines w/ electronic ignition w/ female tower distributor cap	•	•	•	4015	•	•
	All 6 cyl. engines w/ electronic ignition w/ female tower distributor cap	•	3010, B	•	4021	5040B,K,R,Y	•
	All 8 cyl. engines w/ electronic ignition w/ female tower distributor cap	•	3010, B	•	4040, B,K,R	5040B,K,R,Y	8008B
1974-71	All 4 cyl. engines w/ points ignition	•	•	4014	4015	•	•
1974-54	All 8 cyl. engines w/ points ignition	3008, B	3010, B	4038, B	4040, B,K,R	5040B,K,R,Y	8008B
1974-52	All 6 cyl. engines w/ points ignition	3008, B	3010, B	4038, B	4021	5040B,K,R,Y	•
1953-32	All 8 cyl. Flathead engines	3009, B	3001, B	•	•	•	•
OLDSMOBILE							
2001-82	All 6 cyl. 3.0L/3.8L w/ front wheel drive	•	•	•	4040, B,K,R	5040B,K,R,Y	•
1999-95	All 8 cyl. 4.0L Aurora	•	•	•	•	•	•
1992-90	All 8 cyl. Chevrolet engs. (8) 90 boots	•	•	•	•	•	•
1992-76	All 4 cyl. engs. w/ HEI exc. Quad 4	•	•	•	4015	•	•
1990-74	All 8 cyl. Oldsmobile engines w/ HEI	•	•	•	4040, B,K,R	5040B,K,R,Y	8010B
1987-77	All 6 cyl. 3.8L/4.1L w/ rear wheel drive	•	•	•	4021	5040B,K,R,Y	•
1986-80	All 6 cyl. 2.8Lengines	•	•	•	4021	5040B,K,R,Y	•
1981-75	All 8 cyl. Pontiac engines w/ HEI	•	•	•	4040, B,K,R	5040B,K,R,Y	8010B
1980-77	All 8 cyl. Chevrolet engs. (8) 90 boots	•	•	•	4041, B,K,R	5041B,K,R,Y	8011B
1976-75	All 6 cyl. engines w/HEI	•	•	•	4021	5040B,K,R,Y	•
1974-64	All 6 cyl. engines w/ points ignition	3008, B	3010, B	4038, B	4021	5040B,K,R,Y	•
1974-49	All 8 cyl. w/ points ignition	3008, B	3010, B	4038, B	4040, B,K,R	5040B,K,R,Y	8008B
PONTIAC							
2001-87	All 6 cyl. 3.8L w/ front wheel drive	•	•	•	4040, B,K,R	5040B,K,R,Y	•
1992-87	All 8 cyl. Chevrolet engs. (8) 90 boots	•	•	•	•	•	•
1992-82	All 6 cyl. 2.8L/3.1L w/ rear wheel drive	•	•	•	4021	5040B,K,R,Y	•
1991-75	All 4 cyl. engs. w/ HEI exc. Quad 4	•	•	•	4015	•	•
1990-76	All 8 cyl. Oldsmobile engines	•	•	•	4040, B,K,R	5040B,K,R,Y	8010B
1987-77	All 6 cyl. 3.8L/4.1L w/ rear wheel drive	•	•	•	4021	5040B,K,R,Y	•
1986-80	All 6 cyl. 2.8L w/ front wheel drive	•	•	•	4021	5040B,K,R,Y	•
1986-77	All 8 cyl. Chevrolet engs. (8) 90 boots	•	•	•	4041, B,K,R	5041B,K,R,Y	8011B
1981-78	All 8 cyl. Buick engines	•	•	•	4040, B,K,R	5040B,K,R,Y	8010B
1981-74	All 8 cyl. Pontiac engines w/ HEI, except turbo	•	•	•	4040, B,K,R	5040B,K,R,Y	8010B
1976-75	All 6 cyl. engines w/HEI	•	•	•	4021	5040B,K,R,Y	•
1974-64	All 6 cyl. engines w/ points ignition	3008, B	3010, B	4038, B	4021	5040B,K,R,Y	•
1974-61	All 4 cyl. engines w/ points ignition	•	•	4014	4015	•	•
1974-55	All 8 cyl. w/ points ignition	3008, B	3010, B	4038, B	4040, B,K,R	5040B,K,R,Y	8008B

Part # suffix indicates wire set color; B-blue, K-black, R-red, Y-yellow.

Notes: Some 6 cyl. applications require and are shown covered by an 8 cyl. wire set. ACCEL does NOT recommend metallic core wire sets for application with electronic ignition systems because of their incompatibility with EMI / RFI (radio noise) emissions.

*Wire sets 8032 and 8033 feature ACCEL's Vari-Angle spark plug boot. Wire set 8037 features a short straight spark plug boot.

UNIVERSAL FIT WIRE SETS



MAKE/ YEAR	ENGINE	ACCEL 8.8 STAINLESS STEEL	SPIRAL CORE	GRAPHITE SUPP.	300+ RACE WIRE	EXTREME 9000 8mm FERROSPIRAL
AMC / JEEP						
1998-93	All 8 cyl. 5.2L Magnum engines	•	•	•	•	9000
1991-75	All 8 cyl. w/ electronic ignition	•	8032	8022	7032 / 7040	9000
1990-80	All 4 cyl. engines w/ HEI	•	8038	8028	7008	•
1990-75	All 6 cyl. w/ electronic ignition	•	8036	8026	7032 / 7040	9000
1974-57	All 6 cyl. w/ points ignition	8027	8036	8026	7032 / 7040	9000
	All 8 cyl. w/ points ignition	8025	8032	8022	7032 / 7040	9000
1972-50	All 4 cyl. w/ points ignition	•	8038	8028	7008	•
BUICK						
1998-82	All 6 cyl. 3.0L/3.8L w/ front wheel drive	•	8033	8023	•	9000
1993-91	All 8 cyl. Chevrolet engs. (8) 90 boots	•	8031	8021	•	•
1992-80	All 4 cyl. engs. w/ HEI exc. Quad 4	•	8038	8028	7008	•
1990-75	All 8 cyl. Oldsmobile engines w/ HEI	•	8033	8023	7033 / 7040	9000
1987-78	All 6 cyl. 3.8L 231 Turbo engines	•	8036	•	7033 / 7040	9003
1987-75	All 6 cyl. 3.8L/4.1L w/ rear wheel drive	•	8036	8026	7033 / 7040	9000
1986-80	All 6 cyl. 2.8Lengines	•	8036	8026	7033 / 7040	9000
1981-75	All 8 cyl. Pontiac engines w/ HEI	•	8033	8023	7033 / 7040	9000
1981-74	All 8 cyl. Buick engines w/ HEI	•	8033	8023	7033 / 7040	9000
1980-75	All 8 cyl. Chevrolet engines w/ HEI	•	8031	8021	7031 / 7041	9001
1979-71	All 4 cyl. engines w/ points ignition	•	8038	8028	7008	•
1976-75	All 6 cyl. engines w/HEI	•	8036	8026	7033 / 7040	9000
1974-63	All 6 cyl. engines w/ points ignition	8027	8036	8026	7032 / 7040	9000
1974-59	All 8 cyl. w/ points ignition	8025	8033	8022	7032 / 7040	9000
CADILLAC						
1999-93	All 8 cyl. 4.6L NorthStar	•	•	•	7155	•
1995-75	All 8 cyl. Cadillac exc. NorthStar	•	8033	8023	7033 / 7040	9000
1993-90	All 8 cyl. Chevrolet engs. (8) 90 boots	•	8031	8021	•	•
1990-76	All 8 cyl. Oldsmobile engines	•	8033	8023	7033 / 7040	9000
1986-80	All 6 cyl. 2.8L & 4.1Lengines	•	8036	8026	7033 / 7040	9000
1974-49	All 8 cyl. engines w/ points ignition	8025	8033	8022	7032 / 7040	9000
CHEVROLET (INCLUDING TRUCKS & GMC)						
1995-87	All 7.4L [N] code Big Block engs.	•	8033	8023	•	•
1994-87	All 6 cyl. 4.3L engines (6) 90 boots	•	8031	8021	•	•
1993-87	All Small Block engs. exc. Corvette	•	8031	8021	•	•
1993-82	All 6 cyl. 2.8L/3.1L w/ rear wheel drive	•	8036	8026	7033 / 7040	9000
1993-75	All 4 cyl. engs. w/ HEI exc. Quad 4	•	8038	8028	7008	•
1991-87	Corvette exc. LT1 and ZR-1 engines	•	8031	8021	•	9001
1990-86	All 8 cyl. Oldsmobile engines	•	8033	8023	7033 / 7040	9000
1989-75	All 6 cyl. 250, 292 engines w/HEI	•	8036	8026	7033 / 7040	9000
1989-74	All Big Block engines w/ HEI	•	8033	8023	7033 / 7040	9003
1987-78	All 6 cyl. 3.2L/3.8L (196, 231)Buick	•	8036	8026	7033 / 7040	9000
1986-80	All 6 cyl. 2.8L w/ front wheel drive	•	8036	8026	7033 / 7040	9000
1986-78	All 6 cyl. 3.3L/3.8L/4.3L (200, 229, 262) Chevrolet eng. (6) 90 boots	•	8031	8021	7031 / 7041	9001
	All Small Blocks w/ HEI, (8) 90 boots	•	8031	8021	7031 / 7041	9001
1983-78	All 6 cyl. 3.8L 231 Turbo engines	•	•	•	•	9003
1979-62	All 4 cyl. engines w/ points ignition	•	8038	8028	7008	•
1975-65	All Big Block engs. w/ points ignition	8025	8033	8022	7032 / 7040	9003
1975-55	All Small Blocks w/ points ignition	8024	8030	8020	7030 / 7007	9004
1975-50	All 6 cyl. engines w/ points ignition except Corvair engines	8027	8036	8026	7032	9000
1965-58	All 348, 409 engs. w/ points ignition	8025	8033	8022	7032	9000
CHRYSLER / DODGE / PLYMOUTH (INCLUDING TRUCKS)						
2001-93	All 3.9L 6 cyl. Magnum engines	•	•	•	•	9000
2001-92	All 8 cyl. 5.2L/5.9L Magnum engines	•	•	•	•	9000
1992-86	All 3.9L 6 cyl. engines	•	8036	8026	7032 / 7040	9000
1992-72	All 8 cyl. 318-360 eng. w/ elec. ignition	•	8033	8022	7032 / 7040	9000
1989-80	All 4 cyl. except 1.7L/2.2L/2.5Lengs.	•	8038	8028	7008	•

Part # suffix indicates wire set color; B-blue, K-black, R-red, Y-yellow.

Notes: Some 6 cyl. applications require and are shown covered by an 8 cyl. wire set. ACCEL does NOT recommend metallic core wire sets for application with electronic ignition systems because of their incompatibility with EMI / RFI (radio noise) emissions.



UNIVERSAL FIT WIRE SETS

MAKE/ YEAR	ENGINE	ACCEL 8.8 STAINLESS STEEL	SPIRAL CORE	GRAPHITE SUPP.	300+ RACE WIRE	EXTREME 9000 8mm FERROSPIRAL
CHRYSLER / DODGE / PLYMOUTH (INCLUDING TRUCKS) (cont.)						
1987-72	All 6 cyl. 198-225 eng. w/ elec. ignition	•	8036	8026	7032 / 7040	9000
1981-72	All 8 cyl. 400-440 eng. w/ elec. ignition (exc. 440-3)	•	8030	8020	7007	9004
1980-73	All 8 cyl. 440-3 engines	•	8030	8020	7030 / 7041	9001
1979-76	All 4 cyl. engines w/ electronic ignition	•	8038	8028	7008	•
1975-72	All 4 cyl. engines w/ points ignition	•	8038	8028	7008	•
1973-61	All 6 cyl. engines w/ points ignition	8027	8036	8026	7032 / 7040	9000
1972-64	All 8 cyl. 273-360 eng. w/ pst.. ignition	8025	8033	8022	7032 / 7040	9000
1972-58	All 8 cyl. 361-440 eng. w/ pst.. ignition	8024	8030	8020	7007	9004
1971-51	All 8 cyl. Hemi eng. w/ insulator tubes	8029	•	•	7039	•
	All 8 cyl. Hemi eng. wo/ insulator tubes	•	•	•	•	•
FORD / MERCURY / LINCOLN (INCLUDING TRUCKS)						
1998-77	All 6 cyl. 200, 250, 300 engines	•	8036	8026	7033 / 7040	9003
	All 8 cyl. 4.2L/5.0L/5.8L Windsor engs.	•	8033	8023	7005	9002
	Not 4.6L SOHC or DOHC engines	•	8033	8023	7005	9002
	All 8 cyl. 7.5L Big Block engines	•	8033	8023	7005	9002
1995-77	All V6 engines except Taurus SHO and engines w/ DIS coil packs	•	8036	8026	7005	9002
1991-77	All 2.3L 4 cyl. engs. exc. Twin-Plug	•	8038	8028	7008	•
1982-77	All 8 cyl. 351C/M 400 Cleveland engs.	•	8033	8023	7033 / 7040	9003
1976-74	All 4 cyl. engines w/ electronic ignition w/ female tower distributor cap	•	8038	8028	7008	•
	All 6 cyl. engines w/ electronic ignition w/ female tower distributor cap	•	8036	8026	7032 / 7040	9000
	All 8 cyl. engines w/ electronic ignition w/ female tower distributor cap	•	8033	8022	7032 / 7040	9000
1974-71	All 4 cyl. engines w/ points ignition	•	8038	8028	7008	•
1974-54	All 8 cyl. engines w/ points ignition	8025	8033	8022	7032 / 7040	9000
1974-52	All 6 cyl. engines w/ points ignition	8027	8036	8026	7032 / 7040	9000
1953-32	All 8 cyl. Flathead engines	•	•	•	7007	•
OLDSMOBILE						
2001-82	All 6 cyl. 3.0L/3.8L w/ front wheel drive	•	8033	8023	•	9000
1999-95	All 8 cyl. 4.0L Aurora	•	•	•	7155	•
1992-90	All 8 cyl. Chevrolet engs. (8) 90 boots	•	8031	8021	•	•
1992-76	All 4 cyl. engs. w/ HEI exc. Quad 4	•	8038	•	7008	•
1990-74	All 8 cyl. Oldsmobile engines w/ HEI	•	8033	8023	7033 / 7040	9000
1987-77	All 6 cyl. 3.8L/4.1L w/ rear wheel drive	•	8036	8026	7033 / 7040	9000
1986-80	All 6 cyl. 2.8L engines	•	8036	8026	7033 / 7040	9000
1981-75	All 8 cyl. Pontiac engines w/ HEI	•	8033	8023	7033 / 7040	9000
1980-77	All 8 cyl. Chevrolet engs. (8) 90 boots	•	8031	8021	7031 / 7041	9001
1976-75	All 6 cyl. engines w/HEI	•	8036	8026	7033 / 7040	9000
1974-64	All 6 cyl. engines w/ points ignition	8027	8036	8026	7032 / 7040	9000
1974-49	All 8 cyl. w/ points ignition	8025	8033	8022	7032 / 7040	9000
PONTIAC						
2001-87	All 6 cyl. 3.8L w/ front wheel drive	•	8033	8023	•	9000
1992-87	All 8 cyl. Chevrolet engs. (8) 90 boots	•	8031	8021	•	•
1992-82	All 6 cyl. 2.8L/3.1L w/ rear wheel drive	•	8036	8026	7033 / 7040	9000
1991-75	All 4 cyl. engs. w/ HEI exc. Quad 4	•	8038	8028	7008	•
1990-76	All 8 cyl. Oldsmobile engines	•	8033	8023	7033 / 7040	9000
1987-77	All 6 cyl. 3.8L/4.1L w/ rear wheel drive	•	8036	8026	7033 / 7040	9000
1986-80	All 6 cyl. 2.8L w/ front wheel drive	•	8036	8026	7033 / 7040	9000
1986-77	All 8 cyl. Chevrolet engs. (8) 90 boots	•	8031	8021	7031 / 7041	9001
1981-80	All 8 cyl. 4.9L 301 Turbo engines	•	8033	•	7033 / 7040	9003
1981-78	All 8 cyl. Buick engines	•	8033	8023	7033 / 7040	9000
1981-74	All 8 cyl. Pontiac engines w/ HEI	•	8033	8023	7033 / 7040	9000
1976-75	All 6 cyl. engines w/HEI	•	8036	8026	7033 / 7040	9000
1974-64	All 6 cyl. engines w/ points ignition	8027	8036	8026	7032 / 7040	9000
1974-61	All 4 cyl. engines w/ points ignition	•	8038	8028	7008	•
1974-55	All 8 cyl. w/ points ignition	8025	8033	8022	7032 / 7040	9000

Part # suffix indicates wire set color; B-blue, K-black, R-red, Y-yellow.

Notes: Some 6 cyl. applications require and are shown covered by an 8 cyl. wire set. ACCEL does NOT recommend metallic core wire sets for application with electronic ignition systems because of their incompatibility with EMI / RFI (radio noise) emissions.

QUICK REFERENCE FOR UNIVERSAL WIRE SETS



MAKE/ YEAR	SPARK PLUG BOOT/ DISTRIBUTOR BOOT TYPE	SUPER STOCK		SUPERSTOCK		SPIRAL	ARMOR SHIELD 8.8mm SUPP.
		7mm COPPER	SUPP.	8mm COPPER	SUPP.		
4 Cyl.	Straight boot w/ male tower dist cap	•	•	4014	4015	•	•
	Straight boot w/ points style dist cap	•	•	4014	4015	•	•
	Vari-Angle boot w/ male tower dist cap	•	•	•	•	•	•
	Vari-Angle boot w/ points style dist cap	•	•	•	•	•	•
6 Cyl.	115° Ford style boot w/ male tower dist cap	•	•	•	•	•	•
	115° Ford style boot w/ points style dist cap	•	•	•	•	•	•
	90° 13/16" Hex plug w/ points style dist cap	3009, B	3011, B	•	•	•	8009B
	90° 13/16" Hex plug w/ tower dist cap	•	•	•	•	•	•
	90° 5/8" Hex plug w/ male tower dist cap	•	•	4039, B	4041, B, K, R	5041 B, K, R, Y	8011 B
	90° 5/8" Hex plug w/ points style dist cap	•	•	4039, B	4041, B, K, R	5041 B, K, R, Y	•
	Straight boot w/ male tower dist cap	•	•	4038, B	4021	5040 B, K, R, Y	•
	Straight boot w/ points style dist cap	3008, B	3010, B	4038, B	4021	5040 B, K, R, Y	•
	Vari-Angle boot w/ male tower dist cap	•	•	•	•	•	•
	Vari-Angle boot w/ points style dist cap	•	•	•	•	•	•
	8 Cyl.	115° Ford style boot w/ male tower dist cap	•	•	•	•	•
115° Ford style boot w/ points style dist cap		•	•	•	•	•	•
90° 13/16" Hex plug w/ male tower dist cap		•	•	•	•	•	•
90° 13/16" Hex plug w/ points style dist cap		3009, B	3011, B	•	•	•	8009B
90° 5/8" Hex plug w/ male tower dist cap		•	•	4039, B	4041, B, K, R	5041 B, K, R, Y	8011 B
90° 5/8" Hex plug w/ points style dist cap		•	•	4039, B	4041, B, K, R	5041 B, K, R, Y	•
Hemi boot w/ insulator tube		•	•	•	•	•	•
Hemi boot w/ insulator tube		3008, B	3010, B	•	•	•	•
Straight boot w/ male tower dist cap		•	•	4038, B	4040, B, K, R	5040 B, K, R, Y	•
Straight boot w/ points style dist cap		3008, B	3010, B	4038, B	4040, B, K, R	5040 B, K, R, Y	•
Vari-Angle boot w/ male tower dist cap		•	•	•	•	•	8010B
Vari-Angle boot w/ points style dist cap		•	•	•	•	•	8008B

MAKE/ YEAR	SPARK PLUG BOOT/ DISTRIBUTOR BOOT TYPE	ACCEL 8.8	SPIRAL CORE	GRAPHITE	300+	EXTREME
		STAINLESS STEEL		SUPP.	RACE WIRE	9000 8mm FERROSPIRAL
4 Cyl.	Straight boot w/ male tower dist cap	•	•	•	•	•
	Straight boot w/ points style dist cap	•	•	•	•	•
	Vari-Angle boot w/ male tower dist cap	•	8038	8028	7008	•
	Vari-Angle boot w/ points style dist cap	•	8038	8028	7008	•
6 Cyl.	115° Ford style boot w/ male tower dist cap	•	•	•	7005	9002
	115° Ford style boot w/ points style dist cap	•	•	•	7005	9002
	90° 13/16" Hex plug w/ points style dist cap	8024	8030	8020	7007	9004
	90° 13/16" Hex plug w/ male tower dist cap	8024	8031	8021	7007	9004
	90° 5/8" Hex plug w/ male tower dist cap	8024	8031	8021	7031 / 7041	9001
	90° 5/8" Hex plug w/ points style dist cap	8024	8030	8020	7030 / 7041	9001
	Straight boot w/ male tower dist cap	•	•	•	•	9000
	Straight boot w/ points style dist cap	•	•	•	•	9000
	Vari-Angle boot w/ male tower dist cap	8027	8036	8026	7033 / 7040	9003
	Vari-Angle boot w/ points style dist cap	8027	8036	8026	7032 / 7040	9003
	8 Cyl.	115° Ford style boot w/ male tower dist cap	•	•	•	7005
115° Ford style boot w/ points style dist cap		•	•	•	7005	9002
90° 13/16" Hex plug w/ male tower dist cap		8024	8031	8021	7007	9004
90° 13/16" Hex plug w/ points style dist cap		8024	8030	8020	7007	9004
90° 5/8" Hex plug w/ male tower dist cap		8024	8031	8021	7031 / 7041	9001
90° 5/8" Hex plug w/ points style dist cap		8024	8030	8020	7030 / 7041	9001
Hemi boot w/ insulator tube		8029	•	•	7039	•
Hemi boot w/ insulator tube		•	•	•	•	•
Straight boot w/ male tower dist cap		•	•	•	•	9000
Straight boot w/ points style dist cap		•	•	•	•	9000
Vari-Angle boot w/ male tower dist cap		8025	8033	8023	7033 / 7040	9003
Vari-Angle boot w/ points style dist cap		8025	8032	8022	7032 / 7040	9003
Cadillac NorthStar/Oldsmobile Aurora		•	•	•	7155	•

Part # suffix indicates wire set color; B-blue, K-black, R-red, Y-yellow.

Notes: Some 6 cyl. applications require and are shown covered by an 8 cyl. wire set. ACCEL does NOT recommend metallic core wire sets for application with electronic ignition systems because of their incompatibility with EMI / RFI (radio noise) emissions.



BILLETECH DISTRIBUTORS

ACCEL BILLETECH™ DISTRIBUTORS

ACCEL BilleTech™ late model replacement distributors are the perfect replacement for the factory distributor in your late model car or truck. All BilleTech™ distributors feature:

- 6061 T6 Billet aluminum housing
- Centerless ground steel shaft
- 10,000 RPM bearing upper with oil lite bushing lower
- ACCEL performance electronic pick up and module (where noted)
- High dielectric strength cap, balanced rotor for trouble free performance
- Brass cap contacts
- Iron or Steel distributor gear compatible with flat tappet cams and OEM hydraulic roller camshafts
- May be used with an ACCEL, Mallory, Crane, Holley or MSD capacitive discharge ignition system

NEW BILLETECH™ PERFORMANCE DISTRIBUTORS APPLICATIONS

Part #	Application	Cap & Rotor	Module
60107C	Chevrolet V8 engines with HEI and vacuum advance, standard deck height complete ready to run, with performance coil (red & yellow leads), vacuum advance lock out kit and performance 4-pin module with rev limiter control	8122	35373
60114	Chevrolet V6 262 (4.3L) engines with HEI/EST remount mount coil	8129	35362
60115	Chevrolet V6 Vortec truck with corrected flat cap including '95-04 4.3L engines	120142 cap & 130141 rotor	n/a
60116	Chevrolet V8 Vortec truck with corrected flat cap including '96-01 5.0L / 5.7L / 7.4L engines	120141 cap & 130141 rotor	n/a
60201R	Ford 5.0L engines with remote mounted TFI module applications include '91-93 Thunderbird, '94-95 Mustang, '92-96 Trucks (these vehicles use remount mount module p/n 35371, not included)	8234	n/a

BILLETECH™ PERFORMANCE DISTRIBUTORS

Part #	Application	Cap & Rotor	Module
60109	Chevrolet V8 engines with HEI/EST remount mount coil applications include '87-93 Cars and '87-95 Trucks	8132	35362
60110	Applications now covered by p/n 60109		
60201A	Ford 5.0L engines with TFI module mounted on distributor applications include '86-93 Mustang with automatic transmission	8234	35368
60201M	Ford 5.0L engines with TFI module mounted on distributor applications include '87-93 Mustang with manual transmission	8234	35369
60204A	Ford 5.8L engines with TFI module mounted on distributor applications include '94 Mustang Cobra R, '85-97 Trucks	8234	35368



60201M



60109

LEGAL IN ALL 50 STATES AS REPLACEMENT PART!


PERFORMANCE REPLACEMENT DISTRIBUTORS



PERFORMANCE REPLACEMENT™ DISTRIBUTORS

ACCEL Performance Replacement Distributors are the perfect choice for your daily driver or street machine. Using all new components, these distributors feature:

- High Performance ACCEL Electronics
- All New Components - housings are either new castings or turned from Billet stock
- Centerless ground shaft, oil lite bushings
- High dielectric strength cap, balanced rotor
- Male tower distributor cap with brass cap and rotor contacts (Ford and AMC Models feature screw mounted wire retainer for the ultimate plug wire retention)
- Iron or Steel distributor gear (except #59101, 59300, 59301, 59302)
- Direct plug in replacement with factory type connectors for plug and play easy installation



NEW PERFORMANCE REPLACEMENT™ DISTRIBUTORS APPLICATIONS

Part #	Application	Cap	Replacement Rotor
59102	Buick V8 215, 300, 340 and 350 engines with HEI and vacuum advance	.120128	130120
59103	Buick V8 400, 430 and 455 engines with HEI and vacuum advance	.120128	130120
59109	Chevrolet V8 engines with HEI without vacuum advance, 7-pin module	.120128	130120
59110	Chevrolet V6 262 (4.3L) engines with HEI and vacuum advance	.8129 cap & rotor kit	
59111	Buick V6 231, 252 (3.8L, 4.2L) V6 engines with HEI and vacuum advance	.8128 cap & rotor kit	
59120	Cadillac V8 368, 425, 472, 500 engines with HEI and vacuum advance	.120128	130120

PERFORMANCE REPLACEMENT™ DISTRIBUTORS

Part #	Application	Cap	Replacement Rotor
59101	AMC 1979-78 304* Jeep Pickup, Wagoneer, CJ Series 1989-78 304, 360, 401	.120404	130404
59107	Chevrolet All V8 Engines (except 348, 409) with HEI, standard deck height	.120128	130120
59107C	Chevrolet All V8 Engines (except 348, 409) with HEI, standard deck height Complete, ready to run unit. Sold with Coil and coil cover.	.120128	130120
59113	Oldsmobile V8 260-455 engines with HEI and vacuum advance except 1975-76 Toronado	.120128	130120
59118	Pontiac V8 301-455 engines with HEI and vacuum advance except 1973-74 Firebird/Trans Am Super Duty	.120128	130120
59205	Ford passenger cars with single vacuum advance 1979-74 351C/M, 400, 460 Ford Trucks with single vacuum advance 1987-74 351M, 400, 460*	.120404	130404
59206	Ford passenger cars with single vacuum advance 1980-74 302 Ford Trucks with single vacuum advance 1980-74 302*	.120404	130404
59207	Ford passenger cars with single vacuum advance 1985-81 5.0L Ford Trucks with single vacuum advance 1987-81 5.0L###	.120404	130404
59208	Ford passenger cars with single vacuum advance 1980-74 351V Ford Trucks with single vacuum advance 1980-74 351V*	.120404	130404
59209	Ford passenger cars with single vacuum advance 1985-81 5.8L Ford Trucks with single vacuum advance 1987-81 5.8L###	.120404	130404
59300	Chrysler/Dodge/Plymouth V8 1979-59 413-440 "RB" engines and 426 Street HEMI engines (Except Lean Burn)	.120326	130319
59301	Chrysler/Dodge/Plymouth V8 1996-65 273, 318(1967-later) 340, 360 "LA" engines except Dodge "Magnum" Series 5.2L/5.9L and AMC/Jeep engines (Except Lean Burn)	.120326	130319
59302	Chrysler/Dodge/Plymouth V8 1979-58 350-400 "B" engines (Except Lean Burn)	.120326	130319

* Requires using spark plug wire set with male tower distributor terminals, such as same engine application for 1977 and newer. See the ACCEL spark plug wire application guide for exact part #'s.

###Includes the proper distributor drive gear for flat tappet and hydraulic roller camshafts

AMC/Ford Distributors use PIN 130504 cap adapter and PIN 130604 wire retainer.

For a complete line of large diameter racing distributors, magnetos, crank triggers, and racing ignition systems, consult your Mallory catalog.



PERFORMANCE REPLACEMENT DISTRIBUTORS

BILLET REPLACEMENT DISTRIBUTORS

Without in-cap coil

Blue.....59107BLU
 Red.....59107RED
 Black.....59107BLK


Complete ready-to-run with in-cap coil and dust cover

Blue.....59107CBLU
 Red.....59107CRED
 Black.....59107CBLK



These colored caps and rotors are also available as a separate kit

Tan....8122 Blue....8122B Red....8122R Black....8123



BILLET REPLACEMENT POINTS DISTRIBUTORS

- CNC-machined billet 6061 T-6 aircraft grade aluminum housing
- Precision centerless ground shaft with a 4 micron finish
- Easily adjustable high performance mechanical advance mechanism, factory dialed-in high performance ignition curve starting at 1,200 RPM with 24 degrees crank of advance at 3,000 RPM
- Easily adjustable vacuum advance, factory dialed in for 10 degrees crank of advance at 10 inches of vacuum
- High performance 32oz Point and Condenser Kit
- High Performance 60 kV tan cap and balanced rotor with brass or copper inserts
- Normal tune-up items are OE configuration parts for ease of replacement



SINGLE POINT VACUUM ADVANCE

Chevrolet All std deck height V8 expect 348, 409 ...49106
 1974-69 Ford 351W49201
 1974-68 Ford 351C/M, 400, 429-46049204
 1979-62 Ford 221-30249206

DUAL POINT VACUUM ADVANCE

1974-55 Chevrolet All std deck height V8
 expect 348, 40949106E

RESTRICTED CLASS RACING HEI

ACCEL also offers two additional HEI distributors for Stock or restricted classes which require using a stock type HEI distributor. Both units are ready to run, complete with Accel Brute Thunder coil part #140013 and ACCEL high performance module part #35367.

ACCEL Mechanical Advance Only, All Chevy V8
 except 348, 409, tall deck9107D

ACCEL Direct Drive locked advance9109O





ACCEL BILLETPROOF™ READY TO RUN 71000 SERIES ELECTRONIC BREAKERLESS DISTRIBUTORS

The 71000 Series distributors are the perfect replacement for points style distributors or oversized OE style distributors. If you want a quicker starting, smoother running engine and plenty of high RPM power, along with great looks and a compact design that will fit in your engine compartment, then this is the distributor for you! Simply install the distributor, hook up connections to your 12 volt system and you're ready to run.

FOR MAXIMUM STREET PERFORMANCE, ECONOMY, RELIABILITY AND GREAT LOOKS, ACCEL'S BILLETPROOF™ 71000 SERIES DISTRIBUTORS ARE THE BEST CHOICE.

- Ready to Run, self contained electronic breakerless design
- CNC machined billet 6061 T-6 aircraft grade aluminum housing
- Precision centerless ground shaft with a 4 micron finish
- Adjustable high performance mechanical advance mechanism
- Factory dialed-in high performance ignition curve starting at 1,200 RPM with 24 degrees crank of advance at 3,000 RPM
- Easily adjustable vacuum advance, factory dialed in for 10 degrees crank of advance at 10 inches of vacuum with lockout replacement insert for mechanical advance only
- High Performance 60 kV tan cap with brass inserts
- Iron or Steel alloy distributor gears compatible with flat tappet cams and hydraulic roller camshafts
- Recommended ACCEL electronic breakerless coils p/n's: 8145, 8145C, 8140HV, 140001 or 140008
- Compatible with an ACCEL, Mallory, Crane, Holley or MSD capacitive discharges ignition system

ACCEL'S BILLETPROOF™ 71000 SERIES DISTRIBUTORS

Part #	Application	Replacement	Replacement
		Iron or Steel	Bronze
		Gear	Alloy Gear
71100E	All Std. Deck Height Chevrolet 8 Cylinder Engines , Except 348, 409	29416	29426
71101E	1992-62 AMC/Jeep 290, 304, 343, 360, 390 & 401 Supplied without drive gear. Directions included to reinstall the OEM gear	n/a	29425
71102E	1981-55 Pontiac 301, 326, 350, 389, 400, 421, 428 & 455	29437	29434
71103E	1990-64 Oldsmobile 260, 307, 330, 350, 400, 403, 425, 455	29423	N/A
71104E	1981-61 Buick 215, 300, 340 & 350	29413	N/A
71105E	1976-67 Buick 400, 430 & 455	29414	N/A
71107E	All Tall Deck Height and Rocket Block Chevrolet 8 Cyl Engines, exc. 348, 409, and Merlin Super Block and GM Performance DRCE-2 Block	29416	29426
71108E	Holden 253, 304 & 308	29446	N/A
71120E	1984-68 Cadillac 472, 500, 425 & 368	29416	29426
71200E	1976-58 Ford 332, 352, 360, 390, 406, 410, 427 & 428 "FE"	29419	29430
71201E	1980-62 Ford 221, 255, 260, 289, 302, 302 Boss	29418	29429
71202E	1995-68 Ford 351C, 351 Boss, 351M, 400, 429, 460	29420	29431
71204E	1980-69 Ford 351W	29421	29432
71300E	1979-59 Chrysler/Dodge/Plyouth 413, 426, 440 "RB" & Hemi	N/A	N/A
71301E	1993-65 Chrysler/Dodge/Plyouth 273, 318 (1967-Later) 340, 360 "LA"	N/A	N/A
71302E	1979-58 Chrysler/Dodge/Plyouth 350, 361, 383, 400 "B"	N/A	N/A



SUPER-DUTY HEI-STYLE DISTRIBUTOR CAP CONVERSION KIT

The ACCEL 71000 Series Distributors come equipped with a conventional female socket-style tower distributor cap. We are now offering a conversion kit which allows you to update your ACCEL 71000 Series Distributor with a small diameter Super-Duty HEI-Style Cap, complete with a screwdown wire retainer. This kit also includes a new rotor and mounting hardware kit.

- Screw mounted spark plug wire retainer
- Brass contact terminals with male tower HEI ends for better wire retention
- Positive locking screw down distributor cap
- Specially designed cap with a larger contact terminal diameter than the standard distributor cap
- Counterbalanced rotor with specially designed ribbing to prevent cap tracking
- Thermoplastic materials for high dielectric strength and impact resistance qualities that prevent damage



Super-Duty HEI-Style Conversion Kit.....8345
Replacement Cap & Rotor Only.....8347

REPLACEMENT PARTS FOR ALL BILLETPROOF™

Rotor	130402	Vacuum Advance.....	29332
Cap	120403	Black Magnetic Pickup Coil.....	31085
Cap and Rotor Kit.....	8342	Blue and White Magnetic Pickup Coil	31086
Module.....	35366	Harness.....	29349
Mechanical Advance and Spring Kit.....	29014		

Replacement parts for previous generation **ACCEL 51000 Superstock Breakerless Distributors and 61000 Street Billetech Distributors**

Part # / Application	Replace Iron Gear	Replace Module
51100E,S; 61100 All Std. Deck Height Chevrolet 8 Cylinder Engines, Except 348, 409	32100	35366
51201E,S; 61201 1962-80 Ford 221, 255, 260, 289, 302, 302 Boss	31201	35366
51202E,S; 61202 1968-95 Ford 351C, 351 Boss, 351M, 400, 429, 460	31200	35366
51204E,S; 61204 1969-80 Ford 351W	31201	35366
51301E,S; 61301 1965-91 Mopar 273, 318 (1967-Later) 340, 360 LA	N/R	35366

Please see page 126 for other Accel distributor replacement items.

DISTRIBUTOR GEARS

- Precisely machined drive gears provide balanced, close-tolerance mesh with camshafts
- Bronze gears with improved alloy for use with steel billet roller cams
- Iron gears designed for iron camshafts or roller cams with iron gears

ACCEL: 30100, -T; 37100A, -T; 43100A, -T; 44100A, -T	Bronze Iron	31100B 31100
ACCEL: 34100A, -C, -S, -V; 35100, -T; 41100E; 51100E,-S, -V	Bronze Iron	32100B 32100
Chevrolet Stock OEM Delco Dist. w/.490" shaft	Bronze Iron	32100B 32100
ACCEL: 30200, -T; 30202, -T; 34202S, -V; 37200, -A, -T; 37202, -A, -T; 39200, -T; 39202, -T	Iron Bronze	31200 31202B
ACCEL: 30201, -T; 30204, -T; 34201C, -S, -V; 37201A, -T; 37204A, -T; 39201A, -T; 41201E, -S, -V; 51201E, -S	Iron Bronze	31201 31201B
ACCEL: 60201 A, M; 60204 A	Steel Alloy	31201S


ACCEL[®] STREET BILLET


NEW

PERFORMANCE ELECTRONIC BREAKERLESS DISTRIBUTOR


FEATURING:

- Ready to run, self-contained electronic breakerless design
- ACCEL's new 12-volt breakerless 6.5 Amps dwell control module
- CNC-machined billet 6061-T6 aircraft grade aluminum housing
- Centerless ground steel shaft with upper and lower Oil Lite bushings
- Easy access top mount fully adjustable and lockable mechanical advance and nylon pads to insure long term smooth operation
- Adjustable vacuum advance, with lockout insert for mechanical advance only operation
- Male HEI tower distributor cap with wire retainer are injection molded in GE Valox glass reinforced material for both high strength & high dielectric properties, also brass inserts are used for excellent long term high conductivity
- Can be converted to a more traditional style female points tower by using ACCEL p/n 8120 cap & rotor kit
- Easy 3-wire hookup with isolate ground circuit and weather tight connector
- Steel alloy drive gear, compatible with either flat tappet or hydraulic roller camshafts
- Race-proven high output magnetic pick assembly
- Recommended electronic breakerless coils with 0.7 Ohms or less of primary resistance; ACCEL p/n's; 8145, 8145C, 8140HV, 140001 & 140008
- Compatible with CD ignition systems





Self contained 12v electronic module. Easy to access and adjust top mount mechanical advance.



Race proven high output magnetic pickup assembly.



Can be converted to traditional female socket points style by using ACCEL tan #8120 Cap and Rotor Kit, or ACCEL black #8124 Cap and Rotor Kit.

Currently available application coverage

Part #	Application
52100.....	All Std. Deck Height Chevrolet 8 cylinder engines Except 348 & 409 engines
52102.....	1955-81 Pontiac 301, 326, 350, 389, 400, 421, 428 & 455 engines Except 1973-74 Super Duty 455 engines
52103.....	1964-90 Oldsmobile 260, 307, 330, 350, 400, 403, 425 & 455 engines
52108.....	Holden 8 cylinder 253, 304 & 308 engines
52200.....	1958-76 Ford 332, 352, 360, 390, 410, 427 & 428 "FE" engines
52201.....	1962-80 Ford 221, 255, 260, 289, 302 & 302 Boss engines
52202.....	1968-95 Ford 351C, 351 Boss, 351M, 400, 429 & 460 engines
52204.....	1969-80 Ford 351W engines
52300.....	1959-79 Chrysler/Dodge/Plymouth 413, 426, 440 "RB" & Hemi engines
52301.....	1965-1993 Chrysler/Dodge/Plymouth 273, 318 (1967 - later) 340 & 360 "LA" engines Except Dodge "Magnum" 5.2L/5.9L engines
52302.....	1958-79 Chrysler/Dodge/Plymouth 350, 361, 383 & 400 "B" engines

Additional application coverage coming summer 2005

Part #	Application
52101.....	1962-92 AMC/Jeep 290, 304, 343, 360, 390 & 401 engines Except Dodge "Magnum" 5.2L/5.9L engines. Supplied without drive gear. Directions included to re-install the OEM gear.
52104.....	1961-81 Buick 215, 300, 340 & 350 engines
52105.....	1967-75 Buick 400, 430 & 455 engines
52107.....	All Tall Deck Height and Rocket Block Chevrolet 8 cylinder engines Except 348 & 409 engines. Except Merlin Super Block and GM Performance DRCE-2 block
52120.....	1968-84 Cadillac 368, 425, 472 & 500 engines


REPLACEMENT PARTS FOR ALL STREET BILLET DISTRIBUTORS

Cap	120405
Rotor	130405
Module	35372
Vacuum Advance	31034
Blue and White Magnetic Pickup Coil	31086
Harness	41331

These colored caps and rotors are also available as a separate kit

Tan....8348 Blue....8348B Red....8348R Black....8348K





31040E

DUAL POINT CONVERSION KIT

- Converts single-point distributors to a high-performance dual point system
- Increases coil charging time for increased coil output
- Equipped with ACCEL 32 oz. points and hi-perf condenser to eliminate points bounce at high RPM
- Extra-thick breaker plate resists flex at high engine speed
- Kit contains allen wrench, feeler gauge, and complete instructions for easy installation
- Legal for sale or use in California E.O. #D-221-3

All 1974-58 GM V8 Distributors w/o HEI31040E



31034

ADJUSTABLE VACUUM ADVANCE

- Permits practically infinite adjustment to both amount and rate of ignition advance
- Instantly increases horsepower and throttle response
- Provides maximum possible spark advance while preventing damaging detonation ("ping")
- Includes allen wrench and detailed instructions

GM/Delco V8 Points-Type Distributors31034*

GM/HEI V8 Distributors with Vacuum Advance . . .31035*



31042

PERFORMANCE ADVANCE CURVE KIT

- Releases hidden horsepower by optimizing ignition timing
- Precision-manufactured advance weights and 3 sets of advance springs enable custom-tailoring of mechanical advance curve
- Complete instructions for easy installation

GM/Delco V8 Points-Type Distributors31042*

GM/HEI V8 Distributors with Vacuum Advance . . .31041*

* Not legal for sale or use on California pollution-controlled motor vehicles. Per Federal Clean Air Act of 1990, these products may only be used on: 1965 and earlier California passenger cars and light trucks to 6000 lbs. GVW, 1967 and earlier federally-certified passenger cars and light trucks to 6000 lbs. GVW, 1968 and earlier California trucks and motorhomes over 6000 lbs. GVW, and 1969 and earlier federally-certified trucks and motorhomes over 6000 lbs. GVW.



49050

RFI FILTER

- For both heavy-duty street use and all racing applications
- Eliminates audible radio static and noise caused by alternator, electric fuel pump, racing ignition systems, etc
- Recommended for use with racing communication systems to prevent interference
- Easy to install and comes complete with mounting hardware and detailed instructions


Universal-Fit49050




U-GROOVE HEADER PLUGS

ACCEL'S PATENTED RACE PROVEN U-GROOVE™ SPARK PLUGS IN A "SHORTY" CONFIGURATION

The overall length has been reduced 1/4" th 3/8" (depending on the specific spark plug) to gain critical air gap space between the spark plug boot and the exhaust manifold or header tube. This helps eliminate burning the spark plug boot or dimpling the header tube. The shorter spark plug length also can make it easier to install and remove the spark plugs in certain applications where there is not a lot of room to fit a socket or move a wrench around.



NOW AVAILABLE IN THE HIGHLY ANTICIPATED 3/4" REACH 5/8" HEX GASKETED CONFIGURATION, IN TWO HEAT RANGES, FOR USE IN MOST AFTERMARKET ALUMINUM HEADS.



NEW

Champion RC12, RC13 & RC14 Heat Ranges0416S
Champion RC8, RC9, RC10 Heat Ranges0414S



Helps eliminate burning spark plug boots!

U-GROOVE SPARK PLUGS



ACCEL'S U-GROOVE DESIGN PUTS MORE FIRE IN THE HOLE, SO YOU GET MORE POWER TO THE WHEELS

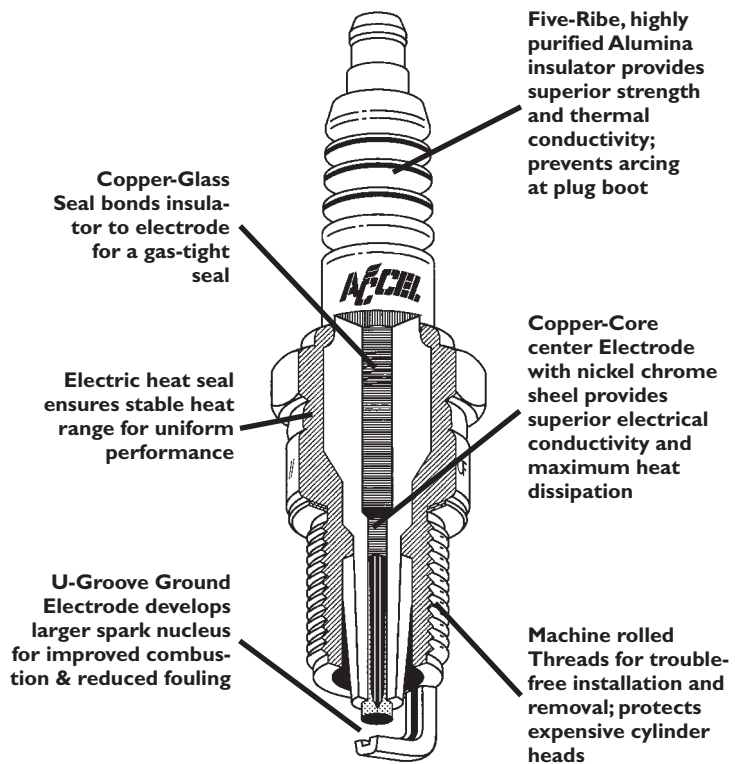

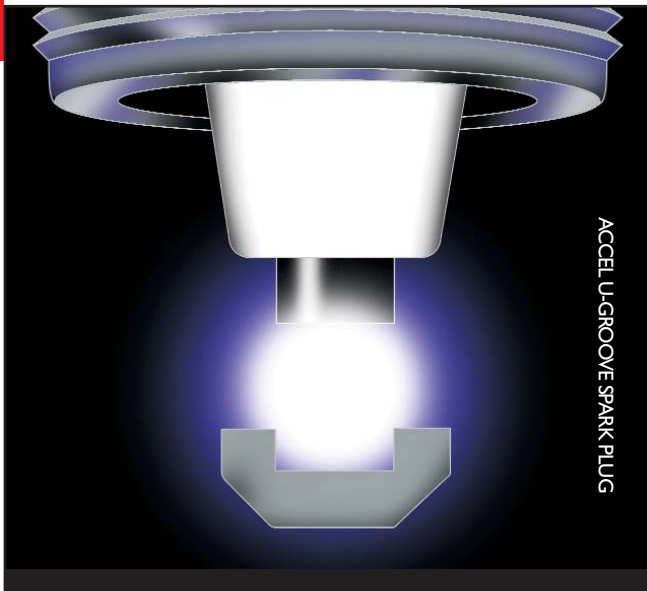
One of the hottest features of ACCEL Spark Plugs is the unique U-groove ground electrode. This specially designed electrode was developed to meet the demand for improved ignitability and increased fuel combustion. Simply stated ... Higher Performance.

IMPROVED IGNITABILITY

As illustrated to the left, the U-groove of the ground electrode results in less flame dissipation. It gives the flame a groove to grow in, creating a larger flame front for a more complete combustion even in the case of lean air-fuel mixture. Effectively, it produces greater firing energy. On the other hand, conventional plugs squash the flame. This is called "quenching effect" and leads to spark plug misfire and rough idle. This has a negative effect on the spark. With the U-groove ground electrode firing can be greatly improved without increasing the spark gap.

IMPROVED THROTTLE RESPONSE AND BETTER FUEL EFFICIENCY

ACCEL's U-groove ground electrode produces a larger spark nucleus which stimulates faster combustion, producing more power for higher RPM's of longer duration. The end result is an increase in performance with improved throttle response and due to a more complete burn, greater fuel efficiency and reduced emissions.





U-GROOVE SPARK PLUGS

SPARK PLUG HOLDER

This convenient spark plug holder holds up to eight spark plugs up-side down allowing you to read your plugs easily and quickly.

Spark Plug Holder1010



SPARK PLUG INDEXER

Designed for both flat and taper seat 14mm spark plugs, this indexer is made from billet aluminum with a gold anodized finish for marking the position of the ground electrode. The indexer is knurled for hand held use or can be secured in a vise on the machined flats.

Spark Plug Indexer1005



INDEX WASHER KITS

Soft copper ACCEL spark plug washers allow racers to "index" or adjust spark plug ground electrode position for optimum flame front generation or maximum plug-to-piston clearance.

30 Assorted Washers -14mm tapered seat with 5/8" Hex1001

30 Assorted Washers -14mm flat seat1002



FORD HALF-THREAD/FULL-THREAD EXPLANATION

There are certain Ford vehicles where the original equipment spark plugs have what is known as a HALF-THREAD shell design. These plugs are 3/4" in body reach but are only threaded half way (see Fig.A). The purpose of this design is to allow the spark plugs to be automatically installed at the time of engine assembly at the factory. These half-threaded spark plugs are duplicates of Full-Thread designed spark plugs. They are identical in every other respect from: heat range, reach, hex size and insulator nose designs (see Fig. B). If you compare Figures A & B, you can see that both spark plug designs protrude the same distance into the combustion chamber. Therefore in applications that call for an Accel U-Groove 0504 plug, you may use an Accel U-Groove 0514. The same hold true if applications call for a Accel U-Groove 0506, you may use an Accel U-Groove 0516.

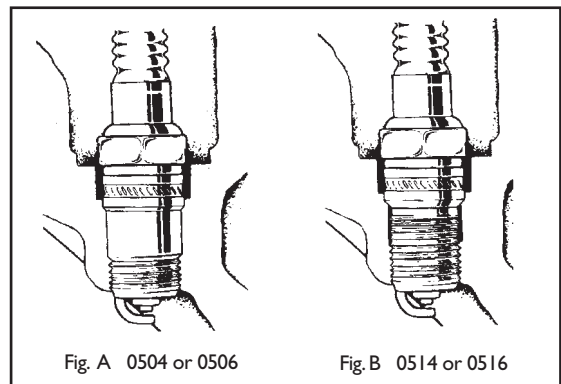


Fig. A 0504 or 0506

Fig. B 0514 or 0516

U-GROOVE SPARK PLUGS



MAKE YEAR	ENGINE/MODEL	U-GROOVE		BLISTER-PAK		HEADER PLUG	PLUG GAP
		STD.	RES.	STD.	RES.		
ACURA							
4 CYLINDER ENGINES							
2001-98	1.8L EFI (B18C1)	•	0784	•	8191	•	.052
	2.3L EFI (F23A1)	•	0736	•	8193	•	.044
2001-97	1.8L EFI TYPE-R (DOHC-VTEC) (B18C5)	•	0784	•	8191	•	.044
2001-96	1.8L EFI (DOHC) (B18C1) (B18B1)	•	0736	•	8193	•	.044
2001-97	1.8L EFI (DOHC-VTEC) (GS-R)	•	0784	•	8191	•	.052
1999-97	2.2L EFI (VTEC) (F22B1)	•	0736	•	8193	•	.044
1996-93	1.8L (VTEC)(GS-R)	•	0784	•	8191	•	.044
1996-92	1.8L	•	0736	•	8193	•	.044
1996	1.8L (DOHC-VTEC) (GS-R) (B18C1)	•	0784	•	8191	•	.050
5 CYLINDER ENGINES							
1998-96	2.5L EFI (G25A4)	•	0786	•	8192	•	.044
1995	2.5L TL	•	0786	•	8192	•	.044
1994-91	2.5L Vigor	•	0786	•	8192	•	.044
6 CYLINDER ENGINES							
2003-97	3.0L, 3.2L, 3.5L CL, TL EFI (J30A1) (J32A1) (J35A3)	•	0736	•	8193	•	.044
2002-96	3.0L, 3.2L EFI NSX (C32B1) (C30A1)	•	0784	•	8191	•	.044
2002-96	3.5L EFI (C35A1)	•	0786	•	8192	•	.044
1999-96	3.2L EFI (SOHC) (C32A6)	•	0786	•	8192	•	.044
1998	3.5L EFI (SOHC) (6VE1)	•	0786	•	8192	•	.042
1997	3.2L EFI (SOHC) (6VD1)	•	0786	•	8192	•	.042
1996	3.2L EFI (SOHC) (6VD1)	•	0786	•	8192	•	.044
1994-91	3.2L & 3.0L	•	0784	•	8191	•	.044
ALFA ROMEO							
4 CYLINDER ENGINES							
1993-82	2.0L Spider	0114	0494	•	8187	•	.028
1981-67	2.0L	0143	•	•	•	•	.025
1970-67	1.75L	0113	•	•	•	•	.025
	1.6L	0112	•	•	•	•	.025
6 CYLINDER ENGINES							
1995-94	3.0L model 164	•	0784	•	8191‡	•	.035
1993-88	2.5L, 3.0L Milano	0114	0494	•	8187‡	•	.028
1987-83	2.5L GTV	0114	0494	•	8187‡	•	.035
1982-81	2.5L	0114	0494	•	8187‡	•	.035
1970-67	2.6L	0112	•	•	•	•	.025
AMC							
4 CYLINDER ENGINES							
1985-84	2.5L (B)	•	0736	•	8193	•	.035
1983-80	151 CID 2.5L	•	0586	•	8186	•	.060
1979-77	2.0L (G,K)	•	0736	•	8193	•	.035
6 CYLINDER ENGINES							
1988-78	4.2L (C,A)	•	0736	•	8193‡	•	.035
1988	182 CID 3.0L	•	0514	•	•	•	.035
1980	258 CID 4.2L	•	0997	•	•	•	.035
1979-78	3.8L (E)	•	0736	•	8193‡	•	.035

MAKE YEAR	ENGINE/MODEL	U-GROOVE		BLISTER-PAK		HEADER PLUG	PLUG GAP
		STD.	RES.	STD.	RES.		
6 CYLINDER ENGINES							
1979	258 CID 4.2L CA	•	0997	•	•	•	.035
1978	258 CID 4.2L w/A.T.	•	0997	•	•	•	.035
1977-71	232 CID 3.8L	0116	0496	•	8181	•	.035
1970-65	199 CID	0117	•	•	•	•	.035
1970-64	232 CID	0117	•	•	•	•	.035
8 CYLINDER ENGINES							
1979-70	304 CID 5.0L	0116	0496	•	8181	•	.035
	360 CID 5.9L	0116	0496	•	8181	•	.035
1976-71	401 CID 6.6L	0116	0496	•	8181	•	.035
1970-68	390 CID						
	exc. 70 340 HP	0116	0496	•	8181	•	.035
1970	390 CID 340HP	0114	0494	•	8187‡	•	.035
1969-67	343 CID	0116	0496	•	8181	•	.035
1969-66	290 CID	0116	0496	•	8181	•	.035
AUDI							
4 CYLINDER ENGINES							
1990-88	2.0L 80/90	0113	•	•	•	•	.032
1987-85	1.8L 4000	0113	•	•	•	•	.032
1984	1.8L 4000 CA	0114	0494	•	8187	•	.032
	1.8L 4000 exc. CA	0114	0494	•	8187	•	.028
1980	1.6L 4000	0114	0494	•	8187	•	.028
1979-73	1.5, 1.6L Fox	0114	0494	•	8187	•	.028
1977-76	1.9L w/o CD Ign. 100LS, GL	0113	•	•	•	•	.028
1977-75	1.9L w/CD Ign. 100LS, GL	0113	•	•	•	•	.036
1974-72	1.9L 100LS, GL	0113	•	•	•	•	.028
1972-69	1.8L Super 90	0114	0494	•	8187	•	.028
1971-69	1.9L 100LS, GL	0114	0494	•	8187	•	.028
5 CYLINDER ENGINES							
1995-92	2.2L S4	•	0784	•	8191‡	•	.035
1994-92	100, 100 Quattro 2.8L	•	0784	•	8191‡	•	.040
	90,90 Quattro 2.8L	•	0784	•	8191‡	•	.040
1992	2.3L 80	0113	•	•	•	•	.032
1991-90	80,90,100,200 exc 90 Coupe 20V	0113	•	•	•	•	.032
1988	2.3L 80/90, 5000 5000S, Quattro	0113	•	•	•	•	.032
1987	2.2L Coupe, 4000CS Quattro, 5000S	0113	•	•	•	•	.032
	2.2L 5000CS, 5000CS Quattro Turbo	0113	•	•	•	•	.032
1986	2.2L Coupe, 5000	0114	0494	•	8187‡	•	.028
	2.2L 4000S Quattro	0114	0494	•	8187‡	•	.032
1986-80	2.2L Turbo 5000	0114	0494	•	8187‡	•	.028
1985	2.2L Quattro	0113	•	•	•	•	.028
	2.2L CA Coupe, 5000, 4000S, Quattro	0114	0494	•	8187‡	•	.032
	2.2L exc. CA Coupe, 5000, 4000S Quattro	0114	0494	•	8187‡	•	.028
1984-80	2.2L Coupe, 5000, 4000S Quattro	0114	0494	•	8187‡	•	.028



U-GROOVE SPARK PLUGS

MAKE YEAR	ENGINE/MODEL	U-GROOVE STD. RES.	BLISTER-PAK STD. RES.	HEADER PLUG	PLUG GAP	MAKE YEAR	ENGINE/MODEL	U-GROOVE STD. RES.	BLISTER-PAK STD. RES.	HEADER PLUG	PLUG GAP
	PER ENGINES						PER ENGINES				
	2.2L Quattro						Custom, Limited, Gran Sport				
	2.2L Quattro						2.4L (T) MFI				
	2.2L 5000 CA						PER ENGINES				
	2.2L 5000						Custom, Limited, Special				
	exc. CA						2.2L MFI (4)				
	2.2L 5000						Skylark 2.3L 138C.I. (D) . . .				
	PER ENGINES						Century 2.2L 134C.I. (4) . . .				
	A4, A6 2.8L						Skylark 2.3L 138C.I. (3) . . .				
	PER ENGINES						Century 2.2L 134C.I. (4) . . .				
	4.2L						Skylark 2.3L 138C.I. (3,D) . .				
	3.6L						151 CID 2.5L(R,U)				
	HEALEY						140 CID 2.3L(D)				
	PER ENGINES						121 CID 2.0L(K)				
	100S Competition						111 CID 1.8L(J)				
	1.2L Sprite						MFI Turbo				
	w/ECS						111 CID 1.8L(O)				
	1.1L Sprite						121 CID 2.0L(B,P)				
	0.9L Sprite						112 CID 1.8L(G)				
	PER ENGINES						1.8L Isuzu				
	3.0L 3000						1.9L Opel				
	E						1.1L Opel				
	PER ENGINES						1.5L Opel				
	1.5L X1/9						PER ENGINES				
	PER ENGINES						Custom, Special, Limited,				
	1.8L						Ultra, GS, LS				
	1.8L 318i						3.8L (K, I) MFI, SFI				
	1.8L, 2.0L 320i						Custom, Special, Limited,				
	2.0L 2002						Gran Sport				
	2.0L 2002						3.1L MFI (M) (J)				
	1.8L 1800, Ti						3.8L (L)				
	2.0L 2000, C,						3.3L, 3.8L (C,N)				
	CS, Ti						3.0L, 3.1L, (T)				
	1.5L 1500						173 CID 2.8L(W)				
	1.6L 1600-2						231 CID				
	PER ENGINES						3.8L(L,K,I,C)				
	2.5L 325,525						Turbo				
	3.5L 535,635,735						181 CID 3.0L				
	2.5L 325,525						231 CID 3.8L(3,L)				
	3.2L 633CSI, 733i						231 CID 3.8L(7)				
	3.2L 533i						Turbo				
	3.2L 633CSI, 733i						231 CID 3.8L(A)				
	2.8L 528i						231 CID 3.8L(A)				
	3.0L 630CSI						173 CID				
	3.0L 3.0Si, CSI						2.8L(W,X,Z)				
	3.0L 530i						231 CID				
	3.0L 3.0S, 3.0CS						3.8L(3)MFI				
	3.0L Bavaria						231 CID 3.8L(9)				
	2.8L 2800,						SFI Turbo				
	2800CS, Bavaria						181 CID 3.0L(E)				
	2.5L 2500						252 CID 4.1L(4)				
	PER ENGINES						231 CID 3.8L(3,9)				
	4.0L 540,740						Turbo				
	4.0L 740						231 CID 3.8L(3,9,A)				
	PER ENGINES						exc. Turbo				
	5.0L & 5.6L 750, 850						231 CID 3.8L(3)				
							Turbo				

‡ Multiple display packs are required for this application.

U-GROOVE SPARK PLUGS



MAKE YEAR	ENGINE/MODEL	U-GROOVE		BLISTER-PAK		HEADER PLUG	PLUG GAP
		STD.	RES.	STD.	RES.		
6 CYLINDER ENGINES							
1980-79	231 CID 3.8L(A)	•	0586	•	8182	8199	.060
1979	196 CID 3.2L(C)	•	0586	•	8182	8199	.060
1979-70	250 CID 4.1L	•	0577	•	8185	•	.035
1978	231 CID 3.8L(3,G) Turbo	•	0586	•	8182	8199	.060
1969-68	250 CID	0116	0496	•	8188‡	•	.030
1967-62	225 CID	0137	0437	8170	•	8197	.035
8 CYLINDER ENGINES							
1996-94	350 CID 5.7L (P,7)	•	0526	•	8194	P5265	.050
1993-92	350 CID 5.7L (7)	0274	0574	8171	8177	8198	.035
1990-85	307 CID 5.0L(Y)	•	0416	•	8189‡	04165	.060
1987	305 CID 5.0L(H)	0276	0576	8172	8179	8199	.035
	4bbl.	0276	0576	8172	8179	8199	.035
1984-77	305 CID 5.0L(G,H,U)	0276	0576	8172	8179	8199	.045
1982	267 CID 4.4L(J)	0276	0576	8172	8179	8199	.045
1981-80	265 CID 4.3L(S)	•	0586	•	8180	8199	.060
1981-78	301 CID 5.0L(W) 4bbl.	•	0586	•	8180	8199	.060
1980-78	350 CID 5.7L(X)	•	0586	•	8180	8199	.060
	350 CID 5.7L(L)	0276	0576	8172	8179	8199	.045
1977	350 CID 5.7L(P)	•	0586	•	8180	8199	.060
1976-75	350 CID 5.7L(H,J)	•	0586	•	8180	8199	.060
	455 CID 7.5L(T)	•	0586	•	8180	8199	.060
1974-72	350 CID 5.7L(H,J)	0276	0576	8172	8179	8199	.040
	455 CID 7.5L (P,R,T,U)	0276	0576	8172	8179	8199	.040
1971-70	455 CID 7.5L	0276	0576	8172	8179	8199	.030
1971-68	350 CID 5.7L	0276	0576	8172	8179	8199	.030
1969-67	400 CID	0276	0576	8172	8179	8199	.030
	430 CID	0276	0576	8172	8179	8199	.030
1967-66	340 CID 2 bbl.	0137	0437	8170	•	8197	.035
1967-65	300 CID	0137	0437	8170	•	8197	.035
	340 CID 4 bbl.	0137	0437	8170	•	8197	.035
1966-65	400 CID	0137	0437	8170	•	8197	.035
1966-64	425 CID	0137	0437	8170	•	8197	.035
1966-62	401 CID	0137	0437	8170	•	8197	.035
1961-49	All 8 Cyl.	0137	0437	8170	•	8197	.035
CADILLAC							
4 CYLINDER ENGINES							
1986-83	121 CID 2.0L(P,B)	0274	0574	8171	8177	8198	.035
1982	112 CID 1.8L(G)	0274	0574	8171	8177	8198	.035
6 CYLINDER ENGINES							
1988-87	173 CID 2.8L(W)	•	0514	•	•	•	.050
1986-85	173 CID 2.8L(W)	0274	0574	8171	8190	8198	.035
1983-81	252 CID 4.1L(4)	•	0596	•	•	•	.080
1980	252 CID 4.1L(4)	•	0586	•	8182	•	.060
8 CYLINDER ENGINES							
2002-96	D'Elegance, ETC, ELC, Touring, STS, SLS 4.6L (9,Y) MFI	•	0526	•	8194	•	.050
1996	5.7L (P) MFI Brougham	•	0526	•	8194	P5265	.050

MAKE YEAR	ENGINE/MODEL	U-GROOVE		BLISTER-PAK		HEADER PLUG	PLUG GAP
		STD.	RES.	STD.	RES.		
8 CYLINDER ENGINES							
1995-91	4.9L 300CID (B)	•	0526	•	8194	P5265	.060
1995-94	5.7L 350CID (P)	•	0526	•	8194	P5265	.050
1994-92	4.6L 281CID (Y,9)	•	0526	•	8194	•	.050
1993	5.7L 350 CID (7)	0276	0576	8172	8179	8199	.035
1992	5.7L 350 CID (7)	0274	0574	8171	8177	8198	.035
1992-88	4.5L 273 CID (8,5)	•	0526	•	8194	P5265	.060
1992-91	305 CID 5.0L (E)	0276	0576	8172	8179	8199	.035
1992-90	350 CID 5.7L (7)	0274	0574	8171	8177	8198	.035
1992-88	275 CID 4.5L(3,5,8)	•	0516	•	•	•	.060
1990-86	307 CID 5.0L	•	0416	•	8189‡	04165	.060
1988-84	252 CID 4.1L	•	0516	•	•	•	.060
1974	472 CID 7.7L(B)	0117	•	•	•	•	.035
	500 CID 8.2L(S)	0117	•	•	•	•	.035
1973-68	All	0116	0496	•	8181	•	.035
1967-55	All	0137	0437	8170	•	8197	.035
1954-49	All	0138	•	•	•	•	.035
CAPRI							
4 CYLINDER ENGINES							
1979-74	2.3L	•	0516	•	•	•	.035
1974-71	2.0L	0378	•	•	•	•	.035
1972-70	1.6L	0114	0494	•	8187	•	.035
6 CYLINDER ENGINES							
1978-77	2.8L	•	0516	•	•	•	.035
1976-74	2.8L	0116	0496	•	8188‡	•	.035
1973-72	2.6L	0114	0494	•	8187‡	•	.035
CHEVROLET							
3 CYLINDER ENGINES							
1988-87	61 CID 1.0L Turbo Sprint (2)	0114	0494	•	8187	•	.043
1988-85	61 CID 1.0L Sprint (5)	0116	0496	•	8188	•	.043
4 CYLINDER ENGINES							
2001-94	2.2L(4) MFI	•	0526	•	8176	P5265	.060
1999-96	2.4L (T) MFI	•	0526	•	8176	P5265	.060
1998	1.6L 98 CID (6) MFI	•	0784	•	•	8191	.042
1994-93	2.3L 138 CID (A)	•	0784	•	8191‡	•	.035
1993	2.3L 140CID OHC	•	0784	•	8191‡	•	.035
1993-90	2.2L(4)	•	0516	•	•	•	.045
1992-90	2.3L 140CID (A)	•	0786	•	8192‡	•	.035
	151 CID 2.5L(R)	0274	0574	8171	8177	8198	.060
1991-90	2.2L(G)	•	0516	•	•	•	.035
1989	121 CID 2.0L(I) HO	•	0516	•	•	•	.035
	151 CID 2.5L(R)	0274	0574	8171	8177	8198	.060
1988	98 CID 1.6L DOHC Nova	•	0416	•	8189	•	.040
1988-85	91 CID 1.5L(7,K) Spectrum	•	0494	•	8187	•	.043
	98 CID 1.6L(4) Nova	•	0496	•	8188	•	.043
1988-78	151 CID 2.5L	0274	0574	8171	8177	8198	.060
1987	91 CID 1.5L(9) Turbo Spectrum	•	0494	•	8187	•	.043
1987-76	98 CID 1.6L(C)	0274	0574	8171	8177	8198	.035
1986-82	121 CID 2.0L(B,P)	0274	0574	8171	8177	8198	.035

‡ Multiple display packs are required for this application.



U-GROOVE SPARK PLUGS

MAKE YEAR	ENGINE/MODEL	U-GROOVE		BLISTER-PAK		HEADER PLUG	PLUG GAP
		STD.	RES.	STD.	RES.		
4 CYLINDER ENGINES							
1982	112 CID 1.8L(G)	0274	0574	8171	8177	8198	.035
1977-76	85 CID 1.4L	0274	0574	8171	8177	8198	.035
1977-71	140 CID 2.3L	0274	0574	8171	8177	8198	.035
1976	122 CID 2.0L DOHC	•	0514	•	•	•	.035
1970-62	153 CID	0116	0496	•	8188	•	.035
6 CYLINDER ENGINES							
2003-95	231 CID 3.8L (K) MFI RS Z34 LTZ	•	0526	•	8176	P5265	.060
2003-96	207 CID 3.4L (E,X) MFI Z34	•	0526	•	8176	P5265	.060
2001-94	189 CID 3.1L (M) Z26, LS, LTZ	•	0526	•	8176	P5265	.060
1995-93	207 CID 3.4L (E,S,X)	0274	0574	8171	8190	8198	.045
1995-93	189 CID 3.1L (D)	0274	0574	8171	8190	8198	.035
1994-91	189 CID 3.1L (T) exc. Camaro	•	0526	•	8176	P5265	.045
1992-90	189 CID 3.1L(D) APV	0274	0574	8171	8190	8198	.045
1992-90	189 CID 3.1L (T) Camaro	0274	0574	8171	8190	8198	.045
1990	189 CID 3.1L (T) exc. Camaro	•	0514	•	•	•	.045
1990-87	262 CID 4.3L(Z)	0276	0576	•	8184	8199	.035
1989	173 CID 2.8L(S) 173 CID 2.8L(W)	0274	0574	8171	8190	8198	.045
1988-80	173 CID 2.8L(W) 173 CID 2.8L (1,S,X,Z)	•	0514	•	•	•	.045
1987	231 CID 3.8L(A)	•	0586	•	8182	•	.060
1986-85	262 CID 4.3L(Z) EFI	0274	0574	8171	8190	8198	.035
1984	231 CID 3.8L(A)	•	0586	•	8182	8199	.060
1984-80	229 CID 3.8L (9,K)2 bbl.	0276	0576	•	8184	8199	.045
1983-81	231 CID 3.8L(A)	•	0586	•	•	•	.080
1981-80	231 CID 3.8L(3) Turbo	0276	0576	•	8184	8199	.040
1980-78	231 CID 3.8L(2,A) exc. Turbo	•	0586	•	8182	•	.060
1979-78	196 CID 3.2L 200 CID 3.3L	•	0586	•	8182	•	.060
1979-75	250 CID 4.1L	0276	0576	•	8184	8199	.045
1979-75	250 CID 4.1L	•	0577	•	8185	•	.035
1974-72	250 CID 4.1L	•	0566	•	8178	•	.035
6 CYLINDER ENGINES							
1971	250 CID 4.1L	•	0577	•	8185	•	.035
1970	230 CID, 250 CID	•	0566	•	8178	•	.035
1969-66	250 CID	0116	0496	•	8181	•	.035
1969-64	230 CID	0116	0496	•	8181	•	.035
1967-62	194 CID	0116	0496	•	8181	•	.035
8 CYLINDER ENGINES							
2003-97	346 CID 5.6L (G, S) MFI Z28, Corvette	•	0526	•	8194	P5265	.050
1997-93	350 CID 5.7L (P) Corvette, Camaro, Caprice, Impala	•	0526	•	8194	P5265	.050

MAKE YEAR	ENGINE/MODEL	U-GROOVE		BLISTER-PAK		HEADER PLUG	PLUG GAP
		STD.	RES.	STD.	RES.		
8 CYLINDER ENGINES							
1996-94	265 CID 4.3L (W) MFI	•	0526	•	8194	P5265	.050
1995-90	350 CID 5.7L (J)	•	0784	•	8191‡	•	.050
1993-89	305 CID 5.0L(E,F)	0276	0576	8172	8179	8199	.035
1992-90	350 CID 5.0L(7)	0274	0574	8171	8177	8198	.035
1991-88	350 CID 5.7L w/ iron heads. w/ alum. heads	0276	0576	8172	8179	8199	.035
1991-90	350 CID 5.7L Police	•	0786	•	8192‡	04165	.045
1992-88	350 CID 5.7L(8) w/ alum. heads. w/ iron heads	•	0786	•	•	04165	.035
1990-86	307 CID 5.0L(Y) 350 CID 5.7L(7)	•	0416	•	8189‡	04165	.060
1988-86	305 CID 5.0L (G,H) 4 bbl. 350 CID 5.7L(6)	0276	0576	8172	8179	8199	.035
1987-86	350 CID 5.7L(8) w/alum.heads, TPI w/ iron heads, 4 bbl.	•	0416	•	8189‡	04165	.035
1987-85	305 CID 5.0L(F) TPI	0274	0574	8171	8177	8198	.035
1986	305 CID 5.0L(G) 305 CID 5.0L(H)	0274	0574	8171	8177	8198	.035
1985	350 CID 5.7L(8) TPI	0276	0576	8172	8179	8199	.045
1985-76	350 CID 5.7L(8) 305 CID 5.0L (6,7,G,H,S)	0276	0576	8172	8179	8199	.045
1984-76	350 CID 5.7L(8,L)	0276	0576	8172	8179	8199	.045
1982-77	267 CID 4.4L(J)	0276	0576	8172	8179	8199	.045
1981	265 CID 4.3L(S)	•	0586	•	8180	8199	.060
1981-80	301 CID 4.9L(T)	•	0586	•	8180	8199	.060
1976	262 CID 4.3L 400 CID 6.5L 454 CID 7.5L	0276	0576	8172	8179	8199	.045
1974-72	307 CID 5.0L 350 CID 5.7L 400 CID 6.5L 454 CID 7.5L	•	0566	•	8178	•	.035
1971	307 CID 5.0L 350 CID 5.7L 400 CID 6.6L 402 CID 6.6L 454 CID 7.5L 365HP 454 CID 7.5L 425HP LS6	0276	0576	8172	8179	8199	.035
1971-70	454 CID 7.5L 450HP LS6	0114	0494	•	8187	•	.035
1970	350 CID 360HP 402 CID 350HP 454 CID 345HP, 350HP	0134	•	•	•	•	.035
		•	0566	•	8178	•	.035

‡ Multiple display packs are required for this application.

U-GROOVE SPARK PLUGS



MAKE YEAR	ENGINE/MODEL	U-GROOVE		BLISTER-PAK		HEADER PLUG	PLUG GAP
		STD.	RES.	STD.	RES.		
8 CYLINDER ENGINES							
1970-68	307 CID	0137	0437	8170	•	8197	.035
1970-67	350 CID						
	exc. 360HP	0137	0437	8170	•	8197	.035
1969-67	302 CID						
	290HP Z28	0134	•	•	•	•	.035
1969-66	427 CID						
	335, 390, 400						
	425, 430, 435HP	0114	0494	•	8187	•	.035
1969-65	396 CID						
	325, 350, 360						
	375HP	0114	0494	•	8187‡	•	.035
1969	327 CID	0137	0437	8170	•	8197	.035
1968-62	327 CID						
	250HP, 275HP	0137	0437	8170	•	8197	.035
1967-57	283 CID	0137	0437	8170	•	8197	.035
1965-62	409 CID	0114	0494	•	8187‡	•	.035
1961-59	348 CID	0114	0494	•	8187‡	•	.035
1958	348 CID						
	3/4 Reach Plugs	0114	0494	•	8187‡	•	.035
	3/8 Reach Plugs	0137	0437	8170	•	8197	.035
1957-55	265 CID	0137	0437	8170	•	8197	.035

CHEVROLET TRUCK

4 CYLINDER ENGINES							
2002-96	134 CID 2.2L (4) MFI	•	0526	•	8176	P526S	.06
1995-94	134 CID 2.2L (4)	0274	0574	8171	8190	8198	.060
1993-85	151 CID 2.5L(A,E)	0274	0574	8171	8190	8198	.060
1989	98 CID 1.6L(6) Tracker	•	0496	•	8188	•	.042
1985-82	1.9L(A) S10	•	0494	•	8187	•	.045
1984-83	121 CID 2.0L(Y) S10	0274	0574	8171	8190	8198	.035
1982-73	1.8L LUV	•	0494	•	8187	•	.044
1980-73	1.8L LUV	0114	0494	•	8187	•	.035
1977-76	140 CID 2.3L Vega Sedan Del.	0274	0574	8171	8190	8198	.035
1975	140 CID 2.3L Vega Sedan Del.	0274	0574	8171	8190	8198	.060
1974-71	140 CID 2.3L Vega Sedan Del.	0274	0574	8171	8190	8198	.035
1967-63	153 CID	0114	0494	•	8187	•	.035
6 CYLINDER ENGINES							
2003-96	262 CID 4.3L (W) EFI Hi-Performance	•	0526	•	8176	•	.060
1995-94	262 CID 4.3L(W,Z)	0274	0574	8171	8190	8198	.045
1995-93	231 CID 3.8L (L)	•	0526	•	8176	•	.060
1993-85	262 CID 4.3L (B,N,W,Z)	0274	0574	8171	8190	8198	.035
1991	262 CID 4.3L(S) Turbo	0274	0574	8171	8190	8198	.035
1991-86	173 CID 2.8L(R)	0274	0574	8171	8190	8198	.045
1991-76	292 CID 4.8L(T)	•	0566	•	•	•	.035
1988-87	262 CID 4.3L(Z) El Camino	0276	0576	•	8184	8199	.035
1985-82	173 CID 2.8L(B)	0274	0574	8171	8190	8198	.045
1984	231 CID 3.8L(A)	•	0586	•	8182	8199	.060
1984-83	229 CID 3.8L(9)	0276	0576	•	8184	8199	.045
1984-81	250 CID 4.1L(D)	0276	0576	•	8184	8199	.045

MAKE YEAR	ENGINE/MODEL	U-GROOVE		BLISTER-PAK		HEADER PLUG	PLUG GAP
		STD.	RES.	STD.	RES.		
6 CYLINDER ENGINES							
1983-81	231 CID 3.8L(A) El Camino	•	0586	•	•	•	.080
1980-79	231 CID 3.8L(A)	•	0586	•	8182	8199	.060
1980-76	250 CID 4.1L LD	•	0577	•	8185	•	.035
1979-78	200 CID 3.3L El Camino	0276	0576	•	8184	8199	.045
1978-76	250 CID 4.1L HD	•	0566	•	8178	•	.035
1975	292 CID 4.8L w/o HEI	•	0566	•	8178	•	.035
1974-72	250 CID 4.1L	•	0566	•	8178	•	.035
1974-70	292 CID 4.8L	•	0566	•	8178	•	.035
1971	250 CID 4.1L	•	0577	•	8185	•	.035
1970	250 CID	•	0566	•	•	•	.035
1969-63	230 CID, 250 CID	0146	•	•	•	•	.035
1967	194 CID	0114	0494	•	8187‡	•	.035
1966-63	194 CID	0146	•	•	•	•	.035
1962	261 CID	0124	•	•	•	•	.035
8 CYLINDER ENGINES							
2002-99	4.8L, 5.3L, 6.0L, 8.1L	•	0526	•	8194	•	.060
2000-96	305 CID 5.0L (M) EFI	•	0526	•	8194	P526S	.060
2000-97	350 CID 5.7L (R,K) EFI, G10 Van Express	0274	0574	8171	8177	8198	.060
2000-96	350 CID 5.7L (R) EFI G30 Van, Express, K1500 Suburban, Tahoe	•	0526	•	8194	P526S	.060
1998-96	454 CID 7.4L (J,N) EFI	•	0526	•	8194	P526S	.060
1997-90	366 CID 6.0L (B,L,P)	0276	0576	8172	8179	8199	.045
	427 CID 7.0L(B,E,M)TBI	0274	0574	8171	8177	8198	.045
1996	350 CID 5.7L(N) TBI, EFI, G30 Van, Sport Van	0274	0574	8171	8177	8198	.035
1996	350 CID 5.7L (R) EFI Express	•	0526	•	8194	P526S	.060
1995-87	350 CID 5.7L(K,R) TBI, EFI	0274	0574	8171	8177	8198	.045
1997-87	454 CID 7.4L(N) TBI, EFI	0274	0574	8171	8177	8198	.045
1995-87	305 CID 5.0L(H,F) TBI	0274	0574	8171	8177	8198	.035
1991-81	454 CID 7.4L(W) EFI	•	0566	•	8178	•	.045
1989-87	350 CID 5.7L(A,M) exc. Fuel Inj.	•	0566	•	8178	•	.045
	366 CID 6.0L	•	0566	•	8178	•	.045
1987	454 TBI	0274	0574	8171	8177	8198	.035
1986	305 CID 5.0L(F,H)	0274	0574	8171	8177	8198	.045
	350 CID 5.7L(L)	0274	0574	8171	8177	8198	.045
1986-84	350 CID 5.7L(E,M)	•	0566	•	8178	•	.045
1986-81	454 CID 7.4L(W)	•	0566	•	8178	•	.045
1985-84	350 CID 5.7L(L)	0276	0576	8172	8179	8199	.045
1985-83	305 CID 5.0L (F,G,H)	0276	0576	8172	8179	8199	.045



U-GROOVE SPARK PLUGS

MAKE YEAR	ENGINE/MODEL	U-GROOVE		BLISTER-PAK		HEADER PLUG	PLUG GAP
		STD.	RES.	STD.	RES.		
8 CYLINDER ENGINES							
1984	350 CID 5.7L(E,M)	•	0566	•	8178	•	.045
1983-79	350 CID 5.7L LD	0276	0576	8172	8179	8199	.045
1983-78	350 CID 5.7L HD	•	0566	•	8178	•	.045
1983-77	350 CID 5.7L HD exc. CA	•	0566	•	8178	•	.035
	400 CID 6.6L exc. CA	•	0566	•	8178	•	.045
1982-79	267 CID 4.4L(J) El Camino	0276	0576	8172	8179	8199	.045
1982-76	305 CID 5.0L LD	0276	0576	8172	8179	8199	.045
1980-78	400 CID 6.6L LD	0276	0576	8172	8179	8199	.045
	400 CID 6.6L HD	•	0566	•	8178	•	.045
1980-76	454 CID 7.4L LD	0276	0576	8172	8179	8199	.045
	454 CID 7.4L HD	•	0566	•	8178	•	.045
1978	350 CID 5.7L HD, CA only	•	0566	•	8178	•	.035
	350 CID 5.7L HD, exc. CA	•	0566	•	8178	•	.045
	400 CID 6.6L Blazer, exc. CA	•	0566	•	8178	•	.045
	400 CID 6.6L Blazer, CA only	0276	0576	8172	8179	8199	.045
1978-77	305 CID 5.0L HD/ 350HD/exc.CA, 400 exc. CA	•	0566	•	8178	•	.045
1978-76	350 CID 5.7L LD	0276	0576	8172	8179	8199	.045
1977-76	305 CID 5.0L El Camino	0276	0576	8172	8179	8199	.045
	350 CID 5.7L Blazer, CA only	•	0566	•	8178	•	.045
	400 CID 6.6L Blazer	•	0566	•	8178	•	.045
	400 CID 6.6L El Camino	0276	0576	8172	8179	8199	.045
1976	350 CID 5.7L HD	•	0566	•	8178	•	.035
1975	350 CID 5.7L LD w/o HEI	•	0566	•	8178	•	.035
	400 CID 6.6L HD w/o HEI	•	0566	•	8178	•	.035
1975	454 CID 7.4L LD w/o HEI	•	0566	•	8178	•	.035
1974-72	307 CID 5.0L	•	0566	•	8178	•	.035
	350 CID 5.7L	•	0566	•	8178	•	.035
	402 CID 6.6L	•	0566	•	8178	•	.035
	454 CID 7.4L	•	0566	•	8178	•	.035
1971	307 CID 5.0L	0276	0576	8172	8179	8199	.035
1971	350 CID 5.7L 215HP	•	0566	•	8178	•	.035
	350 CID 5.7L 250HP	0276	0576	8172	8179	8199	.035
	402 CID 6.6L	0276	0576	8172	8179	8199	.035
	454 CID 7.4L	0274	0574	8171	8177	8198	.035
	El Camino	0274	0574	8171	8177	8198	.035
1970	402 CID	•	0566	•	8178	•	.035
1970-69	350 CID 40, 50 Series	0124	•	•	•	•	.035
1970-68	427 CID	0143	•	•	•	•	.035

MAKE YEAR	ENGINE/MODEL	U-GROOVE		BLISTER-PAK		HEADER PLUG	PLUG GAP
		STD.	RES.	STD.	RES.		
8 CYLINDER ENGINES							
1970-66	366 CID	0143	•	•	•	•	.035
1968	307 CID	0137	0437	8170	•	8197	.035
1968-62	327 CID 2 bbl. 348, 409 Heavy Service	0124	•	•	•	•	.035
1967-57	283 CID	0137	0437	8170	•	8197	.035
CHRYSLER							
4 CYLINDER ENGINES							
1999-97	2.4L 146 CID (X) MPI JX, JXi, LX, LXi, Cirrus 16 valve	•	0786	•	8192	•	.050
1998-96	2.0L (Y) MPI LX	•	0784	•	8191	•	.050
1993-86	153 CID 2.5L (J,K,V) EFI	0116	0496	•	8188	•	.035
1992	135 CID 2.2L(A)	0116	0496	•	8188	•	.035
1990-84	135 CID 2.2L(A,D, E) EFI, EFI Turbo	0116	0496	•	8188	•	.035
1985-82	156 CID 2.6L(D,G)	•	0496	•	8188	•	.040
1984-82	135 CID 2.2L(B,C)	0116	0496	•	8186	•	.035
6 CYLINDER ENGINES							
2001-96	3.8L 231 CID (L) SFI LX, LXI, SX	•	0496	•	8181	•	.050
2000-96	2.5L (H,N) SFI JX, JXi	•	0786	•	8192‡	•	.044
1997-95	215 CID 3.5L (F) MPI LX, LXI	•	0736	•	8193‡	•	.035
1994-93	215 CID 3.5L (F)	•	0736	•	8193‡	•	.050
1998-96	3.3L (R) MPI	0116	0496	•	8181	•	.050
1996	3.3L (T) MPI	0117	•	•	•	•	.050
1995-94	201 CID 3.3L (U)	•	0496	•	8181	•	.050
1995-88	181 CID 3.0L (3)	•	0496	•	8181	•	.044
1992-90	200 CID 3.3L	0117	•	•	•	•	.050
1983-78	225 CID 3.7L (C,D,E,F,H)	•	0577	•	8185	•	.035
8 CYLINDER ENGINES							
1990-76	318 CID 5.2L (P,M,K,N,L,G,H,J)	0116	0496	•	8181	•	.035
1980-74	360 CID 5.9L (L,K,J)	0116	0496	•	8181	•	.035
1978-76	440 CID 7.2L(T) exc. HO	0137	0437	8170	•	8197	.035
1978-72	400 CID 6.6L (P,M,N,U)	0137	0437	8170	•	8197	.035
1975	440 CID 7.2L(U) Police	0274	0574	8171	8177	8198	.035
1972-71	360 CID 5.9L(K)	0116	0496	•	8181	•	.035
1971-68	383 CID 6.3L (H,N) 4bbl.	0137	0437	8170	•	8197	.035
1971-66	440 CID 7.2L exc. H.P.	0137	0437	8170	•	8197	.035
1971-61	383 CID 6.3L 2 bbl.	0137	0437	8170	•	8197	.035
1965-59	413 CID	0137	0437	8170	•	8197	.035
1964-60	361 CID	0137	0437	8170	•	8197	.035
1958-57	Windsor, Saratoga	0137	0437	8170	•	8197	.035
1958-56	New Yorker	0116	0496	•	8181	•	.035
1958-55	300, 300B, 300C, 300D	0116	0496	•	8181	•	.035

‡ Multiple display packs are required for this application.

U-GROOVE SPARK PLUGS



MAKE YEAR	ENGINE/MODEL	U-GROOVE		BLISTER-PAK		HEADER PLUG	PLUG GAP
		STD.	RES.	STD.	RES.		
DAIHATSU							
3 CYLINDER ENGINES							
1992-90	1.0L.....	•	0496	•	8188	•	.044
1989-88	1.0L.....	•	0494	•	8187	•	.044
4 CYLINDER ENGINES							
1992-90	1.3L (HC).....	•	0784	•	8191	•	.044
DAIHATSU TRUCKS							
4 CYLINDER ENGINES							
1992-90	Rocky 1.6L.....	•	0784	•	8191	•	.044
DETOMASO							
8 CYLINDER ENGINES							
1974-72	351C CID 5.8L Pantera.....	0276	0576	8171	8179	8199	.035
1971-70	302W CID 5.0L Mangusta.....	0378	•	•	8173	•	.035
DODGE							
4 CYLINDER ENGINES							
2000-96	2.4L (X) MPI 16 Valve Stratus, ES.....	•	0786	•	8192	•	.050
	122 CID 2.0L (C,V) MPI ES SOHC.....	•	0784	•	8191	•	.050
2000-94	122 CID 2.0L (C,V) Stratus.....	•	0786	•	8192	•	.035
2000-97	2.0L (C) SOHC Neon, Highline, Sport.....	•	0784	•	8191	•	.035
1999-96	2.0L DOHC Neon.....	•	0784	•	8191	•	.035
1996-92	91 CID 1.5L (A)(V).....	0116	0496	•	8188	•	.044
1995-92	1.8L (C,P,D).....	•	0786	•	8192	•	.044
1995-86	153 CID 2.5L (K,V) EFI.....	0116	0496	•	8188	•	.035
1994-92	135 CID 2.2L (D,A).....	0116	0496	•	8188	•	.035
1991-88	91 CID 1.5L(A,K,X).....	0114	0494	•	8187	•	.044
1991-84	122 CID 2.0L(D,V).....	0114	0494	•	8187	•	.044
1988-83	135 CID 2.2L (8,B,C,D,E) EFI.....	0116	0496	•	8188	•	.035
1986-83	98 CID 1.6L (w/Peugeot Eng.).....	0116	0496	•	8188	•	.035
1986-81	156 CID 2.6L (D,G) exc. Turbo.....	•	0496	•	8188	•	.040
1983-78	105 CID 1.7L (A,B).....	0116	0496	•	8188	•	.035
1998-97	2.5L (H) SFI ES.....	•	0786	•	8192	•	.050
6 CYLINDER ENGINES							
1997-96	3.5L 215 CID (F) MPI ES Intrepid.....	•	0736	•	8193‡	•	.035
	3.3L 201 CID (T) MPI Intrepid.....	0117	•	•	•	•	.050
1997-93	215 CID 3.5L (F)MPI.....	•	0736	•	8193‡	•	.050
1997-94	200 CID 3.3L (U).....	0116	0496	•	8181	•	.050
1996-95	2.5L (H) SFI Stratus, ES.....	•	0786	•	8192	•	.044
1996-91	181CID 3.0L (B,C, J,K) Stealth SOHC.....	•	0784	•	8191	•	.044
1996-89	181 CID 3.0L MPI (3,H, J, S) R/T, Stealth,Turbo.....	0116	0496	•	8181	•	.044
1995-90	200 CID 3.3L (R,T).....	0116	0496	•	8181	•	.050

MAKE YEAR	ENGINE/MODEL	U-GROOVE		BLISTER-PAK		HEADER PLUG	PLUG GAP
		STD.	RES.	STD.	RES.		
6 CYLINDER ENGINES							
1983-75	225 CID 3.7L (H,F,E,D,C).....	•	0577	•	8185	•	.035
1974-70	198 CID 3.7L (B,C,E).....	0117	•	•	•	•	.035
	225 CID 3.7L (B,C,E).....	0117	•	•	•	•	.035
1969-61	170 CID (A).....	0117	•	•	•	•	.035
8 CYLINDER ENGINES							
1990-77	318 CID 5.2L (S,R,P,M,N, L,K,H,G).....	0116	0496	•	8181	•	.035
1980-71	360 CID 5.9L (L,K,J).....	0116	0496	•	8181	•	.035
1978-72	400 CID 6.6L (N,M,P).....	0137	0437	8170	•	8197	.035
1978-66	440 CID 7.2L (T,U).....	0137	0437	8170	•	8197	.035
1976-68	318 CID 5.2L(F,G).....	0117	•	•	•	•	.035
1975	440CID 7.2L(U) Police.....	0274	0574	8171	8177	8198	.035
1973	340 CID 5.6L(H).....	0116	0496	•	8181	•	.035
1972-68	340 CID 5.6L(H).....	0114	0494	•	8187‡	•	.035
1971-66	426 CID 7.0L (R,J) 4 bbl.....	0114	0494	•	8187‡	•	.035
1971-60	383 CID 6.3L.....	0137	0437	8170	•	8197	.035
1969-64	273 CID (D) 2 bbl.....	0116	0496	•	8181	•	.035
1967	318 CID (F) 3/4 Reach.....	0116	0496	•	8181	•	.035
	3/8 Reach.....	0137	0437	8170	•	8197	.035
1967-64	273 CID HO 4 bbl.....	0114	0494	•	8187‡	•	.035
1966-60	318, 361 CID.....	0137	0437	8170	•	8197	.035
1965-63	413 CID (exc. HO).....	0137	0437	8170	•	8197	.035
	426 CID 4 bbl.....	0137	0437	8170	•	8197	.035
1959	All.....	0137	0437	8170	•	8197	.035
1958-57	All with 3/4 Reach.....	0116	0496	•	8181	•	.035
	All with 3/8 Reach.....	0137	0437	8170	•	8197	.035
1956	D500.....	0137	0437	8170	•	8197	.035
1956-55	All exc. D500.....	0138	•	•	•	•	.035
10 CYLINDER ENGINES							
2002-98	Viper 8.0L.....	•	0736	•	8193‡	•	.035
1997-96	Viper 8.0L GTS.....	•	0736	•	8193‡	•	.035
1995	Viper 8.0L.....	•	0736	•	8193‡	•	.044
1994-92	Viper 8.0L.....	•	0736	•	8193‡	•	.035
DODGE IMPORTS							
4 CYLINDER ENGINES							
1995-92	1.5 Colt.....	0116	0496	•	8188	•	.044
1995-92	1.8 Colt.....	•	0786	•	8192	•	.044
1995-86	151 CID 2.5L.....	0116	0496	•	8188	•	.035
1991-85	1.5L Colt.....	0114	0494	•	8187	•	.044
1987-84	1.6L Colt Turbo.....	0113	•	•	•	•	.040
	2.0L Vista.....	0114	0494	•	8187	•	.040
	2.6L Conquest.....	•	•	•	•	•	•
	Turbo.....	0114	0494	•	8187	•	.040
1984-82	1.4L, 1.6L Colt.....	0114	0494	•	8187	•	.040
1983-78	2.6L Challenger.....	0116	0496	•	8188	•	.040
1981-79	1.4L Colt.....	0114	0494	•	8187	•	.040
1981-78	1.6L Colt.....	0114	0494	•	8187	•	.040
	2.6L Colt.....	0116	0496	•	8188	•	.040



U-GROOVE SPARK PLUGS

MAKE YEAR	ENGINE/MODEL	U-GROOVE		BLISTER-PAK		HEADER PLUG	PLUG GAP
		STD.	RES.	STD.	RES.		
4 CYLINDER ENGINES							
1979-78	1.6L Challenger	0114	0494	•	8187	•	.040
1977-76	1.6L, 2.0L Colt	0114	0494	•	8187	•	.032
1975	1.6, 2.0L Colt Twin Carb.	0114	0494	•	8187	•	.032
	1.6, 2.0L Colt	0116	0496	•	8188	•	.032
1974	1.6, 2.0L Colt	0114	0494	•	8187	•	.032
1973-71	1.6L Colt	0114	0494	•	8187	•	.032

DODGE TRUCK

MAKE YEAR	ENGINE/MODEL	U-GROOVE		BLISTER-PAK		HEADER PLUG	PLUG GAP
		STD.	RES.	STD.	RES.		
4 CYLINDER ENGINES							
2002-96	150 CID 2.5L	•	0736	•	8193	•	.035
2000-97	2.4L (B) MPI 16 valve SE Grand Caravan, SE	•	0786	•	8192	•	.050
	153 CID 2.5L(K) W/EFI	0116	0496	•	8188	•	.040
1993-90	145 CID 2.4L Ram 50	0116	0496	•	8188	•	.044
1990-88	156 CID 2.6L(E)	0114	0494	•	8187	•	.035
1988-82	135 CID 2.2L(B,C)	0116	0496	•	8188	•	.035
1988-79	122 CID 2.2L (5,D,U)	0114	0494	•	8187	•	.040
	2.0L Ram 50 Pickup	0114	0494	•	8187	•	.040
1987-79	2.6L Mini Ram Van Caravan, Ram 50	0116	0496	•	8188	•	.040
	156 CID 2.6L (7,E,G,W)	0116	0496	•	8188	•	.040
1981-79	2.6L D50 Pickup	0116	0496	•	8188	•	.040

MAKE YEAR	ENGINE/MODEL	U-GROOVE		BLISTER-PAK		HEADER PLUG	PLUG GAP		
		STD.	RES.	STD.	RES.				
6 CYLINDER ENGINES									
2002-96	3.9L 239 CID (X) MPI Dakota, Durango	•	0786	•	8192‡	•	.040		
	3.8L 231 CID (L) SFI Grand Caravan ES, LE	0116	0496	•	8181	•	.050		
2001-96	3.3L 201 CID (R) MPI Caravan, Grand Caravan, Sport ES LE SE	0116	0496	•	8181	•	.050		
	238 CID 3.9L (X) MPI	•	0786	•	8192‡	•	.040		
1997	238 CID 3.9L (X) MPI	•	0786	•	8192‡	•	.044		
1996	238 CID 3.9L (X) MPI	•	0786	•	8192‡	•	.044		
	238 CID 3.9L (X) MPI Sportsman	•	0786	•	8192‡	•	.035		
1996-90	200 CID 3.3L Grand Caravan, Caravan	0116	0496	•	8181	•	.050		
1996-89	183 CID 3.0L (3) Grand Caravan, Caravan, Raider, SE	0116	0496	•	8181	•	.044		
	238 CID 3.9L (X)	•	0786	•	8192‡	•	.035		
1991-87	238 CID 3.9L (M)	0116	0496	•	8181	•	.035		
1988-87	183 CID 3.0L MPI	0116	0496	•	8181	•	.040		
1987-82	225 CID 3.7L(E,H)	•	0577	•	8185	•	.035		
1981-78	225 CID 3.7L (B,E,N) HD	0274	0574	•	8171	•	8190	.8198	.035
	225-1 CID 3.7L (B,E,N) LD	•	0577	•	8185	•	.035		
1977	225 CID 3.7L HD	0274	0574	•	8171	•	8190	.8198	.035
	225-1 CID 3.7L LD	0276	0576	•	8184	•	8199	.035	

MAKE YEAR	ENGINE/MODEL	U-GROOVE		BLISTER-PAK		HEADER PLUG	PLUG GAP		
		STD.	RES.	STD.	RES.				
6 CYLINDER ENGINES									
1976	225-1 CID 3.7L(B) CA	0274	0574	•	8171	•	8190	.8198	.035
	225-1 CID 3.7L(B) LD	0276	0576	•	8184	•	8199	.035	
1975	225-1 CID 3.7L(B)	0274	0574	•	8171	•	8190	.8198	.035
1974-67	225-1 CID 3.7L (B,C)	0116	0496	•	8188	•	.035		
	225-2 CID 3.7L HD	0146	•	•	•	•	.035		
1971-70	198 CID 3.2L	0116	0496	•	8181	•	.035		
1969-68	170 CID	0116	0496	•	8181	•	.035		
1966-61	225-2 CID OHV	0146	•	•	•	•	.035		

MAKE YEAR	ENGINE/MODEL	U-GROOVE		BLISTER-PAK		HEADER PLUG	PLUG GAP		
		STD.	RES.	STD.	RES.				
8 CYLINDER ENGINES									
2002	4.7L	•	0786	•	8192‡	•	.040		
2002-98	360 CID 5.9L (5, Z) MPI (HD Emissions Dakota, Durango)	•	0786	•	8192‡	•	.040		
	360 CID 5.9L (5, Z) MPI HD Emissions, LD Emissions 3500, 2500	•	0786	•	8192‡	•	.035		
2001-98	318 CID 5.2L (T,Y) MPI Dakota, Durango	•	0786	•	8192‡	•	.035		
	318 CID 5.2L (T,Y) MPI	•	0786	•	8192‡	•	.040		
2001-96	360 CID 5.9L (Z) MPI	•	0786	•	8192‡	•	.035		
	318 CID 5.2L (T,Y)	•	0786	•	8192‡	•	.035		
1992-71	360 CID 5.9L (F,K,S,T,W,Z)	0116	0496	•	8181	•	.035		
	318 CID 5.2L (E,G,P,R,S,T,U,Y)	0116	0496	•	8181	•	.035		
1980	446 CID 7.3L	•	0516	•	•	•	.030		
1979-77	440 CID 7.2L(D)	0137	0437	•	8170	•	8197	.035	
1978-77	440-3 CID 7.2L HD	0274	0574	•	8171	•	8177	.8198	.035
1977-67	400 CID 6.6L(J)	0137	0437	•	8170	•	8197	.035	
1976-73	361-4 CID 5.9L HD	0146	•	•	•	•	.035		
1976-73	440 CID 7.2L HD	0274	0574	•	8171	•	8177	.8198	.035
	440 CID 7.2L(D)	0137	0437	•	8170	•	8197	.035	
1977-72	413 CID 6.8L HD	0146	•	•	•	•	.035		
1976-71	360 CID 5.9L(F,T)	0116	0496	•	8181	•	.035		
1976-71	400 CID 6.6L(J)	0137	0437	•	8170	•	8197	.035	
1971-70	413 CID 6.8L	0146	•	•	•	•	.035		
1971-67	383 CID 6.3L	0137	0437	•	8170	•	8197	.035	
1967-60	318 CID (F) 3/8 Reach	0137	0437	•	8170	•	8197	.035	
	318 CID (F) 3/8 Reach	0124	•	•	•	•	.035		
1959-57	318 CID (F) 3/4 Reach	0146	•	•	•	•	.035		

MAKE YEAR	ENGINE/MODEL	U-GROOVE		BLISTER-PAK		HEADER PLUG	PLUG GAP
		STD.	RES.	STD.	RES.		
10 CYLINDER ENGINES							
2002-94	8.0L (W) EFI MPI	•	0784	•	8191‡	•	.045

EAGLE

MAKE YEAR	ENGINE/MODEL	U-GROOVE		BLISTER-PAK		HEADER PLUG	PLUG GAP
		STD.	RES.	STD.	RES.		
4 CYLINDER ENGINES							
1998-96	2.0L (Y) MPI ESI	•	0786	•	8192	•	.050
1997-95	2.0L (E) Turbo, TSI	0114	0494	•	8187	•	.035

‡ Multiple display packs are required for this application.

U-GROOVE SPARK PLUGS



MAKE YEAR	ENGINE/MODEL	U-GROOVE		BLISTER-PAK		HEADER PLUG	PLUG GAP
		STD.	RES.	STD.	RES.		
4 CYLINDER ENGINES							
1996-92	1.5L (A) MPI Summit						
	DL, EX, ESL	•	0496	•	8188	•	.044
	1.8L (C) MPI DL, ES Except Wagon	•	0786	•	8192	•	.044
1996	2.4L (G) MPI Summit, DL, LX	•	0784	•	8191	•	.044
1996-89	2.0L MPI (E, R, U, V, Y)	•	0114	•	0494	•	8187
1995-94	1.8L Summit	•	0416	•	8189	•	.044
1995-94	2.4L (G)	•	0786	•	8192	•	.044
1993-92	1.8L (P, D)	•	0786	•	8192	•	.044
1993-92	2.4L (G,W)	•	0114	•	0494	•	8187
1990-88	2.2L (F)	•	0514	•		•	.035
EAGLE							
6 CYLINDER ENGINES							
1997-96	Vision 3.3L (T)	•	0117	•		•	.050
1997-93	Vision 3.5L (F) 24V	•	0736	•	8193‡	•	.035
1995-93	Vision 3.3L (T)	•	0116	•	0496	•	8181
1995-94	2.4L 146 CID Summit(G)	•	0784	•	8191‡	•	.044
1992-88	3.0L (U)	•	0514	•		•	.035
FERRARI							
8 CYLINDER ENGINES							
1985-81	3.0L 308GTBi, 308GTSi, Mondial	•	0113	•		•	.025
Thru '80	275GTB, GTB-4	•	0112	•		•	.020
	275GTC, GTS	•	0112	•		•	.020
	330GT	•	0112	•		•	.020
	365GT, GTB-4	•	0112	•		•	.020
	365GTC, GTS	•	0112	•		•	.020
	500SF	•	0112	•		•	.020
	275GTS, GTB	•	0112	•		•	.020
	Dino 246	•	0112	•		•	.020
	Dino 308 GTB, GT4, GTS	•	0113	•		•	.025
	America 4.1L	•	0142	•		•	.020
	212 INT	•	0142	•		•	.020
	AMO 340	•	0142	•		•	.020
	Norman 166	•	0142	•		•	.020
	275 Spider	•	0142	•		•	.020
	Farina, Berlinetta	•	0142	•		•	.020
FIAT							
4 CYLINDER ENGINES							
1983-79	1.5L X1/9, Strada	•	0114	•	0494	•	8187
	2.0L 2000 Spider, Brava, Sport	•	0114	•	0494	•	8187
1979-76	1.3L X1/9, 128	•	0114	•	0494	•	8187
1978-74	1.8L 131, 124 Spider, Sport	•	0114	•	0494	•	8187
1974-67	1.6L, 1.4L, 1.2L 124 Sedan,						
	Sta. Wgn.	•	0114	•	0494	•	8187
1973-71	1.1L 128	•	0114	•	0494	•	8187
	1.6L 124 Spider, Sport	•	0113	•		•	.025

MAKE YEAR	ENGINE/MODEL	U-GROOVE		BLISTER-PAK		HEADER PLUG	PLUG GAP
		STD.	RES.	STD.	RES.		
1971-67	0.85L 850	•	0113	•		•	.025
1969-68	1.4L 124 Spider, Sport	•	0113	•		•	.025
1967-65	1.5L 1500	•	0113	•		•	.025
FORD							
4 CYLINDER ENGINES							
1997-93	121 CID 2.0L (A) SE Probe	•	0416	•	8189	•	.044
1997-88	80 CID 1.3L (H,K)MPI	•	0116	•	0496	•	8188
1996	1.8L (8) MPI	•	0786	•	8192	•	.054
1996-91	110 CID 1.8L (8)	•	0416	•	8189	•	.044
1995-91	116 CID 1.9L(J)	•	0514	•		•	.054
1994-88	140 CID 2.3L(S,X)	•	0526	•	8176	•	P526S
1993-92	140 CID 2.3L (M) Mustang - 2 plugs per Cylinder	•	0514	•		•	.044
1990	98 CID 1.6L(S) w/EFI	•	0116	•	0496	•	8188
1990-87	116 CID 1.9L(9,J)	•	0514	•		•	.044
1990-85	140 CID 2.3L(A)	•	0516	•		•	.044
1990-87	98,1.6L (S) W/EFI	•	0496	•	8188	•	
1988	140 CID 2.3L(T)	•	0514	•		•	.044
	2 bbl. HSC	•	0516	•		•	.044
1988-86	153 CID 2.5L HSC CFI	•	0514	•		•	.044
1988-79	140 CID 2.3L(W) Turbo	•	0514	•		•	.034
1987-86	140 CID 2.3L(S,Y)	•	0514	•		•	.044
1987-85	140 CID 2.3L(X)	•	0516	•		•	.044
1985-84	98 CID 1.6L EFI Turbo	•	0514	•		•	.044
1985-83	98 CID 1.6L exc. Turbo	•	0514	•		•	.044
	140 CID 2.3L exc. Tempo & Turbo	•	0516	•		•	.044
1984	140 CID 2.3L Tempo	•	0516	•		•	.044
1982	98 CID 1.6L EXP before 9/4/81	•	0416	•	8189	•	.044
	98 CID 1.6L EXP from 9/4/81	•	0514	•		•	.044
	98 CID 1.6L exc. EXP	•	0514	•		•	.044
1982-79	140 CID 2.3L exc. Turbo	•	0516	•		•	.034
1981	98 CID 1.6L	•	0416	•	8189	•	.044
1980	98 CID 1.6L	•	0514	•		•	.034
1978-75	140 CID 2.3L exc. CA	•	0516	•		•	.034
1975-74	140 CID 2.3L CA	•	0516	•		•	.044
1974-71	122 CID 2.0L	•	0378	•		•	.035
1973-71	98 CID 1.6L	•	0114	•	0494	•	8187
6 CYLINDER ENGINES							
2002-96	152 CID 2.5L (L) MPI Contour GL, LX, SE, SPORT	•	0526	•	8176	•	.054
2002-89	232 CID 3.8L(3,4,1)	•	0526	•		•	P526S



U-GROOVE SPARK PLUGS

MAKE YEAR	ENGINE/MODEL	U-GROOVE		BLISTER-PAK		HEADER PLUG	PLUG GAP
		STD.	RES.	STD.	RES.		
6 CYLINDER ENGINES							
1999-96	183 CID 3.0L (S,U) MPI (DOHC) (OHV) G LX	•	0526	•	8176	•	.054
	183 CID 3.0L (U) EFI(Flex)GL	•	0514	•	•	•	.044
1997-96	152 CID 2.5L (B) MPI	•	0784	•	8191‡	•	.044
1997-89	232 CID 3.8L(C,R) Supercharged	•	0514	•	•	•	.054
1995-93	SHO 3.2L (P)	•	0786	•	8192‡	•	.044
1995-92	SHO 3.0L (Y)	•	0786	•	8192‡	•	.044
1991-89	SHO 3.0L (Y)	•	0786	•	8192‡	•	.044
1988-85	232 CID 3.8L	•	0514	•	•	•	.054
1986	183 CID 3.0L EFI	•	0514	•	•	•	.044
1984	232 CID 3.8L	•	0514	•	•	•	.044
1983-82	232 CID 3.8L	•	0416	•	8189‡	0416S	.044
1980-77	200 3.3L, 250 4.1L	0378	•	•	•	•	.050
1979-77	171 CID 2.8L	•	0516	•	•	•	.034
1976-75	200 3.3L, 250 4.1L	0378	•	•	•	•	.044
1976-74	171 CID 2.8L	0116	0496	•	8181	•	.034
1974-71	200 3.3L, 250 4.1L	0378	•	•	•	•	.035
1972-71	170 CID 2.8L	0378	•	•	•	•	.035
1972-66	240 CID 3.9L	0378	•	•	•	•	.035
1970-65	250 CID	0378	•	•	•	•	.035
1970-60	170 CID, 200 CID	0378	•	•	•	•	.035
1964-60	144 CID	0378	•	•	•	•	.035
8 CYLINDER ENGINES							
2003-97	281 CID 4.6L MPI (V,X,W) (DOHC) (SOHC) Mustang Cobra, GT	•	0526	•	8194	•	.054
2003-97	281 CID 4.6L (9) Police Interceptor, LX, Natural Gas	•	0526	•	8194	•	.044
2003-96	281 CID 4.6L MPI SOHC (9, S, W) S, Police Interceptor, Romeo, Windsor	•	0526	•	8194	•	.054
1999-96	3.4L DOHC Taurus SHO	•	0526	•	8194	•	.054
1996-85	351 CID 5.8L	0276	0576	8172	8179	8199	.044
	351 CID 5.8L H.O.(H)	0274	0574	8171	8177	8198	.044
1996-87	302 CID 5.0L(E,N) w/EFI,MPI	•	0586	•	8180	8199	.054
1995-94	302 CID 5.0L H.O. (D) Mustang Cobra	•	0526	•	8194	•	.054
1995-92	4.6L (V,W)	•	0526	•	8194	•	.054
1995-91	302 CID 5.0L (T) H.O. Thunderbird	0276	0576	8172	8179	8199	.054
1993	302 CID 5.0L (G)	•	0524	•	•	•	.054
1991-87	302 CID 5.0L(F)	•	0526	•	8194	•	.050
	351 CID 5.8(G)	0276	0576	8172	8179	8199	.044
1986	351 CID 5.8L H.O.	0276	0576	8172	8179	8199	.044
1986	302 CID 5.0L	•	0514	•	•	•	.050
1985-84	302 CID 5.0L HO 4 bbl.	0276	0576	8172	8179	8199	.044
1985-84	302 CID 5.0L CFI	•	0586	•	8180	8199	.050
1984-83	351W CID 5.8L	0276	0576	8172	8179	8199	.044
	302 CID 5.0L Mustang	0276	0576	8172	8179	8199	.044

MAKE YEAR	ENGINE/MODEL	U-GROOVE		BLISTER-PAK		HEADER PLUG	PLUG GAP
		STD.	RES.	STD.	RES.		
8 CYLINDER ENGINES							
1984-83	302 CID 5.0L exc. Mustang	•	0586	•	8180	•	.050
1982	351W CID 5.8L HO	0274	0574	8171	8177	8198	.044
1982-80	302 CID 5.0L	•	0586	•	8180	8199	.050
	255 CID 4.2L	•	0586	•	8180	8199	.050
1981-79	351W CID 5.8L	•	0586	•	8180	8199	.050
1979	302 CID 5.0L exc. Granada, Mustang, Fairmont from 2/1/79 & CA	•	0586	•	8180	8199	.050
	302 CID 5.0L Granada, Mustang, Fairmont from 2/1/79 & CA	•	0586	•	8180	8199	.060
	351 CID 5.8L	•	0586	•	8180	8199	.050
1979-77	302 CID 5.0L CA	•	0586	•	8180	8199	.060
	302 CID 5.0L exc. CA	•	0586	•	8180	8199	.050
	351M CID 5.8L CA	•	0586	•	8180	8199	.060
	351M CID 5.8L exc. CA	•	0586	•	8180	8199	.050
	400 CID 6.6L CA	•	0586	•	8180	8199	.060
	400 CID 6.6L exc. CA	•	0586	•	8180	8199	.050
	460 CID 7.5L exc. CA	•	0586	•	8180	8199	.050
1976	351M CID 5.8L	•	0576	8172	8179	8199	.044
	351W CID 5.8L Torino Early '76	0276	0576	8172	8179	8199	.044
	351W CID 5.8L Torino Late '76	•	0586	•	8180	8199	.054
	460 CID 7.5L	0276	0576	8172	8179	8199	.044
1976-75	302 CID 5.0L	0276	0576	8172	8179	8199	.044
	400 CID 6.6L	0276	0576	8172	8179	8199	.044
1975	351 CID 5.8L	0276	0576	8172	8179	8199	.044
	460 CID 7.5L	0276	0576	8172	8179	8199	.044
1974	302 CID 5.0L exc. Torino Wagon	0378	•	8173	•	•	.035
	351C CID 5.8L 2 bbl. exc. CA	0276	0576	8172	8179	8199	.044
	351C CID 5.8L 4 bbl.	0276	0576	8172	8179	8199	.035
	351C CID 5.8L 2 bbl. CA	•	0586	•	8180	8199	.054
	351W CID 5.8L exc. CA	0378	•	8173	•	•	.035
	351W CID 5.8L 2 bbl. CA	0378	•	8173	•	•	.044
1974	400 CID 6.6L	0276	0576	8172	8179	8199	.044
	460 CID 7.5L CA	0276	0576	8172	8179	8199	.044
	460 CID 7.5L exc. CA	•	0586	•	8180	8199	.054
1973-72	302 CID 5.0L 18mm head	0378	•	8173	•	•	.035
	302 CID 5.0L 14mm head	0276	0576	8172	8179	8199	.035
	351W CID 5.8L 18mm head	0378	•	8173	•	•	.035

‡ Multiple display packs are required for this application.

U-GROOVE SPARK PLUGS



MAKE YEAR	ENGINE/MODEL	U-GROOVE		BLISTER-PAK		HEADER PLUG	PLUG GAP
		STD.	RES.	STD.	RES.		
8 CYLINDER ENGINES							
1973-71	429 CID 7.0L 18mm head.....	0378	•	8173	•	•	.035
	429 CID 7.0L 14mm head.....	0276	0576	8172	8179	8199	.035
	460 CID 7.5L 14mm head.....	0276	0576	8172	8179	8199	.035
	351C CID 5.8L.....	0276	0576	8172	8179	8199	.035
	400 CID 6.6L.....	0276	0576	8172	8179	8199	.035
	460 CID 7.5L 18mm head.....	0378	•	8173	•	•	.035
	302 CID 5.0L 4 bbl.....	0274	0574	8171	8177	8198	.035
	302 CID 5.0L 2 bbl.....	0378	•	8173	•	•	.035
	390 CID 6.4L.....	0378	•	8173	•	•	.035
	429 CID 7.0L 4 bbl.....	0274	0574	8171	8177	8198	.035
1970	429 CID 7.0L 2 bbl.....	0378	•	8173	•	•	.035
	302 CID 4 bbl.....	0274	0574	8171	8177	8198	.035
	302 CID 2 bbl.....	0378	•	8173	•	•	.035
	351C CID.....	0276	0576	8171	8179	8199	.035
	351W CID.....	0378	•	8173	•	•	.035
	390 CID.....	0378	•	8173	•	•	.035
	427 CID Police.....	0375	0675	•	•	•	.035
	428 CID Police.....	0375	0675	•	•	•	.035
	429 CID Cobra Jet.....	0274	0574	8171	8177	8198	.035
	429 CID exc. Cobra Jet.....	0378	•	8173	•	•	.035
1969	351 CID 5.8L.....	0378	•	8173	•	•	.035
	351 CID 5.8L.....	0375	0675	•	•	•	.035
1969-68	302 CID.....	0378	•	8173	•	•	.035
	428 CID exc. Police.....	0378	•	8173	•	•	.035
1969-66	428 CID Police.....	0375	0675	•	•	•	.035
	429 CID.....	0378	•	8173	•	•	.035
1967-66	390 CID exc. GT.....	0378	•	8173	•	•	.035
	390 CID GT.....	0375	0675	•	•	•	.035
1967-65	428 CID.....	0378	•	8173	•	•	.035
	289 CID exc. Hi-Perf.....	0378	•	8173	•	•	.035
1965-63	289 CID Hi-Perf.....	0375	0675	•	•	•	.035
	260 CID.....	0378	•	8173	•	•	.035
1965-60	427 CID.....	0375	0675	•	•	•	.035
	352, 390 CID exc. Hi-Perf.....	0378	•	8173	•	•	.035
1964-60	289 CID.....	0378	•	8173	•	•	.035
1962-61	406 CID.....	0375	0675	•	•	•	.035
1961-59	292 CID.....	0378	•	8173	•	•	.035
1959	332, 352, 390 CID.....	0378	•	8173	•	•	.035
1958-55	All 8 Cyl.....	0378	•	8173	•	•	.035
FORD TRUCK							
4 CYLINDER ENGINES							
2002-98	2.5L (C) Ranger.....	•	0526	•	•	•	.044
1997-96	2.3L (A) Ranger.....	•	0526	•	•	•	.044
1992-91	140 CID 2.3L(A).....	•	0514	•	•	•	.044
1990-89	140 CID 2.3L(A).....	•	0516	•	•	•	.044
1988-84	122 CID 2.0L.....	•	0516	•	•	•	.044
	140 CID 2.3L EFI.....	•	0516	•	•	•	.044

MAKE YEAR	ENGINE/MODEL	U-GROOVE		BLISTER-PAK		HEADER PLUG	PLUG GAP
		STD.	RES.	STD.	RES.		
4 CYLINDER ENGINES							
1983	122 CID 2.0L 2bbl.....	•	0516	•	•	•	.034
1982	121 CID 2.0L Courier.....	•	0516	•	•	•	.044
	1982-79	140 CID 2.3L Courier.....	•	0516	•	•	.044
1981-79	121 CID 2.0L Courier.....	0116	0496	•	8188	•	.032
	1978-77	140 CID 2.3L Courier.....	•	0516	•	•	.034
1978-72	110 CID 1.8L Courier.....	0114	0494	•	8187	•	.032
	6 CYLINDER ENGINES						
2002-97	244 CID 4.0L (E) SOHC Explorer.....	•	0526	•	8176	•	.050
	2002-97	256 CID, 4.2L (2) SPI, MPI E-150, E-250 Econoline, Super.....	•	0526	•	8176	P526S
2002-90		244 CID 4.0L (X) MPI (OHV).....	•	0526	•	8176	P526S
	2002-96	183 CID 3.0L(U) MPI.....	•	0526	•	•	P526S .044
1996-86	300 CID 4.9L(Y,Z) EFI, MPI, LPG Super, Super Wagon, HD Club Wagon.....	0375	0675	•	•	•	.044
	1995-86	183 CID 3.0L(U).....	•	0514	•	•	•
1992-86		176 CID 2.9L(T).....	•	0516	•	•	.044
1985-80	300 CID 4.9L.....	0375	0675	•	•	•	.044
1985-83	171 CID 2.8L.....	•	0516	•	•	•	.044
1983	232 CID 3.8L.....	•	0516	•	•	•	.044
1982	232 CID 3.8L.....	•	0416	•	•	0416S	.044
1979	300 CID 4.9L E,F-100/350 Bronco.....	0378	•	•	•	•	.044
	1978	300 CID 4.9L E,F-150/350 CA.....	0378	•	•	•	•
1977		300 CID 4.9L E,F-100.....	0378	•	•	•	•
	1976-75	300 CID 4.9L E,F-150/350 P-350/500.....	0378	•	8173	•	•
1974		300 CID 4.9L E,F-100/350 P-350.....	0378	•	8173	•	•
	1974	240 CID 3.9L.....	0378	•	8173	•	•
1973-65		300 CID 4.9L LD CA.....	0378	•	8173	•	•
	1973-65	300 CID 4.9L LD exc. CA.....	0378	•	8173	•	•
1973-65		240 CID 3.9L LD.....	0378	•	8173	•	•
	1969-65	300 CID 4.9L LD.....	0378	•	8173	•	•
1969-65		170 CID Normal Service.....	0378	•	8173	•	•
	1964-63	144 CID Normal Service.....	0378	•	8173	•	•
1964-62		232 CID w/Economy Cab.....	0378	•	8173	•	•



U-GROOVE SPARK PLUGS

MAKE YEAR	ENGINE/MODEL	U-GROOVE		BLISTER-PAK		HEADER PLUG	PLUG GAP
		STD.	RES.	STD.	RES.		
8 CYLINDER ENGINES							
2002-97	329 CID 5.4L (L) MPI Econoline, Club Wagon, Expedition	•	0526	•	8194	•	.054
2002-97	329 CID 5.4L (L,M) MPI Econoline, Wagon, HD Club Wagon, Super Wagon, Natural Gas	•	0526	•	8194	•	.044
2002-97	281 CID 4.6L (6, W) MPI (Windsor, Romeo) Econoline, Club Wagon, Super, Expedition, F150	•	0526	•	8194	•	.044
2002-96	281 CID 4.6L (9) MPI LPG	•	0526	•	8194	•	.044
2001-96	302 CID 5.0L (P) MPI Explorer, F250	•	0526	•	8194	P5265	.054
1997-96	460CID 7.5L (G) MPI Super	0276	0576	8172	8179	8199	.044
1997-88	302 CID 5.0L(N) EFI, MPI	0276	0576	8172	8179	8199	.044
	351 CID 5.8L(H,R) MPI High Perf.	0274	0574	8171	8177	8198	.044
	460 CID 7.5L(G)MPI 4bbl. & EFI	0276	0576	8172	8179	8199	.044
1996	300 CID 4.9L (Y) MPI	0375	0675	•	•	•	.044
	302 CID 5.0L (N) MPI Club Wagon	0276	0576	8172	8179	8199	.054
1995-92	351 CID 5.8L (R)	•	0514	•	•	•	.044
1991-89	370 CID 6.1L(H) 429 CID 7.0L(K)	•	•	•	•	•	•
1987	351 CID 5.8L(H) 4bbl.	0276	0576	8172	8179	8199	.044
1988-85	302 CID 5.0L EFI	0274	0574	8171	8177	8198	.044
1986-84	351W CID 5.8L 4bbl.	0274	0574	8171	8177	8198	.044
1986-82	460 CID 7.5L	0276	0576	8172	8179	8199	.044
1986-79	370 CID 6.1L(H) 429 CID 7.0L (K)	0274	0574	8171	8177	8198	.044
1985-82	351W CID 5.8L 2bbl.	0276	0576	8172	8179	8199	.044
1985-76	302 CID 5.0L(exc. EFI)	0276	0576	8172	8179	8199	.044
1982-81	255 CID 4.2L	0276	0576	8172	8179	8199	.044
1981-80	460 CID 7.5L	0274	0574	8171	8177	8198	.044
1981-77	351 CID 5.8L 400 CID 6.6L	0276	0576	8172	8179	8199	.044
1979-75	460 CID 7.5L	0276	0576	8172	8179	8199	.044
1976	351W CID 5.8L E100	0276	0576	8172	8179	8199	.044
1976	351W CID 5.8L E150/350	0274	0574	8171	8177	8198	.044
	360 CID 5.9L F100/150/350	0378	•	8173	•	•	.044
	390 CID 6.4L F100/150/350	0378	•	8173	•	•	.044
1975	302 CID	0274	0574	8171	8177	8198	.044

MAKE YEAR	ENGINE/MODEL	U-GROOVE		BLISTER-PAK		HEADER PLUG	PLUG GAP
		STD.	RES.	STD.	RES.		
8 CYLINDER ENGINES							
	351W CID	0274	0574	8171	8177	8198	.044
	460 CID	0274	0574	8171	8177	8198	.044
	360, 390 CID	0378	•	8173	•	•	.044
1974	302 CID	0378	•	8173	•	•	.035
	360, 390 CID over 6000 lbs.	0378	•	8173	•	•	.035
	360 CID, 390 CID under 6000 lbs. exc. CA	0378	•	8173	•	•	.044
	460 CID 7.5L over 6000 lbs.	0276	0576	8172	8179	8199	.044
	460 CID 7.5L under 6000 lbs.	•	0586	•	8180	8199	.054
1973-72	302 5.0L, 360 5.9L, 390 CID	0378	•	8173	•	•	.035
1971-68	360, 390 CID	0375	0675	•	•	•	.035
1967-65	352 CID	0378	•	8173	•	•	.035
10 CYLINDER ENGINES							
2001-97	415CID 6.8L (S) MPI HD Super, Club Wagon, Super Wagon	•	0526	•	8176‡	•	.054

GEO - CHEVROLET

3 CYLINDER ENGINES							
2000-96	98CID 1.6L (6) 61 CID 1.0L (6) TBI	•	0784	•	8191	•	.044
	79 CID 1.3L (6)	0113	•	•	•	•	.044
1995-89	61 CID 1.0L Metro exc. Turbo	0116	0496	•	8188	•	.042
1991-89	61 CID 1.0L Metro Turbo	0114	0494	•	8187	•	.042
4 CYLINDER ENGINES							
1999-96	1.3L (9) TBI	0113	•	•	•	•	.044
1995-92	98 CID 1.6L (8) 98 CID 1.6L (6) Storm, Prizm	•	0786	•	8192	•	.032
	98 CID 1.6L (6) Storm, Prizm	•	0786	•	8192	•	.032
	98 CID 1.6L(5) Storm	•	0416	•	8189	•	.042
1995-90	98 CID 1.6L(5) Prism	•	0416	•	8189	•	.042
1995	79, 1.3L	0116	0496	•	8188	•	.044
1992-90	1.6L STORM (6) 98 CID 1.6L(5) Storm	•	0784	•	8191	•	.042
	98 CID 1.6L(5) Storm	0114	0494	•	8187	•	.042
1989	92 CID 1.5L(7) Spectrum	0114	0494	•	8187	•	.044
	98 CID 1.6L(5,6) Prism, DOHC	•	0416	•	8189	•	.044

GEO TRUCK - CHEVROLET

4 CYLINDER ENGINES							
2000-94	1.6L (U,6) Tracker	•	0784	•	8191	•	.044
1992-90	1.6L(L) Tracker	0116	0496	•	8188	•	.044
1989	1.6L Tracker	0116	0496	•	8188	•	.032

GM CTRUCK

4 CYLINDER ENGINES							
2002-96	134 CID 2.2L (4)	•	0526	•	8176	P5265	.060
1993-85	151 CID 2.5L(A,E)	0274	0574	8171	8190	8198	.060

‡ Multiple display packs are required for this application.

U-GROOVE SPARK PLUGS



MAKE YEAR	ENGINE/MODEL	U-GROOVE STD.	RES.	BLISTER-PAK STD.	RES.	HEADER PLUG	PLUG GAP
4 CYLINDER ENGINES							
1985-82	116 CID 1.9L (A) S15	0114	0494	•	8187	•	.045
1984-83	121 CID 2.0L (Y) S15	0274	0574	8171	8177	8198	.035
6 CYLINDER ENGINES							
2003-96	262 CID 4.3L(W)EFI	•	0526	•	8176	P5265	.060
1996-94	262 CID 4.3L(W, Z)EFI	0274	0574	8171	8190	8198	.045
1993-85	262 CID 4.3L(B,N,Z)	0274	0574	8171	8190	8198	.035
1991	262 CID 4.3L(S) Turbo	0274	0574	8171	8190	8198	.035
1991-86	173 CID 2.8L(R)	0274	0574	8171	8190	8198	.045
1991-76	292 CID 4.8L(T) HD	•	0566	•	•	•	.035
1987	262 CID 4.3L(Z) Caballero	0276	0576	•	8184	8199	.045
1985-82	173 CID 2.8L(B)	0274	0574	8171	8190	8198	.045
1984	229 CID 3.8L(Q,K)	0276	0576	•	8184	8199	.045
	231 CID 3.8L(A)	•	0586	•	8182	8199	0.06
1984-81	250 CID 4.1L(D)	0276	0576	•	8184	8199	.045
1983-81	231 CID 3.8L(A) Sprint, Caballero	•	0586	•	8182	8199	0.08
1980-79	231 CID 3.8L(A) Sprint, Caballero	•	0586	•	8182	8199	0.06
1980-76	250 CID 4.1L LD	•	0577	•	8185	•	.035
1979-78	200 CID 3.3L Sprint, Caballero	0276	0576	•	8184	8199	.045
1978-76	250 CID 5.1L HD	•	0566	•	•	•	.035
1975-70	292 CID 4.8L MD, HD, w/o HEI	•	0566	•	8178	•	.035
1974-72	250 CID 4.1L	•	0566	•	8178	•	.035
1974-69	305C V6	0116	0496	•	8181	•	.04
1971	250 CID 4.1L	•	0577	•	8185	•	.035
1970	250 CID	•	0566	•	8178	•	.035
1969	305E V6	0117	•	•	•	•	.04
1969-63	230 CID, 250 CID	0146	•	•	•	•	.035
1966-63	194 CID	0146	•	•	•	•	.035

GMC TRUCK

8 CYLINDER ENGINES

2002-99	4.8L, 5.3L, 6.0L, 8.1L	•	0526	•	8194	•	.060
2000-96	305 CID 5.0L (M) EFI	•	0526	•	8194	P5265	.060
	350 CID 5.7L(R) EFI G25/2500 Cargo	•	0526	•	8194	P5265	.060
1998-90	366 CID 6.0L(B,L,P)	0276	0576	8172	8179	8199	.045
	427 CID 7.0L (B,E,N,M)TBI	0274	0574	8171	8177	8198	.045
1998-96	454 CID 7.4L(J) EFI	•	0526	•	8194	P5265	.060
	350 CID 5.7L(R) EFI G15/1500, G25, G2500	0274	0574	8171	8177	8198	.060
1997-96	454 CID 7.4L (N) TBI,EFI	0274	0574	8171	8177	8198	.035
1996-87	350 CID 5.7L (K,R) TBI,EFI	0274	0574	8171	8177	8198	.045

MAKE YEAR	ENGINE/MODEL	U-GROOVE STD.	RES.	BLISTER-PAK STD.	RES.	HEADER PLUG	PLUG GAP
8 CYLINDER ENGINES							
1996	350 CID 5.7L (K) TBI,EFI	0274	0574	8171	8177	8198	.035
1995-87	454 CID 7.4L (N) TBI,EFI	0274	0574	8171	8177	8198	.045
1995-87	305 CID 5.0L(H) TBI	0274	0574	8171	8177	8198	.045
1991-81	454 CID 7.4L(W)	•	0566	•	8178	•	.045
1989-87	366 CID 6.0L	•	0566	•	8178	•	.045
	350 CID 5.7L(A,M) exc. Fuel Inj.	•	0566	•	8178	•	.045
1986	305 CID 5.0L(F,H)	0274	0574	8171	8177	8198	.045
	350 CID 5.7L(L)	0274	0574	8171	8177	8198	.045
1986-84	350 CID 5.7L(E,M)	•	0566	•	8178	•	.045
1985-84	350 CID 5.7L(L)	0276	0576	8172	8179	8199	.045
1985-83	305 CID 5.0L(F,H)	0276	0576	8172	8179	8199	.045
1983-78	350 CID 5.7L HD	•	0566	•	8178	•	.045
1983-76	350 CID 5.7L LD	0276	0576	8172	8179	8199	.045
1982-79	267 CID 4.4L(J) Sprint, Caballero	0276	0576	8172	8179	8199	.045
1982-76	305 CID 5.0L LD	0276	0576	8172	8179	8199	.045
1981-78	400 CID 6.6L HD	•	0566	•	8178	•	.045
1980-78	400 CID 6.6L LD	0276	0576	8172	8179	8199	.045
1980-76	454 CID 7.4L LD	0276	0576	8172	8179	8199	.045
1980-75	454 CID 7.4L HD (exc. 1979 w/TW7N042)	•	0566	•	8178	•	.045
1979-78	350 CID 5.7L HD CA	•	0566	•	8178	•	.035
	350 CID 5.7L HD exc. CA	•	0566	•	8178	•	.045
1978	400 CID 6.6L Jimmy CA	0276	0576	8172	8179	8199	.045
	400 CID 6.6L Jimmy exc. CA	•	0566	•	8178	•	.045
1977-76	400 CID 6.6L Jimmy	•	0566	•	8178	•	.045
	400 CID 6.6L Sprint	0276	0576	8172	8179	8199	.045
1976	350 CID 5.7L HD	•	0566	•	8178	•	.035
1975	350 CID 5.7L MD, HD, w/o HEI	•	0566	•	8178	•	.035
	454 CID 7.5L MD, HD, w/o HEI	•	0566	•	8178	•	.035
1974-72	307 CID 5.0L	•	0566	•	8178	•	.035
	350 CID 5.7L	•	0566	•	8178	•	.035
	402 CID 6.6L Sprint	•	0566	•	8178	•	.035
	454 CID 7.4L 4bbl.	•	0566	•	8178	•	.035
	455 CID 7.5L Motor Home	0137	0437	8170	•	8197	.040
1971	307 CID 5.0L	0276	0576	8172	8179	8199	.035
	350 CID 5.7L 2bbl. CE55 Series	•	0566	•	8178	•	.035
	350 CID 5.7L 4bbl. TE55 Series	0276	0576	8172	8179	8199	.035
	402 CID 6.6L	0276	0576	8172	8179	8199	.035
	454 CID 7.4L Hi-Perf. Sprint	0276	0576	8172	8179	8199	.035
	454 CID 7.4L exc. Hi-Perf Sprint	0274	0574	8171	8177	8198	.035



U-GROOVE SPARK PLUGS

MAKE YEAR	ENGINE/MODEL	U-GROOVE		BLISTER-PAK		HEADER PLUG	PLUG GAP
		STD.	RES.	STD.	RES.		
8 CYLINDER ENGINES							
1970-69	350 CID 2bbl.	0124	•	•	•	•	.035
1968	307 CID	0137	• 0437	• 8170	•	• 8197	.035
1968-62	327 CID 4bbl.	0124	•	•	•	•	.035

HONDA

MAKE YEAR	ENGINE/MODEL	U-GROOVE		BLISTER-PAK		HEADER PLUG	PLUG GAP
		STD.	RES.	STD.	RES.		
4 CYLINDER ENGINES							
2002-01	1.7L Civic	•	0784	•	•	•	.044
2002-96	2.3L EFI (VTEC) (F23A1, F23A4, F23A5, F23A7)	•	0736	•	8193	•	.044
	2.2L EFI VTEC (F22A1, F22B1, F22B2, F22B6, H22A4)	•	0736	•	8193	•	.044
2000-97	2.0L EFI (B20B4)	•	0736	•	8193	•	.044
2000-96	1.6L EFI (VTEC2) (D16Y5, D16Y7)	•	0736	•	8193	•	.044
1998-96	1.6L EFI (VTEC) (B16A2)	•	0784	•	8191	•	.044
1997-96	1.6L EFI (VTEC) (D16Y8)	•	0784	•	8191	•	.044
	1.5L DEL SOL (SOHC)	•	0736	•	8193	•	.044
1997-95	2.2L Odyssey	•	0736	•	8193	•	.044
1996	1.6L EFI (B16A2) VTEC Series	•	0784	•	8191	•	.052
	2.2L EFI (VTEC) (H22A1) Cold Type SRV.	•	0784	•	8191	•	.044
1996-95	2.6L Passport	•	0496	•	8188	•	.044
1996-94	2.3L EFI (DOHC) (H23A1)	•	0784	•	8191	•	.044
1995-94	2.2L Prelude(V-Tec)	•	0784	•	8191	•	.044
1995-93	1.5L CIVIC	•	•	•	•	•	•
1995-90	2.2L Accord	•	0736	•	8193	•	.044
	2.2L Prelude	•	0736	•	8193	•	.044
	1.6L DEL SOL (SOHC) DX, LX ONLY	•	0736	•	8193	•	.044
1991-90	2.1L PRELUDE	•	0736	•	8193	•	.044
1991-88	1.5L Civic	•	0416	•	8189	•	.044
	1.6L Civic, CRX, Prelude	•	0416	•	8189	•	.044
	2.0L Prelude	•	0416	•	8189	•	.044
1987-86	2.0L Accord, Prelude	0116	0496	•	8188	•	.044
1987-85	1.5L EFI Civic	0114	0494	•	8187	•	.044
1987-84	1.8L Prelude	0114	0494	•	8187	•	.044
1985	1.8L EFI Accord	0114	0494	•	8187	•	.044
1979-73	1.2L Civic	0114	0494	•	8187	•	.032
6 CYLINDER ENGINES							
2002-98	3.0L EFI (J30A1)	•	0736	•	8193‡	•	.044
1997-95	2.7L EFI (C27A4)	•	0736	•	8193‡	•	.044

HYUNDAI

MAKE YEAR	ENGINE/MODEL	U-GROOVE		BLISTER-PAK		HEADER PLUG	PLUG GAP
		STD.	RES.	STD.	RES.		
4 CYLINDER ENGINES							
1999-96	1.8L MPI (G4CN)	•	0786	•	8192	•	.044
2002-96	2.0L MPI (G4CP)	0114	0494	•	8187	•	.044
	1.5L EFI (DOHC) (G4EK)	•	0786	•	8192	•	.044

MAKE YEAR	ENGINE/MODEL	U-GROOVE		BLISTER-PAK		HEADER PLUG	PLUG GAP
		STD.	RES.	STD.	RES.		
4 CYLINDER ENGINES							
1997	Tiburon 1.8 & 2.0L	•	0786	•	8192	•	.044
1996-92	2.0L Sonata MPI	0114	0494	•	8187	•	.044
1996-91	1.6L Elantra	0114	0494	•	8187	•	.044
1996-95	1.5L Accent	•	0784	•	8191	•	.044
1995-86	1.5L Excel	0114	0494	•	8187	•	.044
1995-93	1.5L Scoupe	•	0784	•	8191	•	.044
1991-89	2.4L Sonata	0114	0494	•	8187	•	.044
6 CYLINDER ENGINES							
1997-96	3.0L MPI (G6AT)	•	0786	•	8192‡	•	.044
1996-89	3.0L MPI (G6AT)	•	•	•	•	•	•
	3.0L Sonata	0116	0496	•	8181	•	.044

INFINITI

MAKE YEAR	ENGINE/MODEL	U-GROOVE		BLISTER-PAK		HEADER PLUG	PLUG GAP
		STD.	RES.	STD.	RES.		
4 CYLINDER ENGINES							
2002-94	2.0L EFI (SR20DE)	•	0786	•	8192	•	.044
1993-91	2.0L G20 EFI	•	0784	•	8191	•	.044
6 CYLINDER ENGINES							
2001-96	3.0L EFI (40HC) VQ30DE	•	0786	•	8192‡	•	.044
2001-97	optional plugs (colder)	•	0784	•	8191‡	•	.044
1997	3.3L EFI (VG33E)	•	0786	•	8192‡	•	.044
1995-93	3.0L J30	•	0786	•	8192‡	•	.044
1992-90	3.0L M30	•	0784	•	8191‡	•	.044
8 CYLINDER ENGINES							
2001-97	4.1L EFI (DOHC) (VH41DE)	•	0786	•	8192‡	•	.044
2001-97	optional plugs (colder)	•	0784	•	8191‡	•	.044
2001-90	4.1L, 4.5L Q45	•	0786	•	8192‡	•	.044
	optional plugs (colder)	•	0784	•	8191‡	•	.044

ISUZU

MAKE YEAR	ENGINE/MODEL	U-GROOVE		BLISTER-PAK		HEADER PLUG	PLUG GAP
		STD.	RES.	STD.	RES.		
4 CYLINDER ENGINES							
1997-96	2.2L EFI (F22B6)	•	•	•	•	•	•
1997-96	2.6L MFI (4ZE1)	0116	0496	•	8188	•	.042
1996-93	2.3L, 2.6L Amigo	•	0736	•	8193	•	.044
1995	2.2L Hombre	•	0786	•	8192	•	.060
1992	1.8L Stylus	•	0784	•	8191	•	.044
1992-90	1.6L Impulse	•	0784	•	8191	•	.044
1993-90	1.6L Stylus	0114	0494	•	8187	•	.044
1989-88	2.3L Impulse	0114	0494	•	8187	•	.044
1989-86	1.5L I-Mark	0114	0494	•	8187	•	.044
1988-86	2.0L Turbo Impulse	0114	0494	•	8187	•	.044
1988-83	2.0L (G200Z) Impulse	0114	0494	•	8187	•	.044
1985-81	1.8L (G180Z) I-Mark	0114	0494	•	8187	•	.044
1997-96	2.6L MFI (4ZE1)	0116	0496	•	8188	•	.042

ISUZU TRUCK

MAKE YEAR	ENGINE/MODEL	U-GROOVE		BLISTER-PAK		HEADER PLUG	PLUG GAP
		STD.	RES.	STD.	RES.		
4 CYLINDER ENGINES							
2002-97	2.2L	•	0526	•	8193	•	.060
1996-90	2.3L, 2.6L Amigo, Pickup, Rodeo	0116	0496	•	8188	•	.044
1989	2.3L TF Pickup	0114	0494	•	8187	•	.044
1988-86	2.3L Trooper, Pickup	0114	0494	•	8187	•	.044
1987-84	1.9L G200Z Trooper, Pickup	0114	0494	•	8187	•	.044
1985-81	1.8L G180Z Pickup	0114	0494	•	8187	•	.044

‡ Multiple display packs are required for this application.

U-GROOVE SPARK PLUGS



MAKE YEAR	ENGINE/MODEL	U-GROOVE		BLISTER-PAK		HEADER PLUG	PLUG GAP
		STD.	RES.	STD.	RES.		
6 CYLINDER ENGINES							
2000-98	3.5L EFI (SOHC) (6VE1)	•	0786	•	•	•	•
	3.2L EFI (SOHC) (6VD1)	•	0786	•	8192‡	•	.042
1996-91	3.2L, Rodeo, Trooper	•	0784	•	8191‡	•	.044
1992-91	3.1L TF, Rodeo	0274	0574	8171	8190	8198	.045
1991-89	2.8L Trooper	0274	0574	8171	8190	8198	.035

JAGUAR

6 CYLINDER ENGINES							
2003-02	3.0LF	•	0526	•	8176	•	.050
1996-92	4.0L XJS, XJ6	•	0784	•	8191‡	•	.035
1988-78	4.2L XJ-6	0116	0496	•	8181	•	.035
1977-65	4.2L XJ-6, XKE, MK X, 420, 420G	0116	0496	•	8181	•	.025
1973-68	2.8L XJ-6	0113	•	•	•	•	.025
	XK 120, 140, 150 3/4 Reach	0116	0496	•	8188‡	•	.025
	3.4L MK I, II, S	0114	0494	•	8188‡	•	.025
8 CYLINDER ENGINES							
2003-98	4.0L	•	0784	•	8191‡	•	.035
12 CYLINDER ENGINES							
1992-82	5.3L XJ-S, XJ-12	•	0514	•	•	•	.035
1981-73	5.3L XJ-S, XJ-12	0114	0494	•	8187‡	•	.025
1974-71	5.3L Series III E Type	0114	0494	•	8187‡	•	.025

JEEP

4 CYLINDER ENGINES							
2002-84	150 CID 2.5L (C,U,H)EFI	•	0736	•	8193	•	.035
1986	173 CID 2.8L w/Fuel Inj.	0276	0576	•	•	•	.041
1983-80	151 CID 2.5L	•	0586	•	8186	8199	.060
6 CYLINDER ENGINES							
2001-91	4.0L (S)EFI	•	0736	•	8193‡	•	.035
1990-87	242 CID 4.0L(L,M)	•	0416	•	•	0416S	.035
1990-81	4.2L (T,G,C)	•	0736	•	8193‡	•	.035
1985-84	173 CID 2.8L	0276	0576	•	8184	8199	.035
1980-78	258 CID 4.2L & 3.8L	•	0997	•	•	•	.035
1977-71	232 CID 3.8L	0116	0496	•	8181	•	.035
	258 CID 4.2L	0116	0496	•	8181	•	.035
1971-66	225 CID 3.7L	0137	0437	8170	•	8197	.035
1970-65	232 CID	0117	•	•	•	•	.035
8 CYLINDER ENGINES							
2002-99	4.7L EFI	•	0516	•	•	•	.044
1998-97	360 CID 5.9L EFI	•	0786	•	8192‡	•	.040
1998-97	318CID 5.2L EFI	•	0786	•	8192‡	•	.040
1995-93	318 CID 5.2L (Y)*EFI	•	0786	•	8192‡	•	.035
1991-71	360 CID 5.9L	0116	0496	•	8181	•	.035
1981-71	304 CID 5.0L	0116	0496	•	8181	•	.035
1978-74	401 CID 6.6L	0116	0496	•	8181	•	.035
1988-71	350 CID 5.7L	0276	0576	•	8179	8199	.035
1969-65	327 CID	0166	•	•	•	•	.035

KIA

4 CYLINDER ENGINES							
2002-95	1.6, 1.8, 2.0L	•	0784	•	8191	•	.044
1996-94	1.6L Sephia	•	0786	•	8192	•	.044

LAMBORGINI

8 CYLINDER ENGINES							
1979-72	Urraco, 250, 300	0112	•	•	•	•	.025

MAKE YEAR	ENGINE/MODEL	U-GROOVE		BLISTER-PAK		HEADER PLUG	PLUG GAP
		STD.	RES.	STD.	RES.		
12 CYLINDER ENGINES							
1985-78	Countache 5.7L	•	0141	•	•	•	.025

LAND ROVER

8 CYLINDER ENGINES							
2002-96	4.6L 278CID EFI	0116	0496	•	8181	•	.032
2000-96	4.0L EFI	0116	0496	•	8181	•	.032
1996	3.9L EFI	0114	0494	•	8187	•	.044
1994-87	3.9L, 3.5L	0117	•	•	•	•	.035

LEXUS

6 CYLINDER ENGINES							
2002-99	3.0L, 24ZFE	•	0784	•	•	•	.044
1998-96	3.0L EFI (2JZGE, 1MZFE)	•	0784	•	8191‡	•	.044
	4.5L EFI (1ZFE)	•	0786	•	8192‡	•	.032
1995-94	ES300 V-6	•	0784	•	8191‡	•	.044
	ES300 L-6	•	0786	•	8192‡	•	.044
2000-92	SC300 3.0L	•	0786	•	8192‡	•	.044
1993-92	ES300 V-6 3.0L	•	0784	•	8191‡	•	.044
1991-90	ES250 2.5L	•	0784	•	8191‡	•	.044
8 CYLINDER ENGINES							
2000-90	4.0L SC400, LS400EFI, 4.7L IUZ-FE (requires 2 kits)	•	0784	•	8191‡	•	.044

LINCOLN

6 CYLINDER ENGINES							
2002-00	3.0L	•	0526	•	8176	P526S	.054
1995-88	232 CID 3.8L(4) EFI	•	0526	•	8176	P526S	.054
1982	232 CID 3.8L	•	0416	•	8189‡	0416S	.044
8 CYLINDER ENGINES							
2002-00	3.9L	•	0526	•	8176	P526S	.054
2002-96	4.6l (V,W) MPI DOHC	•	0526	•	8194	•	.054
2003-98	329 CID 5.4L MPI Navigator	•	0526	•	8194	•	.054
1995-93	4.6l (W)	•	0526	•	8194	•	.054
1992-91	4.6L(W)	•	0526	•	8194	•	.054
1992-88	302 CID 5.0L(E) HO	•	0586	•	8180	8199	.054
1991-86	302 CID 5.0L(F)	•	0526	•	8194	P526S	.050
1985	302 CID 5.0L CFI HO	0276	0576	8172	8179	8199	.044
	302 CID 5.0L CFI	•	0586	•	8180	8199	.050
1984-80	302 CID 5.0L	•	0586	•	8180	8199	.050
1980	351 CID 5.8L	•	0586	•	8180	8199	.050
1979-78	400 CID 6.6L	•	0586	•	8180	8199	.050
1979-77	302 CID 5.0L CA	•	0586	•	8180	8199	.060
	302 CID 5.0L exc. CA	•	0586	•	8180	8199	.050
1978-77	460 CID 7.5L	•	0586	•	8180	8199	.050
1977	351 CID 5.8L	•	0586	•	8180	8199	.050
	400 CID 6.6L CA	•	0586	•	8180	8199	.060
1977	400 CID 6.6L exc. CA	•	0586	•	8180	8199	.050
1976-75	460 CID 7.5L	0276	0576	8172	8179	8199	.044
1974	460 CID 7.5L CA	0276	0576	8172	8179	8199	.044
	460 CID 7.5L exc. CA	•	0586	•	8180	8199	.054
1973	460 CID 7.5L	0276	0576	8172	8179	8199	.035

‡ Multiple display packs are required for this application.



U-GROOVE SPARK PLUGS

MAKE YEAR	ENGINE/MODEL	U-GROOVE		BLISTER-PAK		HEADER PLUG	PLUG GAP
		STD.	RES.	STD.	RES.		
8 CYLINDER ENGINES							
1972-68	460 CID 7.5L	0378	•	8173	•	•	.035
1968-66	462 CID	0378	•	8173	•	•	.035
1965-58	430 CID	0378	•	8173	•	•	.035

LOTUS

4 CYLINDER ENGINES							
1995-89	2.2L Esprit	0113	•	•	•	•	.035
1988-83	2.2L Esprit	0114	0494	•	8187	•	.035
1986-84	2.0L Esprit Turbo	0114	0494	•	8187	•	.035
1982-79	2.0L Elite, Esprit Eclat	0116	0496	•	8188	•	.025
1978-74	2.0L Elite, Esprit, Eclat	0114	0494	•	8187	•	.025
1977-63	1.6, 2.0L Elan	0114	0494	•	8187	•	.025
1973-67	1.6L Europa, Europa Twin Cam	0114	0494	•	8187	•	.025

8 CYLINDER ENGINES							
2001-97	3.5L (3) Twin Turbo	•	0784	•	8191‡	•	.035

MASERATI

6 CYLINDER ENGINES							
1995-89	2.8L All Models	0143	•	•	•	•	.028
1986-85	2.5L BiTurbo, 425	0112	•	•	•	•	.030
1984-82	3.0L Merak, SS	0114	0494	•	8187‡	•	.028

8 CYLINDER ENGINES							
1986-81	4.9L Quattroporte	0114	0494	•	8187‡	•	.030
1980-67	4.9L Bora, Khamzin	0114	0494	•	8187‡	•	.028

MAZDA

4 CYLINDER ENGINES							
2002-93	2.0L MX-6 (standard)	•	0786	•	8192	•	.044
	2.0L MX-6 (cold type)	•	0784	•	8191	•	.032
2002-91	1.8L Miata, Protege (DOHC) Standard	•	0786	•	8192	•	.044
	1.8L Miata, Protege (DOHC) Cold Type	•	0784	•	8191	•	.044
1998-95	1.5L Protégé (Z5, BP) Cold Type	•	0786	•	8192	•	.044
	1.5L Protégé (Z5, BP) Standard	•	0786	•	8192	•	.044
1996-92	1.6L MX-3	•	0784	•	8192	•	.044
1995-93	1.6L Miata	•	0784	•	8191	•	.044
1994-88	2.2L 626	•	0416	•	8189	•	.044
1994	2.0L 626	•	0786	•	8192	•	.044
1994-86	1.6L 323	0116	0496	•	8188	•	.044
1987-86	2.0L 626 Turbo	0114	0494	•	8187	•	.032
1987-79	2.0L 626	0116	0496	•	8188	•	.032
1985-81	1.5L GLC	0116	0496	•	8188	•	.032
1980-79	1.4L GLC	0116	0496	•	8188	•	.032
1978-77	1.3L GLC	0114	0494	•	8187	•	.032
1977	1.3L Mizer	0114	0494	•	8187	•	.032
1977-72	1.6L 808	0114	0494	•	8187	•	.032
1976	1.3L Mizer CA	0114	0494	•	8187	•	.032
1973-72	1.8L 618	0114	0494	•	8187	•	.032
1971	1.6L 616	0114	0494	•	8187	•	.032
1971	1.5L 1500	0114	0494	•	8187	•	.032
1971	1.8L 1800	0114	0494	•	8187	•	.032

MAKE YEAR	ENGINE/MODEL	U-GROOVE		BLISTER-PAK		HEADER PLUG	PLUG GAP
		STD.	RES.	STD.	RES.		
6 CYLINDER ENGINES							
2002-97	2.3L EFI Supercharged (1,2) Hot Type	•	0736	•	8193‡	•	.032
2002-93	2.5L MX-6, Millenia	•	0736	•	8193‡	•	.032
1996-95	3.0L TBI (JE) Cold Type	•	0784	•	8192‡	•	.044
	3.0L TBI (JE) Standard	•	0786	•	8192‡	•	.044
1994-92	1.8L MX3	•	0416	•	8189‡	•	.044
1994	3.0L 929	•	0736	•	8193‡	•	.044
1993-88	3.0L 929	•	0416	•	8189‡	•	.044

MAZDA TRUCK

4 CYLINDER ENGINES							
2001-98	2.5L	•	0526	•	8176	•	.050
1997-94	2.3L	•	0514	•	•	•	.035
1993-92	2.6L	•	0736	•	8193	•	.044
1993-90	2.2L EFI	0116	0496	•	8188	•	.044
	2.2L Carb.	0116	0496	•	8188	•	.032
1989	2.2L Carb.	0116	0496	•	8188	•	.044
1988	2.2L	0114	0494	•	8187	•	.032
1988-87	2.0, 2.6L B2600 Pickup	0114	0494	•	8187	•	.040
1987-79	2.0L B2000 Pickup	0116	0496	•	8188	•	.032
1978-77	1.8L Pickup	0114	0494	•	8187	•	.032
1976-72	1.6L Pickup	0114	0494	•	8187	•	.032

6 CYLINDER ENGINES							
2002-97	B3000, B4000	•	0526	•	8176	•	.054
1996-94	B3000, B4000	•	0514	•	•	•	.044
1996-91	4.0L Navajo	•	0524	•	•	•	.054

MERCEDES-BENZ

4 CYLINDER ENGINES							
1998-97	2.3L (111.974, 11.973) EFI	•	0416	•	8189	•	.032
1996	2.2L (111.961) EFI	•	0416	•	8189	•	.032
1993-91	2.3L 190E	•	0514	•	•	•	.032
1988-86	2.3L 190E 16V	•	0514	•	•	•	.032
1988-84	2.3L 190E	•	0516	•	•	•	.032
1978-75	2.3L 230	0116	0496	•	8188	•	.032
1974	2.3L 230	0114	0494	•	8187	•	.032
1973-72	2.2L 220	0114	0494	•	8187	•	.032
1971-58	All with 3/4 Reach Head	0114	0494	•	8187	•	.032

6 CYLINDER ENGINES							
1998-96	2.8L (104.941) EFI	•	0416	•	8189‡	•	.032
	3.2L (104.995) EFI	•	0416	•	8189‡	•	.032
1993-90	3.0L 300CE, 300SL 24 Valve	•	0416	•	8189‡	•	.032
1993-87	2.6L 190E	•	0516	•	•	•	.032
1992-86	3.0L 300E	•	0514	•	•	•	.032
1991-88	300 SE	•	0516	•	•	•	.032
1989-88	300CE	•	0516	•	•	•	.032
1989-87	260E	•	0516	•	•	•	.032
1981-78	2.8L 280CE	0116	0496	•	8181	•	.032
1981-77	2.8L 280E, 280SE	0116	0496	•	8181	•	.032
1976-75	2.8L 280E, 280SE, 280, 280C, 280S	0116	0496	•	8181	•	.032
1974-73	2.8L 280, 280C, 280S	0114	0494	•	8187‡	•	.032
1972	2.8L 250, 280S, 280SE, 280SEL	0114	0494	•	8187‡	•	.032
1971-58	All with 3/4 Reach Head	0114	0494	•	8187‡	•	.032

‡ Multiple display packs are required for this application.

U-GROOVE SPARK PLUGS



MAKE YEAR	ENGINE/MODEL	U-GROOVE		BLISTER-PAK		HEADER PLUG	PLUG GAP
		STD.	RES.	STD.	RES.		
8 CYLINDER ENGINES							
2002-00	4.3L, 5.0L, 5.5L	•	0786	•	8192‡	•	.043
1999-92	4.2L 400E, SE,EFI All Models	•	0416	•	8189‡	•	.032
1999-90	5.0L All Models EFI	•	0416	•	8189‡	•	.032
1991-87	4.2L 420SEL	•	0496	•	8181	•	.032
1987-86	5.6L 560SEL, SEC, SL	•	0114 0494	•	8187‡	•	.032
1986	4.2L 420SEL	•	0114 0494	•	8187‡	•	.032
1985-84	5.0L 500SED, 500SEL	•	0116 0496	•	8181	•	.032
1985-81	3.8L 380 Series	•	0116 0496	•	8181	•	.032
1980-76	4.5L 450SL, SLC, SE, SEL	•	0116 0496	•	8181	•	.032
1979-77	6.9L 450 SEL	•	0116 0496	•	8181	•	.032
1975	4.5L 450SL, SLC, SE, SEL	•	0116 0496	•	8181	•	.032
1974-72	4.5L 280SE, SEL, 300SEL, 350SL, 450SL, SLC, SE, SEL	•	0114 0494	•	8187‡	•	.032
1972	3.5L 280SE, SEL	•	0114 0494	•	8187‡	•	.032
1972	6.3L 600	•	0114 0494	•	8187‡	•	.032
12 CYLINDER ENGINES							
2002-99	6.0L	•	0786	•	8192‡	•	.043
1998-92	6.0L (120.983)	•	0416	•	8189‡	•	.032

MERCURY

4 CYLINDER ENGINES

1996-91	1.8L (8)	•	0416	•	8189	•	.044
1996-91	1.6L (Z,6)	•	0786	•	8192	•	.044
1994-88	140 CID 2.3L (S,X)	•	0416	•	8189	•	.054
1993-91	1.9L (J)	•	0514	•	•	•	.044
1991	1.6L (Z,6)	•	0416	•	8189	•	.044
1990-87	98 CID 1.6L(S)	•	0496	•	8188	•	.044
1987-86	140 CID 2.3L (S,Y)	•	0514	•	•	•	.044
1987-86	153 CID 2.5L HSC CFI	•	0514	•	•	•	.044
1987-85	140 CID 2.3L(X)	•	0516	•	•	•	.044
1987-83	140 CID 2.3L Turbo	•	0514	•	•	•	.044
1986-85	1.9L All Models	•	0514	•	•	•	.044
1986-83	140 CID 2.3L(A) OHC	•	0516	•	•	•	.044
1985-84	98 CID 1.6L EFI Turbo	•	0514	•	•	•	.044
1985-83	98 CID 1.6L exc. Turbo	•	0514	•	•	•	.044
1984	140 CID 2.3L Topaz	•	0516	•	•	•	.044
1982	98 CID 1.6L LN7 before 9/4/81	•	0416	•	•	•	.044
	98 CID 1.6L LN7 from 9/4/81	•	0514	•	•	•	.044
	98 CID 1.6L exc LN7	•	0514	•	•	•	.044
1982-79	140 CID 2.3L Turbo	•	0514	•	•	•	.034
1982-75	140 CID 2.3L exc. Turbo	•	0516	•	•	•	.034
1981	98 CID 1.6L	•	0416	•	8189	•	.044
1974-73	122 CID 2.0L	0378	•	•	•	•	.035

MAKE YEAR	ENGINE/MODEL	U-GROOVE		BLISTER-PAK		HEADER PLUG	PLUG GAP
		STD.	RES.	STD.	RES.		
4 CYLINDER ENGINES							
1973-71	98 CID 1.6L	0114	0494	•	8187	•	.030
1972-71	122 CID 2.0L	0378	•	•	•	•	.025
6 CYLINDER ENGINES							
2002-96	3.0L S, 4	•	0526	•	8176	•	.050
2002-97	244 CID 4.0L (E) MPI (SOHC)	•	0526	•	8176	•	.054
2000-96	2.5L MPI (L)	•	0526	•	8176	•	.054
1996-91	232 CID 3.8L(4)	•	0526	•	8176	P526S	.054
1994-88	181 CID 3.0L (U)	•	0514	•	•	•	.044
1992-86	232 CID 3.8L(3,4)	•	•	•	8176	•	.054
1990-89	232 CID 3.8L(C,R) Supercharged	•	0504	•	•	•	.054
1987	181 CID 3.0L (U)	•	0516	•	•	•	.044
1986	181 CID 3.0L EFI	•	0514	•	•	•	.044
1985-84	232 CID 3.8L(3,C)	•	0506	•	•	•	.044
1983	232 CID 3.8L	•	0516	•	•	•	.044
1982	232 CID 3.8L	•	0416	•	•	•	.044
1980-77	200 3.3L, 250 4.1L	0378	•	•	•	•	.050
1979-77	171 CID 2.8L	•	0516	•	•	•	.034
1976-75	200 3.3L, 250 4.1L	0378	•	•	•	•	.044
1976-74	171 CID 2.8L	0116	0496	•	8181	•	.034
1974-71	200 3.3L, 250 4.1L	0378	•	•	•	•	.035
1973-72	159 CID 2.6L	0114	0494	•	•	•	.035
1972-71	170 CID 2.8L	0378	•	•	•	•	.035
1970-69	250 CID	0378	•	•	•	•	.035
1968-60	200 CID	0378	•	•	•	•	.035
1965-60	170 CID	0378	•	•	•	•	.035
1964-60	144 CID	0378	•	•	•	•	.035
8 CYLINDER ENGINES							
2003-96	4.6L MPI (SOHC)	•	0526	•	8194	•	.054
2001-96	302 CID 5.0L (E,P)	•	0526	•	8194	P526S	.054
1995-92	4.6L(W)	•	0526	•	•	•	.054
1993-91	302 CID 5.0L(T) H.O.	0276	0576	8172	8179	8199	.044
1991-86	302 CID 5.0L (F,M)	•	0526	•	8194	•	.050
1991-83	351W CID 5.8L (G) H.O., 2bbl.	0276	0576	8172	8179	8199	.044
1985	302 CID 5.0L HO EFI & 4V	0276	0576	8172	8179	8199	.044
	302 CID 5.0L CFI	•	0586	•	8180	•	.050
1984-83	302 CID 5.0L Capri	0276	0576	8172	8179	8199	.044
1984-82	302 CID 5.0L exc. Capri	•	0586	•	8180	8199	.050
1982-80	255 CID 4.2L	•	0586	•	8180	8199	.050
	302 CID 5.0L Capri	•	0586	•	8180	8199	.050
	351W CID 5.8L HO	0274	0574	8171	8177	8198	.044
1981-80	255 CID 4.2L	•	0586	•	8180	8199	.050
	302 CID 5.0L	•	0586	•	8180	8199	.050
1981-79	351W CID 5.8L	•	0586	•	8180	8199	.050
1979-77	302 CID 5.0L Capri, Monarch, Zephyr from 2/1/79 & CA	•	0586	•	8180	8199	.060
1979-77	302 CID 5.0L exc. Capri, Monarch, Zephyr from 2/1/79 & CA	•	0586	•	8180	8199	.050
1978-77	302 CID 5.0L CA	•	0586	•	8180	8199	.060

‡ Multiple display packs are required for this application.



U-GROOVE SPARK PLUGS

MAKE YEAR	ENGINE/MODEL	U-GROOVE		BLISTER-PAK		HEADER PLUG	PLUG GAP
		STD.	RES.	STD.	RES.		
8 CYLINDER ENGINES							
1978-77	302 CID 5.0L exc. CA.	•	0586	•	8180	8199	.050
	351M CID 5.8L exc. CA.	•	0586	•	8180	8199	.050
	400 CID 6.6L exc. CA.	•	0586	•	8180	8199	.050
	460 CID 7.5L	•	0586	•	8180	8199	.050
	1977	351M CID 5.8L CA	•	0586	•	8180	8199
1976	400 CID 6.6L CA	•	0586	•	8180	8199	.060
	460 CID 7.5L	•	0586	•	8180	8199	.050
1976	351M CID 5.8L	0276	0576	8172	8179	8199	.044
	351M CID 5.8L Montego Early '76	0276	0576	8172	8179	8199	.044
	351W CID 5.8L Montego Late '76	•	0586	•	8180	8199	.054
1976-75	460 CID 7.5L	0276	0576	8172	8179	8199	.044
	302 CID 5.0L	0276	0576	8172	8179	8199	.044
1975	400 CID 6.6L	0276	0576	8172	8179	8199	.044
	351 CID 5.8L	0276	0576	8172	8179	8199	.044
1974	460 CID 7.5L	0276	0576	8172	8179	8199	.044
	302 CID 5.0L exc. Montego SW & CA	0378	•	8173	•	•	.035
1973-72	351C CID 5.8L 2 bbl. exc. CA	0276	0576	8172	8179	8199	.044
	351C CID 5.8L 2bbl. CA	•	0586	•	8180	8199	.054
	351W CID 5.8L exc. CA	0378	•	•	8173	•	.035
	351C CID 5.8L 4bbl.	0276	0576	8172	8179	8199	.035
	351W CID 5.8L 2bbl. CA	0378	•	8173	•	•	.044
	400 CID 6.6L	0276	0576	8172	8179	8199	.044
	460 CID 7.5L CA	0276	0576	8172	8179	8199	.044
	460 CID 7.5L exc. CA.	•	0586	•	8180	8199	.054
	302 CID 5.0L 18mm Head.	0378	•	8173	•	•	.035
	302 CID 5.0L 14mm Head.	0276	0576	8172	8179	8199	.035
	351W CID 5.8L 18mm Head.	0378	•	8173	•	•	.035
	429 CID 7.0L 18mm Head.	0378	•	8173	•	•	.035
429 CID 7.0L 14mm Head.	0276	0576	•	8179	8199	.035	
1973-71	460 CID 7.5L 14mm Head.	0276	0576	8172	8179	8199	.035
	351C CID 5.8L	0276	0576	8172	8179	8199	.035
1972	400 CID 6.6L	0276	0576	8172	8179	8199	.035
	460 CID 7.5L 18mm Head.	0378	•	8173	•	•	.035
1971	302 CID 5.0L 4bbl.	0274	0574	8171	8177	8198	.035
	302 CID 5.0L 2bbl.	0378	•	8173	•	•	.035
1971	390 CID 6.4L	0378	•	8173	•	•	.035
	429 CID 7.0L 4bbl.	0274	0574	8171	8177	8198	.035
	429 CID 7.0L 2bbl.	0378	•	8173	•	•	.035

MAKE YEAR	ENGINE/MODEL	U-GROOVE		BLISTER-PAK		HEADER PLUG	PLUG GAP	
		STD.	RES.	STD.	RES.			
8 CYLINDER ENGINES								
1970	302 CID 4bbl.	0274	0574	8171	8177	8198	.035	
	302 CID 2bbl.	0378	•	8173	•	•	.035	
	351C CID	0276	0576	8172	8179	8199	.035	
	351W CID	0378	•	8173	•	•	.035	
	390 CID	0378	•	8173	•	•	.035	
	429 CID Cobra Jet	0274	0574	8171	8177	8198	.035	
	429 CID exc. Cobra Jet.	0378	•	8173	•	•	.035	
	1970-68	428 CID exc. Police & Hi-Perf.	0378	•	8173	•	•	.035
	428 CID Police & Hi-Perf.	0375	0675	•	•	•	.035	
	1970-67	427 CID	0375	0675	•	•	•	.035
1969	351 CID 2bbl.	0378	•	8173	•	•	.035	
	351 CID 4bbl.	0375	0675	•	•	•	.035	
1969-68	302 CID	0378	•	8173	•	•	.035	
1969-66	289 CID	0378	•	8173	•	•	.035	
	390 CID exc. Hi Perf.	0378	•	8173	•	•	.035	
1967-66	390 CID Hi Perf.	0375	0675	•	•	•	.035	
	410 CID	0378	•	8173	•	•	.035	
1965	428 CID exc. Hi Perf.	0378	•	8173	•	•	.035	
	428 CID Hi Perf.	0375	0675	•	•	•	.035	
	289 CID exc. Hi Perf.	0378	•	8173	•	•	.035	
1965-63	289 CID Hi Perf.	0375	0675	•	•	•	.035	
	427 CID	0375	0675	•	•	•	.035	
1965-61	390 CID exc. Hi Perf.	0378	•	8173	•	•	.035	
	390 CID Hi Perf.	0375	0675	•	•	•	.035	
1964-61	352 CID exc. Hi Perf.	0378	•	8173	•	•	.035	
	352 CID Hi Perf.	0375	0675	•	•	•	.035	
	406 CID	0375	0675	•	•	•	.035	
1961	292, 312 CID	0378	•	8173	•	•	.035	
1960-55	All 8 Cyl.	0378	•	8173	•	•	.035	
MERKUR								
4 CYLINDER ENGINES								
1990-85	2.3L Turbo XR4Ti	•	0514	•	•	•	.035	
6 CYLINDER ENGINES								
1990-88	2.9L(V) Scorpio	•	0516	•	•	•	.035	
MG								
4 CYLINDER ENGINES								
1981-76	1.8L MGB	0114	0494	•	8187	•	.035	
1979-75	1.5L Midget	0116	0496	•	8188	•	.025	
1975-62	1.8L MGB GT	0114	0494	•	8187	•	.025	
	1.8L MGB	0114	0494	•	8187	•	.025	
1974-65	1.3L Midget	0114	0494	•	8187	•	.025	
1972-67	1.3L Sprite	0114	0494	•	8187	•	.025	
1967-59	0.95L Midget	0116	0496	•	8188	•	.025	
1968-67	1.1L Midget	0116	0496	•	8188	•	.025	
	2.9L MGC	0114	0494	•	8187	•	.025	
MITSUBISHI								
4 CYLINDER ENGINES								
2003-96	2.4L MPI (4G64)	•	0786	•	8192	•	.044	
2000-96	1.8L MPI (4G93)	•	0786	•	8192	•	.044	
2002-97	1.5L MPI (4G15)	0116	0496	•	8188	•	.044	

‡ Multiple display packs are required for this application.

U-GROOVE SPARK PLUGS



MAKE YEAR	ENGINE/MODEL	U-GROOVE		BLISTER-PAK		HEADER PLUG	PLUG GAP
		STD.	RES.	STD.	RES.		
4 CYLINDER ENGINES							
1998-89	2.0L Eclipse	0116	0496	•	8188	•	.044
1998-90	2.0L Eclipse (4G63T) Turbo	0114	0494	•	8187	•	.032
1998-97	2.0L Eclipse (A588)	0114	0494	•	8187	•	.050
1996-95	2.4L Galant S, GS, ES, LS	0114	0494	•	8187	•	.044
1996-88	1.5L Mirage	•	0494	•	8187	•	.044
1996-93	1.5L Mirage SOHC	•	0496	•	8188	•	•
	1.8L Mirage	•	0786	•	8192	•	•
1995-92	1.8L Expo LRV	•	0786	•	8192	•	.044
	1.8L Mirage	•	0786	•	8192	•	.044
1994	2.4L Eclipse	•	0786	•	8192	•	.044
1994	1.8L Galant S,ES,LS	•	0786	•	8192	•	.044
1994-89	1.8L Eclipse	•	0494	•	8187	•	.044
1994	1.5L Precis.	•	0496	•	8188	•	.044
1992-89	1.6L Mirage	0114	0494	•	8187	•	.044
1992-84	2.0L (G63B) Galant, Cordia, Tredia, Eclipse	0114	0494	•	8187	•	.044
1989	2.6L Starion	0113	•	•	•	•	.044
1987	2.4L (G64B)Wagon	0114	0494	•	8187	•	.044
1988-85	1.6L (G32B) Turbo Mirage	0113	•	•	•	•	.040
1987-85	2.4L (G64B) Galant	0114	0494	•	8187	•	.040
1988-84	2.0L (G63B) Cordia, Tredia	0114	0494	•	8187	•	.040
1988-83	2.6L (G54B) Turbo Starion	0114	0494	•	8187	•	.040
1983	1.8L (G26B) Cordia, Tredia	0114	0494	•	8187	•	.040
6 CYLINDER ENGINES							
2003-00	3.0L Eclipse Galant	•	0784	•	8191‡	•	.044
1998-96	3.0L 3000GT MPI (SOHC) (6G72)	•	0496	•	8181	•	.044
1999-96	3.0L 3000GT MPI (DOHC) (6G72, 6G72D, 6G72S, 6G72T)	•	0784	•	8191‡	•	.044
2002-97	3.5L MPI (6G74)	•	0786	•	8192‡	•	.044
1996-92	Diamante SOHC	0114	0494	•	8187‡	•	.044
1996-92	3.0L	•	0784	•	8191‡	•	.044
1990-88	3.0L Galant, Sigma	0116	0496	•	8188‡	•	.044
MITSUBISHI TRUCK							
4 CYLINDER ENGINES							
1995-93	2.6L All Models	0114	0494	•	8187	•	•
1995-92	1.8L Expo	•	0416	•	8189	•	.044
1995-90	2.4L Pickup	0114	0494	•	8187	•	.044
1989-87	2.6L Pickup, Montero	0114	0494	•	8187	•	.044
1989-83	2.0L G63B Pickup	0114	0494	•	8187	•	.040
1986-83	2.6L G54B Montero, Pickup	0116	0496	•	8188	•	.040
6 CYLINDER ENGINES							
1998-94	3.5L Montero	•	0784	•	8191‡	•	.044
1996-95	3.0L Montero	•	0784	•	8191‡	•	.044
1994-89	3.0L Montero, Pickup	0116	0496	•	8181	•	.044

MAKE YEAR	ENGINE/MODEL	U-GROOVE		BLISTER-PAK		HEADER PLUG	PLUG GAP
		STD.	RES.	STD.	RES.		
NISSAN							
4 CYLINDER ENGINES							
2001-96	1.6L 2.0L 2.4L EFI (GA16DE, SR20DE, KA24DE) 200SX, 240SX, Altima (Standard)	•	0786	•	8192	•	.044
2001-96	1.6L 2.0L 2.4L EFI (GA16DE, SR20DE, KA24DE) 200SX, 240SX, Altima (Cold)	•	0784	•	8191	•	.044
1998-96	2.4L (KA24DE)	•	0786	•	8192	•	.044
1995-94	2.0L	•	0784	•	8191	•	.044
1992-91	2.0L	•	0786	•	8192	•	.044
1995-91	2.4L & 1.6L	•	0786	•	8192	•	.044
1990-89	1.6L Pulsar, Sentra	•	0416	•	8189	•	.044
1988-83	1.6L (E16) Sentra, Pulsar (exc. CA16DE)	0116	0496	•	8188	•	.044
1987-83	1.6L (E16) Sentra, Pulsar	0116	0496	•	8188	•	.044
1984	1.5L (E1 5T) Pulsar Turbo	0114	0494	•	8187	•	.044
1983-82	1.5L (E15) Sentra	0116	0496	•	8188	•	.044
	2.0L (CA20) Stanza** (Intake Side)	0114	0494	•	8187	•	.044
	(Exhaust Side)	0116	0496	•	8188	•	.044
	2.2L (Z22E) 200SX** (Intake Side)	0114	0494	•	8187	•	.036
	(Exhaust Side)	0116	0496	•	8188	•	.036
1982	1.2L (A12A) 210	0116	0496	•	8188	•	.044
	1.4, 1.5L (A14, A15) 210	0116	0496	•	8188	•	.044
	1.5L (E15) 310	0116	0496	•	8188	•	.044
1981	1.5L (A15) 310	0116	0496	•	8188	•	.044
1981-80	1.2L (A12A) 210	0116	0496	•	8188	•	.044
	2.0L (Z20E) 200SX	0114	0494	•	8187	•	.036
	2.0L (Z20S) 510	0114	0494	•	8187	•	.036
1981-79	1.4, 1.5L (A14, A15) 210	0116	0496	•	8188	•	.044
	1.4L (A14) 310	0116	0496	•	8188	•	.044
1979-78	2.0L (L20B) 510	0114	0494	•	8187	•	.044
1979-77	2.0L (L20B) 200SX	0114	0494	•	8187	•	.044
1978-77	1.4L (A14) F10, B210	0116	0496	•	8188	•	.044
1977	2.0L (L20B) 710	0114	0494	•	8187	•	.044
1976	1.4L (A14) F10	0116	0496	•	8188	•	.032
1976-75	1.4L (A14) B210	0116	0496	•	8188	•	.036
	2.0L (L20B) 710, 610 exc. CA	0114	0494	•	8187	•	.036
	2.0L (L20B) 710, 610 CA	0114	0494	•	8187	•	.044
1974-73	1.3L (A13) B210	0116	0496	•	8188	•	.036
1974-73	2.0L (L18) 710	0114	0494	•	8187	•	.032
1974-72	2.0L (L18) 610	0114	0494	•	8187	•	.032
1973-70	1.2L (A12) B110	0116	0496	•	8188	•	.032
1972-67	1.6L (L16) 510	0114	0494	•	8187	•	.032
1969-65	2.0L (U20) 2000	0114	0494	•	8187	•	.032
1967-65	1.3L (J) 411	0116	0496	•	8188	•	.032
1965	1.2L (EJ) 410	0116	0496	•	8188	•	.032



U-GROOVE SPARK PLUGS

MAKE YEAR	ENGINE/MODEL	U-GROOVE		BLISTER-PAK		HEADER PLUG	PLUG GAP
		STD.	RES.	STD.	RES.		
4 CYLINDER ENGINES							
1965	1.6L (R) 1600	0114	0494	•	8187	•	.032
6 CYLINDER ENGINES							
2001-89	3.0L EFI (VG30D) (standard)	•	0786	•	8192‡	•	.044
2001-89	3.0L EFI (VG30D, VG30D(TT) Turbo VQ30DE (cold)	•	0784	•	8191‡	•	.044
1984-82	2.4L (L24E) Maxima	0114	0494	•	8187‡	•	.044
1983-82	2.8L (L28E) 280ZX	0114	0494	•	8187‡	•	.044
1983-81	2.8L (L28ET) 280ZX Turbo	0114	0494	•	8187‡	•	.044
1981-80	2.4L (L24E) Maxima	0114	0494	•	8187‡	•	.044
1981-79	2.8L (L28E) 280ZX	0114	0494	•	8187‡	•	.044
1979-77	2.4L (L24) Maxima	0114	0494	•	8187‡	•	.044
1978-77	2.8L (L28) 280Z	0114	0494	•	8187‡	•	.044
1976-75	2.8L (L28) 280Z	0114	0494	•	8187‡	•	.032
1974	2.6L (L26) 260Z	0114	0494	•	8187‡	•	.032
1973-70	2.4L (L24) 240Z	0114	0494	•	8187‡	•	.032

NISSAN TRUCK

MAKE YEAR	ENGINE/MODEL	U-GROOVE		BLISTER-PAK		HEADER PLUG	PLUG GAP
		STD.	RES.	STD.	RES.		
4 CYLINDER ENGINES							
1989-87	2.4L (Z24i) Pickup Pathfinder, Van (2 plugs per cyl.)	0116	0496	•	8188	•	.032
1986-84	2.0L (Z20) 720 Pickup (2 plugs per cyl.) Exhaust Side Intake Side	0116	0496	•	8188	•	.032
1986-83	2.4L (Z24) 720 Pickup (2 plugs per cyl.) Exhaust Side Intake Side	0116	0496	•	8188	•	.032
1983-82	2.2L (Z22) 720 Pickup (2 plugs per cyl.) Exhaust Side Intake Side	0116	0496	•	8188	•	.032
1981	2.2L (Z22) 720 Pickup	0114	0494	•	8187	•	.036
1980-78	2.0L (L20B) 620 Pickup	0114	0494	•	8187	•	.044
1977-76	2.0L (L20B) 620 Pickup CA	0114	0494	•	8187	•	.044
1977-75	2.0L (L20B) 620 Pickup exc. CA	0114	0494	•	8187	•	.036
1974-73	1.8L (L18) 620 Pickup	0114	0494	•	8187	•	.032
1972	1.6L (L16) 620 Pickup	0114	0494	•	8187	•	.032
1972-68	1.6L (L16) 521 Pickup	0114	0494	•	8187	•	.032
1968-65	1.3L (J) 520 Pickup	0116	0496	•	8188	•	.032
1965	1.2L (E,J) 320 Pickup	0116	0496	•	8188	•	.032
6 CYLINDER ENGINES							
2001-96	3.3L (VG33E)	•	0784	•	8191‡	•	.044
1994-93	3.0L Quest	•	0786	•	8192‡	•	.032
1993-90	3.0L Pathfinder	•	0784	•	8191‡	•	.032
1989	3.0L Pathfinder	•	0416	•	8189‡	•	.044

MAKE YEAR	ENGINE/MODEL	U-GROOVE		BLISTER-PAK		HEADER PLUG	PLUG GAP
		STD.	RES.	STD.	RES.		
OLDSMOBILE							
4 CYLINDER ENGINES							
1994-93	2.3L (A)	•	0784	•	8191	•	.035
1994-93	2.3L (D,3)	•	0786	•	8192	•	.035
1992-90	2.3L (A,D,3)	•	0786	•	8192	•	.035
1992-78	151 CID 2.5L (1,5,9,R,U,V)	0274	0574	8171	8177	8198	.060
1989-88	140 CID 2.3L	•	0416	•	8189	•	.035
1988-87	121 CID 2.0L(K)	0116	0496	•	8188	•	.060
1986-84	111 CID 1.8L(O) 111 CID 1.8L(J) MFI Turbo	0116	0496	•	8188	•	.035
1986-82	121 CID 2.0L (B,P)	0274	0574	8171	8177	8198	.035
1983	112 CID 1.8L(O)	0116	0496	•	8188	•	.035
1982	112 CID 1.8L(G)	0274	0574	8171	8177	8198	.035
1977-76	140 CID 2.3L(B)	0274	0574	8171	8177	8198	.035
6 CYLINDER ENGINES							
2002-99	3.5L 214 (M) DOHC	•	0526	•	8176	•	.060
2003-96	207 CID 3.4L MFI (E,X)	•	0526	•	8176	P526S	.060
2001-93	3.1L (M) MFI	•	0526	•	8176	P526S	.060
2001-93	3.8L (K,L,I) MFI SFI	•	0526	•	8176	P526S	.060
1995-90	189 CID 3.1L(D) Silhouette	0274	0574	8171	8190	8198	.045
1993-91	189 CID 3.1L(T)	•	0516	•	•	•	.045
1990-89	189 CID 3.1L(T)	•	0514	•	•	•	.045
1992-88	200 CID 3.3L(N)	•	0516 or 0526	•	8176	P526S	.060
231 CID 3.8L(C)	•	0516 or 0526	•	8176	P526S	.060	
1989-87	173 CID 2.8L(W)	•	0514	•	•	•	.045
1988-86	231 CID 3.8L(3) High Output	•	0516	•	•	•	.045
1988-85	181 CID 3.0L(L) High Output	•	0516	•	•	•	.045
1987-79	231 CID 3.8L(A)	•	0586	•	8182	8199	.060
1986	231 CID 3.8L(B)	•	0516	•	•	•	.045
1986-81	173 CID 2.8L (7,W,X,Z)	0274	0574	•	8190	8198	.045
1985-84	231 CID 3.8L(3)	•	0586	•	•	•	.080
1985-83	181 CID 3.0L(E)	•	0586	•	8182	8199	.060
1984	252 CID 4.1L(4)	•	0586	•	8182	8199	.060
1983-82	252 CID 4.1L(4)	•	•	•	•	•	.080
1983-81	231 CID 3.8L(A)	•	0586	•	•	•	.080
1982	181 CID 3.0L(E)	•	•	•	•	•	.080
1981	231 CID 3.8L(3) Turbo	0276	0576	•	8184	8199	.040
1980-79	231 CID 3.8L(A)	•	0586	•	8182	8199	.060
1976	250 CID 4.1L(D)	•	0577	•	8185	•	.035
1974-70	250 CID 4.1L	•	0577	•	8185	•	.035
1969-66	250 CID	0116	0496	•	8181	•	.035
1965-64	225 CID	0137	0437	8170	•	8197	.030
8 CYLINDER ENGINES							
2003-95	242 CID 4.0L (C)	•	0526	•	8194	•	.050
1992	305 CID 5.0L(E) Police	0274	0574	8171	8177	8198	.035
350 CID 5.7L(7)	0274	0574	8171	8177	8198	.035	
1992-91	305 CID 5.0L(E)	0276	0576	8172	8179	8199	.035
1990-85	307 CID 5.0L(Y)	•	0416	•	8189	0416S	.060

‡ Multiple display packs are required for this application.

U-GROOVE SPARK PLUGS



MAKE YEAR	ENGINE/MODEL	U-GROOVE		BLISTER-PAK		HEADER PLUG	PLUG GAP
		STD.	RES.	STD.	RES.		
8 CYLINDER ENGINES							
1987	305 CID 5.0L(H)	.0276	.0576	8172	8179	8199	.035
1987-86	307 CID 5.0L(9) H.O.	•	.0416	•	8189‡	•	.060
1984-77	305 CID 5.0L (G,H,L,U)	.0276	.0576	8172	8179	8199	.045
1982-81	267 CID 4.4L(J)	.0276	.0576	8172	8179	8199	.045
1982-80	265 CID 4.3L(S)	.0286	.0586	•	8180	8199	.060
1979-77	350 CID 5.7L(G,L)	.0276	.0576	8172	8179	8199	.045
1976-75	350 CID 5.7L(J) Omega	•	.0586	•	8180	8199	.060
1975	400 CID 6.6L(S) 4bbl.	•	.0586	•	8180	•	.060
1974	350 CID 5.7L 455 CID 7.5L w/oHEI	.0138	•	•	•	•	.040
1973-72	455 CID 7.5L w/A.T.	.0138	•	•	•	•	.040
	455 CID 7.5L w/M.T. & W30	.0137	.0437	8170	•	8197	.040
1973-71	350 CID 5.7L (H,M) 4bbl. w/A.T. & All 2bbl.	.0138	•	•	•	•	.040
	350 CID 5.7L (K) 4bbl. M.T.	.0137	.0437	8170	•	8197	.040
1971	455 CID 7.5L exc. W30	.0138	•	•	•	•	.040
	455 CID 7.5L W30	.0137	.0437	8170	•	8197	.040
1970-69	455 CID 2bbl.	.0138	•	•	•	•	.030
	455 CID 4bbl.	.0137	.0437	8170	•	8197	.030
1970-68	350 CID 2bbl.	.0138	•	•	•	•	.030
	350 CID 4bbl.	.0137	.0437	8170	•	8197	.030
1968	400, 455 CID	.0137	.0437	8170	•	8197	.030
1967-64	330, 425 CID	.0137	.0437	8170	•	8197	.030
1967-65	400 CID	.0137	.0437	8170	•	8197	.030
1964-60	394 CID	.0137	.0437	8170	•	8197	.030
1960-51	All	.0137	.0437	8170	•	8197	.030
OLDSMOBILE TRUCK							
6 CYLINDER ENGINES							
2001-96	262 CID 4.3L EFI	•	.0526	•	8176	P5265	.060
1995-90	189 CID 3.1L(D) Silhouette	.0274	.0574	8171	8190	8198	.045
1995-91	262 CID 4.3L Bravada	.0274	.0574	8171	8190	8198	.035
PEUGEOT							
4 CYLINDER ENGINES							
1991	1.9L (SOHC)	•	.0416	•	8189	•	.028
1990	405 Exc. 16 Valve	•	.0416	•	8189	•	.032
1989	1.9L 450DL, S	•	.0416	•	8189	•	.044
	2.2L 505	.0114	.0494	•	8187	•	.036
1988-85	2.2L Turbo 505	.0114	.0494	•	8187	•	.036
1987-80	2.0L 505	.0114	.0494	•	8187	•	.028
1979-68	2.0L 504	.0114	.0494	•	8187	•	.028
1972	1.3L 304	.0113	•	•	•	•	.028
1970-61	1.8L 404	.0114	.0494	•	8187	•	.024
6 CYLINDER ENGINES							
1990-87	2.8L 505	•	.0514	•	•	•	.025
1980-79	2.8L 604	•	.0514	•	•	•	.028
1978-77	2.7L 604	•	.0514	•	•	•	.028

MAKE YEAR	ENGINE/MODEL	U-GROOVE		BLISTER-PAK		HEADER PLUG	PLUG GAP
		STD.	RES.	STD.	RES.		
PININFARINA							
4 CYLINDER ENGINES							
1985-84	2.0L Spider	.0114	.0494	•	8187	•	.030
PLYMOUTH							
4 CYLINDER ENGINES							
2001-96	2.0L (C) SOHC	•	.0784	•	8191	•	.035
2000-96	2.4L (B,X) MPI 16 Valve	•	.0786	•	8192	•	.050
1999-96	2.0L DOHC Neon	.0114	.0494	•	8187	•	.050
1995-92	1.8L (C,D)	•	.0416	•	8189	•	.044
1995-92	91 CID 1.5L(A,K)	.0114	.0494	•	8187	•	.044
1995-86	153 CID 2.5L(J,K) EFI	.0116	.0496	•	8188	•	.035
1995-85	135 CID 2.2L(D,E) EFI & EFI Turbo	.0116	.0496	•	8188	•	.035
1994-90	122 CID 2.0L(E,F,R,V)	.0114	.0494	•	8187	•	.044
1994-90	122 CID 2.0L(U) Turbo	.0114	.0494	•	8187	•	.032
1994-89	1.8L(T,B)	.0114	.0494	•	8187	•	.044
1991-88	91 CID 1.5L(A,K,X)	.0114	.0494	•	8187	•	.040
	122 CID 2.0L(D,V)	.0114	.0494	•	8187	•	.040
1987-81	135 CID 2.2L (8,B,C) exc. EFI & EFI Turbo	.0116	.0496	•	8188	•	.035
1986-84	156 CID 2.6L(H) Turbo	.0114	.0494	•	8187	•	.040
1986-83	98 CID 1.6L (w/Peugeot Eng.)	.0116	.0496	•	8188	•	.035
1986-81	156 CID 2.6L (D,G) exc. Turbo	.0116	.0496	•	8188	•	.040
1983-78	105 CID 1.7L(A,B)	.0116	.0496	•	8188	•	.035
6 CYLINDER ENGINES							
1997	215CID 3.5L (F) MPI Prowler	•	.0736	•	8193‡	•	.035
1996-87	181 CID 3.0L Acclaim	.0116	.0496	•	8181	•	.044
1983-75	225 CID 3.7L (C,D,E,F,H)	•	.0577	•	8185	•	.035
1974-70	198 CID 3.2L(B)	.0117	•	•	•	•	.035
1974-60	225 CID 3.7L (B,C,E)	.0117	•	•	•	•	.035
1969-60	170 CID 2.8L(A)	.0117	•	•	•	•	.035
8 CYLINDER ENGINES							
1990-77	318 CID 5.2L(G,H, K,L,M,N,P,R,S)	.0116	.0496	•	8181	•	.035
1980-77	360 CID 5.9L (J,K,L)	.0116	.0496	•	8181	•	.035
1978-72	400 CID 6.6L (M,N,P)	.0137	.0437	8170	•	8197	.035
1978-67	440 CID 7.2L (J,K,L,T,U,V)	.0137	.0437	8170	•	8197	.035
1976-71	360 CID 5.9L (J,K,L)	.0116	.0496	•	8181	•	.035
1976-68	318 CID 5.2L(F,G)	.0117	•	•	•	•	.035
1975	440 CID 7.2L (U) Police	.0274	.0574	8171	8177	8198	.035
1973	340 CID 5.6L (H)	.0116	.0496	•	8181	•	.035
1972-68	340 CID 5.6L(H,P)	.0114	.0494	•	8187‡	•	.035
1971-67	426 CID 7.0L (J,R)	.0114	.0494	•	8187‡	•	.035

‡ Multiple display packs are required for this application.



U-GROOVE SPARK PLUGS

MAKE YEAR	ENGINE/MODEL	U-GROOVE		BLISTER-PAK		HEADER PLUG	PLUG GAP
		STD.	RES.	STD.	RES.		
8 CYLINDER ENGINES							
1971-60	383 CID 6.3L (G,H,L,N)	0137	0437	8170	•	8197	.035
1969-67	273 CID (D)	0116	0496	•	8181	•	.035
1967	318 CID (F)	0116	0496	•	8181	•	.035
	3/4 Reach						
	318 CID (F) 3/8 Reach						
	361 CID	0137	0437	8170	•	8197	.035
1967-65	273 CID (E)	0114	0494	•	8187	•	.035
	Hi Perf. 4bbl.						
1965-63	426 CID	0137	0437	8170	•	8197	.035
1959-58	All 8 Cyl.	0137	0437	8170	•	8197	.035
1957-55	All 8 Cyl.	0138	•	•	•	•	.035

PLYMOUTH IMPORT

4 CYLINDER ENGINES							
1995-86	153 CID 2.5L(K)	0116	0496	•	8188	•	.035
1998-94	2.0L Colt	•	0784	•	8191	•	.044
1995-86	1.5L Colt	0114	0494	•	8187	•	.044
1994-93	1.8L (C,P)	•	0786	•	8192	•	.044
1988-84	1.6L Turbo Colt	0113	•	•	•	•	.040
	2.0L Vista	0114	0494	•	8187	•	.040
1986-85	2.6L Turbo Conquest	0114	0494	•	8187	•	.040
	1.4L, 1.6L Colt	0114	0494	•	8187	•	.040
1984-83	1.4L, 1.6L Colt	0114	0494	•	8187	•	.040
1983-78	2.6L Sapporo	0116	0496	•	8188	•	.040
1982-79	1.4L, 1.6L Champ	0114	0494	•	8187	•	.040
	2.0L, 2.6L Arrow	0114	0494	•	8187	•	.040
1980-79	1.6L Arrow	0114	0494	•	8187	•	.040
1979-78	1.6L Sapporo	0114	0494	•	8187	•	.040
1977-76	1.6L Arrow	0114	0494	•	8187	•	.032
1975	1.6, 2.0L Twin Carb. Cricket	0114	0494	•	8187	•	.032
	1.6, 2.0L Cricket	0116	0496	•	8188	•	.032
1974	1.6, 2.0L Cricket	0114	0494	•	8187	•	.032
1973-71	1.6L Cricket	0114	0494	•	8187	•	.032

PLYMOUTH TRUCK

4 CYLINDER ENGINES							
2000-96	2.4L Grand Voyager	•	0786	•	8192	•	.044
1995-87	2.5L(D,J,K) EFI	0116	0496	•	8188	•	.035
1987-82	135 CID 2.2L (B,C)	0116	0496	•	8188	•	.035
	156 CID 2.6L (7,E,G,W)	0116	0496	•	8188	•	.040
1985-79	122 CID 2.0L (D,F,U)	0114	0494	•	8187	•	.040
	6 CYLINDER ENGINES						
2000-96	201 CID 3.3L (R) MPI	0116	0496	•	8181	•	.050
	183 CID 3.0L(3) MPI	0116	0496	•	8181	•	.040
1986-82	225 CID 3.7L(E,H)	•	0577	•	8185	•	.035
1981-78	225 CID 3.7L (B,E,N) HD	0274	0574	8171	8190	8198	.035
	225 CID 3.7L (B,E,N) LD	•	0577	•	8185	•	.035
1977	225 CID 3.7L(B) LD	0276	0576	•	8184	8199	.035

MAKE YEAR	ENGINE/MODEL	U-GROOVE		BLISTER-PAK		HEADER PLUG	PLUG GAP
		STD.	RES.	STD.	RES.		
6 CYLINDER ENGINES							
1976	225 CID 3.7L(B) CA	0274	0574	8171	8190	8198	.035
	225 CID 3.7L(B) LD exc. CA	0276	0576	•	8184	•	.035
1975	225 CID 3.7L(B)	0274	•	8171	8190	8198	.035
1974	225 CID 3.7L(B)	0116	0496	•	8181	•	.035
8 CYLINDER ENGINES							
1987	318 CID 5.2L(T) 2 bbl.	0116	0496	•	8181	•	.035
	1986-74 360 CID 5.9L (F,K,T,W)	0116	0496	•	8181	•	.035
1985-74	318 CID 5.2L (E,P,R)	0116	0496	•	8181	•	.035
1979-74	440 CID 7.2L(D)	0137	0437	8170	•	8197	.035
1979-78	440 CID 7.2L(D) HD	0274	0574	8171	8177	8198	.035
1978-74	400 CID 6.6L(J)	0137	0437	8170	•	8197	.035

PONTIAC

4 CYLINDER ENGINES							
2002-96	146CID 2.2L (4,T) MFI	•	0526	•	8176	P526S	.050
1999-96	146CID 2.4L	•	0526	•	8176	P526S	.060
1995-93	2.3L (A)	•	0784	•	8191	•	.035
1995-93	2.3L (D,3)	•	0784	•	8191	•	.035
1994-92	121 CID 2.0L(H)	0114	0494	•	8187	•	.045
1993-88	98 CID 1.6L(6)	0116	0496	•	8188	•	.050
1992-90	2.3L (A,D)	•	0786	•	8192	•	.035
1993-88	140 CID 2.3L(D)	•	0416	•	8189	•	.035
1991-88	151 CID 2.5L(R,U)	0274	0574	8171	8190	8198	.060
1990-87	121 CID 2.0L(M) Turbo	0113	•	•	•	•	.035
	121 CID 2.0L(K)	0116	0496	•	8188	•	.060
1987-84	98 CID 1.6L(C)	0274	0574	8171	8190	8198	.035
1986-84	111 CID 1.8(O) TBI	0116	0496	•	8188	•	.035
	111 CID 1.8L(J) MFI Turbo	0113	•	•	•	•	.035
1985-82	121 CID 2.0L(B,P)	0274	0574	8171	8190	8198	.035
1983-81	98 CID 1.6L(C)	0274	0574	8171	8190	8198	.035
1983-82	112 CID 1.8L(O)	0116	0496	•	8188	•	.035
1983-79	151 CID 2.5L (2,5,F,R)	•	0586	•	8186	•	.060
	112 CID 1.8L (G)	0274	0574	8171	8190	8198	.035
1977-76	140 CID 2.3L	0274	0574	8171	8190	8198	.035
	151 CID 2.5L	•	0586	•	8186	•	.060
1963-61	194 CID 3.2L	0137	0437	8170	•	8197	.035
6 CYLINDER ENGINES							
2003-94	3.1L, 3.4L	•	0526	•	8176	P526S	.045
2002-92	3.8L(1,L,K) MFI SFI Supercharged	•	0526	•	8176	P526S	.060
	3.4 (S)	0276	0576	•	8184	8199	.045
1995-92	3.4L(X) MFI	•	0516	•	•	•	.045
1995-90	3.0L 189 CID Transport	•	0574	•	8190	•	.045
	1993-92 3.3L(N) MFI	•	0516	•	•	•	.060
1992-90	189 CID 3.1L(D,T) Firebird	0274	0574	8171	8190	8198	.045
1990-88	189 CID 3.1L(T,V) Exc. Firebird	•	0514	•	•	•	.045
	231 CID 3.8L(C)	•	0516	•	•	•	.050

‡ Multiple display packs are required for this application.

U-GROOVE SPARK PLUGS



MAKE YEAR	ENGINE/MODEL	U-GROOVE		BLISTER-PAK		HEADER PLUG	PLUG GAP
		STD.	RES.	STD.	RES.		
6 CYLINDER ENGINES							
1989-87	173 CID 2.8L(W)	•	0514	•	•	•	.045
1989-85	173 CID 2.8L (9,S,X) MFI	0274	0574	8171	8190	8198	.045
1987	181 CID 3.0L(L)	•	0516	•	•	•	.045
	231 CID 3.8L(3)	•	0516	•	•	•	.045
	262 CID 4.3L(Z)	0276	0576	•	8184	8199	.035
1987-84	231 CID 3.8L(A)	•	0586	•	8182	•	.060
1986-85	262 CID 4.3L(Z) EFI	0274	0574	8171	8190	8198	.035
1984-80	173 CID 2.8L (I,L,X,Z)	0274	0574	8171	8190	8198	.045
1983-81	231 CID 3.8L(A)	•	0586	•	•	•	.080
1982	252 CID 4.1L(4)	•	0586	•	•	•	.080
1981-80	229 CID 3.8L(K)	0276	0576	•	8184	8199	.045
1980-79	231 CID 3.8L	•	0586	•	8182	•	.060
1976	250 CID 4.1L	•	0577	•	8185	•	.035
1974-70	250 CID 4.1L	•	0577	•	8185	•	.035
1969-67	230 CID 3.8L	•	•	•	•	•	•
	250 CID 4.1L	0116	0496	•	8181	•	.035
1966	230 CID 3.8L	0137	0437	8170	•	8197	.035
1965-64	215 CID	0116	0496	•	8181	•	.035
8 CYLINDER ENGINES							
2002-98	346 CID 5.6L (G) MFI	•	0526	•	8194	P5265	.050
1997-93	350 CID 5.7L (P) MPI	•	0526	•	8194	P5265	.050
1992-88	305 CID 5.0L(E,F)	0276	0576	8172	8179	8199	.035
	350 CID 5.7L(8)	0276	0576	8172	8179	8199	.035
1990-86	307 CID 5.0L(Y)	•	0416	•	8189‡	04165	.060
1987-86	305 CID 5.0L(F) TPI	0274	0574	8171	8177	8198	.035
	350 CID 5.7L(8) W/Iron Heads	0274	0574	8171	8177	8198	.035
	350 CID 5.7L(8) Aluminum Head	•	0416	•	8189‡	04165	.035
1986	305 CID 5.0L(G)	0274	0574	8171	8177	8198	.035
	305 CID 5.0L(H)	0276	0576	8172	8179	8199	.045
1985	305 CID 5.0L(F) TPI	0274	0574	8171	8177	8198	.045
1985-76	305 CID 5.0L (7,G,H,S)	0276	0576	8172	8179	8199	.045
1981	267 CID 4.4L(J)	0276	0576	8172	8179	8199	.045
1981-80	265 CID 4.3L(S)	•	0586	•	8180	8199	.060
	301 CID 4.9L (T,W)	•	0586	•	8180	8199	.060
1980-79	350 CID 5.7L(X)	•	0586	•	8180	8199	.060
1979-78	301 CID 4.9L(W) 4bbl.	•	0586	•	8180	8199	.060
1979-77	350 CID 5.7L(L)	0276	0576	8172	8179	8199	.045
	400 CID 6.6L(Z)	•	0586	•	8180	8199	.060
1977	350 CID 5.7L(P)	•	0586	•	8180	8199	.060
1976-75	350 CID 5.7L 4bbl.	•	0586	•	8180	8199	.060
	400 CID 6.6L 4bbl.	•	0586	•	8180	8199	.060
	455 CID 7.5L	•	0586	•	8180	8199	.060
1974	350 CID 5.7L 2bbl.	•	0577	•	•	•	.040
	350 CID 5.7L 4bbl.	0276	0576	8172	8179	8199	.040
1974-72	400 CID 6.6L 2bbl.	•	0577	•	•	•	.040
	400 CID 6.6L 4bbl.	0276	0576	8172	8179	8199	.040
	455 CID 7.5L	0276	0576	8172	8179	8199	.040

MAKE YEAR	ENGINE/MODEL	U-GROOVE		BLISTER-PAK		HEADER PLUG	PLUG GAP
		STD.	RES.	STD.	RES.		
8 CYLINDER ENGINES							
1973	307 CID 5.0L	•	0566	•	8178	•	.035
	350 CID 5.7L Exc. Ventura	•	0577	•	•	•	.040
	350 CID 5.7L Ventura	0276	0576	8172	8179	8199	.040
1972	307 CID 5.0L	•	0566	•	8178	•	.040
	350 CID 5.7L	•	0577	•	•	•	.040
1971	307 CID 5.0L	0276	0576	8172	8179	8199	.040
	400 CID 6.6L	0138	•	•	•	•	.035
	455 CID 7.5L	0138	•	•	•	•	.035
1971-70	350 CID	0138	•	•	•	•	.035
1970	400 CID Exc. Ram Air	0137	0437	8170	•	8197	.035
1970-68	400 CID Ram Air	0137	0437	8170	•	8197	.035
1969	350 CID 4bbl.	0138	•	•	•	•	.035
	350 CID 2bbl.	0137	0437	8170	•	8197	.035
1969-68	400 CID Exc. Ram Air	0138	•	•	•	•	.035
1969-67	428 CID	0137	0437	8170	•	8197	.035
1968	350 CID	0137	0437	8170	•	8197	.035
1967	400 CID	0138	•	•	•	•	.035
1967-63	326 CID	0137	0437	8170	•	8197	.035
1966-63	421 CID	0137	0437	8170	•	8197	.035
1966-60	389 CID	0137	0437	8170	•	8197	.035

PORSCHE

MAKE YEAR	ENGINE/MODEL	U-GROOVE		BLISTER-PAK		HEADER PLUG	PLUG GAP
		STD.	RES.	STD.	RES.		
4 CYLINDER ENGINES							
1993-92	3.0L 968	0115	•	•	•	•	.032
1991-89	3.0L 944S2	0113	•	•	•	•	.028
1989-87	2.5L 924S, 944, 944S 16V	0114	0494	•	8187	•	.028
1988-85	2.5L 944 Turbo	0114	0494	•	8187	•	.028
1986-83	2.5L 944	0116	0496	•	8188	•	.028
1982-80	2.0L 924 Turbo	0114	0494	•	8187	•	.028
1982-76	2.0L 924	0114	0494	•	8187	•	.028
	2.0L	0114	•	•	•	•	.028
1976	2.0L 912E	0114	0494	•	8187	•	.028
1976-73	1.8, 2.0L 914/4	0114	0494	•	8187	•	.024
6 CYLINDER ENGINES							
2002-96	3.4, 3.6L	•	0784	•	8191‡	•	.032
1989-84	3.2L 911, Carrera	0114	0494	•	8187‡	•	.028
1983-80	3.0L 911SC	0113	•	•	•	•	.028
1979-78	3.0L 911SC	0114	0494	•	8187‡	•	.032
	3.3L Turbo Carrera	0112	•	•	•	•	.024
1977-75	3.0L Turbo Carrera	0112	•	•	•	•	.024
1977-74	2.7L 911S	0113	•	•	•	•	.024
1975-73	2.7L Carrera	0142	•	•	•	•	.028
1973-72	2.4L 911S, 911E	0112	•	•	•	•	.024
	2.4L 911T w/Mech. Fuel Inj.	0113	•	•	•	•	.024
1972-70	2.0L 914/6	0113	•	•	•	•	.024
1971-70	2.2L 911S, 911E	0112	•	•	•	•	.024
	2.2L 911T	0113	•	•	•	•	.024
1969	2.0L 911S	0112	•	•	•	•	.024
	2.0L 911T	0113	•	•	•	•	.024
1968-66	2.0L 911 160HP	0113	•	•	•	•	.024

‡ Multiple display packs are required for this application.



U-GROOVE SPARK PLUGS

MAKE YEAR	ENGINE/MODEL	U-GROOVE		BLISTER-PAK		HEADER PLUG	PLUG GAP
		STD.	RES.	STD.	RES.		
8 CYLINDER ENGINES							
1995-85	5.0L 928S, S4, GT, 5.4L	0114	0494	•	8187‡	•	.028
1984-78	4.5L, 4.7L	0114	0494	•	8187‡	•	.028
RENAULT							
4 CYLINDER ENGINES							
1987	1.4L (D,E) MPI Alliance	0116	0496	•	8188	•	.032
	1.7L TBF1 Alliance	0114	0494	•	8187	•	.032
	2.0L TBF1 GTA	0114	0494	•	8187	•	.032
	2.2L TBF1 Medallion	•	0514	•	•	•	.025
1986-85	1.7L Reliance, Encore	0114	0494	•	8187	•	.025
1986-83	1.4L FI Alliance, Encore	0116	0496	•	8188	•	.032
1986-82	1.6L Turbo Fuego	0142	0442	•	•	•	.025
1983-82	1.6L Fuego	0114	0494	•	8187	•	.025
1983-81	1.6L R18i	0114	0494	•	8187	•	.025
1979-78	1.6L R17 Gordini	0113	•	•	•	•	.025
1977-76	1.6L R17 Gordini	0142	0442	•	•	•	.025
1977-75	1.6L R12, R17 TL	0114	0494	•	8187	•	.025
1976-75	1.6L R15 TL	0114	0494	•	8187	•	.025
1975	1.6L R17 Gordini	0113	•	•	•	•	.025
1974-72	1.6L EFI R17 Gordini	0142	0442	•	•	•	.025
1971-70	1.3L R10	0154	•	•	•	•	.025
SAAB							
4 CYLINDER ENGINES							
1994-91	2.1L 2.3L 900	•	0416	•	8189	•	.026
1991-89	2.0L 900S	•	0416	•	8189	•	.026
1988	2.0L 900	0115	•	•	•	•	.028
1987	2.0L 900	0114	0494	•	8187	•	.028
1986-78	2.0L 8 Valve 900	0114	0494	•	8187	•	.028
1985-79	2.0L Turbo 900	0114	0494	•	8187	•	.028
1980-69	2.0, 1.85, 1.7L 99	0114	0494	•	8187	•	.028
1979-78	2.0L Turbo 99	0114	0494	•	8187	•	.028
1974-67	Reach V4 95, 96 Sonnet	0114	0494	•	8187	•	.028
1968-67	Reach V4 95, 96, Sonnet	•	0453	•	•	•	.028
SATURN							
4 CYLINDER ENGINES							
2002-00	2.2L	•	0786	•	8192	•	.090
2002-99	1.9L all models	•	0416	•	8189	•	.049
1998-91	1.9L all models	•	0786	•	8192	•	.040
6 CYLINDER ENGINES							
2002-00	3.0L	•	0784	•	8191‡	•	.032
SUBARU							
4 CYLINDER ENGINES							
2002-91	1.8L, 2.2L, 2.5L MPI Impreza/Legacy (EJ22E, EJ22EZ)	•	0784	•	8191	•	.044
1998-96	2.5L (EJ25D) MPI (DOHC)	•	0786	•	8192	•	.044
1995-87	1.2L I200	0114	0494	•	8187	•	.044
1992-85	1.8L 1800, Turbo	0114	0494	•	8187	•	.044
1988-81	1.6L (EA71) 1600	0114	0494	•	8187	•	.044

MAKE YEAR	ENGINE/MODEL	U-GROOVE		BLISTER-PAK		HEADER PLUG	PLUG GAP
		STD.	RES.	STD.	RES.		
4 CYLINDER ENGINES							
1980	1.8L (EA81) 1800	0114	0494	•	8187	•	.044
	1.8L (EA81) 1800	0114	0494	•	8187	•	.032
1980-76	1.6L (EA71) 1600	0114	0494	•	8187	•	.032
1976-73	1.4L (EA63) 1400	0114	0494	•	8187	•	.032
1972-71	1.3L (EA62) 1300	0114	0494	•	8187	•	.032
1970-69	1.1L (EA61) 1100	0114	0494	•	8187	•	.032
6 CYLINDER ENGINES							
1997-92	3.3L (EG33d) MPI (DOHC)	•	0784	•	8191‡	•	.044
SUBARU TRUCK							
4 CYLINDER ENGINES							
2002-96	2.5L (EJ25D) MPI (DOHC)	•	0786	•	8192	•	.044
	2.2L (EJ22E) MPI (SOHC)	•	0784	•	8191	•	.044
1987-81	1.8L(EA81) 1800	0114	0494	•	8187	•	.044
1980-78	1.6L(EA71) 1600	0114	0494	•	8187	•	.032
SUZUKI							
4 CYLINDER ENGINES							
2002-96	1.8L EFI, 1.6L	•	0784	•	8191	•	.032
1998-95	1.6L Sidekick	•	•	•	•	•	•
1998-95	1.3L 16V Esteem (G13S)	•	0784	•	8191	•	.032
1994-93	1.3L Swift	0114	0494	•	8187	•	.044
1992-89	1.3L Swift	0116	0496	•	8188	•	.044
	1.3L Swift DOHC	0113	•	•	•	•	.032
SUZUKI TRUCK							
4 CYLINDER ENGINES							
1998-96	1.8L EFI	•	0784	•	8191	•	.032
1994-86	1.3L Samurai	0116	0496	•	8188	•	.032
1994-89	1.6L Sidekick exc. 16 Valve inc. 16 Valve to '92	0116	0496	•	8188	•	.032
		•	0784	•	8191	•	.032
6 CYLINDER ENGINES							
2002-01	2.7L	•	0786	•	8192‡	•	.044
2001-99	2.5L	•	0784	•	8191‡	•	.044
TOYOTA							
4 CYLINDER ENGINES							
2002-92	2.2L(5SFE) Camry, MR2, Celica	•	0784	•	8191	•	.044
1998-96	1.5L (5EFE) EFI (DOHC)	•	0786	•	8192	•	.032
	1.6L (G16S, G16T) EFI	•	0784	•	8191	•	.032
1997-94	1.8L (7AFE) Celica	•	0786	•	8192	•	.032
1997-96	2.4L (2TZFE) EFI Supercharged	•	0784	•	8191	•	.044
1997-93	1.6L & 1.8L (1ZZFE, 4AFE, 7AFE) Corolla EFI	•	0786	•	8192	•	.032
1996-90	2.0L (3SGTE, 3SFE) Turbo's EFI	•	0784	•	8191	•	.032
1996-87	1.5L(3E, 3E-E) Tercel	0116	0496	•	8188	•	.044
1993-90	1.6L (4A-FE) Celica	•	0416	•	8189	•	.032
1992-89	1.6L (4A-FE) Corolla	•	0416	•	8189	•	.032
1991-90	2.2L	•	0786	•	8192	•	.044
1991-90	2.0L (3S-FE) Camry	•	0416	•	8189	•	.044

‡ Multiple display packs are required for this application.

U-GROOVE SPARK PLUGS



MAKE YEAR	ENGINE/MODEL	U-GROOVE		BLISTER-PAK		HEADER PLUG	PLUG GAP
		STD.	RES.	STD.	RES.		
4 CYLINDER ENGINES							
1989-87	2.0L (35-FE, 35-GE) Camry, Celica	•	0416	•	8189	•	.044
1989-84	1.6L (4A-C, -LC,-F) Corolla	0116	0496	•	8188	•	.044
1988-87	2.0L (35-GEL) Celica	•	0416	•	•	•	.044
1986	2.0L (25-E) Celica	0116	0496	•	8188	•	.044
1986-83	2.0L (25-E) Camry	0116	0496	•	8188	•	.044
1986-81	1.5L (3A-C,3E) Tercel	0116	0496	•	8188	•	.044
1985-83	2.4L (22R-E) Celica	0116	0496	•	8188	•	.032
1984-83	1.3L (4K-E) Starlet, w/4-speed manual. trans.	0116	0496	•	8188	•	.044
1983-81	2.4L (22R) Celica	0116	0496	•	8188	•	.032
1982	1.3L (4K-C) Starlet CA	0116	0496	•	8188	•	.032
1982-81	2.4L (22R) Corona	0116	0496	•	8188	•	.032
1982-80	1.8L (3T-C) Corolla	0116	0496	•	8188	•	.044
1981-80	1.3L (4K-C) Starlet	0116	0496	•	8188	•	.032
1980-75	2.2L (20R) Corona, Celica	0116	0496	•	8188	•	.032
1979-71	1.2L (3K-C), 1.6L (2T-C) Corolla	0116	0496	•	8188	•	.032
1974-72	2.0L (18R-C)w/EGR, Corona, Celica	0116	0496	•	8188	•	.032
1974-72	2.0L (18R-C) w/o EGR Celica, Corona	0114	0494	•	8187	•	.032
1973	1.6L (2T-C) Carina	0116	0496	•	8188	•	.032
1972-70	2.0L (18R-C) Mark II.	0116	0496	•	8188	•	.032
1971	1.9L (8R-C) Corona	0114	0494	•	8187	•	.032
1970-68	1.9L (8R-C) Mark II.	0114	0494	•	8187	•	.032
1970	1.9L (3R-C) Corona	0114	0494	•	8187	•	.032
6 CYLINDER ENGINES							
2002-94	3.0L (1MZF) Avalon, Camry	•	0784	•	8191‡	•	.044
1998-94	3.0L (2JZGE) Supra (ex turbo)	•	0786	•	8192‡	•	.044
1996-94	3.0L (2JZGTE) Supra (turbo)	•	0784	•	8191‡	•	.044
1993-86	3.0L (7M-GE) Supra	•	0416	•	8189‡	•	.044
1992-89	3.0L (7M-GE) Cressida	•	0416	•	8189‡	•	.044
1988-83	2.8L (5M-GE) Cressida	0116	0496	•	8188	•	.044
1985-83	2.8L (5M-GE) Supra	0116	0496	•	8188	•	.044
1982	2.8L (5M-GE) Cressida, Supra	0116	0496	•	8188	•	.032
1981	2.8L (5M-E) Cressida, Supra	0116	0496	•	8188	•	.032
1980-79	2.8L (4M-E) Supra	0116	0496	•	8188	•	.032
	2.8L (4M-E) Cressida	0116	0496	•	8188	•	.032
1976-70	2.6L (4M) Mark II.	0116	0496	•	8188	•	.032
1973-72	2.3L (2M) Mark II.	0116	0496	•	8188	•	.032
	2.6L (4M) Crown	0116	0496	•	8188	•	.032

MAKE YEAR	ENGINE/MODEL	U-GROOVE		BLISTER-PAK		HEADER PLUG	PLUG GAP
		STD.	RES.	STD.	RES.		
TOYOTA TRUCK							
4 CYLINDER ENGINES							
2002-96	2.7L (3RZFE) EFI	•	0786	•	8192	•	.032
	2.0L (3SFE) Rav 4.	•	0784	•	8191	•	.044
2002-97	2.4L (2RZFE) EFI	•	0786	•	8192	•	.032
1996-91	2.4L (2TZ-FE) Previa (ex turbo)	•	0786	•	8192	•	.044
1996-95	2.4L (2TZFE) turbo Previa	•	0784	•	8191	•	.044
1996-93	2.4L (3RZFE) T-100 Pickup	•	0786	•	8192	•	.032
1995-81	2.4L(22R 22R-E, 22R-TE) Pickup, 4X4, 4Runner	0116	0496	•	8188	•	.032
1989-86	2.2L(4Y-EC) Van	0116	0496	•	8188	•	.044
1985-84	2.0L(3Y-EC) Van	0116	0496	•	8188	•	.044
1980-75	2.2L(20R) Pickup & 4X4.	0116	0496	•	8188	•	.032
1974-73	2.0L(18R-C) Pickup CA w/EGR	0116	0496	•	8188	•	.032
1974-71	2.0L(18R-C) Pickup	0114	0494	•	8187	•	.032
TOYOTA TRUCK							
6 CYLINDER ENGINES							
2002-96	3.4L (5VZFE) EFI	•	0786	•	8192‡	•	.032
1997-94	4.5L (1FZFE) Landcruiser	•	0786	•	8192‡	•	.032
1996-88	3.0L (3VZ-FE) 4-Runner	•	0786	•	8192‡	•	.032
1995-93	3.0L (3VZF) P/U, T100	•	0786	•	8192‡	•	.032
1992-91	4.0L(3F-E) Land Cruiser.	0116	0496	•	8181	•	.044
1990-88	4.0L(3F-E) Land Cruiser.	0116	0496	•	8181	•	.032
1987-68	3.9L, 4.2L(F, 2F) Land Cruiser.	•	•	•	•	•	.035
TRIUMPH							
4 CYLINDER ENGINES							
1981-75	2.0L TR-7	0116	0496	•	8188	•	.025
1981-73	1.5L Spitfire	0116	0496	•	8188	•	.025
1972-65	1.3L Spitfire, MK III, IV with 3/4 Reach.	0114	0494	•	8187	•	.025
6 CYLINDER ENGINES							
1976-68	2.5L TR-6	0114	0494	•	8187‡	•	.025
1974-66	2.0L GT-6	0114	0494	•	8187‡	•	.025
8 CYLINDER ENGINES							
1981-79	3.5L TR-8	0116	0496	•	8181	•	.025
1974-70	3.0L Stag	0116	0496	•	8181	•	.025
VOLKSWAGEN							
4 CYLINDER ENGINES							
2002-00	1.8LT, 2.0L	•	0784	•	•	•	.028
1999-96	2.0L (ABA) EFI	•	0786	•	8192	•	.028
1995-90	2.0L	•	0784	•	8191	•	.028
1992-89	1.8L Fox	0113	•	•	•	•	.032
	1.8L Cabriolet, Golf, Jetta	0114	0494	•	8187	•	.028
	1.8L Corrado	0114	0494	•	8187	•	.028

‡ Multiple display packs are required for this application.



U-GROOVE SPARK PLUGS

MAKE YEAR	ENGINE/MODEL	U-GROOVE		BLISTER-PAK		HEADER PLUG	PLUG GAP
		STD.	RES.	STD.	RES.		
4 CYLINDER ENGINES							
1988	1.8L Fox, Golf, Scirocco, Jetta	0113	•	•	•	•	.032
1987-86	1.8L Scirocco, Cabriolet	0114	.0494	•	8187	•	.032
1987-85	1.8L Golf, GTI Jetta GLI	0114	.0494	•	8187	•	.032
1985	1.8L Scirocco Cabriolet	0114	.0494	•	8187	•	.028
1984	1.8L Jetta GLI	0114	.0494	•	8187	•	.028
1984-83	1.8L Rabbit Scirocco	0114	.0494	•	8187	•	.028
1984-81	1.7L Rabbit, Scirocco, Jetta	0114	.0494	•	8187	•	.028
1983-82	1.7L Quantum	0114	.0494	•	8187	•	.028
1983-81	2.0L Air Cooled Vanagon, Transporter	0146	•	•	•	•	.028
1980	1.6L Rabbit, Scirocco, Dasher, Jetta	0114	.0494	•	8187	•	.028
1979-75	1.5, 1.6L Rabbit, Scirocco	0114	.0494	•	8187	•	.028
1979-74	1.5, 1.6L Dasher	0114	.0494	•	8187	•	.028
5 CYLINDER ENGINES							
1988	2.2L Quantum	0113	•	•	•	•	.032
1986	2.15L Quantum	0114	.0494	•	•	•	.032
1985-83	2.15L Quantum CA	0114	.0494	•	•	•	.032
	2.15L Quantum, exc. CA	0114	.0494	•	•	•	.028
6 CYLINDER ENGINES							
2002-00	2.8L (AFP)	•	0784	•	8191‡	•	.028
1999-96	2.8L (AAA) EFI (DOHC)	•	0786	•	8192‡	•	.028
1995-92	2.8L Passat, Corrado, Jetta	•	0784	•	8191‡	•	.028
		•	0784	•	8191‡	•	.028

VOLKSWAGEN TRUCK

4 CYLINDER ENGINES							
1985-83	1.8L Pickup	0114	.0494	•	8187	•	.028
1984-81	1.7L Pickup	0114	.0494	•	8187	•	.028
1980-75	1.5, 1.6L Pickup	0114	.0494	•	8187	•	.028
1972-60	1.2, 1.3, 1.6L	•	•	•	•	•	•

MAKE YEAR	ENGINE/MODEL	U-GROOVE		BLISTER-PAK		HEADER PLUG	PLUG GAP
		STD.	RES.	STD.	RES.		
5 CYLINDER ENGINES							
1992	2.5L Eurovan	•	0494	•	8187‡	•	.024
6 CYLINDER ENGINES							
2002-97	2.8L (AES) EFI	•	0786	•	8192‡	•	.028

VOLVO

4 CYLINDER ENGINES							
1996-90	2.3L (B230F, B234FS, B230FT) 8, 16 Valve, Turbo	0114	.0494	•	8187	•	.028
1989	2.3L 240, 740	0114	.0494	•	8187	•	.028
1988-87	2.3L 240DL, GL, 740 GLE	0114	.0494	•	8187	•	.028
	2.3L 740, 760 Turbo	0114	.0494	•	8187	•	.028
1987-80	2.8L 760, 780	•	0514	•	•	•	.028
1986-85	2.3L (B230F) 2.3L (B230FT) Turbo	0114	.0494	•	8187	•	.028
		0114	.0494	•	8187	•	.028
1985-81	2.1L (B21FT) Turbo	0114	.0494	•	8187	•	.028
1984-83	2.3L (B23F)	0114	.0494	•	8187	•	.028
1984-82	2.3L (B23E)	0114	.0494	•	8187	•	.028
1983-82	2.1L (B21A)	0114	.0494	•	8187	•	.028
1983-76	2.1L (B21F)	0114	.0494	•	8187	•	.028
1979-76	2.7L (B27F) 260	•	0514	•	•	•	.028
1972-71	2.0L (B20E) 140	•	0453	•	•	•	.028
1972-70	2.0L (B20E) 1800	•	0453	•	•	•	.028
5 CYLINDER ENGINES							
1998-93	2.4L 850	•	0784	•	8191‡	•	.028
6 CYLINDER ENGINES							
1995-93	2.9L 960, 940	•	0784	•	8191‡	•	.028
1990	2.8L(B280F)	•	0514	•	•	•	.024
1989-87	2.8L 760, 780	•	0514	•	•	•	.024
1986-81	2.8L(B28F) 760	•	0514	•	•	•	.028
1980	2.8L(B28F)	•	0514	•	•	•	.028
1979-76	2.7L(B27F) 260	•	0514	•	•	•	.028

‡ Multiple display packs are required for this application.

SPARK PLUGS CROSS REFERENCE



AC-DELCO	ACCEL S/P
121XLS	0882
40TS	0272
41-910	0526 / P526S
41-919	0526 / P526S
41-921	0526 / P526S
41-928	0526 / P526S
41-929	0526 / P526S
41-931	0526 / P526S
41-932	0526 / P526S
41-940	0526 / P526S
41-942	0526 / P526S
41-942	0526 / P526S
41-943	0526 / P526S
41-947	0526 / P526S
41-948	0526 / P526S
41-950	0526 / P526S
41XL	0141
41XLS	0112
42S	0134
42TS	0274
42XL	0143
42XLS	0113
43	0124
43LS	0166
43N	0143
43S	0134
43TS	0274
43XL	0143
43XLS	0115
43XLS	0114
44	0124
44N	0143
44NS	0116
44NS	0116
44S	0137
44TS	0276
44XL	0143
44XLS	0116
44XLS	0116
45L	0168
45LS	0168
45NS	0117
45NS	0117
45S	0137
45TS	0276 / 0276S
45XL	0146
45XLS	0117
46N	0146
46S	0138
46TS	0276 / 0276S
46XL	0146
83TS	0375
84T	0378
84TS	0378
85T	0378
85TS	0378

AC-DELCO	ACCEL S/P
B43	0124
C42-1	0123
C42N	0143
C43	0124
C43L	0166
C43N	0143
C44	0124
C44N	0143
C44NS	0116
C44S	0137
C45L	0168
C82T	0375
C85TS	0378
CR42N	0143
CR42TS	0274
CR43	0124
CR43N	0143
CR43S	0134
CR43TS	0574 / 0574S
CR43TSM	0574 / 0574S
CR44N	0143
CR44NS	0496
CR45L	0168
CR45TS	0576 / 0576S
FR1LS	0784
FR2LS	0784
FR3CLS	0416 / 0416S
FR3LM	0736
FR3LS	0416 / 0416S
FR3LS6	0416 / 0416S
FR3LSK	0786
FR4LE	0736
FR5LS	0416 / 0416S
M41K	0123
M43S	0134
M44C	0124
M44L	0168
MR441	0566
R121CXLS	0882
R121XLS	0882
R41CXL	0141
R41XL	0141
R42CFS	0453
R42CLTS	0514
R42CLTS6	0524 / P524S
R42CTS	0574 / 0574S
R42CXL	0143
R42CXLS	0494
R42FS	0453
R42LTS	0514
R42LTS6	0524 / P524S
R42LTSM	0514
R42NS	0113
R42S	0134
R42TS	0574 / 0574S

AC-DELCO	ACCEL S/P
R42TSM	0574 / 0574S
R42XL	0143
R42XLS	0494
R42XLS6	0494
R42XLSM	0494
R43	0124
R43C	0124
R43CS	0437 / 0437S
R43CTS	0574 / 0574S
R43CTS6	0574 / 0574S
R43CXL	0143
R43CXLS	0494
R43LTS	0514
R43LTSE	0514
R43LTSX	0524 / P524S
R43N	0143
R43NS	0494
R43NTS6	0524 / P524S
R43NTSE	0514
R43S	0437 / 0437S
R43TS	0574 / 0574S
R43TS6	0574 / 0574S
R43TSK	0574 / 0574S
R43TSX	0574 / 0574S
R43XL	0143
R43XLS	0494
R44CXL	0143
R44CXLS	0496
R44LT	0496
R44LTS	0516
R44LTS6	0526 / P526S
R44LTS6K	0526 / P526S
R44LTSM	0516
R44N	0146
R44NS	0496
R44NTSE	0516
R44S	0437 / 0437S
R44SX	0437 / 0437S
R44T	0566
R44TS	0576 / 0576S
R44TS8	0596
R44TSX	0586
R44TX	0566
R44XL	0143
R44XLS	0496
R44XLS6	0496
R44XLSE	0997
R44XLSM	0736
R45NSX	0496
R45NTSE	0516
R45S	0437 / 0437S
R45SX	0496
R45T	0566
R45TS	0576 / 0576S
R45TS8	0596

AC-DELCO	ACCEL S/P
R45TSX	0586
R45XL	0146
R45XLS	0496
R45XLS6	0496
R46LTS	0516
R46S	0138
R46SX	0498
R46SZ	0498
R46T	0566
R46TS	0577
R46TSX	0577
R46TX	0566
R47S	0138
R47SX	0138
R83CTS	0675
R83TS	0675
R84TS	0378
R84TSX	0378
R85TS	0378
R86TS5	0378
S40XL	0761
S40XLR	0761
S41XL	0761
S41XLR	0761
S42	0123
S42XL	0143
S42XLR	0143
S43XL	0143
S43XLR	0143
S44	0124
S44XL	0143
436T	0262
436TS	0272
438LT	0951
438LTS	0951
438T	0263
440T	0265

AUTOLITE	ACCEL S/P
AP605	0526 / P526S
AP606	0526 / P526S
APS245	0526 / P526S
API06	0526 / P526S
API04	0524 / P524S
103	0514
104	0514
105	0516
106	0516
115	0375
117	0378
13	0274
131	0261
132	0262
133	0263
134	0265



SPARK PLUGS CROSS REFERENCE

AUTOLITE	ACCEL S/P	AUTOLITE	ACCEL S/P	AUTOLITE	ACCEL S/P	BOSCH	ACCEL S/P
12	0272	3923	0784	646	0117	F8LCR	0416 / 0416S
14	0274	3924	0784	65	0496	F9DCO	0416 / 0416S
146	0566	3925	0786	66	0117	FR10DCX	0416 / 0416S
147	0566	3926	0786	664	0574 / 0574S	FR10DX	0416 / 0416S
15	0576 / 0576S	393	0143	665	0576 / 0576S	FR10DX	0416 / 0416S
156	0378	394	0143	666	0576 / 0576S	FR8DCX	0416 / 0416S
16	0276 / 0276S	395	0146	667	0577	FR8DCY	0416 / 0416S
166	0378	396	0146	67	0117	FR8DPX	0786
175	0137	402	0143	683	0265	FR8DS	0786
203	0574 / 0574S	403	0143	687	0566	FR8DX	0416 / 0416S
215	0166	404	0143	724	0574 / 0574S	FR8HP	0736
216	0168	405	0146	725	0576 / 0576S	FR8LCX	0784
217	0168	4053	0141	726	0576 / 0576S	FR8LPX	0784
218	0168	4054	0142	72	0133	FR9DCO	0416 / 0416S
2243	0124	4055	0143	71	0132	FR9HC	0736
225	0168	4056	0143	727	0577	H10B	0276 / 0276S
23	0574 / 0574S	406	0146	73	0134	H10BC	0276 / 0276S
24	0574 / 0574S	4063	0141	74	0134	H6B	0274
25	0576 / 0576S	4133	0742	745	0378	H6BC	0274
2543	0514	4143	0842	746	0378	H6D	0514
2544	0514	4153	0882	75	0137	H6DC	0514
2545	0516	4163	0882	76	0137	H7D	0514
2546	0516	4251	0142	763	0516	H7DC	0514
2585	0997	4253	0116	764	0514	H7DCO	0514
2593	0763	4263	0494	765	0516	H7LDCR	0514
2594	0763	4265	0496	766	0516	H8B	0276 / 0276S
26	0576 / 0576S	4275	0137	767	0516	H8BC	0276 / 0276S
2611	0761	437	0168	77	0138	H8DC	0514
2612	0141	44	0675	84	0134	H8DCO	0514
2613	0142	45	0378	85	0437 / 0437S	H9B	0276 / 0276S
2614	0143	46	0378	86	0437 / 0437S	H9BC	0276 / 0276S
2615	0143	483	0514	864	0514	HR10A	0566
2616	0143	494	0166	865	0516	HR10AC	0566
2675	0166	495	0166	884	0524 / P524S	HR10ACY	0566
2676	0168	497	0168	907	0784	HR10AY	0566
2677	0168	51	0111	908	0526 / P526S	HR10B	0577
294	0124	5125	0675	915	0736	HR10BC	0577
2976	0124	5143	0514	92	0951	HR10BCX	0577
302	0124	5144	0514	93	0951	HR10BCY	0577
303	0124	5164	0514	925	0736	HR10BCZ	0577
313	0123	5184	0416	945	0514	HR10BY	0577
314	0124	52	0112	985	0514	HR10HCO	0516
315	0124	53	0113	996	0168	HR10LCO	0506 / 0516
3243	0524 / P524S	54	0114			HR5DC	0514
3244	0524 / P524S	55	0116			HR6B	0574 / 0574S
3263	0263	56	0117			HR6BC	0574 / 0574S
3265	0265	565	0437 / 0437S			HR6BP	0574 / 0574S
33	0375	566	0437 / 0437S			HR6D	0514
34	0375	601	0526 / P526S			HR6DC	0514
35	0378	602	0784			HR6DP	0514
353	0123	603	0786			HR6DS	0514
354	0124	604	0524 / P524S			HR7DC	0514
355	0124	605	0526 / P526S			HR8A	0566
36	0378	63	0494			HR8AC	0566
3606	0586	64	0494			HR8ACY	0566

BOSCH	ACCEL S/P
D7B	0375
D7BC	0375
DR10GCO	0378
DR7BC	0675
DR8B	0378
DR8BC	0378
DR8BP	0378
DR8BPX	0378
DR9BPX	0378
F8DC	0416 / 0416S

SPARK PLUGS CROSS REFERENCE



BOSCH	ACCEL S/P
HR8AP	0566
HR8APY	0566
HR8AY	0566
HR8B	0576 / 0576S
HR8BC	0576 / 0576S
HR8BCY	0586
HR8BP	0566
HR8BPX	0566
HR8BPY	0566
HR8BPZ	0566
HR8BY	0586
HR8DCX	0516
HR8DPX	0516
HR8HPO	0514
HR8LCO	0514
HR8LPO	0514
HR9A	0566
HR9AC	0566
HR9ACY	0566
HR9APX	0566
HR9AY	0566
HR9B	0576 / 0576S
HR9BC	0576 / 0576S
HR9BCX	0586
HR9BCY	0586
HR9BP	0576 / 0576S
HR9BPX	0586
HR9BPY	0586
HR9BX	0586
HR9BY	0586
HR9D	0516
HR9DC	0516
HR9DCX	0526 / P526S
HR9DCY	0526 / P526S
HR9DPX	0516
HR9HCO	0516
HR9LCO	0514
W10F	0138
W10FC	0138
W2C	0141
W2CC	0141
W2OCO	0141
W2D	0111
W3C	0142
W3CO	0142
W3CC	0142
W3CS	0141
W3D	0112
W3DPO	0142
W4C	0143
W4CI	0142
W4C2	0143
W4C3	0142
W4CC	0143
W4CS	0142

BOSCH	ACCEL S/P
W4DPO	0113
W4E2	0123
W5C	0143
W5CC	0143
W5CCX	0143
W5CS	0143
W5D	0113
W5DI	0113
W5DC	0113
W5DPO	0113
W5E	0123
W5EC	0123
W6D	0114
W6DI	0114
W6DC	0114
W6DPO	0115
W7C	0143
W7CC	0143
W7CCO	0143
W7CCX	0143
W7CX	0143
W7D	0114
W7DC	0114
W7DCO	0115
W7DCO	0114
W7DTC	0113
W7E	0124
W7EC	0124
W7F	0134
W7FC	0134
W8C	0146
W8CC	0146
W8CO	0146
W8D	0116
W8DC	0116
W8DCO	0116
W8DCX	0116
W8DTC	0496
W8DX	0116
W8E	0124
W8EC	0124
W8F	0137
W8FC	0137
W8LCR	0496
W8LPR	0496
W9AO	0168
W9D	0117
W9DC	0117
W9DCO	0117
W9F	0137
W9FC	0137
WR10F	0138
WR10FC	0138
WR4CC	0143
WR4CP	0142
WR4DPO	0113

BOSCH	ACCEL S/P
WR5CC	0143
WR5CP	0143
WR5DC	0113
WR5DP	0113
WR5DS	0113
WR6D	0494
WR6DC	0494
WR6DP	0494
WR6DS	0494
WR7CC	0143
WR7CCX	0143
WR7CP	0143
WR7CPX	0143
WR7CPX	0143
WR7D	0494
WR7DC	0494
WR7DC	0494
WR7DCX	0494
WR7DP	0494
WR7DPX	0494
WR7DS	0494
WR7DTC	0113
WR7EC	0124
WR7F	0134
WR8CP	0146
WR8D	0496
WR8DC	0496
WR8DCX	0496
WR8DP	0496
WR8DPX	0496
WR8DPY	0496
WR8DS	0496
WR8EC	0124
WR8F	0437 / 0437S
WR8FC	0437 / 0437S
WR8FP	0437 / 0437S
WR8FPY	0437 / 0437S
WR8FPZ	0437 / 0437S
WR9CC	0146
WR9D	0117
WR9DC	0117
WR9DCY	0117
WR9DP	0117
WR9DPX	0117
WR9DS	0117
WR9DY	0117
WR9EC	0124
WR9F	0437 / 0437S
WR9FC	0437 / 0437S
WR9FCY	0437 / 0437S
WR9FCZ	0437 / 0437S
WR9FP	0437 / 0437S
WR9FPY	0437 / 0437S
WR9FPZ	0437 / 0437S
WR9FY	0437 / 0437S
WR9HC	0736

BOSCH	ACCEL S/P
XR2CS	0842
XR4CS	0842
F8DC4	0416 / 0416S
W3F	0132
W5F	0132
H4B	0272

CHAMPION	ACCEL S/P
BL6	0265
BL5	0265
BL3	0263
BL4	0263
BL57	0261
BL60	0262
BL7Y	0272
BL11Y	0274
BL13Y	0276 / 0276S
BL9Y	0274
BN7Y	0514
BN9Y	0514
C12YCC	0416 / 0416S
C57YC	0761
C59YC	0762
C61YC	0763
C63YC	0765
C59JC4	0762
C57JC4	0761
F11Y	0378
F11YC	0378
F7Y	0375
F7YC	0375
F9Y	0375
F9YC	0375
FN14LY	0736
H10	0168
H10C	0168
H10J	0168
H11	0168
H12	0168
H8	0166
H8C	0166
H8J	0166
J10Y	0134
J11Y	0137
J12Y	0137
J12YC	0137
J13Y	0137
J14Y	0137
J14YC	0137
J18Y	0138
J18YC	0138
J4C	0123
J4J	0123
J5	0123
J6	0124
J6C	0124



SPARK PLUGS CROSS REFERENCE

CHAMPION	ACCEL S/P	CHAMPION	ACCEL S/P	CHAMPION	ACCEL S/P	CHAMPION	ACCEL S/P
J6J	0124	N7YC	0113	RF9Y	0675	RN9YC	0494
J7	0124	N84	0141	RF9YC	0675	RN9YC4	0494
J7J	0124	N84G	0141	RFN14LY	0736	RS10LC	0514
J8	0124	N86	0142	RJ10Y	0134	RS12YC	0526 / P526S
J8	0124	N86G	0141	RJ11Y	0437 / 0437S	RS12YC6	0526 / P526S
J8C	0124	N87G	0142	RJ12Y	0437 / 0437S	RS13LYC	0514
J8C	0124	N8GY	0113	RJ12Y6	0437 / 0437S	RS15LYC	0526 / P526S
J8J	0124	N8L	0736	RJ12YC6	0437 / 0437S	RS14YC	0516
J8J	0124	N8Y	0113	RJ13Y	0437 / 0437S	RS16YC	0516
N10Y	0114	N9Y	0115	RJ14YC	0437 / 0437S	RS9YC	0514
N11Y	0116	N9Y	0114	RJ18Y	0138	RV12C	0566
N11YC	0116	N9Y4	0194	RJ18YC	0138	RV12C6	0566
N11YC4	0116	N9YC	0114	RJ6	0124	RV12YC	0574 / 0574S
N12Y	0116	QL82YC	0453	RJ6C	0124	RV12YC6	0574 / 0574S
N12YC	0116	QN2	0141	RJ6J	0124	RV15YC	0576 / 0576S
N13L	0736	QN2C	0141	RJ8C	0124	RV15YC4	0586
N13Y	0117	QN3	0142	RL82Y	0453	RV15YC6	0586
N14LY	0997	QN3C	0142	RL82YC	0453	RV17YC	0577
N14Y	0117	QN84	0141	RN10PYP4	0494	RV17YC6	0577
N16Y	0117	QN86	0142	RN10Y	0494	SI2YC	0516
N16YC	0117	R6	0742	RN10Y4	0494	SI4YC	0516
N2	0141	R6G	0742	RN10Y4	0494	S7YC	0514
N288	0146	RA6HC	0882	RN11Y	0496	S9YC	0514
N2C	0141	RA6Y	0842	RN11Y4	0496	UJ2J	0123
N2G	0141	RA6YC	0842	RN11YC	0496	UJ4J	0123
N3	0142	RA8	0842	RN11YC4	0496	UJ6	0124
N3C	0142	RA8HC	0882	RN11YCC	0496	UJ8	0124
N3G	0142	RA8Y	0842	RN12LYC	0997	UJ81C	0123
N4	0143	RA8YC	0842	RN12MC4	0496	UJ81J	0123
N4C	0143	RBN12Y	0516	RN12Y	0496	VI2YC	0276 / 0276S
N4G	0143	RBN13Y	0516	RN12Y4	0496	V59YC	0272
N4YC	0113	RBN14Y	0516	RN12YC	0496	V9YC	0272
N5	0143	RBN7Y	0514	RN12YC4	0496	V63C	0265
N59G	0141	RBN9Y	0514	RN13L	0736	V4C	0263
N5C	0143	RC10M	0736	RN13LYC	0997	V59C	0262
N5G	0143	RC10PYP4	0786	RN14LY	0997	V57C	0261
N6	0146	RC10YC4	0784	RN14MCS	0117		
N60	0141	RC12LC4	0786	RN14PMP5	0496		
N59YD	0112	RC12LYC	0736	RN14Y	0117		
N61YD	0113	RC12LYC5	0736	RN14Y6	0117		
N63YD	0114	RC12YC	0786	RN14YC	0117		
N57DR	0141	RC12YC4	0786	RN16YC5	0117		
N59DR	0142	RC12YC5	0786	RN2	0141		
N61DR	0113	RC8YC4	0784	RN2C	0141		
N60Y	0111	RC9MC4	0784	RN3	0142		
N63Y	0111	RC9Y	0784	RN3C	0142		
N64Y	0112	RC9YC	0784	RN4	0143		
N65Y	0113	RC9YC4	0784	RN4C	0143		
N6Y	0112	RC9YC5	0784	RN5	0143		
N6YC	0112	RC9YCN4	0784	RN5C	0143		
N7	0146	RE10LC	0514	RN74C	0143		
N74C	0143	RE12LC	0516	RN7Y	0113		
N79Y	0113	RF11LC	0675	RN7YC	0113		
N7GY	0113	RF11Y	0378	RN8L	0736		
N7Y	0113	RF11YC	0378	RN9Y	0494		

MOTORCRAFT	ACCEL S/P
A21X	0123
A22	0134
A2C	0123
A32	0134
A3X	0124
A42	0137
A42C	0137
A42N	0124
A5	0124
A52	0137
A5X	0124
A7	0124
A7C	0124
A7CX	0124
A7X	0124
A82	0138
AE22	0453
AER22	0453

1. This application listing is to be used as a guide only. Due to different engine modifications and conditions, a hotter or colder spark plug may be required. To ensure correct spark plug application verify V.I.N. code on vehicle. 2. Prefix ^ sign denotes new part numbers available 11/96. 3. Part number 276S may be used for Header applications in place of P/N 276. 4. Part number 576S may be used for Header applications in place of P/N 576. 5. Part number 574S may be used for Header applications in place of P/N 574 or 274. 6. Part number 437S may be used for Header applications in place of P/N 137, 437. 7. May require additional Packs.

SPARK PLUGS CROSS REFERENCE



MOTORCRAFT	ACCEL S/P
AF1	0265
AF12	0272
AF22	0274
AF32	0274
AF42	0276 / 0276S
AF42C	0276 / 0276S
AF52	0276 / 0276S
AF52C	0276 / 0276S
AF501	0261
AF701	0262
AF901	0263
AG071	0141
AG091	0142
AG092C	0142
AG12	0112
AG12C	0112
AG1CX	0142
AG1X	0143
AG2	0143
AG22	0113
AG22C	0113
AG2C	0143
AG2CX	0143
AG2X	0143
AG3	0143
AG32A	0114
AG32C	0114
AG3C	0143
AG3CX	0143
AG3X	0143
AG4	0146
AG42	0116
AG42C	0116
AG44	0997
AG5	0146
AG52	0117
AG52C	0117
AG54	0997
AG603	0141
AG701	0141
AG701X	0141
AG82	0117
AG901	0111
AG901X	0142
AG902	0112
AGF22	0514
AGP22C	0784
AGR12	0112
AGR1C	0143
AGR1X	0143
AGR21	0143
AGR22	0113
AGR22C	0113
AGR2X	0143
AGR31	0143
AGR32	0494

MOTORCRAFT	ACCEL S/P
AGR32	0494
AGR32C	0494
AGR3X	0143
AGR41	0146
AGR42	0496
AGR42C	0496
AGR44	0736
AGR51	0146
AGR52	0117
AGR52-6	0117
AGR52A	0117
AGR52C-6	0117
AGR54	0736
AGR701X	0141
AGR803C	0141
AGR82	0117
AGR901X	0142
AGRF2	0514
AGRF22	0514
AGRF22C	0514
AGRF32	0514
AGRF32-6	0524 / P524S
AGRF42	0516
AGRF42-6	0526 / P526S
AGRF42C-6	0526 / P526S
AGRF52	0516
AGRP44	0514
AGS081C	0141
AGS12C	0113
AGS1C	0143
AGS22C	0113
AGS2C	0143
AGS32C	0496
AGS3C	0143
AGS42C	0496
AGS44	0736
AGS4C	0146
AGS52C	0117
AGS52C-6	0117
AGSF22C	0514
AGSF22PP	0526 / P526S
AGSF24C	0514
AGSF32C	0514
AGSF33C	0514
AGSF34C	0514
AGSF42C-6	0526 / P526S
AGSF52C	0516
AGSP32	0786
AGSP32	0786
AGSP32C	0786
AGSP32C	0786
AGSP32P	0786
AGSP32PP	0786
AGSP33C	0784
AGSP34C	0784
AGSP52	0416 / 0416S

MOTORCRAFT	ACCEL S/P
AGSP52C	0786
AGSP54	0786
AL11	0168
AL5	0166
AL7	0168
AL7C	0168
AL7X	0168
AL82	0168
AL9	0168
AL9X	0168
ALX	0166
AR31	0124
AR32	0134
AR41	0124
AR42	0437 / 0437S
AR42-6	0437 / 0437S
AR52	0437 / 0437S
AR52-6	0437 / 0437S
AR5S	0124
AR8-6	0566
AR82	0138
ARF22	0574 / 0574S
ARF22C	0574 / 0574S
ARF32	0574 / 0574S
ARF32-6	0574 / 0574S
ARF32C-6	0574 / 0574S
ARF32M	0574 / 0574S
ARF42	0576 / 0576S
ARF42-6	0586
ARF42C-6	0586
ARF52	0576 / 0576S
ARF52-6	0586
ARF6	0566
ARF62	0577
ARF62-6	0577
ARF8	0566
ARF8-6	0566
ARL5	0166
ARL8	0168
ARL82	0168
AS42C	0134
AS4C	0124
AS52C	0437 / 0437S
AS82-7	0437 / 0437S
ASF-32P	0574 / 0574S
ASF-42P	0576 / 0576S
ASF32	0574 / 0574S
ASF32C	0574 / 0574S
ASF32C-6	0574 / 0574S
ASF32CM	0574 / 0574S
ASF32M	0574 / 0574S
ASF42	0576 / 0576S
ASF42C	0576 / 0576S
ASF42C-6	0586
ASF42C-7	0576 / 0576S

MOTORCRAFT	ACCEL S/P
ASF44P	0586
ASF52	0576 / 0576S
ASF52-6	0586
ASF52C	0576 / 0576S
ASF52C-7	0586
ASF8	0566
ASF8-6	0566
AT2	0123
AT3	0124
AT4	0124
AT42	0137
AT6	0124
AT8	0124
ATL3	0166
ATL4	0166
ATL8	0168
AWRF32	0514
AWRF32-5	0524 / P524S
AWRF42	0516
AWSF22	0514
AWSF22C	0514
AWSF22FM	0526 / P526S
AWSF22FS	0526 / P526S
AWSF24	0514
AWSF24C	0514
AWSF32	0514
AWSF32C	0514
AWSF32E	0526 / P526S
AWSF32EE	0526 / P526S
AWSF32F	0526 / P526S
AWSF32FM	0526 / P526S
AWSF32P	0526 / P526S
AWSF32PP	0526 / P526S
AWSF34	0514
AWSF34C	0514
AWSF34P	0524 / P524S
AWSF34PP	0524 / P524S
AWSF42	0516
AWSF42C	0516
AWSF42C-6	0526 / P526S
AWSF42EE	0526 / P526S
AWSF42P	0526 / P526S
AWSF42PP	0526 / P526S
AWSF44	0516
AWSF44C	0516
AWSF52	0516
AWSF52C	0516
AWSF54	0516
AWSF54C	0516
AWSF62	0516
AWSFA32C	0514
AZ2	0123
AZ3	0124
BF22	0375
BF32	0375
BF42	0378



SPARK PLUGS CROSS REFERENCE

MOTORCRAFT ACCEL S/P

BF42C	0378
BF82	0378
BF82C	0378
BRF32	0675
BRF42	0378
BRF82	0378
BSF-44P	0675
BSF42	0378
BSF42C	0378
BSF44C	0675
BSF82	0378
BSF82C	0378
BTRF42	0378
HG22	0882
HG22C	0882
HGS22C	0882

NGK ACCEL S/P

AP5FS	0378
AP6FS	0375
APR5FS	0378
APR5FS-11	0378
APR5FS-15	0378
APR6FS	0675
B4	0124
B4L	0168
B5EB	0146
B5EB-11	0146
B5ES	0146
B6EB	0143
B6EB-11	0143
B6ES	0143
B6ES-11	0143
B6EV	0143
B6L	0166
B6S	0124
B77C	0123
B7C	0123
B7EB	0143
B7EB-11	0143
B7ES	0143
B7ES-11	0143
B7EV	0143
B7S	0123
B8EG	0142
B8EGV	0142
B8ES	0142
B8ES-11	0142
B8EV	0142
B8S	0123
B9EG	0141
B9EGV	0141
B9ES	0141
B9EV	0141
BCP5EV	0416 / 0416S
BCPR5E-11	0416 / 0416S

NGK ACCEL S/P

BCPR5E-11	0416 / 0416S
BCPR5E-8	0416 / 0416S
BCPR5ES	0416 / 0416S
BCPR5ES-11	0416 / 0416S
BCPR5EY	0416 / 0416S
BCPR5EY-11	0416 / 0416S
BCPR5EY-N-11	0416 / 0416S
BCPR6ES	0784
BKR4EVX	0786
BKR5E	0786
BKR5E-N11	0786
BKR5E11	0786
BKR5E11	0786
BKR5E11	0786
BKR5E5-11	0786
BKR5EY	0786
BKR5EYA	0786
BKR5EYA11	0786
BKR6E	0784
BKR6E-11	0784
BKR6E-N11	0784
BKR6E11	0784
BKR6EP8	0784
BKR6ES-11	0784
BKR6EY	0784
BKR6EYA	0784
BKR6EYA11	0784
BP2E	0117
BP4	0137
BP4E	0117
BP4ES	0117
BP4ES	0117
BP4EY	0117
BP5EA	0117
BP5EA-11	0116
BP5EA-L	0116
BP5EA-L11	0116
BP5EFS	0516
BP5ES	0116
BP5ES-11	0116
BP5ES-13	0116
BP5EV	0116
BP5EY	0116
BP5FS	0276 / 0276S
BP5S	0137
BP6EFS	0514
BP6ES	0114
BP6ET	0115
BP6EV	0115
BP6FS	0274
BP6S	0134
BP7ES	0113
BP7EV	0113
BP8ES	0112
BPR4ES	0117
BPR4ES-11	0117

NGK ACCEL S/P

BPR4EY	0117
BPR4FS	0577
BPR4FS-15	0577
BPR4S	0437 / 0437S
BPR4S-15	0437 / 0437S
BPR5EA	0117
BPR5EA-11	0117
BPR5EA-L	0496
BPR5EA-L11	0496
BPR5EFS	0516
BPR5EP-11	0496
BPR5ES	0496
BPR5ES-11	0496
BPR5EY	0496
BPR5EY-11	0496
BPR5FS	0576 / 0576S
BPR5FS-11	0586
BPR5FS-15	0586
BPR5S	0437 / 0437S
BPR5S-15	0437 / 0437S
BPR6EFS	0514
BPR6EFS-13	0524 / P524S
BPR6ES	0494
BPR6ES-11	0494
BPR6EY	0494
BPR6EY-11	0494
BPR6FS	0574 / 0574S
BPR6FS-11	0574 / 0574S
BPR6FS-15	0574 / 0574S
BPR6S	0134
BPR7ES	0113
BPR7ES-11	0113
BPR7HS	0453
BPR8ES	0112
BR5ES	0146
BR5FS	0566
BR5FS-15	0566
BR6ES	0143
BR6S	0124
BR7ES	0143
BR8EG	0142
BR8ES	0142
BR9EG	0141
BR9ES	0141
BRE529Y-11	0736
BUR7EA-11	0143
D8EA	0742
D8ES	0742
D8EV	0742
DP8EA9	0882
DPR8EV9	0882
DR8ES	0842
DR8ES-L	0842
FR4	0416 / 0416S
FR4S	0416 / 0416S

NGK ACCEL S/P

FR5	0784
GR4	0496
GR4S	0117
GR5	0494
GR5S	0494
PFR5B-11	0786
PFR5B-11B	0786
PFR5C-11	0786
PFR5G-11	0786
PFR5J-11	0786
PFR5L-11	0786
PFR6B-11	0784
PFR6B-11B	0784
PFR6C-11	0784
PFR6G-11	0784
PFR6J-11	0784
PFR6L-13	0784
PFR6N-11	0784
PFR6R-11	0784
PGR5A11	0786
PGR6A-11	0784
PGR6B	0784
PZFR5F	0736
PZFR5F-11	0736
R4118S-9	0141
R5670-5	0137
R5670-6	0134
R5671-7	0143
R5671-8	0142
R5671-9	0141
R5672-9	0111
R5672-8	0112
R5673-7	0265
R5673-8	0263
R5673-9	0262
R5673-10	0261
R5674-6	0274
R5674-7	0272
SR5	0514
TR4-2	0514
TR5	0516
TR5VX	0526 / P526S
TR55-1VX	0526 / P526S
TR55-1	0526 / P526S
TR5-1	0516
TR55	0526 / P526S
TR6	0524 / P524S
TR6VX	0524
UR4	0576 / 0576S
UR4S	0586
UR5	0574 / 0574S
UR5S	0574 / 0574S
WR5	0675
XR4	0437 / 0437S
XR4S	0437 / 0437S

SPARK PLUGS CROSS REFERENCE



NGK	ACCEL S/P
XR5	0134
ZFR5D-11	0786
ZFR5E-11	0786
ZFR5F-11	0736
ZFR5J11	0736
ZFR6F-11	0784
ZGR5C	0736

DENSO	ACCEL S/P
J16BR-U	0736
J16BR-U11	0736
K16GPR-U11	0786
K16PR-L11	0786
K16PR-U	0786
K16PR-U11	0786
K16PR-ZU11	0786
K16R-U	0786
K16R-U11	0786
K20PR-L11	0784
K20PR-U	0784
K20PR-U11	0784
K20R-U	0784
K20R-U11	0784
KJ16CR11	0736
KJ16CR-L11	0736
KJ20CR11	0784
MA16PR-U	0378
MA16PR-U11	0378
MA16PR-U15	0378
MA16P-U	0378
MA20PR-U	0675
MA20P-U	0375
W22ES-U	0143
W24ES-U	0142
W27ES-U	0141
T29-U	0265
T27-U	0263
T24-U	0262
T22-U	0261
P16PRI1	0786
P16R	0496
P20PRI1	0784
P20PR-S11	0784
PK16PR-L11	0786
PK16PR-L11	0786
PK16R11	0786
PK20PR-L11	0784
PK20PR-L13	0784
PK20PR-P11	0784
PK20R11	0784
PK20R8	0784
PKJ16CR8	0736
PKJ16CR-L11	0736
PQ16R	0416 / 0416S
PQ16R8	0416 / 0416S
PT20EPR-U13	0524 / P524S
Q16PR-U	0416 / 0416S

DENSO	ACCEL S/P
Q16PR-U11	0416 / 0416S
Q16PR-U15	0786
Q16PR-ZU11	0416 / 0416S
Q16R-U	0416 / 0416S
Q16R-U11	0416 / 0416S
Q20PR-U	0784
Q20PR-U11	0784
T14PR-U	0577
T14PR-U15	0577
T16EPR-U	0516
T16EPR-U11	0516
T16PR-U	0576 / 0576S
T16PR-U11	0586
T16PR-U15	0586
T16P-U	0276 / 0276S
T16R-U	0566
T16R-U15	0566
T20EPR-U	0514
T20EPR-U11	0514
T20EPR-U15	0524 / P524S
T20EP-U	0514
T20NR-U11	0514
T20PR-U	0574 / 0574S
T20PR-U11	0574 / 0574S
T20PR-U15	0574 / 0574S
T20P-U	0274
T22P-U	0272
W14EPR-U	0117
W14EP-U	0117
W14EP-U	0117
W14EXR-U	0117
W14EXR-U11	0117
W14EXR-U15	0117
W14EX-U	0117
W14L	0168
W14PR-U	0437 / 0437S
W14PR-U15	0437 / 0437S
W14P-U	0137
W14-U	0124
W14-US	0124
W16EPR-U	0496
W16EPR-U10	0496
W16EP-U	0116
W16EP-U10	0116
W16EP-ZU	0116
W16ES-L	0146
W16ES-L11	0146
W16ESR-U	0146
W16ES-U	0146
W16EXR-U	0496
W16EXR-U11	0496
W16EX-U	0116
W16EX-U11	0116
W16EX-U13	0116
W16LS	0166
W16PR-U	0437 / 0437S

DENSO	ACCEL S/P
W16PR-U15	0437 / 0437S
W16P-U	0137
W20EPR-U	0494
W20EPR-U11	0494
W20EP-U	0115
W20EP-U11	0115
W20EP-ZU	0115
W20ES-L	0143
W20ES-L11	0143
W20ESR-U	0143
W20ES-U	0143
W20ES-U11	0143
W20ES-ZU	0143
W20EXR-U	0494
W20EXR-U11	0494
W20EX-U	0114
W20PR-U	0134
W20P-U	0134
W20SR-U	0124
W20S-U	0124
W22EPR-S11	0143
W22EPR-U	0113
W22EPR-U11	0113
W22EP-U	0113
W22EP-ZU	0113
W22ES-L	0143
W22ES-L11	0143
W22ESR-U	0143
W22ES-U	0143
W22ES-U11	0143
W22ES-ZU	0143
W22FPR-U	0453
W22P-U	0133
W22S-U	0123
W24EP-U	0112
W24ESR-U	0142
W24ESR-V	0142
W24ES-U	0142
W24ES-U11	0142
W24ES-V	0142
W24ES-ZU	0142
W24P-U	0132
W24S-U	0123
W27EP-U	0111
W27ESR-U	0141
W27ESR-V	0141
W27ES-U	0141
W27ES-V	0141
W27ES-ZU	0141
W9EP	0117
X24EPR-ZU9	0882
X24EP-U9	0882
X24EP-ZU9	0882
X24ESR-U	0842



PLUG SPECIFICATION

PART #	HEAT	THREAD	SOCKET SIZE	REACH + TIP	SEAT	STANDARD/ RESISTOR	NOMINAL GAP	SPECIAL FEATURES
0111	C.	14mm	13/16"	3/4" Projected	Gasket (flat)	Standard	.035	Racing Applications
0112		14mm	13/16"	3/4" Projected	Gasket (flat)	Standard	.035	Racing Applications
0113		14mm	13/16"	3/4" Projected	Gasket (flat)	Standard	.035	Racing Applications
0114		14mm	13/16"	3/4" Projected	Gasket (flat)	Standard	.035	Racing Applications
0115		14mm	13/16"	3/4" Projected	Gasket (flat)	Standard	.035	•
0116		14mm	13/16"	3/4" Projected	Gasket (flat)	Standard	.035	•
0117	H.	14mm	13/16"	3/4" Projected	Gasket (flat)	Standard	.035	•
0123	C.	14mm	13/16"	3/8" Non Projected	Gasket (flat)	Standard	.035	Racing Applications
0124	H.	14mm	13/16"	3/8" Non Projected	Gasket (flat)	Standard	.035	•
0134		14mm	13/16"	3/8" Projected	Gasket (flat)	Standard	.035	Racing Applications
0137		14mm	13/16"	3/8" Projected	Gasket (flat)	Standard	.035	•
0138	H.	14mm	13/16"	3/8" Projected	Gasket (flat)	Standard	.035	•
0141	C.	14mm	13/16"	3/4" Non Projected	Gasket (flat)	Standard	.035	Racing Applications
0142		14mm	13/16"	3/4" Non Projected	Gasket (flat)	Standard	.035	Racing Applications
0143		14mm	13/16"	3/4" Non Projected	Gasket (flat)	Standard	.035	Racing Applications
0146	H.	14mm	13/16"	3/4" Non Projected	Gasket (flat)	Standard	.035	•
0166		14mm	13/16"	7/16" Non Projected	Gasket (flat)	Resistor	.035	Motorcycle Plug
0168	H.	14mm	13/16"	7/16" Non Projected	Gasket (flat)	Resistor	.035	Motorcycle Plug
0261	C.	14mm	5/8"	460" Non Projected	Taper Seat	Standard	.035	Racing Applications
0262		14mm	5/8"	460" Non Projected	Taper Seat	Standard	.035	Racing Applications
0263		14mm	5/8"	460" Non Projected	Taper Seat	Standard	.035	Racing Applications
0265	H.	14mm	5/8"	460" Non Projected	Taper Seat	Standard	.035	Racing Applications
0272	C.	14mm	5/8"	460" Projected	Taper Seat	Standard	.035	Racing Applications
0274		14mm	5/8"	460" Projected	Taper Seat	Standard	.035	•
0276	S.	14mm	5/8"	460" Projected	Taper Seat	Standard	.035	•
0276S		14mm	5/8"	460" Projected	Taper Seat	Standard	.035	Shorty Plug for Headers
0375	C.	18mm	13/16"	460" Projected	Taper Seat	Standard	.035	•
0378	H.	18mm	13/16"	460" Projected	Taper Seat	Standard	.035	•
0414S	C.	14mm	5/8"	3/4" Projected	Gasket (flat)	Resistor	.035	Shorty Plug for Headers
0416	S.	14mm	5/8"	3/4" Projected	Gasket (flat)	Resistor	.035	•
0416S	S.	14mm	5/8"	3/4" Projected	Gasket (flat)	Resistor	.035	Shorty Plug for Headers
0437	S.	14mm	13/16"	3/8" Projected	Gasket (flat)	Resistor	.035	Resistor version of 137
0437S		14mm	13/16"	3/8" Projected	Gasket (flat)	Resistor	.035	Shorty Plug for Headers
0494	C.	14mm	13/16"	3/4" Projected	Gasket (flat)	Resistor	.035	•
0496	H.	14mm	13/16"	3/4" Projected	Gasket (flat)	Resistor	.035	•
0514	C.	14mm	5/8"	708" Projected	Taper Seat	Resistor	.044	same as 504-full thread
0516		14mm	5/8"	708" Projected	Taper Seat	Resistor	.044	same as 506-full thread
0524		14mm	5/8"	708" Projected	Taper Seat	Resistor	.060	•
P524S		14mm	5/8"	708" Projected	Taper Seat	Resistor	.060	Double platinum shorty
0526	H.	14mm	5/8"	708" Projected	Taper Seat	Resistor	.060	•
P526S		14mm	5/8"	708" Projected	Taper Seat	Resistor	.060	Double platinum shorty
0566	S.	14mm	5/8"	460" Non Projected	Taper Seat	Resistor	.035	•
0574	C.	14mm	5/8"	460" Projected	Taper Seat	Resistor	.035	•
0574S		14mm	5/8"	460" Projected	Taper Seat	Resistor	.035	Shorty Plug for Headers
0576		14mm	5/8"	460" Projected	Taper Seat	Resistor	.035	•
0576S		14mm	5/8"	460" Projected	Taper Seat	Resistor	.035	Shorty Plug for Headers
0577	H.	14mm	5/8"	460" Projected	Taper Seat	Resistor	.035	•
0586		14mm	5/8"	460" Projected	Taper Seat	Resistor	.060	Pre-gapped 576 plug
0675	C.	18mm	13/16"	460" Projected	Taper Seat	Resistor	.035	•
0736	S.	14mm	5/8"	3/4" Projected	Gasket (flat)	Resistor	.035	Special for Honda Cars
0761	C.	14mm	5/8"	3/4" Non Projected	Gasket (flat)	Standard	.035	Racing Applications
0762		14mm	5/8"	3/4" Non Projected	Gasket (flat)	Standard	.035	Racing Applications
0763		14mm	5/8"	3/4" Partial Projected	Gasket (flat)	Standard	.035	Racing Applications
0765	H.	14mm	5/8"	3/4" Partial Projected	Gasket (flat)	Standard	.035	Racing Applications
0784	C.	14mm	5/8"	3/4" Projected	Gasket (flat)	Resistor	.044	ISO Standard
0786	H.	14mm	5/8"	3/4" Projected	Gasket (flat)	Resistor	.044	ISO Standard
0882	S.	12mm	12mm	3/4" Non Projected	Gasket (flat)	Resistor	.035	Motorcycle Plug
0997	S.	14mm	13/16"	3/4" Projected	Gasket (flat)	Resistor	.040	Motorcycle Plug

LENGTH OF THREAD = REACH
HEAT RANGE: C=COLD, H=HOT, S=STOCK

HEAT RANGE CHART



**CURRENT PART NUMBERS
CARRIED IN STORES**

COLDER

CONTAINED IN KIT

HOTTER

8170	8 Pcs of 0137	0132	0133	0134	0137	•	0138
8171	8 Pcs of 0274	0272	•	•	0274	0276 /0276S	•
8172	8 Pcs of 0276	•	0272	0274	0276	•	•
8173	8 Pcs of 0378	•	0375	•	0378	•	•
*8176	6 Pcs of 0526	•	•	0524	0526	•	•
*8177	8 Pcs of 0574	•	•	•	0574	0576	0577
*8178	8 Pcs of 0566	•	•	•	0566	•	•
*8179	8 Pcs of 0576	•	•	0574	0576	0577	•
*8180	8 Pcs of 0586	•	•	0574	0586	0577	•
*8181	8 Pcs of 0496	•	•	0494	0496	•	•
*8182	6 Pcs of 0586	•	•	0574	0586	0577	•
*8184	6 Pcs of 0576	•	•	0574	0576	0577	•
*8185	6 Pcs of 0577	•	0574	0576	0577	•	•
*8186	4 Pcs of 0586	•	•	•	0586	•	•
*8187	4 Pcs of 0494	•	•	•	0494	0496	•
*8188	4 Pcs of 0496	•	•	0494	0496	•	•
*8189	4 Pcs of 0416	•	•	•	0416	•	•
*8190	6 Pcs of 0574	•	•	•	0574	0576	0577
*8191	4 Pcs of 0784	•	•	•	0784	0786	•
*8192	4 Pcs of 0786	•	•	0784	0786	•	•
*8193	4 Pcs of 0736	•	•	•	0736	•	•
*8194	8 Pcs of 0526	•	•	0524	0526	•	•
**8197	8 Pcs of 0437S	•	•	•	0437S	•	•
**8198	8 Pcs of 0574S	•	•	•	0574S	0576S	•
**8199	8 Pcs of 0576S	•	•	0574S	0576S	•	•

* Resistor ** Resistor Shorty

Note: The "0" Prefix on Accel Plugs is for catalog & inventory Purposes only - Actual Plug # is last 3 digits from the right

CONFIGURATION REFERENCE CHARTS

Thread / Reach Seat / Hex		Heat Range			Non-Resistor			Resistor			
14mm Flat/Gasket	3/4" 13/16ths	ACCEL	Denso	NGK	Non-Projected	Partial Projected	Projected	Non-Projected	Partial Projected	Projected	Extra Projected
Hot ↕ Cold	7	14	4	-----	-----	0117	-----	-----	-----	-----	
	6	16	5	0146	-----	0116	-----	-----	0496	0997	
	5	20	6	-----	0115	0114	-----	-----	0494	-----	
	4	22	7	0143	-----	0113	-----	-----	-----	-----	
	3	24	8	0142	-----	0112	-----	-----	-----	-----	
	2	27	9	0141	-----	0111	-----	-----	-----	-----	
	1	29-31	10	-----	-----	-----	-----	-----	-----	-----	

Thread / Reach Seat / Hex		Heat Range			Non-Resistor			Resistor		ISO	SAE	ISO Extra	Header
14mm Flat/Gasket	3/4" 5/8ths	ACCEL	Denso	NGK	Non-Projected	Partial Projected	Projected	Non-Projected	Partial Projected	Projected	Projected	Projected	Projected
Hot ↕ Cold	7	14	4	-----	-----	-----	-----	-----	-----	-----	-----	-----	-----
	6	16	5	-----	-----	-----	-----	-----	-----	0786	0416	0736	0416S
	5	20	6	-----	-----	-----	-----	-----	-----	0784	-----	-----	0414S
	4	22	7	-----	0765	-----	-----	-----	-----	-----	-----	-----	-----
	3	24	8	-----	0763	-----	-----	-----	-----	-----	-----	-----	-----
	2	27	9	0762	-----	-----	-----	-----	-----	-----	-----	-----	-----
	1	29-31	10	0761	-----	-----	-----	-----	-----	-----	-----	-----	-----

Thread / Reach Seat / Hex		Heat Range			Non-Resistor			Resistor		Thread length		Platinum Header
14mm Tapered	.708" 5/8ths	ACCEL	Denso	NGK	Non-Projected	Partial Projected	Projected	Non-Projected	Partial Projected	Half Projected	Full Projected	Projected
Hot ↕ Cold	7	14	4	-----	-----	-----	-----	-----	-----	-----	-----	-----
	6	16	5	-----	-----	-----	-----	-----	-----	0506	0516 / *0526	P526S
	5	20	6	-----	-----	-----	-----	-----	-----	0504	0514 / *0524	P524S
	4	22	7	-----	-----	-----	-----	-----	-----	-----	-----	-----
	3	24	8	-----	-----	-----	-----	-----	-----	-----	-----	-----
	2	27	9	-----	-----	-----	-----	-----	-----	-----	-----	-----
	1	29-31	10	-----	-----	-----	-----	-----	-----	-----	-----	-----

* Pre-Gapped .060



CONFIGURATION REFERENCE CHARTS

Thread / Reach Seat / Hex		Heat Range			Non-Resistor			Resistor			
14mm Flat/Gasket	3/8" 13/16ths	ACCEL	Denso	NGK	Non-Projected	Partial Projected	Projected	Non-Projected	Partial Projected	Projected	Header Projected
Hot ↕ Cold	7	14	4	-----	-----	0138	-----	-----	-----	-----	-----
	6	16	5	-----	-----	0137	-----	-----	0437	0437S	
	5	20	6	0124	-----	0134	-----	-----	-----	-----	
	4	22	7	0123	-----	-----	-----	-----	-----	-----	
	3	24	8	-----	-----	-----	-----	-----	-----	-----	
	2	27	9	-----	-----	-----	-----	-----	-----	-----	
	1	29-31	10	-----	-----	-----	-----	-----	-----	-----	

Thread / Reach Seat / Hex		Heat Range			Non-Resistor			Resistor		Wide gap		Header	
14mm Tapered	460" 5/8ths	ACCEL	Denso	NGK	Non-Projected	Partial Projected	Projected	Header Projected	Non-Projected	Partial Projected	Projected	Projected	Header Projected
Hot ↕ Cold	7	14	4	-----	-----	-----	-----	-----	-----	-----	0577	-----	-----
	6	16	5	-----	-----	0276	0276S	0566	-----	-----	0576	*0586	0576S
	5	20	6	-----	-----	0274	-----	-----	-----	-----	0574	-----	0574S
	4	22	7	0265	-----	0272	-----	-----	-----	-----	-----	-----	-----
	3	24	8	0263	-----	-----	-----	-----	-----	-----	-----	-----	-----
	2	27	9	0262	-----	-----	-----	-----	-----	-----	-----	-----	-----
	1	29-31	10	0261	-----	-----	-----	-----	-----	-----	-----	-----	-----

* Pre-Gapped .060

Thread / Reach Seat / Hex		Heat Range			Non-Resistor			Resistor		
18mm Tapered	460" 13/16ths	ACCEL	Denso	NGK	Non-Projected	Partial Projected	Projected	Non-Projected	Partial Projected	Projected
Hot ↕ Cold	7	14	4	-----	-----	-----	-----	-----	-----	-----
	6	16	5	-----	-----	0378	-----	-----	-----	-----
	5	20	6	-----	-----	0375	-----	-----	0675	-----
	4	22	7	-----	-----	-----	-----	-----	-----	-----
	3	24	8	-----	-----	-----	-----	-----	-----	-----
	2	27	9	-----	-----	-----	-----	-----	-----	-----
	1	29-31	10	-----	-----	-----	-----	-----	-----	-----

Thread / Reach Seat / Hex		Heat Range			Non-Resistor			Resistor		
14mm Flat/Gasket	1/2" 13/16ths	ACCEL	Denso	NGK	Non-Projected	Partial Projected	Projected	Non-Projected	Partial Projected	Projected
Hot ↕ Cold	7	14	4	-----	-----	-----	-----	-----	-----	-----
	6	16	5	-----	-----	-----	-----	-----	-----	-----
	5	20	6	-----	-----	-----	-----	-----	-----	-----
	4	22	7	-----	-----	-----	-----	-----	-----	0453
	3	24	8	-----	-----	-----	-----	-----	-----	-----
	2	27	9	-----	-----	-----	-----	-----	-----	-----
	1	29-31	10	-----	-----	-----	-----	-----	-----	-----

Thread / Reach Seat / Hex		Heat Range			Non-Resistor			Resistor		
14mm Flat/Gasket	7/16" 13/16ths	ACCEL	Denso	NGK	Non-Projected	Partial Projected	Projected	Non-Projected	Partial Projected	Projected
Hot ↕ Cold	7	14	4	-----	-----	-----	-----	0168	-----	-----
	6	16	5	-----	-----	-----	-----	0166	-----	-----
	5	20	6	-----	-----	-----	-----	-----	-----	-----
	4	22	7	-----	-----	-----	-----	-----	-----	-----
	3	24	8	-----	-----	-----	-----	-----	-----	-----
	2	27	9	-----	-----	-----	-----	-----	-----	-----
	1	29-31	10	-----	-----	-----	-----	-----	-----	-----

DISTRIBUTOR CAPS & ROTORS



120324



120123



130316



110108



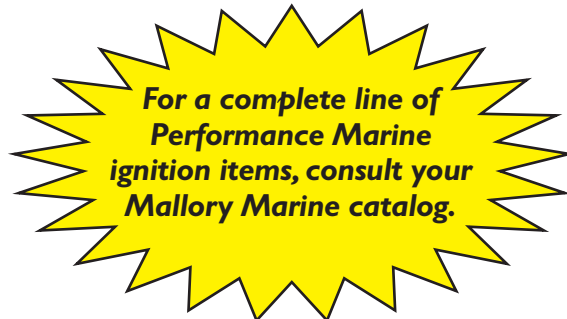
110128

CAPS, ROTORS, POINTS & CONDENSERS FOR RACING DISTRIBUTORS

High output racing ignition systems place severe demands on distributor caps and rotors. The extremely high voltage tries to pierce distributor cap and rotor material. Repeated surges of spark current do their best to deposit "tracks" of carbon on the material's surface. At high RPM, centrifugal force pulls at rotor springs and inserts. High underhood temperatures try to turn molded parts into liquid.

At racing engine speeds, points and condensers also want to self-destruct. The heavy spring tension required to prevent "points-float" tries to wear away the points' rubbing block and deform its arms and brackets. The high current generated by racing coils wants to arc across the contacts as they open. Condensers, in an effort to buffer the rapidly switching current, heat up in the process. It's an extremely demanding environment.

ACCEL knows how to deal with these conditions. For over 35 years, ACCEL has been manufacturing distributor caps, rotors, points, and condensers for racing applications world-wide. As a direct result of racing involvement, ACCEL engineers have continuously developed improvements in materials and production techniques which have kept ACCEL ahead of the competition. Consequently, ACCEL Tune-Up Parts for Racing Distributors are unequalled in precision, quality, consistency, and reliability.



Dist. Model	Hi-Perf. Cap/Rotor Kit	Hi-Perf. Pts/Cond Kit 32 oz.	Racing Pts/Cond Kit 48 oz.	High Perf. Standard Height Cap	High Perf. Standard Height Rotor	High Perf. Low Profile Cap	High Perf. Low Profile Rotor	High Perf. Large Diameter Cap	High Perf. Large Diameter Rotor	High Perf. Large Diameter Adapter	Racing Points 48 oz.	Hi-Perf. Points 32 oz.	Condenser w/Bracket
ACCEL AUTOMOTIVE													
All 20000 Series	•	•	8329	120123	130116	•	•	•	•	•	110129	110128	100107
All 29000 Series	•	•	•	120323	130316	120324	130317	•	•	•	•	•	•
All 30000 Series	•	•	8329	120123	130116	•	•	•	•	•	110129	110128	100107
All 34000 Series	8320	8328	•	120326	130319	•	•	•	•	•	•	110228	100107
All 35000 Series	8330	•	•	120323	130316	120324	130317	•	•	•	•	•	•
All 37000 Series	8330	•	8329	120323	130316	120324	130317	•	•	•	110129	110128	100107
All 39000 Series	8330	•	•	120323	130316	120324	130317	•	•	•	•	•	•
All 41000 Series	8320	•	•	120326	130319	•	•	•	•	•	•	•	•
All 43000 Series	8330	•	•	120323	130316	120324	130317	•	•	•	•	•	•
All 44000 Series	8330	•	•	120323	130316	120324	130317	•	•	•	•	•	•
All 45000 Series	•	•	8329	•	•	•	•	120223	130225	130501	110129	110128	100107
All 46000 Series	•	•	•	•	•	•	•	120223	130225	130501	•	•	•
All 48000 Series	•	•	•	•	•	•	•	120223	130225	130501	•	•	•
All 51000 Series	8320	•	•	120326	130319	•	•	•	•	•	•	•	•
All 61000 Series	8320	•	•	120326	130319	•	•	•	•	•	•	•	•
All 71000 Series	8342	•	•	120403	130402	•	•	•	•	•	•	•	•
MARINE													
All 6800 Series	6900	6200	•	6302	6362	•	•	•	•	•	•	•	•
All 6800E Series	•	6200	•	6302	6362	•	•	•	•	•	•	•	•



DISTRIBUTOR CAPS & ROTORS



DISTRIBUTOR CAPS & ROTORS

(See Application Chart pages 144-186)

- ACCEL's precision-ground, highly polished compression and injection molding equipment manufactures the finest Distributor Caps and Rotors available
- High performance 60kV-rated tan alkyd molding compound (mineral filled polyester for late model Ford & GM parts) is used for superior protection from "arc-thru" and crossfire
- Compression molded caps are stress-relieved immediately after molding in special fixtures to ensure dimensional stability
- High conductivity, corrosion resistant brass or copper inserts and stainless steel rotor springs provide unrestricted spark energy flow
- "Heavy-Duty" Black or Grey Caps and Rotors are also offered as a lower cost alternative

GM Dual Window Cap & Rotor Kit P/N 8134 for Dual Point V8's Now Available in Original Equipment Black Kit P/N 8135


Ford V8 EEC-IV Cap & Rotor Kit P/N 8234 Now Available in Heavy Duty Grey with Brass Inserts



POINTS & CONDENSERS

(See Application Chart pages 187-195)

- ACCEL Points Sets are equipped with extra-thick contact arms to prevent flexing at high RPM
- Large, radiused tungsten contacts provide crisp circuit-breaking for peak coil output
- High strength phenolic rubbing blocks provide superior durability when used with heavy spring tension
- Racing points sets are equipped with severe duty 48 oz. spring tension to prevent “points float” at engine speeds to 9,000 RPM (racing points sets are not recommended for daily drivers or street vehicles)
- “High Performance” Points Sets are equipped with heavy 32 oz. spring tension to prevent “points float” at engine speeds to 6,500 RPM
- “Heavy Duty” Points Sets use 23 oz. springs for engine speeds to 5,000 RPM
- ACCEL Performance Condensers contain special mylar/foil windings to protect against points pitting
- Moisture-proof Buna-N condenser seals maximize ignition reliability



BALLAST RESISTORS

- Precision wound by computer to ensure accurate resistance value
- Premium quality ceramic resistor bodies provide maximum durability and superior heat transfer
- Special resistance wire maintains stable coil current to prevent overheating and to promote long points life
- Recommended whenever a new coil is installed

<u>Resistance Value</u>	<u>Application</u>	<u>Part No.</u>
0.85 Ohm	140001 Super Coil	150001
1.35 Ohm	140205 Racing Coil	150250
1.82 Ohm	140108 Racing Coil	150150
1.20/5.00 Ohm	Dual Element Resistor for 140305 Racing Coil	150351

NOTE: No ballast resistor is required when using ACCEL 41000, 51000, 52000, 61000, 71000 Series Electronic Breakerless Distributors or when using ACCEL 300+ Ignition Control Modules — no matter which coil is used.



CONTROL MODULES

FORD THICK FILM MODULATORS & GM HEI CONTROL MODULES NOW LEGAL IN 50 STATES!

(See Application Chart pages 144-186)

- Fits most stock and modified Distributors
- Solid state electronics provide high coil output and superior reliability
- Dwell Control circuit ensures long, consistent coil charging
- Current Control circuit protects against coil over heating
- Resists false triggering from RFI of high output coils
- Ford Thick Film Ignition (TFI) coverage includes both modulators mounted on the distributor and remote mount applications
- GM coverage includes HEI 4-pin, computer controlled 7-pin and remote coil mount 8-pin applications

ULTRA HIGH PERFORMANCE IGNITION MODULE FOR THE GM 4-PIN HEI DISTRIBUTOR WITH REV CONTROL

Here's a way to really bring your coil-in-cap style GM HEI to life. ACCEL's all new high output HEI module offers more performance and features than any other module available!

- Easy-to-adjust built-in Rev Limiting - 4,000 to 8,500 RPM
- More current means more spark energy to fire the plugs
- Special extended dwell circuitry insure a hotter spark over a broader RPM range
- Higher RPM capability & more accurate timing
- Reduces high RPM retard inherent with other HEI modules
- Works on 4, 6 (even-fire) and 8 cylinder coil-in-cap HEI distributors with 4 pin modules

Ultra Performance GM HEI 4-pin Module 35373 with REV control


Ultra Performance GM HEI 4-pin Module 35367 without REV control

HIGH PERFORMANCE MODULE FOR ACCEL ELECTRONIC BREAKERLESS DISTRIBUTORS

The advanced engineering for the HEI ultra performance module has been repackaged into a smaller size to fit inside the bowl of the ACCEL electronic breakerless distributors. The high amperage dwell circuit ensures full coil saturation for high RPM performance. Surface mount electronic technology maximizes efficiency, output and reliability. ACCEL 51000, 61000 and 71000 Series Electronic Breakerless Distributors are equipped with the 35366 module while the 52000 series use the 35372 module, both of which operates on 12 volts, so there is no need to run a ballast resistor. Accel coils to use with these modules include p/n's: 8145, 8145C, 140001, 140008 and 8140HV.

Accel Electronic Breakerless Module For 51000, 61000 & 71000 Series Distributor 35366

Accel Electronic Breakerless Module For 52000 Series Distributor 35372



140001



SUPER COIL

Engineered for faster rise time, longer spark duration and increased performance. Unique design with premium grade wire, special low resistance, high turns ratio windings. Produce higher spark energy with breakerless electronic ignition systems. For points applications the supplied 0.85 Ohms ballast resistor must be used in conjunction with the vehicles original ballast resistor; if so equipped. Oversized molded case with integral cooling fins and high capacity oil filled construction provides high thermal conductivity ensuring cool operation and long life. Extra tall tan Alkyd tower and integral voltage dam eliminates “flashover” to primary terminals. Comes complete with mounting hardware and 0.85 Ohms ballast resistor. Effective to 6,500 RPM.

Specifications

Primary Resistance 0.7 Ohms
 Secondary Resistance 11.8 k Ohms
 Turns Ratio 70 : 1
 Maximum Voltage 45,000 volts

Super Coil 140001

SUPERSTOCK COIL HIGHER ENERGY

Excellent high performance replacement for import and domestic vehicles with a canister type oil filled can coil. Re-engineered windings for even higher energy output resulting in quicker starting, improved throttle response and more high RPM power. Designed to work with both points style and breakerless electronic ignition systems. Special crimped and soldered internal connections ensure positive contacts. Heavy duty black Alkyd tower provides “flashover” protection to primary terminals. Available in “ACCEL Yellow” or Chrome Plated can. Effective to 6,500 RPM.

Specifications

Primary Resistance 1.4 Ohms
 Secondary Resistance 9.2 k Ohms
 Turns Ratio 94 : 1
 Maximum Voltage 42,000 volts

SuperStock coil 8140 / 8140C



SUPERSTOCK HIGH VIBRATION COIL

Excellent choice for high performance, heavy duty and off-road use. Canister style can coil is completely encapsulated in high temperature epoxy to protect the windings and internal connections from the harsh vibration and impacts that could destroy a typical oil filled canister style can coil. Engineered with special low resistance, high turns ratio windings to produce higher energy output with breakerless electronic ignition systems and replacement distributors. For points applications a 0.85 Ohms ballast resistor (part #150001, not included) must be used in conjunction with the vehicles original ballast resistor; if so equipped. Heavy Duty black Alkyd over-molded tower provides “flashover” protection to primary terminals. Can be mounted in any orientation.

Specifications

Primary Resistance 0.6 Ohms
 Secondary Resistance 9.5 k Ohms
 Turns Ratio 123 : 1
 Maximum Voltage 45,000 volts

SuperStock High Vibration coil 8140HV

8140HV





SUPERSTOCK BREAKERLESS ELECTRONIC COIL

Excellent high performance coil for vehicles that have been converted from points to a breakerless electronic distributor or electronic ignition system, where a canister type oil filled can coil is preferred. Designed with optimized low resistance, high turns ratio windings to work specifically with ACCEL 41, 51, 52, 61 & 71000 Series breakerless electronic replacement distributors. Engineered for higher energy output resulting in quicker starting, improved throttle response and more high RPM power. Special crimped and soldered internal connections ensure positive contacts. High performance tan Alkyd tower provides "flashover" protection to primary terminals. Available in "ACCEL Yellow" or Chrome Plated can.

Specifications

Primary Resistance0.7 Ohms
 Secondary Resistance10.8 k Ohms
 Turns Ratio13 : 1
 Maximum Voltage45,000 volts

SuperStock Breakerless Electronic coil8145 / 8145C

8145C

8145



For a complete line of large diameter racing distributors, magnetos, crank triggers, and racing ignition systems, consult your Mallory catalog.



ELECTRONIC SUPER COIL

High energy windings optimized for high performance. Designed to work with both breakerless electronic ignition systems and late model computer controlled ignition systems. E-core design minimizes inductance losses and maximizes energy output. Special high temperature epoxy resists shock and vibration, while increasing thermal conductivity. The finned injection molded housing provides efficient cooling ensuring long life and great looks. SAE male tower offers greater coil wire retention and protection from arcing. Comes complete with adapter harness for late model GM and Ford vehicles, a universal ACCEL 8.8mm coil lead, and mounting hardware kit.

Specifications

Primary Resistance0.5 Ohms
 Secondary Resistance9.6 k Ohms
 Turns Ratio75 : 1
 Maximum Voltage42,000 volts

Electronic Super Coil140008

140008



Coil resistance specification shown are nominal +/- 10%




CD ONLY CANISTER STYLE SUPER COIL

Specifically design to work with CD ignition systems only. For vehicles where a traditional canister type oil filled can coil is preferred or required. Engineered for extended use such as road and oval track racing, high RPM street engines as well as drag racing. High energy windings designed especially for optimum performance with an ACCEL, Mallory, Crane, Holley or MSD capacitive discharge ignition system. This coil is best for engines that operate above 3,000 RPM and is effective to 10,000 RPM.

Specifications	Tested with ACCEL 300+ Ignition
Primary Resistance0.9 Ohms
Secondary Resistance7.3 k Ohms
Turns Ratio100 : 1
Maximum Voltage45,000 volts
Peak Current160 mA
Spark Duration420 μS

CD only canister style Super Coil140002



HEAVY DUTY ELECTRONIC / CD TYPE E-CORE SUPER COIL

High energy heavy gauge windings deliver unmatched performance. Designed to work with both breakerless electronic ignition systems or ACCEL, Mallory, Crane, Holley or MSD capacitive discharge ignition systems. E-core design minimizes inductance losses and maximizes energy output. Special high temperature epoxy resists shock and vibration and provides excellent thermal conductivity. The extruded aluminum heat sink provides maximum cooling to ensure long life. SAE male tower offers greater coil wire retention and protection from arcing. Comes complete with insulated primary wire connector and universal ACCEL 8.8mm Spiral coil lead and mounting hardware kit.

Specifications	Tested with ACCEL 300+ Ignition
Primary Resistance0.7 Ohms
Secondary Resistance10.0k Ohms
Turns Ratio70 : 1
Maximum Voltage48,000 volts
Peak Current220 mA
Spark Duration300 μS

Heavy Duty Electronic / CD type E-core Super Coil140009



HEAVY DUTY CD ONLY E-CORE SUPER COIL


Professional continuous use racing coil specifically design to work with CD ignition systems only. High energy, heavy gauge windings designed especially for optimum performance with an ACCEL, Mallory, Crane, Holley or MSD capacitive discharge ignition system. E-core design minimizes inductance losses and maximizes energy output. Special high temperature epoxy resists shock and vibration and provides excellent thermal conductivity. The extruded aluminum heat sink provides maximum cooling to ensure long life. SAE male tower offers greater coil wire retention and protection from arcing. Comes complete with insulated primary wire connector and universal ACCEL 8.8mm 300+ Race Wire coil lead and mounting hardware kit. This coil is effective to over 10,000 RPM.

Specifications Tested with ACCEL 500+ Ignition

Primary Resistance0.2 Ohms
Secondary Resistance3.6 k Ohms
Turns Ratio95 : 1
Maximum Voltage48,000 volts
Peak Current300 mA
Spark Duration360 μS

Heavy Duty CD only E-core Super CoilI40019

I40019



PROFESSIONAL DRAG RACE II CD COIL IMPROVED HIGHER ENERGY, LONGER ENDURANCE

Re-engineered for extended use and ultra high output. This coil is capable of delivering over 1 full amp to the spark plugs. Design to work with CD racing ignition systems only. The unique patent pending core design and ultra low resistance heavy gauge windings have been designed for optimal performance with a Mallory, Crane, Holley or MSD capacitive discharge racing ignition system. Special high temperature, high density epoxy encapsulation resists severe shock and harsh vibration while providing maximum thermal conductivity. The light weight anodized extruded aluminum housing provides maximum cooling. SAE male tower with three high voltage dams provides extended protection from arcing. Can be mounted in any orientation and comes complete with a sealed weather-proof primary leads and connector. This coil is effective to over 12,000 RPM.

Specifications Tested with Mallory HyFire VII S & C ignitions

Primary Resistance0.09 Ohms
Secondary Resistance0.48 Ohms
Turns Ratio170 : 1
Maximum Voltage50,000 volts
Peak Current1,200 mA
Spark Duration170 μS

Professional Drag Race II CD coilI40010



I40010



140108




GM STREET / STRIP 1977-55 CANISTER STYLE RACING COIL

Excellent high performance replacement for GM vehicles equipped or retro-fitted with AC/Delco style canister type oil filled can coil. Special windings engineered for maximum energy output resulting in greatly increased high RPM power, quicker starting and improved throttle response. Designed to work with both GM transistorized and points style ignition systems. Points applications require a 1.82 Ohms ballast resistor (p/n 150150, not included) to be used in place of the original ballast resistor. Special crimped and soldered internal contacts, special spring load windings and silica steel core eliminate vibration-induced failures. High performance tan Alkyd tower provides "flashover" protection to primary terminals. Gloss black can finish. This coil is effective to 8,500 RPM.

Specifications

Primary Resistance1.4 Ohms
Secondary Resistance7.3 k Ohms
Turns Ratio60 : 1
Maximum Voltage38,000 volts

**GM Street / Strip 1977-55
canister style Racing coil140108**



HEI IN-CAP 1991-73 SUPER COILS

Engineered for higher energy output resulting in quicker starting, improved idle quality, crisper throttle response and more high RPM power. Compatible with both original HEI ignition systems and later model computer controlled HEI systems. No need to remove or re-time distributor. Special high temperature epoxy resists shock and vibration, while increasing thermal conductivity. The finned injection molded coil cover with integral wire hold down ring, provides efficient cooling ensuring long life and great looks. Comes complete with simplified ground strap, mounting screws, silicone coil gasket and carbon contact brush / spring.

P/N 140003 has **red and yellow** primary wire. Typical HEI applications include; Chevrolet 90 degree V6 & most V8 and Cadillac V8

P/N 140005 has **red and white** primary wire. Typical HEI applications include; Buick V6 and V8, Oldsmobile V8, Pontiac V8 and 1981-91 Corvette

SEE THE ELECTRONIC IGNITION TUNE UP PARTS SECTION FOR EXACT APPLICATION LISTINGS



140003

Specifications

Primary Resistance0.5 Ohms
Secondary Resistance8.6 k Ohms
Turns Ratio80 : 1
Maximum Voltage45,000 volts
Peak Increase in Energy vs. OE14%
Peak Increase in Voltage vs. OE18%

HEI in-cap 1991-73 Super Coils140003 & 140005

Coil resistance specification shown are nominal +/- 10%

GM TPI COIL COVER FOR 140003 / 140005 HEI IN-CAP SUPER COILS

Replaces stock TPI coil cover plate to provide clearance for HEI in-cap Super Coil. Finned aluminum casting design integrates perfectly with TPI intake manifold. Attaches with OE bolts. Fits 1985-91 GM 5.0L/5.7L TPI engines.



140006

GM TPI Coil Cover for 140003 / 140005 HEI in-cap Super Coils 140006

GM HEI REMOTE MOUNT 1995-84 SUPER COIL

Engineered with optimized low resistance, high turns ratio windings around an M36 high silicone magnetic steel E-core for higher energy and voltage outputs. Results in quicker starts, improved idle quality, crisper throttle response and more high RPM power. Compatible with late model GM computer controlled remote mount HEI systems. Direct bolt-in, plug-in replacement. Can also work with an ACCEL, Mallory, Crane, Holley or MSD capacitive discharge ignition system. Special high temperature epoxy resists shock and vibration, while increasing thermal conductivity. Brass coil wire contact increases energy transfer and resists corrosion better than aluminum. Comes complete with new mounting hardware. High dielectric strength "ACCEL Yellow" over molded housing.



140011

Specifications

- Primary Resistance0.3 Ohms
- Secondary Resistance8.8 k Ohms
- Turns Ratio134 : 1
- Maximum Voltage48,000 volts
- Peak Increase in Energy vs. OE36%
- Peak Increase in Voltage vs. OE27%

GM HEI Remote Mount 1995-84 Super Coil 140011

Coil resistance specification shown are nominal +/- 10%

GM HEI INTENSIFIER KIT

Allows the conversion of a GM HEI in-cap coil distributor to use the ACCEL 140001 Super Coil. Comes complete with the 140001 Super Coil, special distributor cap and modified coil cavity cover, an ACCEL 8.8mm suppression coil lead and a OE style plug-in harness.



12100E

GM HEI Intensifier Kit 12100E



GM HEI IN-CAP COIL LOW OHMS CONTACT BRUSH

The standard OE carbon brush in GM's HEI in-cap coil distributor has a very high (5k to 10k Ohms) resistance. When an aftermarket capacitive discharge ignition system, such as an ACCEL, Mallory, Crane, Holley or MSD unit is installed, this high resistance can create enough heat to melt the distributor cap. ACCEL's low Ohm contact brush solves this problem because it passes virtually all the energy to the rotor without causing excessive heat build up.



120900

GM HEI in-cap coil Low Ohms Contact Brush 120900

I40013



BRUTE THUNDER HEI IN-CAP SUPER COIL

Designed to be the highest output GM style HEI in-cap coil, Period! Engineered with enhanced, low resistance, low inductance, high-turns ratio windings around an M36 high silicone magnetic steel core which allows the coil to be charged faster for more energy at high RPMs, and no loss of energy at idle. Compatible with both original HEI ignition systems and later model computer controlled HEI systems. Can also work with an ACCEL, Mallory, Crane, Holley or MSD capacitive discharge ignition system. No need to remove or re-time distributor. Special high temperature, high density epoxy resists even the unforgiving shock, vibration and high temperatures of street/strip, race and off-road use. Comes complete with simplified ground strap, mounting screws, silicone coil gasket, low Ohm contact brush / spring and an ACCEL tan coil cover. Effective to over 9,000 RPMs. For the ultimate in HEI in-cap performance, use ACCEL's ultra high performance HEI 4-pin module p/n 35367.

P/N I40013 has red and yellow primary wire. Typical HEI applications include; Chevrolet 90 degree V6 & most V8 and Cadillac V8

P/N I40015 has red and white primary wire. Typical HEI applications include; Buick V6 and V8, Oldsmobile V8, Pontiac V8 and 1991-81 Corvette

Note: 1984-91 Corvettes with digital tachometers may require the use of the standard OE high resistance carbon contact brush.

SEE THE ELECTRONIC IGNITION TUNE UP PARTS SECTION FOR EXACT APPLICATION LISTINGS

Specifications

Primary Resistance	0.3 Ohms
Secondary Resistance8.8 k Ohms
Turns Ratio	134 : 1
Maximum Voltage	48,000 volts
Energy at idle208mj,
Energy at 3,600 RPM46mj
Peak Increase in energy vs. OE56%
Peak Increase in Voltage vs. OE29%

BruteThunder HEI in-cap Super Coil . . . I40013 & I40015



GM HEI REMOTE MOUNT 2004-96 SUPER COIL

Engineered with optimized low resistance, high turns ratio windings around an M36 high silicone magnetic steel E-core for higher energy and voltage outputs. Results in quicker starts, improved idle quality, crisper throttle response and more high RPM power. Compatible with late model GM computer controlled remote mount HEI systems. Direct bolt-in, plug-in replacement. Can also work with an ACCEL, Mallory, Crane, Holley or MSD capacitive discharge ignition system. Special high temperature epoxy resists shock and vibration, while increasing thermal conductivity. Brass coil wire contact increases energy transfer and resists corrosion better than aluminum. Comes complete with new mounting hardware. High dielectric strength "ACCEL Yellow" over molded housing.

Specifications

Primary Resistance	0.2 Ohms
Secondary Resistance6.7 k Ohms
Turns Ratio92 : 1
Maximum Voltage	48,000 volts
Peak Increase in Energy vs. OE11%
Peak Increase in Voltage vs. OE7%

GM HEI Remote Mount 2004-96 Super Coil I40024



I40024

GM MAGNAVOX DIS SUPER COIL PACK FOR 1992-84 BUICK V6

Re-engineered to be the only true high performance Magnavox style DIS coil pack for Buick V6 engines. An absolute must for Street/Strip use in Turbo Regals, Grand Nationals, GNX's and the '89 Turbo Trans Am. Constructed with new section bobbin technology, specialized silicone magnetic steel core, along with optimized low resistance windings and high turns ratio results in higher energy and voltage output and longer arc duration. This is critical in highly pressurized turbo charged engines. Compatible with OE computer controlled ignition system as well as a Crane or MSD capacitive discharge DIS ignition systems. Special high temperature encapsulation resists shock and vibration, while increasing thermal conductivity. Brass contacts increases energy transfer and resists corrosion better than aluminum. High dielectric strength black over molded housing. Comes complete with mounting hardware and gaskets. Adapter Plate included for 1986-84 applications.

140016



Specifications Tested with OE Buick coil driver

Primary Resistance0.7 Ohms
Secondary Resistance12.3 k Ohms
Turns Ratio86 : 1
Maximum Voltage42,000 volts
Peak Increase in Energy vs. OE10%
Peak Increase in Voltage vs. OE9%
Peak Increase in Arc Duration vs. OE6%
Peak Increase in Current vs. OE8%

GM Magnavox DIS Super Coil


Pack for 1992-84 Buick V6140016



GM AC/DELCO STYLE SUPER DIS COIL FOR 2003-1986

Re-engineered to be the only true performance AC/Delco style DIS coil. "Raised Dome" construction, section bobbin technology, highly specialized silicone magnetic steel core along with optimized windings, resistance, and turns ratio results in higher energy and voltage outputs and longer dwell. Compatible with OE computer controlled ignition system as well as a Crane or MSD capacitive discharge DIS ignition systems. Special high temperature epoxy resists shock and vibration, while increasing thermal conductivity. Brass contact increases energy transfer and resists corrosion better than aluminum. High dielectric strength "ACCEL Yellow" over molded housing. Packaged as single unit: 4 cyls require 2 coils, 6 cyls require 3 coils and 8 cyls require 4 coils.

140017



Specifications Tested with OE Buick coil driver

Primary Resistance0.5 Ohms
Secondary Resistance8.0 k Ohms
Turns Ratio75 : 1
Maximum Voltage45,000 volts
Peak Increase in Energy vs. OE11%
Peak Increase in Voltage vs. OE10%
Peak Increase in Dwell vs. OE21%
Peak Increase in Current vs. OE12%

GM AC/Delco style Super DIS Coil140017

Coil resistance specification shown are nominal +/- 10%



140205

FORD STREET / STRIP 1974-57 CANISTER STYLE POINTS RACING COIL

Excellent high performance replacement for Ford vehicles equipped with points distributors. Special windings engineered for maximum energy output resulting in greatly increased high RPM power, quicker starting and improved throttle response. Requires a 1.35 Ohms ballast resistor (p/n 150250, not included) to be used in place of the original ballast resistor. Special crimped and soldered internal contacts, special spring load windings and silica steel core eliminate vibration-induced failures. High performance tan Alkyd tower provides "flashover" protection to primary terminals. Gloss black can finish. This coil is effective to 8,500 RPM.

Specifications

Primary Resistance1.3 Ohms
Secondary Resistance7.3 k Ohms
Turns Ratio60 : 1
Maximum Voltage38,000 volts

Ford Street / Strip 1974-57

canister style points Racing coil140205



140207

FORD STREET / STRIP 1985-73 CANISTER DURA-SPARK STYLE RACING COIL

Excellent high performance replacement for Ford vehicles equipped or retro-fitted with Dura-Spark ignition systems and canister type oil filled can coil. The primary terminals are exactly match to the OE Ford Dura-Spark coil so the "horseshoe" style connector fits perfectly, with no need to cut or splice your vehicles wiring. Can also work with an ACCEL, Mallory, Crane, Holley or MSD capacitive discharge ignition system. Special windings engineered for maximum energy output resulting in greatly increased high RPM power, quicker starting and improved throttle response. Special crimped and soldered internal contacts, special spring load windings and silica steel core eliminate vibration-induced failures. High performance tan Alkyd tower provides "flashover" protection to primary terminals. Gloss black can finish. This coil is effective to 8,500 RPM.

Specifications

Primary Resistance1.4 Ohms
Secondary Resistance7.3 k Ohms
Turns Ratio65 : 1
Maximum Voltage45,000 volts

Ford Street / Strip 1985-73

canister Dura-Spark style Racing coil140207

FORD EEC-IV 1998-84 SUPER COIL

Engineered with optimized low resistance, high turns ratio windings around an M36 high silicone magnetic steel E-core for higher energy and voltage outputs. Results in quicker starts, improved idle quality, crisper throttle response and more high RPM power. Compatible with late model Ford EEC-IV computer controlled ignition system equipped with a TFI distributor. Direct bolt-in, plug-in replacement. Can also work with an ACCEL, Mallory, Crane, Holley or MSD capacitive discharge ignition system. Special high temperature epoxy resists shock and vibration, while increasing thermal conductivity. Brass coil wire contact increases energy efficiency and resists corrosion better than aluminum. High dielectric strength "ACCEL Yellow" over-molded housing.

Specifications

Primary Resistance	.02 Ohms
Secondary Resistance	.88 k Ohms
Turns Ratio	132 : 1
Maximum Voltage	48,000 volts
Peak Increase in Energy vs. OE	.37%
Peak Increase in Voltage vs. OE	.23%

Ford EEC-IV 1998-84 Super CoilI40012



FORD SUPER EDIS COIL PACK FOR 1999-89

Re-engineered to be the only true performance Ford 4-tower style EDIS coil. Advanced section bobbin technology, highly specialized silicone magnetic steel core along with optimized winding, resistance, and turns ratio results in higher energy and voltage outputs and longer arc duration. Direct bolt-in, plug-in replacement. Compatible with Ford EDIS computer controlled ignition system as well as a Crane or MSD capacitive discharged DIS ignition systems. Special high temperature epoxy resists shock and vibration, while increasing thermal conductivity. Secondary towers molded in high dielectric strength "ACCEL Yellow". Packaged as single unit; 4 cyls require 1 coil pack, "twin plug" 4 cyls require 2 coil packs and 8 cyls require 2 coil packs.

Will not work in some late 1999 applications. Can be used in some newer 4 cyl. applications if the mounting bracket is modified and spark plug wire set is back dated.

Specifications

Tested with Ford EDIS system

Primary Resistance	.05 Ohms
Secondary Resistance	11.6 k Ohms
Turns Ratio	.85 : 1
Maximum Voltage	42,000 volts
Peak Increase in Energy vs. OE	11%
Peak Increase in Voltage vs. OE	.8%
Peak Increase in Arc Duration vs. OE	.7%
Peak Increase in Current vs. OE	.9%

Ford Super EDIS Coil pack for 1999-89I40018



I40018





140305

CHRYSLER/DODGE/PLYMOUTH STREET/STRIP 1978-56 CANISTER STYLE RACING COIL

Excellent high performance replacement for Chrysler/Dodge/plymouth vehicles equipped with canister type oil filled can coil. Special windings engineered for maximum energy output resulting in greatly increased high RPM power, quicker starting and improved throttle response. Designed to work with both OE electronic and points style ignition systems. Requires the use of the dual element 0.56/5.00 Ohms ballast resistor (p/n 150350, not included). Will also work with MOPAR Performance ignition systems p/n's P4120505 orange ECU and P4120534 chrome ECU. Can also work with an ACCEL, Mallory, Crane, Holley or MSD capacitive discharge ignition system. Special crimped and soldered internal contacts, special spring load windings and silica steel core eliminate vibration-induced failures. High performance tan Alkyd tower provides "flashover" protection to primary terminals. Gloss black can finish. This coil is effective to 8,500 RPM.

Specifications

Primary Resistance1.4 Ohms
Secondary Resistance7.3 k Ohms
Turns Ratio58 : 1
Maximum Voltage38,000 volts

CHRYSLER/DODGE/PLYMOUTH Street / Strip

1956-78 canister style Racing coil140305



140306

CHRYSLER/DODGE/PLYMOUTH DRAG RACE ONLY CANISTER STYLE COIL

Specifically designed to be used with MOPAR Performance super racing ignition system p/n P4120600 gold ECU. Can also work with a Mallory, Crane, Holley or MSD capacitive discharge racing ignition systems. Special windings engineered for maximum energy output and high current flow to meet the demands of all out drag racing. Special crimped and soldered internal contacts, special spring load windings and silica steel core eliminate vibration-induced failures. High performance tan Alkyd tower provides "flashover" protection to primary terminals. Gloss black can finish. This coil is not recommended for continuous use at engines speeds below 3,000 RPM for more than 30 minutes.

Specifications

Primary Resistance0.2 Ohms
Secondary Resistance7.3 k Ohms
Turns Ratio118 : 1
Maximum Voltage45,000 volts

CHRYSLER/DODGE/PLYMOUTH

Drag Race Only canister style coil140306



CHRYSLER/DODGE/PLYMOUTH COILS

IMPROVED! SUPERSTOCK FOR 1992-79 CHRYSLER/DODGE/PLYMOUTH APPLICATIONS WITH CANISTER STYLE COIL

Excellent high performance replacement for 1979 and later vehicles with a canister type oil filled can coil. Exact duplicate of OE spark plug style secondary contact inside tower. No need to replace or custom make coil wire leads. Re-engineered windings for even higher energy output resulting in quicker starting, improved throttle response and more high RPM power. Designed to work with OE ignition systems and MOPAR Performance ignition computers. Special crimped and soldered internal connections ensure positive contacts. Heavy duty tan Alkyd tower provides "flashover" protection to primary terminals. Can finished in "ACCEL Yellow".

Specifications

- Primary Resistance1.4 Ohms
- Secondary Resistance9.2 k Ohms
- Turns Ratio94 : 1
- Maximum Voltage42,000 volts

SuperStock for 1992-79 CHRYSLER/DODGE/PLYMOUTH applications with canister style coil8140M

8140M



DODGE "MAGNUM" TRUCK / JEEP 1997-90 SUPER COIL

Engineered with optimized low resistance, high turns ratio windings around an M36 high silicone magnetic steel C-core for higher energy and voltage outputs. Results in quicker starts, improved idle quality, crisper throttle response and more high RPM power. Compatible with late model Dodge/Jeep J-TEC computer controlled ignition system and MOPAR Performance ignition computers. Direct bolt-in, plug-in replacement. Can also work with an ACCEL, Mallory, Crane, Holley or MSD capacitive discharge ignition systems. Special high temperature epoxy resists shock and vibration, while increasing thermal conductivity. Brass coil wire contact increases energy transfer efficiency and resists corrosion better than aluminum. High dielectric strength "ACCEL Yellow" over molded housing.

Specifications

- Primary Resistance1.0 Ohms
- Secondary Resistance12.7 k Ohms
- Turns Ratio76 : 1
- Maximum Voltage42,000 volts
- Peak Increase in Energy vs. OE34%
- Peak Increase in Current vs. OE17%
- Peak Increase in Arc Duration vs. OE23%
- Peak Increase in Dwell vs. OE36%

**Dodge "Magnum" Truck / Jeep
1997-90 Super Coil14002I**

Coil resistance specification shown are nominal +/- 10%

14002I



ADAPTER HARNESS

Allows you to directly plug-in an ACCEL p/n 14002I Super coil or Accel 300+ Ignition System p/n 49328 into a 1998 to 2002 Dodge Truck / Jeep equipped with a distributor and the new light grey Yazaki wiring harness coil connector. No cutting or splicing required.

Adapter Harness14002IAH

14002IAH



12100E



GM HEI INTENSIFIER KIT

Allows the conversion of a GM HEI in-cap coil distributor to use the ACCEL 140001 Super Coil. Comes complete with the 140001 Super Coil, special distributor cap and modified coil cavity cover, an ACCEL 8.8mm suppression coil lead and a OE style plug-in harness.

GM HEI Intensifier Kit12100E



GMTPI COIL COVER FOR 140003 / 140005 HEI IN-CAP SUPER COILS

Replaces stock TPI coil cover plate to provide clearance for HEI in-cap Super Coil. Finned aluminum casting design integrates perfectly with TPI intake manifold. Attaches with OE bolts. Fits 1985-91 GM 5.0L/5.7L TPI engines.

GMTPI Coil Cover for 140003 / 140005 HEI in-cap Super Coils140006

140006



GM HEI IN-CAP COIL COVER KIT

Includes injection molded tan coil cover for matching ACCEL's tan high performance HEI distributor cap and rotor kit p/n's 8122 and 8131. Includes OE style black molded wire hold down ring for maximum retention of OE style nipple top distributor boots.

GM HEI in-cap Coil Cover Kit8343

8343





ADAPTER HARNESS

Allows you to directly plug-in an ACCEL p/n 140021 Super coil or Accel 300+ Ignition System p/n 49328 into a 1998 to 2002 Dodge Truck / Jeep equipped with a distributor and the new light grey Yazaki wiring harness coil connector. No cutting or splicing required.

Adapter Harness140021AH

140021AH



ADAPTER HARNESS

Allows you to install an ACCEL High Performance Universal Coil in a late model Ford vehicle with an EEC-IV ignition system or in a late model GM vehicle with a HEI remote mount coil ignition system without cutting or splicing the vehicle's wire harness.

Adapter Harness140022

140022



CHROME COIL BRACKETS

- Simplify mounting high performance coils or relocate stock coils
- Allows mounting coil away from engine for improved cooling
- Heavy chrome plated steel stampings
- Includes all mounting hardware

For 140108, 8140, 8140C, 8140M, 8145, 8145C Coils (2-1/8" Diameter) . . .150101

150101



ELECTRONIC IGNITION TUNE UP PARTS



MAKE/ YEAR	MODEL, ENGINE & NOTES	CAP & ROTOR KIT		CONTROL MODULE	SUPER STOCK COIL	RACING COIL	SUPER COIL
		CAP	ROTOR				
AMERICAN MOTORS ELECTRONIC DISTRIBUTORS							
4 CYLINDER							
1985-84	150 2.46L AMC Eng. All Models	•	•	•	•	8140,8140C	140207 140001
1981-80	151 2.5L GM Eng. All Models	•	130120	•	•	35361	140013 140003
6 CYLINDER							
1988	258 4.2L Eng. Eagle	120228	•	•	•	8140,8140C	140207 140001
1987-83	258 4.2L Eng. All Models	120228	•	•	•	8140,8140C	140207 140001
1982	All Eng. All Models	120228	•	•	•	8140,8140C	140207 140001
1981-80	All Eng. All Models	120228	•	•	•	8140,8140C	140207 140001
1979-78	All Eng. All Models	120228	•	•	•	8140,8140C	140207 140001
1977-75	All Eng. All Models	•	•	•	•	8140,8140C	140108 140001
8 CYLINDER							
1979-78	All Eng. All Models	120214	130215	8220	8222	•	8140,8140C 140207 140001
1977-75	All Eng. All Models	120323	130316	8330	•	•	8140,8140C 140108 140001
BUICK DISTRIBUTORLESS IGNITIONS							
4 CYLINDER							
		SUPER COIL PACK			COMMENTS		
1996-93	134 [4] 2.2L Eng. Century			140017			.Two Coil Packs Required
1992-87	151 [R] 2.5L Eng. Century			140017			.Two Coil Packs Required
1991-90	151 [U] 2.5L Eng. Skylark			140017			.Two Coil Packs Required
1989-87	122 [1] 2.0L Eng. Skyhawk			140017			.Two Coil Packs Required
	151 [U] 2.5L Eng. Skylark, Somerset Regal			140017			.Two Coil Packs Required
6 CYLINDER							
2003-95	231 [K][1] 3.8L Eng. Riviera, Park Avenue			140017			.Three Coil Packs Required
2003-94	231 [K][1] 3.8L Eng. Regal			140017			.Three Coil Packs Required
2003-96	231 [K] 3.8L Eng. LeSabre			140017			.Three Coil Packs Required
2003-94	189 [M] 3.1L Eng. Century, Regal, Skylark			140017			.Three Coil Packs Required
1995-93	231 [L] 3.8L Eng. LeSabre, Regal			140017			.Three Coil Packs Required
1994-93	231 [L][1] 3.8L Eng. Park Avenue			140017			.Three Coil Packs Required
1993	231 [L] 3.8L Eng. Riviera			140017			.Three Coil Packs Required
1993-89	189 [T] 3.1L Eng. Regal			140017			.Three Coil Packs Required
	204 [N] 3.3L Eng. Century, Skylark, Somerset Regal			140017			.Three Coil Packs Required
1992-91	231 [1] 3.8L Eng. Park Avenue			140017			.Three Coil Packs Required
	231 [L] 3.8L Eng. LeSabre, Park Avenue, Reatta, Regal, Riviera w/Delco System			140017			.Three Coil Packs Required
	231 [L] 3.8L Eng. LeSabre, Park Avenue w/Magnavox System			140016			.One Coil Packs Required
1993-89	204 [N] 3.3L Eng. Century, Skylark, Somerset Regal			140017			.Three Coil Packs Required
1991-88	231 [C] 3.8L Eng. Electra, LeSabre, Reatta, Riviera			140016			.One Coil Packs Required
1989-87	173 [W] 2.8L Eng. Century, Regal			140017			.Three Coil Packs Required
1988-87	181 [L] 3.0L Eng. Skylark, Somerset Regal			140016			.One Coil Packs Required
1988-86	231 [3][B] 3.8L Eng. Century, Electra, LeSabre, Riviera w/Delco System			140017			.Three Coil Packs Required
	231 [3][B] 3.8L Eng. Century, Electra, LeSabre, Riviera, w/Magnavox System			140016			.One Coil Packs Required
1987-86	231 [7] 3.8L Eng. Turbo Regal, Grand National, GNX w/SEFI Turbo			140016			.One Coil Packs Required
1986	181 [L] 3.0L Eng. LeSabre, Skylark, Somerset Regal w/Magnavox System			140016			.One Coil Packs Required
1986-84	231 [9] 3.8L Eng. Regal T-Type, Grand National w/SEFI Turbo			140016			.One Coil Packs Required
1985	181 [L] 3.0L Eng. Somerset Regal			140016			.One Coil Packs Required
1985-84	231 [9] 3.8L Eng. Riviera w/SEFI Turbo			140016			.One Coil Packs Required
BUICK ELECTRONIC DISTRIBUTORS							
4 CYLINDER							
1988	122 [K] 2.0L Eng. Skyhawk	•	•	•	•	•	140011
1987	122 [K][M] 2.0L Eng. Skyhawk	•	•	•	•	•	140011
1986	121 2.0L Eng. Skyhawk	•	•	•	•	35362	140011

C suffix denotes Chrome for 8140C SuperStock Coil.



ELECTRONIC IGNITION TUNE UP PARTS

MAKE/ YEAR	MODEL, ENGINE & NOTES	CAP & ROTOR KIT		CONTROL MODULE	SUPER STOCK COIL	RACING COIL	SUPER COIL
		CAP	ROTOR				
BUICK (cont.) ELECTRONIC DISTRIBUTORS							
4 CYLINDER							
1986-85	111 [J][0] 1.8L Eng. Skyhawk	•	•	•	•	•	140011
	151 2.5L Eng. Century, Skylark, Somerset Regal	•	•	•	•	•	140011
1985	121 2.0L Eng. Skyhawk	•	•	•	•	•	140011
1981	151 2.5L Eng. Skylark Can.	•	130120	•	35361	140013	140003
1980	151 2.5L Eng. Skylark	•	130120	•	35361	140013	140003
6 CYLINDER							
1987	231 [A] 3.8L Eng. Regal Can.	•	130120	8129	35361	140015	140005
	231 [A] 3.8L Eng. Regal Exc. Can.	•	130120	8129	35363	140015	140005
1986	173 [X] 2.8L Eng. Century Can.	•	•	8130	•	•	140011
	173 [X] 2.8L Eng. Century Exc. Can., Exc. Fuel Injection	•	•	8130	•	•	140011
	231 [A] 3.8L Eng. Regal w/2 Bbl. Carb., Can.	•	130120	8129	35361	140015	140005
	231 [A] 3.8L Eng. Regal w/2 Bbl. Carb., Exc. Can.	•	130120	8129	35363	140015	140005
1985	173 [W] 2.8L Eng. Skylark w/Fuel Injection	120133	130133	8133	•	•	140011
	173 [X] 2.8L Eng. Century, Skylark Exc. Fuel Injection	•	•	8130	•	•	140011
	181 [E] 3.0L Eng. Century, Electra Exc. Fuel Injection	•	130120	8129	35363	140015	140005
	231 [3] 3.8L Eng. Century, Electra w/Fuel Injection	•	130120	•	35363	140015	140005
	231 [A] 3.8L Eng. LeSabre, Regal Can.	•	130120	8129	35361	140015	140005
	231 [A] 3.8L Eng. LeSabre, Regal Exc. Can.	•	130120	8129	35363	140015	140005
1984	181 3.0L Eng. Century	•	130120	8129	35363	140015	140005
	231 [3] 3.8L Eng. Century	•	130120	•	35363	140015	140005
	231 [A] 3.8L Eng. LeSabre, Regal Can.	•	130120	8129	35361	140015	140005
	231 [A] 3.8L Eng. LeSabre, Regal Exc. Can.	•	130120	8129	35363	140015	140005
	252 4.1L Eng. Electra, LeSabre, Regal, Riviera	•	130120	8129	35363	140015	140005
1984-83	173 2.8L Eng. Century, Skylark	•	•	8130	•	•	•
1983	231 [8] 3.8L Eng. Regal, Riviera T-Type Turbo	•	130120	8129	35363	140015	140005
	252 [4] 4.1L Eng. Electra, LeSabre Can.	•	130120	8129	35361	140015	140005
	252 [4] 4.1L Eng. Electra, LeSabre Exc. Can.	•	130120	8129	35363	140015	140005
	252 [4] 4.1L Eng. Regal, Riviera	•	130120	8129	35363	140015	140005
1983-82	181 3.0L Eng. Century	•	130120	8129	35363	140015	140005
	231 [A] 3.8L Eng. Electra, LeSabre, Regal Can.	•	130120	8129	35361	140015	140005
	231 [A] 3.8L Eng. Electra, LeSabre, Regal Exc. Can.	•	130120	8129	35363	140015	140005
1982	173 2.8L Eng. Century, Skylark Can.	•	130120	8129	35361	140013	140003
	173 2.8L Eng. Century, Skylark Exc. Can.	•	130120	8129	35363	140013	140003
	231 [3] 3.8L Eng. Regal, Riviera T-Type Turbo	•	130120	8129	35363	140015	140005
	252 4.1L Eng. Electra, LeSabre, Regal, Riviera	•	130120	8129	35363	140015	140005
1981	173 2.8L Eng. Skylark Can.	•	130120	8129	35361	140013	140003
	173 2.8L Eng. Skylark Exc. Can.	•	130120	8129	35363	140013	140003
	231 [3] 3.8L Eng. Century, Regal, Riviera Can., w/Turbo	•	130120	8129	•	140015	140005
	231 [3] 3.8L Eng. Century, Regal, Riviera w/Turbo, Exc. Can.	•	130120	8129	35363	140015	140005
	231 [A] 3.8L Eng. Century, LeSabre, Regal Can., Exc. Turbo	•	130120	8129	35361	140015	140005
	231 [A] 3.8L Eng. Century, LeSabre, Regal Exc. Can., Exc. Turbo	•	130120	8129	35363	140015	140005
	252 [4] 4.1L Eng. Electra, LeSabre, Riviera Can.	•	130120	8129	35361	140015	140005
	252 [4] 4.1L Eng. Electra, LeSabre, Riviera Exc. Can.	•	130120	8129	35363	140015	140005
1980	173 2.8L Eng. Skylark	•	130120	8129	35361	140013	140003
	231 [3] 3.8L Eng. Century, Regal Cal.	•	130120	8129	35363	140015	140005
	231 [3] 3.8L Eng. Century, Regal w/Turbo, Exc. Cal.	•	130120	8129	•	140015	140005
	231 [3] 3.8L Eng. LeSabre, Riviera w/Turbo, Cal., High Altitude	•	130120	8129	35363	140015	140005
	231 [3] 3.8L Eng. LeSabre, Riviera w/Turbo, Exc. Cal., Exc. High Altitude	•	130120	8129	•	140015	140005
	231 [A] 3.8L Eng. Century, Regal Cal., Exc. Turbo	•	130120	8129	35363	140015	140005
	231 [A] 3.8L Eng. Century, Regal w/A.T., w/Dist. 1110552, Exc. Cal., Exc. Turbo	•	130120	8129	35361	140015	140005
	231 [A] 3.8L Eng. Century, Regal w/A.T., w/Dist. 1110573, Exc. Cal., Exc. Turbo	•	130120	8129	35363	140015	140005

C suffix denotes Chrome for 8140C SuperStock Coil.

ELECTRONIC IGNITION TUNE UP PARTS



MAKE/ YEAR	MODEL, ENGINE & NOTES	CAP & ROTOR KIT				CONTROL MODULE	SUPER STOCK COIL	RACING COIL	SUPER COIL
		CAP	ROTOR	PERF. TAN	HEAVY DUTY BLACK				
BUICK (cont.) ELECTRONIC DISTRIBUTORS									
6 CYLINDER									
1980	231 [A] 3.8L Eng. Century, Regal w/M.T., Exc. Cal., Exc. Turbo	•	130120	8129	•	35361	•	140015	140005
	231 [A] 3.8L Eng. LeSabre, Skyhawk Cal., Exc. Turbo	•	130120	8129	•	35363	•	140015	140005
	231 [A] 3.8L Eng. LeSabre, Skyhawk Exc. Cal., Exc. Turbo	•	130120	8129	•	35361	•	140015	140005
	252 4.1L Eng. Electra, LeSabre	•	130120	8129	•	35361	•	140015	140005
1979	196 3.2L Eng. Century, Regal	•	130120	8129	•	35361	•	140015	140005
	231 [3] 3.8L Eng. Century, Regal w/Turbo	•	130120	8129	•	•	•	140015	140005
	231 [3] 3.8L Eng. LeSabre, Riviera w/Turbo	•	130120	8129	•	35361	•	140015	140005
	231 [A][2] 3.8L Eng. Century, LeSabre, Regal, Skyhawk, Skylark Exc. Turbo	•	130120	8129	•	35361	•	140015	140005
1978	196 3.2L Eng. Century, Regal	•	130120	8129	•	35361	•	140015	140005
	231 [A][2] 3.8L Eng. Century, LeSabre, Regal, Skyhawk, Skylark Exc. Turbo	•	130120	8129	•	35361	•	140015	140005
	231 [G][3] 3.8L Eng. Century, LeSabre, Regal w/Turbo	•	130120	8129	•	•	•	140015	140005
1977	231 [A] 3.8L Eng. Century, LeSabre, Regal, Skyhawk, Skylark Even Fire	•	130120	8129	•	35361	•	140015	140005
	231 [C] 3.8L Eng. Century, LeSabre, Regal, Skyhawk, Skylark Odd Fire	•	130120	•	•	35361	•	140015	140005
1976	231 3.8L Eng. Century, LeSabre, Regal, Skyhawk, Skylark	•	130120	•	•	35361	•	140015	140005
1975	231 3.8L Eng. Apollo, Century, Regal, Skyhawk, Skylark	•	130120	•	•	35361	•	140015	140005
	250 4.1L Eng. Apollo, Skylark	•	•	•	•	35361	•	•	•
8 CYLINDER									
1996	350 [P] 5.7L Eng. Roadmaster	•	•	•	•	•	•	•	140024
1995-94	350 [P] 5.7L Eng. Roadmaster	•	•	•	•	•	•	•	140011
1993-92	350 [7] 5.7L Eng. Roadmaster	120137	130137	8132	•	35370	•	•	140011
1991	305 [E] 5.0L Eng. Roadmaster	120137	130137	8132	•	35370	•	•	140011
1990-88	307 [Y] 5.0L Eng. Estate Wagon	120128	130120	8122	8123	35363	•	140015	140005
1987	307 5.0L Eng. Estate Wagon Can.	120128	130120	8122	8123	35361	•	140015	140005
	307 5.0L Eng. Estate Wagon, Regal Exc. Can.	120128	130120	8122	8123	35363	•	140015	140005
1987-82	305 5.0L Eng. Regal Can.	120128	130120	8122	8123	35361	•	140013	140003
1986	307 [Y] 5.0L Eng. Estate Wagon, Regal	120128	130120	8122	8123	35361	•	140015	140005
1985	307 [Y] 5.0L Eng. Estate Wagon	120128	130120	8122	8123	35361	•	140015	140005
	307 [Y] 5.0L Eng. LeSabre Can.	120128	130120	8122	8123	35361	•	140015	140005
	307 [Y] 5.0L Eng. LeSabre, Riviera Exc. Can.	120128	130120	8122	8123	35363	•	140015	140005
1984-82	305 5.0L Eng. Regal Exc. Can.	120128	130120	8122	8123	35363	•	140013	140003
	307 5.0L Eng. Electra, LeSabre, Riviera Can.	120128	130120	8122	8123	35361	•	140015	140005
	307 5.0L Eng. Electra, LeSabre, Riviera Exc. Can.	120128	130120	8122	8123	35363	•	140015	140005
1982	267 4.4L Eng. Electra, LeSabre, Regal Can.	120128	130120	8122	8123	35361	•	140013	140003
1981	265 4.3L Eng. Century, Regal	120128	130120	8122	8123	35363	•	140015	140005
	267 4.4L Eng. Century, LeSabre, Regal Can.	120128	130120	8122	8123	35361	•	140013	140003
	267 4.4L Eng. Century, LeSabre, Regal Exc. Can.	120128	130120	8122	8123	35363	•	140013	140003
	267 4.4L Eng. Electra	120128	130120	8122	8123	35361	•	140013	140003
	301 4.9L Eng. Century, Electra, Regal Can.	120128	130120	8122	8123	35361	•	140013	140003
	301 4.9L Eng. Century, Regal Exc. Can.	120128	130120	8122	8123	35363	•	140015	140005
	301 4.9L Eng. Electra Exc. Can.	120128	130120	8122	8123	35361	•	140013	140003
	305 5.0L Eng. Century, Regal Can.	120128	130120	8122	8123	35361	•	140013	140003
	305 5.0L Eng. Century, Regal Exc. Can.	120128	130120	8122	8123	35363	•	140013	140003
	307 5.0L Eng. Electra, LeSabre, Riviera Can.	120128	130120	8122	8123	•	•	140015	140005
	307 5.0L Eng. Electra, LeSabre, Riviera Exc. Can.	120128	130120	8122	8123	35363	•	140015	140005
1981	350 [B] 5.7L Eng. All Models	120128	130120	8122	8123	35361	•	140015	140005
1980	265 4.3L Eng. Century, Regal	120128	130120	8122	8123	35361	•	140015	140005
	301 4.9L Eng. Century, Electra, LeSabre, Regal	120128	130120	8122	8123	35361	•	140015	140005
	305 5.0L Eng. Century, Regal	120128	130120	8122	8123	35361	•	140013	140003
	307 5.0L Eng. Riviera	120128	130120	8122	8123	•	•	140015	140005
	350 [R] 5.7L Eng. Electra, LeSabre, Riviera	120128	130120	8122	8123	•	•	140015	140005

C suffix denotes Chrome for 8140C SuperStock Coil.



ELECTRONIC IGNITION TUNE UP PARTS

MAKE/ YEAR	MODEL, ENGINE & NOTES	CAP	ROTOR	CAP & ROTOR KIT		CONTROL MODULE	SUPER STOCK COIL	RACING COIL	SUPER COIL
				PERF. TAN	HEAVY DUTY BLACK				
BUICK (cont.) ELECTRONIC DISTRIBUTORS									
8 CYLINDER									
1980	350 [X] 5.7L Eng. Electra, LeSabre	120128	130120	8122	8123	35361	•	140015	140005
1979	301 [W] 4.9L Eng. Century, Regal w/4 Bbl. Carb.	120128	130120	8122	8123	•	•	140015	140005
	301 [Y] 4.9L Eng. Century, LeSabre, Regal w/2 Bbl. Carb.	120128	130120	8122	8123	35361	•	140015	140005
	305 5.0L, 350 [L] 5.7L Eng. Century, Regal, Skylark	120128	130120	8122	8123	35361	•	140013	140003
	350 [R] 5.7L Eng. Electra, LeSabre, Riviera	120128	130120	8122	8123	35361	•	140015	140005
	350 [X] 5.7L Eng. Electra, LeSabre	120128	130120	8122	8123	35361	•	140015	140005
	403 6.6L Eng. Electra, LeSabre	120128	130120	8122	8123	35361	•	140015	140005
1978	301 4.9L Eng. LeSabre	120128	130120	8122	8123	35361	•	140015	140005
	305 5.0L Eng. Century, LeSabre, Regal, Skylark	120128	130120	8122	8123	35361	•	140013	140003
	350 [L] 5.7L Eng. Century, Regal, Skylark	120128	130120	8122	8123	35361	•	140013	140003
	350 [L] 5.7L Eng. LeSabre High Altitude	120128	130120	8122	8123	35361	•	140013	140003
	350 [R] 5.7L Eng. Electra, LeSabre, Riviera Cal., High Altitude	120128	130120	8122	8123	35361	•	140015	140005
	350 [X] 5.7L Eng. Electra, LeSabre, Riviera Exc. Cal., Exc. High Altitude.	120128	130120	8122	8123	35361	•	140015	140005
	403 6.6L Eng. Electra, LeSabre, Riviera	120128	130120	8122	8123	35361	•	140015	140005
1977	301 4.9L Eng. LeSabre, Skylark	120128	130120	8122	8123	35361	•	140015	140005
	305 5.0L Eng. Skylark	120128	130120	8122	8123	35361	•	140013	140003
	350 [H][J] 5.7L Eng. Century, Regal	120128	130120	8122	8123	35361	•	140015	140005
	350 [J] 5.7L Eng. Electra, Riviera Exc. Cal.	120128	130120	8122	8123	35361	•	140013	140003
	350 [L] 5.7L Eng. Century, Regal, Skylark	120128	130120	8122	8123	35361	•	140013	140003
	350 [R] 5.7L Eng. Century, LeSabre, Regal, Skylark	120128	130120	8122	8123	35361	•	140015	140005
	350 [R] 5.7L Eng. Electra, Riviera Cal.	120128	130120	8122	8123	35361	•	140015	140005
	403 6.6L Eng. Century, Electra, LeSabre, Regal, Riviera	120128	130120	8122	8123	35361	•	140015	140005
1976	260 4.3L Eng. Skylark	120128	130120	8122	8123	35361	•	140015	140005
	350 5.7L Eng. Century, Electra, LeSabre, Regal, Skylark	120128	130120	8122	8123	35361	•	140015	140005
	455 7.5L Eng. Electra, LeSabre, Riviera	120128	130120	8122	8123	35361	•	140015	140005
1975	260 4.3L Eng. Apollo, Skylark	120128	130120	8122	8123	35361	•	140015	140005
	350 5.7L Eng. Apollo, Century, Electra, LeSabre, Regal, Skylark	120128	130120	8122	8123	35361	•	140015	140005
	455 7.5L Eng. Electra, LeSabre, Riviera	120128	130120	8122	8123	35361	•	140015	140005
1974	All Eng. All Models w/High Energy Ignition	120128	130120	8122	8123	35361	•	140015	140005
CADILLAC DISTRIBUTORLESS IGNITIONS									
4 CYLINDER									
1988-87	173 [W] 2.8L Eng. Cimarron140017				.Three Coil Packs Required	
8 CYLINDER									
1999-93	281 [Y][9] 4.6L Eng. Eldorado, Seville140017				.Four Coil Packs Required	
1999-96	281 [Y][9] 4.6L Eng. Concours, DeVille140017				.Four Coil Packs Required	
1995-94	281 [Y] 4.6L Eng. Concours140017				.Four Coil Packs Required	
1993	281 [9] 4.6L Eng. Allante140017				.Four Coil Packs Required	
CADILLAC ELECTRONIC DISTRIBUTORS									
4 CYLINDER									
1986	121 2.0L Eng. Cimarron	•	•	•	•	35362	•	•	140011
1985	121 2.0L Eng. Cimarron	•	•	•	•	•	•	•	140011
6 CYLINDER									
1986-85	173 [W] 2.8L Eng. Cimarron	120133	130133	8133	•	•	•	•	140011
1983-81	252 4.1L Eng. DeVille, Eldorado, Fleetwood, Seville	•	130120	8129	•	35363	•	140015	140005
1980	252 4.1L Eng. DeVille, Fleetwood	•	130120	8129	•	35361	•	140015	140005
8 CYLINDER									
1999	350 [R] 5.7L Eng. Escalade	120141*	130141*	•	•	•	•	•	140024
1996	350 [P] 5.7L Eng. Fleetwood Brougham	•	•	•	•	•	•	•	140024
1995-94	300 [B] 4.9L Eng. DeVille	•	130120	8131	•	35363	•	140015	140005
	350 [P] 5.7L Eng. Fleetwood Brougham	•	•	•	•	•	•	•	140011
1993	350 [7] 5.7L Eng. Fleetwood Brougham	120137	130137	8132	•	35370	•	•	140011
1993-91	300 [B] 4.9L Eng. DeVille, Eldorado, Fleetwood, Seville	•	130120	8131	•	35363	•	140015	140005
1992-91	305 [E] 5.0L, 350 [7] 5.7L Eng. Brougham	120137	130137	8132	•	35370	•	•	140011

C suffix denotes Chrome for 8140C SuperStock Coil. *Heavy Duty Black

ELECTRONIC IGNITION TUNE UP PARTS



MAKE/ YEAR	MODEL, ENGINE & NOTES	CAP & ROTOR KIT		PERF. TAN	HEAVY DUTY BLACK	CONTROL MODULE	SUPER STOCK COIL	RACING COIL	SUPER COIL	
		CAP	ROTOR							
CADILLAC (cont.) ELECTRONIC DISTRIBUTORS										
8 CYLINDER										
1992-90	273 [8] 4.5L Eng. Allante	•	130120	8131	•	35363	•	140015	140005	
1990	273 [3] 4.5L Eng. DeVille, Fleetwood	•	130120	8131	•	35363	•	140013	140003	
	273 [3] 4.5L Eng. Eldorado, Seville	•	130120	8131	•	35363	•	140015	140005	
	307 [Y][9] 5.0L Eng. Brougham	120128	130120	8122	8123	35363	•	140015	140005	
	350 [7] 5.7L Eng. Brougham	120137	130137	8132	•	35362	•	•	140011	
1989-88	273 [5] 4.5L Eng. Comm Chassis, DeVille, Fleetwood, Limo.	•	130120	8131	•	35363	•	140013	140003	
	273 [5] 4.5L Eng. Eldorado, Seville	•	130120	8131	•	35363	•	140015	140005	
	307 [Y][9] 5.0L Eng. Brougham, Fleetwood	120128	130120	8122	8123	35363	•	140015	140005	
1989	273 [8] 4.5L Eng. Allante	•	130120	8131	•	•	•	140015	140005	
1988	250 [7] 4.1L Eng. Allante	•	130120	8131	•	•	•	140015	140005	
1987	250 [7] 4.1L Eng. Allante w/Dist. 1103747	•	130120	8131	•	•	•	140013	140003	
	250 [7] 4.1L Eng. Allante w/Dist. 1103765	•	130120	8131	•	•	•	140015	140005	
	252 [8] 4.1L Eng. DeVille, Fleetwood	•	130120	8131	•	35363	•	140013	140003	
1987-86	252 [8] 4.1L Eng. Eldorado, Seville	•	130120	8131	•	35363	•	140015	140005	
	307 [Y][9] 5.0L Eng. Brougham, Fleetwood	120128	130120	8122	8123	35363	•	140015	140005	
1986-85	252 [8] 4.1L Eng. DeVille, Fleetwood Front Wheel Drive	•	130120	8131	•	35363	•	140013	140003	
1985	252 [8] 4.1L Eng. Eldorado, Seville	•	130120	8131	•	35363	•	140013	140003	
	252 [8] 4.1L Eng. Fleetwood Exc. Front Wheel Drive	•	130120	8131	•	35363	•	140015	140005	
1984-82	252 4.1L Eng. DeVille, Fleetwood	•	130120	8131	•	35363	•	140015	140005	
	252 4.1L Eng. Eldorado, Seville	•	130120	8131	•	35363	•	140013	140003	
	368 6.0L Eng. Comm Chassis	120128	130120	8122	8123	•	•	140013	140003	
	368 6.0L Eng. Limo	•	130120	8131	•	35363	•	140013	140003	
1981	368 6.0L Eng. Comm Chassis	120128	130120	8122	8123	•	•	140013	140003	
	368 6.0L Eng. DeVille, Eldorado, Fleetwood, Seville	•	130120	8131	•	35363	•	140013	140003	
1980	350 5.7L Eng. Eldorado, Seville	•	130120	8131	•	•	•	140015	140005	
	368 6.0L Eng. Comm Chassis, DeVille, Fleetwood, Limo Cal.	120128	130120	8122	8123	•	•	140013	140003	
	368 6.0L Eng. Comm Chassis, Limo Exc. Cal.	120128	130120	8122	8123	•	•	140013	140003	
	368 6.0L Eng. DeVille, Fleetwood 1st Design, Exc. Cal.	120128	130120	8122	8123	•	•	140013	140003	
	368 6.0L Eng. DeVille, Fleetwood 2nd Design, Exc. Cal.	120128	130120	8122	8123	35361	•	140013	140003	
	368 6.0L Eng. Eldorado, Seville	•	130120	8131	•	35363	•	140013	140003	
	350 5.7L Eng. Eldorado, Seville	120128	130120	8122	8123	•	•	140015	140005	
	425 7.0L Eng. Comm Chassis, Limo	120128	130120	8122	8123	•	•	140013	140003	
	425 7.0L Eng. DeVille, Fleetwood Exc. Electronic Fuel Injection (E.F.I.)	120128	130120	8122	8123	•	•	140013	140003	
	425 7.0L Eng. DeVille, Fleetwood w/Electronic Fuel Injection (E.F.I.)	120128	130120	8122	8123	35361	•	140013	140003	
1978-77	425 7.0L Eng. All Models	120128	130120	8122	8123	35361	•	140013	140003	
1978-76	350 5.7L Eng. Seville	120128	130120	8122	8123	35361	•	140015	140005	
1976-75	500 8.2L Eng. All Models	120128	130120	8122	8123	35361	•	140013	140003	
1974	500 8.2L Eng. All Models w/H.E.I.	120128	130120	8122	8123	35361	•	140013	140003	
CHEVROLET ELECTRONIC DISTRIBUTORS										
6 CYLINDER										
1982-80	229 3.8L Eng. All Models	•	130120	8129	•	•	•	140015	140005	
1979-78	250 4.1L Eng. All Models	•	130120	8129	•	35361	•	140013	140003	
1977-75	250 4.1L Eng. All Models w/H.E.I.	•	•	•	•	35361	•	•	•	
8 CYLINDER										
1982-80	267 4.4L, 305 5.0L Eng. All Models	120128	130120	8122	8123	35361	•	140013	140003	
1979-75	305 5.0L, 350 5.7L Eng. All Models w/H.E.I.	120128	130120	8122	8123	35361	•	140013	140003	
CHEVROLET DISTRIBUTORLESS IGNITIONS										
4 CYLINDER										
2003-92	134 [4] 2.2L Eng. Cavalier	140017	Two Coil Packs Required							
1996-92	134 [4] 2.2L Eng. Beretta, Corsica	140017			Two Coil Packs Required					

C suffix denotes Chrome for 8140C SuperStock Coil.



ELECTRONIC IGNITION TUNE UP PARTS

MAKE/ YEAR	MODEL, ENGINE & NOTES	CAP & ROTOR KIT		CONTROL MODULE	SUPER STOCK COIL	RACING COIL	SUPER COIL
		CAP	ROTOR				
CHEVROLET (cont.) DISTRIBUTORLESS IGNITIONS							
4 CYLINDER		COIL PACK		COMMENTS			
1993	134 [4] 2.2L Eng. Lumina			.140017			.Two Coil Packs Required
1992-90	151 [R] 2.5L Eng. Lumina			.140017			.Two Coil Packs Required
1991-90	134 [G] 2.2L Eng. Beretta, Cavalier, Corsica			.140017			.Two Coil Packs Required
1990-87	151 [R] 2.5L Eng. Celebrity			.140017			.Two Coil Packs Required
1989-87	122 [1] 2.0L Eng. Beretta, Cavalier, Corsica			.140017			.Two Coil Packs Required
6 CYLINDER							
2003-98	231 [K] 3.8L Eng. Lumina, Monte Carlo			.140017			.Three Coil Packs Required
2003-97	189 [M] 3.1L Eng. Malibu			.140017			.Three Coil Packs Required
2003-95	189 [M] 3.1L, 3.4L(E) Eng. Lumina, Malibu, Monte Carlo			.140017			.Three Coil Packs Required
2002-95	231 [K] 3.8L Eng. Camaro			.140017			.Three Coil Packs Required
1997-95	207 [X] 3.4L Eng. Lumina, Monte Carlo DOHC 24V			.140017			.Three Coil Packs Required
1996-94	189 [M] 3.1L Eng. Beretta, Corsica, Lumina, Monte Carlo			.140017			.Three Coil Packs Required
1995-93	207 [S] 3.4L Eng. Camaro			.140017			.Three Coil Packs Required
1994	189 [T] 3.1L Eng. Cavalier, Lumina			.140017			.Three Coil Packs Required
1994-91	207 [X] 3.4L Eng. Lumina DOHC 24V			.140017			.Three Coil Packs Required
1993-90	189 [T] 3.1L Eng. Beretta, Cavalier, Corsica			.140017			.Three Coil Packs Required
	189 [T] 3.1L Eng. Lumina Exc. Methanol Fuel			.140017			.Three Coil Packs Required
1990	189 [T] 3.1L Eng. Celebrity			.140017			.Three Coil Packs Required
1989-87	173 [W] 2.8L Eng. Beretta, Cavalier, Celebrity, Corsica			.140017			.Three Coil Packs Required
8 CYLINDER							
1995-89	350 [J] 5.7L Eng. ZR-1 Corvette LT-5 DOHC 32V			.140017			.Four Coil Packs Required
CHEVROLET ELECTRONIC DISTRIBUTORS							
4 CYLINDER							
1988	98 [5] 1.6L Eng. Nova w/Twin Cam					8140,8140C	140001
1988-87	92 [9] 1.5L Eng. Spectrum w/Turbo				35362		140011
1987-85	98 1.6L Eng. Chevette				35361		140011
1986	121 2.0L Eng. Cavalier				35362		140011
1986-85	151 [2] 2.5L Eng. Camaro						140011
	151 [R] 2.5L Eng. Celebrity, Citation						140011
1985	121 2.0L Eng. Cadet, Cavalier						140011
1984-83	98 1.6L Eng. Chevette				35361		
1982	98 1.6L Eng. Chevette w/4 Speed M.T., Cal.				35363		
	98 1.6L Eng. Chevette w/4 Speed M.T., Exc. Cal.				35361		
	98 1.6L Eng. Chevette w/5 Speed M.T., Can.				35361		
	98 1.6L Eng. Chevette w/5 Speed M.T., Exc. Can.				35363		
	98 1.6L Eng. Chevette w/A.T.				35361		
1981	98 1.6L Eng. Chevette Can.				35361		
	98 1.6L Eng. Chevette Exc. Can.				35363		
	151 2.5L Eng. Citation Can.		130120		35361		140013 140003
1980	98 1.6L Eng. Chevette				35361		
	151 2.5L Eng. Citation		130120		35361		140013 140003
1980-78	151 2.5L Eng. Monza		130120		35361		140013 140003
1979-76	85 1.4L, 98 1.6L Eng. Chevette				35361		
1977-75	140 2.3L Eng. Monza, Vega				35361		
1976-75	122 2.0L Eng. Cosworth Vega DOHC 16V				35361		
6 CYLINDER							
1993-92	262 [Z] 4.3L Eng. Caprice	120133	130133	8133		35370	140011
1992-90	189 [T] 3.1L Eng. Camaro	120133	130133	8133			140011
1990-86	262 [Z] 4.3L Eng. Caprice	120133	130133	8133		35362	140011
1989-85	173 [S] 2.8L Eng. Camaro	120133	130133	8133			140011
1988-86	262 [Z] 4.3L Eng. Monte Carlo	120133	130133	8133		35362	140011
1987-85	231 [A] 3.8L Eng. Monte Carlo		130120	8129		35361	140015 140005
1986	173 [W] 2.8L Eng. Cavalier, Celebrity w/Fuel Injection	120133	130133	8133			140011

C suffix denotes Chrome for 8140C SuperStock Coil.

ELECTRONIC IGNITION TUNE UP PARTS



MAKE/ YEAR	MODEL, ENGINE & NOTES	CAP	ROTOR	CAP & ROTOR KIT		CONTROL MODULE	SUPER STOCK COIL	RACING COIL	SUPER COIL
				PERF. TAN	HEAVY DUTY BLACK				
CHEVROLET (cont.) ELECTRONIC DISTRIBUTORS									
6 CYLINDER									
1986-85	173 [X] 2.8L Eng. Celebrity, Citation w/2 Bbl. Carb.	•	•	8130	•	•	•	•	140011
1985	173 [W] 2.8L Eng. Cavalier, Celebrity, Citation w/Fuel Injection	120133	130133	8133	•	•	•	•	140011
	231 [A] 3.8L Eng. Caprice, Impala	•	130120	8129	•	35361	•	140013	140003
	262 4.3L Eng. Caprice, Impala, Monte Carlo	120133	130133	8133	•	•	•	•	140011
1984-83	173 2.8L Eng. Celebrity, Citation	•	•	8130	•	•	•	•	•
1984-82	229 3.8L Eng. Caprice, Impala, Malibu, Monte Carlo	•	130120	8129	•	35363	•	140013	140003
	231 3.8L Eng. Caprice, Impala, Malibu, Monte Carlo Can.	•	130120	8129	•	35361	•	140015	140005
	231 3.8L Eng. Caprice, Impala, Malibu, Monte Carlo Exc. Can.	•	130120	8129	•	35363	•	140015	140005
	173 2.8L Eng. Camaro	•	•	8130	•	•	•	•	•
1982-81	173 2.8L Eng. Celebrity, Citation Can.	•	130120	8129	•	35361	•	140013	140003
	173 2.8L Eng. Celebrity, Citation Exc. Can.	•	130120	8129	•	35363	•	140013	140003
1981	229 3.8L Eng. Camaro w/M.T.	•	130120	8129	•	35361	•	140013	140003
	229 3.8L Eng. Camaro, Caprice, Impala w/A.T.	•	130120	8129	•	•	•	140013	140003
	229 3.8L Eng. Malibu, Monte Carlo Can.	•	130120	8129	•	35361	•	140013	140003
	229 3.8L Eng. Malibu, Monte Carlo w/A.T., Exc. Can.	•	130120	8129	•	•	•	140013	140003
	229 3.8L Eng. Malibu, Monte Carlo w/M.T., Exc. Can.	•	130120	8129	•	35361	•	140013	140003
	231 3.8L Eng. Camaro, Caprice, Impala, Malibu, Monte Carlo Can., Exc. Turbo	•	130120	8129	•	35361	•	140015	140005
	231 3.8L Eng. Camaro, Caprice, Impala, Malibu, Monte Carlo Exc. Can., Exc. Turbo	•	130120	8129	•	35363	•	140015	140005
1980	231 3.8L Eng. Malibu, Monte Carlo Can., w/Turbo	•	130120	8129	•	35363	•	140015	140005
	173 2.8L Eng. Citation	•	130120	8129	•	35361	•	140013	140003
	229 3.8L Eng. Camaro, Caprice, Impala, Malibu, Monte Carlo	•	130120	8129	•	35361	•	140013	140003
	231 3.8L Eng. Camaro, Caprice, Impala, Malibu, Monte Carlo, Monza Cal.	•	130120	8129	•	35363	•	140015	140005
	231 3.8L Eng. Camaro, Caprice, Impala, Malibu, Monte Carlo, Monza Exc. Cal., Exc. Turbo	•	130120	8129	•	35361	•	140015	140005
	231 3.8L Eng. Monte Carlo Exc. Cal., w/Turbo	•	130120	8129	•	•	•	140015	140005
1979-77	200 3.3L Eng. Malibu, Monte Carlo	•	130120	8129	•	35361	•	140013	140003
1979-78	196 3.2L Eng. Monza	•	130120	8129	•	35361	•	140015	140005
	231 3.8L Eng. Malibu, Monte Carlo, Monza	•	130120	8129	•	35361	•	140015	140005
1978	250 4.1L Eng. Camaro, Caprice, Impala, Nova	•	130120	8129	•	35361	•	140013	140003
1977-75	250 4.1L Eng. Camaro, Caprice, Chevelle, Impala, Malibu, Monte Carlo, Nova	•	•	•	•	35361	•	•	•
8 CYLINDER									
1996	265 [W] 4.3L, 350 [P] 5.7L Eng. Caprice, Impala SS	•	•	•	•	•	•	•	140024
1996	350 [P] Camaro LT1/LT4	•	•	•	•	•	•	•	140024
1995-94	265 [W] 4.3L Eng. Caprice	•	•	•	•	•	•	•	140011
	350 [P] 5.7L Eng. Caprice, Impala SS LT1	•	•	•	•	•	•	•	140011
1995-93	350 [P] 5.7L Eng. Camaro LT1	•	•	•	•	•	•	•	140011
1995-92	350 [P] 5.7L Eng. Corvette LT1	•	•	•	•	•	•	•	140011
1993-91	305 [E] 5.0L Eng. Caprice	120137	130137	8132	•	35370	•	•	140011
	350 [7] 5.7L Eng. Caprice Police Car	120137	130137	8132	•	35370	•	•	140011
1992	305 [E] 5.0L Eng. Camaro TBI	120137	130137	8132	•	35370	•	•	140011
	305 [F] 5.0L Eng. Camaro TPI	120137	130137	8132	•	35370	•	•	140011
	350 [8] 5.7L Eng. Camaro TPI	120137	130137	8132	•	35370	•	•	140011
1991	305 [E] 5.0L Eng. All Models w/Dist. 1103880	120137	130137	8132	•	35370	•	•	140011
	305 [E] 5.0L Eng. Camaro w/Dist. 1103749	120137	130137	8132	•	35362	•	•	140011
1991-90	350 [8] 5.7L Eng. Corvette TPI	•	130120	8131	•	35363	•	140015	140005
	305 [F] 5.0L Eng. Camaro TPI	120137	130137	8132	•	35370	•	•	140011
	350 [8] 5.7L Eng. Camaro TPI	120137	130137	8132	•	35370	•	•	140011
1990-87	350 [7] 5.7L Eng. Caprice Police Car	120137	130137	8132	•	35362	•	•	140011
1990-86	307 [Y] 5.0L Eng. Caprice Wagon	120128	130120	8122	8123	35363	•	140015	140005
1990-89	305 [E] 5.0L Eng. Caprice	120137	130137	8132	•	35362	•	•	140011
1990-87	305 [E] 5.0L Eng. Camaro TBI	120137	130137	8132	•	35362	•	•	140011

C suffix denotes Chrome for 8140C SuperStock Coil.



ELECTRONIC IGNITION TUNE UP PARTS

MAKE/ YEAR	MODEL, ENGINE & NOTES	CAP	ROTOR	CAP & ROTOR KIT		CONTROL MODULE	SUPER STOCK COIL	RACING COIL	SUPER COIL	
				PERF. TAN	HEAVY DUTY BLACK					
CHEVROLET (cont.) ELECTRONIC DISTRIBUTORS										
8 CYLINDER										
1990-87	305 [F] 5.0L Eng. Camaro TPI	120137	130137	8132	•	35362	•	•	140011	
1989-88	350 [8] 5.7L Eng. Camaro TPI	120137	130137	8132	•	35362	•	•	140011	
	350 [8] 5.7L Eng. Corvette TPI	•	130120	8131	•	35363	•	140015	140005	
1988-87	305 [G] 5.0L Eng. Monte Carlo SS H.O.	120137	130137	8132	•	35362	•	•	140011	
1988	305 [H] 5.0L Eng. Caprice, Monte Carlo	120137	130137	8132	•	35362	•	•	140011	
1987	305 [F] 5.0L Eng. Camaro	120137	130137	8132	•	35362	•	•	140011	
	305 [H] 5.0L Eng. Camaro Exc. Can.	120137	130137	8132	•	35362	•	•	140011	
	305 [H] 5.0L Eng. Caprice, Monte Carlo Exc. Can.	120137	130137	8132	•	35362	•	•	140011	
	350 [8] 5.7L Eng. Camaro w/Remote Mount Coil	120137	130137	8132	•	35362	•	•	140011	
	350 [8] 5.7L Eng. Camaro w/In-Cap Coil	•	130120	8131	•	35363	•	140015	140005	
	1987-86	305 [H] 5.0L Eng. Camaro, Caprice, Monte Carlo Can.	120128	130120	8122	8123	35361	•	140013	140003
	350 5.7L Eng. Caprice Police Car, Can.	120128	130120	8122	8123	35361	•	140013	140003	
1987-85	350 [8] 5.7L Eng. Corvette TPI	•	130120	8131	•	35363	•	140015	140005	
1986-85	305 [F] 5.0L Eng. Camaro TPI	•	130120	8131	•	35363	•	140013	140003	
1986	305 [H] 5.0L Eng. Camaro, Caprice, Monte Carlo Exc. Can.	120128	130120	8122	8123	35363	•	140013	140003	
	350 5.7L Eng. Caprice Police Car, Exc. Can.	120128	130120	8122	8123	35363	•	140013	140003	
1986-85	305 [G] 5.0L Eng. Camaro, Monte Carlo SS H.O.	120128	130120	8122	8123	35363	•	140013	140003	
1985	305 [H] 5.0L Eng. Camaro, Caprice, Impala, Monte Carlo Can.	120128	130120	8122	8123	35361	•	140013	140003	
	305 [H] 5.0L Eng. Camaro, Caprice, Impala, Monte Carlo Exc. Can.	120128	130120	8122	8123	35361	•	140015	140005	
1985-83	350 5.7L Eng. Caprice, Impala Police Car, Can.	120128	130120	8122	8123	35361	•	140013	140003	
	350 5.7L Eng. Caprice, Impala Police Car, Exc. Can.	120128	130120	8122	8123	35363	•	140013	140003	
	1984	305 [G] 5.0L Eng. Camaro, Monte Carlo SS H.O. Exc. Can.	120128	130120	8122	8123	35363	•	140013	140003
1984	305 [G] 5.0L Eng. Camaro, Monte Carlo SS H.O. Can.	120128	130120	8122	8123	35361	•	140013	140003	
	305 [H] 5.0L Eng. Camaro, Caprice, Impala, Monte Carlo Exc. Can.	120128	130120	8122	8123	35363	•	140013	140003	
	305 [H] 5.0L Eng. Camaro, Monte Carlo Can.	120128	130120	8122	8123	35361	•	140013	140003	
	350 [8] 5.7L Eng. Corvette Cross-Fire EFI	120128	130120	8122	8123	35363	•	140015	140005	
	1983	305 [H] 5.0L Eng. Camaro, Caprice, Impala, Malibu, Monte Carlo Can.	120128	130120	8122	8123	35361	•	140013	140003
1983	305 [H] 5.0L Eng. Camaro, Caprice, Impala, Malibu, Monte Carlo Exc. Can.	120128	130120	8122	8123	35363	•	140013	140003	
	305 [S] 5.0L Eng. Camaro Cross-Fire EFI	120128	130120	8122	8123	35363	•	140013	140003	
	1983-82	305 [7] 5.0L Eng. Camaro Cross-Fire EFI	120128	130120	8122	8123	35363	•	140013	140003
1982	267 4.4L Eng. Caprice, Impala, Malibu, Monte Carlo Can.	120128	130120	8122	8123	35361	•	140013	140003	
	267 4.4L Eng. Caprice, Impala, Malibu, Monte Carlo Exc. Can.	120128	130120	8122	8123	35363	•	140013	140003	
1982	305 [H] 5.0L Eng. Camaro, Caprice, Impala, Malibu, Monte Carlo Can.	120128	130120	8122	8123	35361	•	140013	140003	
	305 [H] 5.0L Eng. Camaro, Caprice, Impala, Malibu, Monte Carlo Exc. Can.	120128	130120	8122	8123	35363	•	140013	140003	
	350 5.7L Eng. Caprice, Impala Police Car	120128	130120	8122	8123	35361	•	140013	140003	
	350 [8] 5.7L Eng. Corvette Cross-Fire	120128	130120	8122	8123	35363	•	140015	140005	
	1981	267 4.4L, 305 5.0L Eng. Bel Air, Camaro, Caprice, Impala, Malibu, Monte Carlo Can.	120128	130120	8122	8123	35361	•	140013	140003
	267 4.4L, 305 5.0L Eng. Bel Air, Camaro, Caprice, Impala, Malibu, Monte Carlo Exc. Can.	120128	130120	8122	8123	35363	•	140013	140003	
	350 5.7L Eng. Bel Air, Caprice, Corvette, Impala, Malibu	120128	130120	8122	8123	35363	•	140013	140003	
1981	350 5.7L Eng. Camaro Can.	120128	130120	8122	8123	35361	•	140013	140003	
	350 5.7L Eng. Camaro Exc. Can.	120128	130120	8122	8123	35363	•	140013	140003	
	350 5.7L Eng. Corvette Exc. Can.	120128	130120	8122	8123	35363	•	140013	140003	
	1980	267 4.4L Eng. Bel Air, Camaro, Caprice, Impala, Malibu, Monte Carlo	120128	130120	8122	8123	35361	•	140013	140003
	305 5.0L Eng. Bel Air, Camaro, Caprice, Impala, Malibu, Monte Carlo	120128	130120	8122	8123	35361	•	140013	140003	
305 5.0L Eng. Corvette Cal. only	120128	130120	8122	8123	35361	•	140013	140003		
350 5.7L Eng. Corvette Exc. Cal.	120128	130120	8122	8123	35361	•	140013	140003		

C suffix denotes Chrome for 8140C SuperStock Coil.

ELECTRONIC IGNITION TUNE UP PARTS



MAKE/ YEAR	MODEL, ENGINE & NOTES	CAP	ROTOR	CAP & ROTOR KIT		CONTROL MODULE	SUPER STOCK COIL	RACING COIL	SUPER COIL
				PERF. TAN	HEAVY DUTY BLACK				
CHEVROLET (cont.) ELECTRONIC DISTRIBUTORS									
8 CYLINDER									
1980	350 5.7L Eng. Camaro, Caprice, Impala, Malibu	120128	130120	8122	8123	35361	•	140013	140003
1979	267 4.4L Eng. Malibu, Monte Carlo	120128	130120	8122	8123	35361	•	140013	140003
1979-78	305 5.0L Eng. Bel Air, Camaro, Caprice, Impala, Malibu, Monte Carlo, Monza, Nova	120128	130120	8122	8123	35361	•	140013	140003
	350 5.7L Eng. Bel Air, Camaro, Caprice, Impala, Malibu, Monte Carlo, Nova	120128	130120	8122	8123	35361	•	140013	140003
1979-75	350 5.7L Eng. Corvette	120128	130120	8122	8123	35361	•	140013	140003
1977	305 5.0L Eng. Bel Air, Camaro, Caprice, Chevelle, Impala, Malibu, Monte Carlo, Nova	120128	130120	8122	8123	35361	•	140013	140003
	350 5.7L Eng. Bel Air, Camaro, Caprice, Chevelle, Corvette, Impala, Malibu, Monte Carlo, Nova	120128	130120	8122	8123	35361	•	140013	140003
1976	305 5.0L Eng. Camaro, Chevelle, Malibu, Monte Carlo, Nova	120128	130120	8122	8123	35361	•	140013	140003
	350 5.7L Eng. Bel Air, Camaro, Caprice, Chevelle, Impala, Malibu, Monte Carlo, Nova w/4 Bbl. Carb., Exc. Cal.	120128	130120	8122	8123	35361	•	140015	140005
	350 5.7L Eng. Bel Air, Caprice, Chevelle, Impala, Malibu, Monte Carlo w/2 Bbl. Carb.	120128	130120	8122	8123	35361	•	140013	140003
	350 5.7L Eng. Camaro, Caprice, Chevelle, Impala, Malibu, Monte Carlo, Nova w/4 Bbl. Carb., Cal.	120128	130120	8122	8123	35361	•	140013	140003
	400 6.6L Eng. Bel Air, Caprice, Chevelle, Impala, Malibu, Monte Carlo	120128	130120	8122	8123	35361	•	140013	140003
	454 7.4L Eng. Bel Air, Caprice, Impala	120128	130120	8122	8123	35361	•	140013	140003
1976-75	262 4.3L Eng. Monza, Nova	120128	130120	8122	8123	35361	•	140013	140003
1975	350 5.7L Eng. Biscayne, Caprice, Chevelle, Impala, Malibu, Monte Carlo, Nova w/2 Bbl. Carb.	120128	130120	8122	8123	35361	•	140013	140003
	350 5.7L Eng. Biscayne, Caprice, Chevelle, Impala, Malibu, Monte Carlo, Nova w/4 Bbl. Carb., Cal.	120128	130120	8122	8123	35361	•	140013	140003
	350 5.7L Eng. Biscayne, Caprice, Chevelle, Impala, Malibu, Monte Carlo, Nova w/4 Bbl. Carb., Exc. Cal.	120128	130120	8122	8123	35361	•	140015	140005
	350 5.7L Eng. Camaro w/2 Bbl. Carb.	120128	130120	8122	8123	35361	•	140013	140003
	350 5.7L Eng. Camaro w/4 Bbl. Carb., Cal., Exc. Z-28	120128	130120	8122	8123	35361	•	140013	140003
	350 5.7L Eng. Camaro w/4 Bbl. Carb., Exc. Z-28, Exc. Cal.	120128	130120	8122	8123	35361	•	140015	140005
	350 5.7L Eng. Camaro w/4 Bbl. Carb., Z-28	120128	130120	8122	8123	35361	•	140013	140003
	400 6.6L, 454 7.4L Eng. Biscayne, Caprice, Chevelle, Impala, Malibu, Monte Carlo	120128	130120	8122	8123	35361	•	140013	140003
1974	All Eng. All Models w/HEI	120128	130120	8122	8123	35361	•	140013	140003

CHEVROLET TRUCK DISTRIBUTORLESS IGNITIONS									
4 CYLINDER				SUPER COIL PACK			COMMENTS		
2003-94	134 [4] 2.2L Eng. LLV, S-10, T-10					140017			Two Coil Packs Required
6 CYLINDER									
2003-97	207 3.4L Eng. Venture					140017			Three Coil Packs Required
1996	207 [E] 3.4L Eng. Lumina (A.P.V.)					140017			Three Coil Packs Required
1995-92	231 [L] 3.8L Eng. Lumina (A.P.V.)					140017			Three Coil Packs Required

CHEVROLET TRUCK DISTRIBUTORLESS IGNITIONS									
4 CYLINDER									
1993-91	151 [A] 2.5L Eng. LLV, S-10, T-10	•	•	•	•	•	•	•	140011
1991-89	151 [E] 2.5L Eng. LLV, S-10, T-10	•	•	•	•	•	•	•	140011
1990-89	98 1.6L Eng. Tracker Can.	•	•	•	•	•	8140,8140C	140108	140001
1990-85	151 2.5L Eng. M-10 Astro	•	•	•	•	•	•	•	140011
1988-85	151 2.5L Eng. S-10, S-10 Blazer, T-10, T-10 Blazer	•	•	•	•	•	•	•	140011
1985-82	119 1.9L Eng. S-10, S-10 Blazer, T-10, T-10 Blazer	•	•	•	•	•	8140,8140C	140108	140001
1984-83	122 2.0L Eng. S-10, S-10 Blazer, T-10, T-10 Blazer	•	•	•	•	•	•	•	•
1982-81	All Eng. Luv.	•	•	•	•	•	8140,8140C	140205	140001
6 CYLINDER									
2004-96	262 [W] 4.3L Eng. C-1500, G-1500, K-1500	120142*	130141*	•	•	•	•	•	140024
	262 [W] 4.3L Eng. C-2500, G-2500, K-2500, P-30	120142*	130141*	•	•	•	•	•	140024

C suffix denotes Chrome for 8140C SuperStock Coil. *Heavy Duty Black



ELECTRONIC IGNITION TUNE UP PARTS

MAKE/ YEAR	MODEL, ENGINE & NOTES	CAP	ROTOR	CAP & ROTOR KIT		CONTROL MODULE	SUPER STOCK COIL	RACING COIL	SUPER COIL
				PERF. TAN	HEAVY DUTY BLACK				
CHEVROLET TRUCK (cont.) ELECTRONIC DISTRIBUTORS									
6 CYLINDER									
2004-96	262 [W][X] 4.3L Eng. Blazer, S-10, T-10, M-10 Astro	120142*	130141*	•	•	•	•	•	140024
1995	262 [W] 4.3L Eng. Blazer, S-10, T-10 w/Side Tower Dist.	120142*	130141*	•	•	•	•	•	140011
	262 [W] 4.3L Eng. Blazer, S-10, T-10 w/Top Tower Dist.	120133	130133	8133	•	35370	•	•	140011
1995-91	189 [D] 3.1L Eng. Lumina (A.P.V.)	•	•	•	•	•	•	•	140011
1995	262 [Z] 4.3L Eng. Blazer, S-10, T-10	120133	130133	8133	•	35370	•	•	140011
1995-92	262 [Z] 4.3L Eng. C-1500, C-2500, K-1500, K-2500	120133	130133	8133	•	35370	•	•	140011
	262 [Z] 4.3L Eng. G-10, G-20, G-30, P-30	120133	130133	8133	•	35370	•	•	140011
1995-93	262 [W][Z] 4.3L Eng. M-10 Astro	120133	130133	8133	•	35362	•	•	140011
1994-92	262 [W][Z] 4.3L Eng. S-10, S-10 Blazer, T-10, T-10 Blazer	120133	130133	8133	•	•	•	•	140011
1993-92	173 [R] 2.8L Eng. S-10, T-10	•	•	•	•	•	•	•	140011
1992-90	262 [B][Z] 4.3L Eng. M-10 Astro	120133	130133	8133	•	35362	•	•	140011
1991-90	173 [R] 2.8L Eng. S-10, T-10	•	•	8130	•	•	•	•	140011
	262 [Z] 4.3L Eng. C-1500, C-2500, G-10, G-20, G-30, K-1500, K-2500, P-30	120133	130133	8133	•	35362	•	•	140011
	262 [Z] 4.3L Eng. S-10, S-10 Blazer, T-10, T-10 Blazer	120133	130133	8133	•	35362	•	•	140011
1990	189 [D] 3.1L Eng. Lumina (A.P.V.)	•	•	8130	•	•	•	•	140011
1989	292 [T] 4.8L Eng. P-20, P-30	•	130120	8129	•	35361	•	140013	140003
1989-88	262 [Z] 4.3L Eng. All Models	120133	130133	8133	•	35362	•	•	140011
1989-86	173 [R] 2.8L Eng. S-10, S-10 Blazer, T-10, T-10 Blazer	•	•	8130	•	•	•	•	140011
1988-87	292 [T] 4.8L Eng. P-20, P-30, R-20, R-30, V-20, V-30	•	130120	8129	•	35361	•	140013	140003
1987	262 4.3L Eng. El Camino, G-10, G-20, G-30, M-10 Astro, R-10, R-20, V-10, V-20	120133	130133	8133	•	35362	•	•	140011
1986-84	292 4.8L Eng. C-20, C-20 Suburban, C-30, K-20, K-20 Suburban, K-30, P-20, P-30	•	130120	8129	•	35361	•	140013	140003
1986	262 4.3L Eng. C-10, C-20, G-10, G-20, K-10 Cal.	•	130120	8129	•	35363	•	140013	140003
	262 4.3L Eng. C-10, C-20, G-10, G-20, K-10 Exc. Cal.	•	130120	8129	•	•	•	140013	140003
	262 4.3L Eng. El Camino, M-10 Astro	120133	130133	8133	•	35362	•	•	140011
1985-83	231 [A] 3.8L Eng. El Camino Can.	•	130120	8129	•	35361	•	140015	140005
1985	262 4.3L Eng. C-10, C-20, G-10, G-20, K-10, M-10 Astro Cal.	•	130120	8129	•	35363	•	140013	140003
	262 4.3L Eng. C-10, C-20, G-10, G-20, K-10, M-10 Astro Exc. Cal.	•	130120	8129	•	•	•	140013	140003
	262 [Z] 4.3L Eng. El Camino	120133	130133	8133	•	•	•	•	140011
1985-82	173 2.8L Eng. S-10, S-10 Blazer, T-10, T-10 Blazer	•	•	8130	•	•	•	•	•
1984-82	229 3.8L Eng. El Camino	•	130120	8129	•	35363	•	140013	140003
1984	250 4.1L Eng. C-10, C-20, G-10, G-20, G-30, K-10 Cal.	•	130120	8129	•	35363	•	140013	140003
	250 4.1L Eng. C-10, C-20, G-10, G-20, G-30, K-10 Exc. Cal.	•	130120	8129	•	35361	•	140013	140003
1984-83	231 [A] 3.8L Eng. El Camino Exc. Can.	•	130120	8129	•	35363	•	140015	140005
1983	250 4.1L Eng. C-10, C-20, G-10, G-20, K-10, K-20 Cal.	•	130120	8129	•	35363	•	140015	140005
	250 4.1L Eng. C-10, C-20, G-10, G-20, K-10, K-20 Exc. Cal.	•	130120	8129	•	35361	•	140015	140005
1983-78	292 4.8L Eng. All Models	•	130120	8129	•	35361	•	140015	140005
1982	231 [A] 3.8L Eng. El Camino Can.	•	130120	8129	•	35361	•	140015	140005
	231 [A] 3.8L Eng. El Camino Exc. Can.	•	130120	8129	•	35363	•	140015	140005
1982-78	250 4.1L Eng. All Models	•	130120	8129	•	35361	•	140013	140003
1981	229 3.8L Eng. El Camino Can.	•	130120	8129	•	35361	•	140013	140003
	229 3.8L Eng. El Camino w/A.T., Exc. Can.	•	130120	8129	•	•	•	140013	140003
	229 3.8L Eng. El Camino w/M.T., Exc. Can.	•	130120	8129	•	35361	•	140013	140003
	231 3.8L Eng. El Camino Exc. Can.	•	130120	8129	•	35363	•	140015	140005
1980	229 3.8L Eng. El Camino	•	130120	8129	•	35361	•	140013	140003
	231 3.8L Eng. El Camino Cal.	•	130120	8129	•	35363	•	140015	140005
	231 3.8L Eng. El Camino Exc. Cal.	•	130120	8129	•	35361	•	140015	140005
1979-78	200 3.3L Eng. El Camino	•	130120	8129	•	35361	•	140013	140003
	231 3.8L Eng. El Camino	•	130120	8129	•	35361	•	140015	140005
1977-75	250 4.1L, 292 4.8L Eng. All Models w/HEI	•	•	•	•	35361	•	•	•

C suffix denotes Chrome for 8140C SuperStock Coil. *Heavy Duty Black

ELECTRONIC IGNITION TUNE UP PARTS



MAKE/ YEAR	MODEL, ENGINE & NOTES	CAP & ROTOR KIT		PERF. TAN	HEAVY DUTY BLACK	CONTROL MODULE	SUPER STOCK COIL	RACING COIL	SUPER COIL	
		CAP	ROTOR							
CHEVROLET TRUCK (cont.) ELECTRONIC DISTRIBUTORS										
8 CYLINDER										
2001-99	350 [R] 5.7L Eng. C-1500 Suburban, C-2500HD, C-2500 Suburban, C-3500, K-1500 Suburban, K-2500HD, K-2500 Suburban, K-3500, Tahoe	120141*	130141*	•	•	•	•	•	•	140024
2000-96	454 [J] 7.4L Eng. C-2500HD, C-2500 Suburban, C-3500, K-2500HD, K-2500 Suburban, K-3500	120141*	130141*	•	•	•	•	•	•	140024
2001-96	305 [M] 5.0L Eng. C-1500, C-2500, G-1500, K-1500	120141*	130141*	•	•	•	•	•	•	140024
	350 [R] 5.7L Eng. C-1500, C-1500 Suburban, C-2500, C-2500 Suburban, C-3500, G-1500, G-2500, G-3500, K-1500, K-1500 Suburban, K-2500, K-2500 Suburban, K-3500, P-30, Tahoe	120141*	130141*	•	•	•	•	•	•	140024
	454 [J] 7.4L Eng. C-2500, C-2500 Suburban, C-3500, G-3500, K-2500, K-2500 Suburban, K-3500, P-30	120141*	130141*	•	•	•	•	•	•	140024
1997-96	454 [N] 7.4L Eng. P-30 Motor Home Chassis	120137	130137	8132	•	35370	•	•	•	140011
1995-92	305 [H] 5.0L Eng. C-1500, C-2500, G-10, G-20, K-1500, K-2500	120137	130137	8132	•	35370	•	•	•	140011
	350 [K] 5.7L Eng. Blazer, C-1500, C-1500 Suburban, C-2500, C-2500 Suburban, C-3500, G-10, G-20, G-30, K-1500, K-1500 Suburban, K-2500, K-2500 Suburban, K-3500, P-30, Tahoe	120137	130137	8132	•	35370	•	•	•	140011
1995-94	454 [N] 7.4L Eng. C-2500, C-2500 Suburban, C-3500, G-30, K-2500, K-2500 Suburban, K-3500, P-30	120137	130137	8132	•	35370	•	•	•	140011
1993-92	454 [N] 7.4L Eng. C-1500 454-SS, C-2500, C-2500 Suburban, C-3500, G-30, K-2500, K-2500 Suburban, K-3500, P-30	120137	130137	8132	•	35370	•	•	•	140011
1991	350 [K] 5.7L Eng. Blazer, C-1500, C-2500, C-3500, K-1500, K-2500, K-3500, R-1500 Suburban, R-2500 Suburban, R-3500, V-1500 Suburban, V-2500 Suburban, V-3500	120137	130137	8132	•	35362	•	•	•	140011
	350 [K] 5.7L, 454 [N] 7.4L Eng. P-30	120137	130137	8132	•	35362	•	•	•	140011
	454 [N] 7.4L Eng. C-1500 454-SS, C-2500, C-3500, G-30, K-2500, K-3500, R-2500 Suburban, R-3500, V-2500 Suburban, V-3500	120137	130137	8132	•	35362	•	•	•	140011
1991-90	305 [H] 5.0L Eng. C-1500, C-2500, G-10, G-20, K-1500, K-2500	120137	130137	8132	•	35362	•	•	•	140011
	350 [K] 5.7L Eng. G-10, G-20, G-30	120137	130137	8132	•	35362	•	•	•	140011
1990	350 [K] 5.7L Eng. Blazer, C-1500, C-2500, C-3500, K-1500, K-2500, K-3500, P-30, R-1500 Suburban, R-2500 Suburban, R-3500, V-1500 Suburban, V-2500 Suburban, V-3500	120137	130137	8132	•	35362	•	•	•	140011
	454 [N] 7.4L Eng. C-1500 454-SS, C-3500, G-30, K-3500, P-30, R-2500 Suburban, R-3500, V-2500 Suburban, V-3500	120137	130137	8132	•	35362	•	•	•	140011
1989	350 [K] 5.7L Eng. Blazer, C-10, C-20, C-30, G-10, G-20, G-30, K-10, K-20, K-30, P-20, P-30, R-1500 Suburban, R-2500, R-2500 Suburban, R-3500, V-1500 Suburban, V-2500, V-2500 Suburban, V-3500	120137	130137	8132	•	35362	•	•	•	140011
	454 [N] 7.4L Eng. C-30, G-30, K-30, R-20, R-2500 Suburban, R-3500, V-3500	120137	130137	8132	•	35362	•	•	•	140011
	454 [W] 7.4L Eng. P-30, R-3500, V-3500	120128	130120	8122	8123	35361	•	140013	•	140003
1989-88	305 [H] 5.0L Eng. C-10, C-20, G-10, G-20, K-10, K-20	120137	130137	8132	•	35362	•	•	•	140011
1988	305 [H] 5.0L Eng. El Camino	120137	130137	8132	•	35362	•	•	•	140011
	350 [K] 5.7L Eng. Blazer, C-10, C-20, C-30, G-10, G-20, G-30, K-10, K-20, K-30, P-20, P-30, R-10 Suburban, R-20, R-20 Suburban, R-30, V-10 Suburban, V-20, V-20 Suburban, V-30	120137	130137	8132	•	35362	•	•	•	140011
	350 [M] 5.7L Eng. G-30, P-20, P-30, R-30, V-30	120128	130120	8122	8123	35361	•	140013	•	140003
	454 [N] 7.4L Eng. C-30, K-30, R-20, R-20 Suburban, R-30, V-30	120137	130137	8132	•	35362	•	•	•	140011
	454 [W] 7.4L Eng. P-30, R-30, V-30	120128	130120	8122	8123	35361	•	140013	•	140003
	305 [G][H] 5.0L Eng. El Camino	120137	130137	8132	•	35362	•	•	•	140011
1987	305 [H] 5.0L Eng. Blazer, G-10, G-20, R-10, R-10 Suburban, R-20, V-10	120137	130137	8132	•	35362	•	•	•	140011
	305 [H] 5.0L Eng. El Camino Can.	120128	130120	8122	8123	35361	•	140013	•	140003
	305 [H] 5.0L Eng. El Camino Exc. Can.	120137	130137	8132	•	35362	•	•	•	140011

C suffix denotes Chrome for 8140C SuperStock Coil. *Heavy Duty Black



ELECTRONIC IGNITION TUNE UP PARTS

MAKE/ YEAR	MODEL, ENGINE & NOTES	CAP & ROTOR KIT		PERF. TAN	HEAVY DUTY BLACK	CONTROL MODULE	SUPER STOCK COIL	RACING COIL	SUPER COIL	
		CAP	ROTOR							
CHEVROLET TRUCK (cont.) ELECTRONIC DISTRIBUTORS										
8 CYLINDER										
1987	350 [K] 5.7L Eng. Blazer, G-10, G-20, G-30, P-20, P-30, R-10, R-10 Suburban, R-20, R-20 Suburban, R-30, V-10, V-10 Suburban, V-20, V-20 Suburban, V-30	120137	130137	8132	•	35362	•	•	140011	
	350 [M] 5.7L Eng. G-30, P-20, P-30 Cal.	•	130120	8131	•	35361	•	140013	140003	
	350 [M] 5.7L Eng. G-30, P-20, P-30 Exc. Cal.	120128	130120	8122	8123	35361	•	140013	140003	
	350 [M] 5.7L Eng. R-30, V-30	120128	130120	8122	8123	35361	•	140013	140003	
	454 [N] 7.4L Eng. R-20, R-20 Suburban, R-30, V-30	120137	130137	8132	•	35362	•	•	140011	
	454 [W] 7.4L Eng. P-30, R-30, V-30	120128	130120	8122	8123	35361	•	140013	140003	
1986-85	350 [L] 5.7L Eng. Blazer, C-10, C-10 Suburban, C-20, C-20 Suburban, C-30, G-10, G-20, G-30, K-10, K-10 Suburban, K-20, K-20 Suburban, K-30 Cal.	120128	130120	8122	8123	35363	•	140013	140003	
	350 [L] 5.7L Eng. Blazer, C-10, C-10 Suburban, C-20, C-20 Suburban, C-30, G-10, G-20, G-30, K-10, K-10 Suburban, K-20, K-20 Suburban, K-30 Exc. Cal.	120128	130120	8122	8123	35361	•	140013	140003	
	454 [W] 7.4L Eng. C-20, C-20 Suburban, C-30, K-30, P-20, P-30	120128	130120	8122	8123	35361	•	140013	140003	
1986-84	305 [G] 5.0L Eng. El Camino	120128	130120	8122	8123	35363	•	140013	140003	
1986-83	350 [K] 5.7L Eng. C-20, C-20 Suburban, C-30, G-20	120128	130120	8122	8123	35361	•	140013	140003	
1986-82	305 [F] 5.0L Eng. Blazer, C-10, C-10 Suburban, C-20, C-20 Suburban, G-10, G-20, K-10, K-20	120128	130120	8122	8123	35363	•	140013	140003	
	305 [H] 5.0L Eng. El Camino Can.	120128	130120	8122	8123	35361	•	140013	140003	
	305 [H] 5.0L Eng. El Camino Exc. Can.	120128	130120	8122	8123	35363	•	140013	140003	
1986-81	305 [H] 5.0L Eng. Blazer, C-10, C-10 Suburban, C-20, C-20 Suburban, G-10, G-20, K-10, K-20	120128	130120	8122	8123	•	•	140013	140003	
1986-80	350 [M] 5.7L Eng. C-20, C-20 Suburban, C-30, G-20, G-30, K-20, K-20 Suburban, K-30, P-20, P-30	120128	130120	8122	8123	35361	•	140013	140003	
1984-80	350 [L] 5.7L Eng. Blazer, C-10, C-10 Suburban, C-20, C-20 Suburban, C-30, G-10, G-20, G-30, K-10, K-10 Suburban, K-20, K-20 Suburban, K-30	120128	130120	8122	8123	35361	•	140013	140003	
1984-81	454 7.4L Eng. C-20, C-20 Suburban, C-30, K-20, K-20 Suburban, K-30, P-20, P-30	120128	130120	8122	8123	35361	•	140013	140003	
1982-81	267 4.4L Eng. El Camino Can.	120128	130120	8122	8123	35361	•	140013	140003	
	267 4.4L Eng. El Camino Exc. Can.	120128	130120	8122	8123	35363	•	140013	140003	
1981	305 5.0L Eng. El Camino Can.	120128	130120	8122	8123	35361	•	140013	140003	
	305 5.0L Eng. El Camino Exc. Can.	120128	130120	8122	8123	35363	•	140013	140003	
	305 [F] 5.0L Eng. Blazer, C-10, C-10 Suburban, C-20 Suburban, G-10, G-20	120128	130120	8122	8123	35361	•	140013	140003	
	305 [G] 5.0L Eng. Blazer, C-10, C-10 Suburban, G-10, G-20	120128	130120	8122	8123	35361	•	140013	140003	
	350 5.7L Eng. El Camino	120128	130120	8122	8123	35363	•	140013	140003	
1981-80	350 [P] 5.7L Eng. C-30	120128	130120	8122	8123	35361	•	140013	140003	
1980	267 4.4L Eng. El Camino	120128	130120	8122	8123	35361	•	140013	140003	
	305 5.0L Eng. Blazer, C-10, C-10 Suburban, El Camino, G-10	120128	130120	8122	8123	35361	•	140013	140003	
	400 [R][X] 6.6L Eng. G-20, G-30, K-20, K-20 Suburban, K-30	120128	130120	8122	8123	35361	•	140013	140003	
	454 7.4L Eng. C-20, C-20 Suburban, C-30, P-20, P-30	120128	130120	8122	8123	35361	•	140013	140003	
1979	267 4.4L Eng. El Camino	120128	130120	8122	8123	35361	•	140013	140003	
1979-77	350 5.7L Eng. El Camino	120128	130120	8122	8123	35361	•	140013	140003	
1979-76	305 5.0L Eng. All Models	120128	130120	8122	8123	35361	•	140013	140003	
1979-75	350 5.7L Eng. Blazer, C-10, C-10 Suburban, C-20, C-20 Suburban, C-30, G-10, G-20, G-30, K-10, K-10 Suburban, K-20, K-20 Suburban, K-30, P-20, P-30	120128	130120	8122	8123	35361	•	140013	140003	
	400 6.6L Eng. Blazer, G-20, G-30, K-10, K-10 Suburban, K-20, K-20 Suburban, K-30	120128	130120	8122	8123	35361	•	140013	140003	
	454 7.4L Eng. C-10, C-10 Suburban, C-20, C-20 Suburban, C-30, P-30	120128	130120	8122	8123	35361	•	140013	140003	
1976-75	350 5.7L Eng. El Camino w/2 Bbl. Carb.	120128	130120	8122	8123	35361	•	140013	140003	
	350 5.7L Eng. El Camino w/4 Bbl. Carb., Cal.	120128	130120	8122	8123	35361	•	140013	140003	

C suffix denotes Chrome for 8140C SuperStock Coil.

ELECTRONIC IGNITION TUNE UP PARTS



MAKE/ YEAR	MODEL, ENGINE & NOTES	CAP & ROTOR KIT		CONTROL MODULE	SUPER STOCK COIL	RACING COIL	SUPER COIL	
		CAP	ROTOR					PERF. TAN
CHEVROLET TRUCK (cont.) ELECTRONIC DISTRIBUTORS								
8 CYLINDER								
1976-75	350 5.7L Eng. El Camino w/4 Bbl. Carb., Exc. Cal.	120128	130120	8122	8123	35361	•	140015 140005
1975	400 6.6L, 454 7.4L Eng. El Camino	120128	130120	8122	8123	35361	•	140013 140003
1974	All Eng. El Camino w/HEI	120128	130120	8122	8123	35361	•	140013 140003
CHRYSLER ELECTRONIC DISTRIBUTORS								
4 CYLINDER								
1995-90	153 2.5L Eng. All Models w/ & wo/Turbo.	•	•	•	•	•	•	140021
1995-88	135 2.2L Eng. All Models w/Turbo, Exc. 16 Valve.	•	•	•	•	•	•	140021
	135 2.2L Eng. All Models Exc. Turbo	•	•	•	•	•	•	140021
1989-88	153 2.5L Eng. All Models w/ & wo/Turbo.	•	•	•	•	8140M	•	•
1989-87	2600cc [F] Eng. Conquest	•	•	•	•	8140,8140C	140305	140001
1987-86	135 2.2L Eng. All Models w/ & wo/Turbo.	•	•	•	•	8140M	•	•
	153 2.5L Eng. All Models.	•	•	•	•	8140M	•	•
1985-84	135 2.2L Eng. All Models w/ & wo/Turbo.	•	•	8327	•	8140M	•	•
1985-82	156 2.6L Eng. All Models.	•	•	•	•	8140,8140C	140305	140001
1983-82	135 2.2L Eng. All Models.	•	•	8327	•	8140M	•	•
6 CYLINDER								
1989-88	181 3.0L Eng. All Models.	•	•	•	•	8140M	•	•
1983-79	225 3.7L Eng. All Models.	•	130319	8326	•	8140M	•	•
1978	225 3.7L Eng. All Models.	•	130319	8326	•	8140,8140C	140305	140001
8 CYLINDER								
1989-84	318 5.2L Eng. All Models w/Dual Pick-up	120326	130319	8320	8321	•	8140M	•
	318 5.2L Eng. All Models w/Single Pick-up	120326	130319	8320	8321	•	8140M	•
1983-81	318 5.2L Eng. All Models Exc. Imperial	120326	130319	8320	8321	•	8140M	•
	318 5.2L Eng. Imperial w/Electronic Fuel Injection	120326	130319	8320	8321	•	8140M	•
1980	318 5.2L, 360 5.9L Eng. All Models	120326	130319	8320	8321	•	8140M	•
1979	318 5.2L, 360 5.9L Eng. All Models Exc. Lean Burn	120326	130319	8320	8321	•	8140M	•
	318 5.2L, 360 5.9L Eng. All Models w/Lean Burn	120326	130319	8320	8321	•	8140M	•
1978-76	318 5.2L Eng. All Models w/Lean Burn	120326	130319	8320	8321	•	8140,8140C	140305 140001
	318 5.2L Eng. All Models Exc. Lean Burn	120326	130319	8320	8321	•	8140,8140C	140305 140001
	360 5.9L Eng. All Models w/Lean Burn	120326	130319	8320	8321	•	8140,8140C	140305 140001
	360 5.9L Eng. All Models Exc. Lean Burn	120326	130319	8320	8321	•	8140,8140C	140305 140001
	400 6.6L Eng. All Models w/Lean Burn	120326	130319	8320	8321	•	8140,8140C	140305 140001
	400 6.6L Eng. All Models Exc. Lean Burn	120326	130319	8320	8321	•	8140,8140C	140305 140001
	440 7.2L Eng. All Models w/Lean Burn	120326	130319	8320	8321	•	8140,8140C	140305 140001
	440 7.2L Eng. All Models Exc. Lean Burn	120326	130319	8320	8321	•	8140,8140C	140305 140001
1975-72	All Eng. All Models	120326	130319	8320	8321	•	8140,8140C	140305 140001
DODGE ELECTRONIC DISTRIBUTORS								
4 CYLINDER								
1995-90	153 2.5L Eng. All Models w/ & wo/Turbo.	•	•	•	•	•	•	140021
1995-91	135 2.2L Eng. All Models Exc. Turbo	•	•	•	•	•	•	140021
1995-94	135 2.2L Eng. All Models w/Turbo	•	•	•	•	•	•	140021
1993-91	135 2.2L Eng. All Models w/Turbo, Exc. 16 Valve.	•	•	•	•	•	•	140021
1991-85	1468cc [Q] Eng. Colt Models.	•	•	•	•	8140,8140C	140108	140001
1990	135 2.2L Eng. All Models w/ & wo/Turbo.	•	•	•	•	•	•	140021
1990-85	1595cc [K] Eng. Colt Models.	•	•	•	•	8140,8140C	140108	140001
1989-86	135 2.2L Eng. All Models w/ & wo/Turbo.	•	•	•	•	8140M	•	•
1989-88	153 2.5L Eng. All Models w/ & wo/Turbo.	•	•	•	•	8140M	•	•
1989-84	2555cc [F] Eng. Conquest	•	•	•	•	8140,8140C	140305	140001
1988-87	1468cc [Q] Eng. Colt Exc. Sta. Wag.	•	•	•	•	8140,8140C	140108	140001
1987-85	1997cc [A] Eng. Colt To 11/1/86	•	•	•	•	8140,8140C	140108	140001
1987-86	156 2.6L Eng. All Models.	•	•	•	•	8140,8140C	140305	140001
	153 2.5L Eng. All Models.	•	•	•	•	8140M	•	•

C suffix denotes Chrome for 8140C SuperStock Coil.



ELECTRONIC IGNITION TUNE UP PARTS

MAKE/ YEAR	MODEL, ENGINE & NOTES	CAP & ROTOR KIT		CONTROL MODULE	SUPER STOCK COIL	RACING COIL	SUPER COIL	
		CAP	ROTOR					PERF. TAN
DODGE (cont.) ELECTRONIC DISTRIBUTORS								
4 CYLINDER								
1986-83	98 1.6L Eng. All Models	•	•	8327	•	8140M	•	
1985-83	156 2.6L Eng. All Models	•	•	•	•	8140,8140C	140001	
1985-84	135 2.2L Eng. All Models w/ & wo/Turbo	•	•	8327	•	8140M	•	
1985-82	156 2.6L Eng. All Models	•	•	•	•	8140,8140C	140305 140001	
1984	1400cc [J] Eng. All Models	•	•	•	•	8140,8140C	140108 140001	
	1595cc [K] Eng. All Models Exc. Turbo	•	•	•	•	8140,8140C	140108 140001	
	1595cc [K] Eng. All Models w/Turbo	•	•	•	•	8140,8140C	140305 140001	
	1997cc [A] Eng. All Models	•	•	•	•	8140,8140C	140108 140001	
1983	2555cc [F] Eng. All Models	•	•	•	•	8140,8140C	140305 140001	
1983-81	105 1.7L Eng. All Models	•	•	8327	•	8140M	•	
	1400cc [J], 1595cc [K] Eng. All Models Exc. Can.	•	•	•	•	8140,8140C	140305 140001	
	135 2.2L Eng. All Models	•	•	8327	•	8140M	•	
1982-80	2555cc [F] Eng. All Models	•	•	•	•	8140,8140C	140305 140001	
1980	1400cc [J], 1595cc [K][Z] Eng. All Models Cal.	•	•	•	•	8140,8140C	140305 140001	
	All Eng. Omni Exc. Lean Burn	•	•	•	•	8140M	•	
	All Eng. Omni w/Lean Burn	•	•	8327	•	8140M	•	
1979	2555cc [F] Eng. All Models w/Electronic Dist.	•	•	•	•	8140,8140C	140305 140001	
	All Eng. Omni	•	•	•	•	8140M	•	
1978	All Eng. Omni	•	•	•	•	8140,8140C	140305 140001	
6 CYLINDER								
1989-88	181 3.0L Eng. All Models	•	•	•	•	8140M	•	
1983-80	225 3.7L Eng. All Models	•	130319	8326	•	8140M	•	
1979	225 3.7L Eng. All Models Exc. Lean Burn	•	130319	8326	•	8140M	•	
	225 3.7L Eng. All Models w/Lean Burn	•	130319	8326	•	8140M	•	
1978-73	All Eng. All Models	•	130319	8326	•	8140,8140C	140305 140001	
8 CYLINDER								
1989-84	318 5.2L Eng. All Models w/Dual Pick-up	120326	130319	8320	8321	•	8140M	
	318 5.2L Eng. All Models w/Single Pick-up	120326	130319	8320	8321	•	8140M	
1983-81	318 5.2L Eng. All Models	120326	130319	8320	8321	•	8140M	
1980	318 5.2L, 360 5.9L Eng. All Models	120326	130319	8320	8321	•	8140M	
1979	318 5.2L, 360 5.9L Eng. All Models Exc. Lean Burn	120326	130319	8320	8321	•	8140M	
	318 5.2L, 360 5.9L Eng. All Models w/Lean Burn	120326	130319	8320	8321	•	8140M	
1978-76	318 5.2L Eng. All Models w/Lean Burn	120326	130319	8320	8321	•	8140,8140C 140305 140001	
	318 5.2L Eng. All Models Exc. Lean Burn	120326	130319	8320	8321	•	8140,8140C 140305 140001	
	360 5.9L Eng. All Models w/Lean Burn	120326	130319	8320	8321	•	8140,8140C 140305 140001	
	360 5.9L Eng. All Models Exc. Lean Burn	120326	130319	8320	8321	•	8140,8140C 140305 140001	
	400 6.6L Eng. All Models w/Lean Burn	120326	130319	8320	8321	•	8140,8140C 140305 140001	
	400 6.6L Eng. All Models Exc. Lean Burn	120326	130319	8320	8321	•	8140,8140C 140305 140001	
	440 7.2L Eng. All Models w/Lean Burn	120326	130319	8320	8321	•	8140,8140C 140305 140001	
	440 7.2L Eng. All Models Exc. Lean Burn	120326	130319	8320	8321	•	8140,8140C 140305 140001	
	1975-72	All Eng. All Models	120326	130319	8320	8321	•	8140,8140C 140305 140001
	DODGE TRUCK ELECTRONIC DISTRIBUTORS							
4 CYLINDER								
1998	150 2.46L Magnum Eng. Dakota	•	130330	•	•	•	140021	
1997-96	150 2.46L Magnum Eng. Dakota	•	130330	•	•	•	140021	
1995-90	153 2.5L Eng. Caravan w/ & wo/Turbo	•	•	•	•	•	140021	
	153 2.5L Eng. Dakota	•	•	•	•	•	140021	
1989-88	153 2.5L Eng. Caravan, Mini Ram Van w/ & wo/Turbo	•	•	•	•	8140M	•	
1989	153 2.5L Eng. Dakota	•	•	•	•	8140M	•	
1989-87	2555cc [W] Eng. Raider	•	•	•	•	8140,8140C	140108 140001	
1988-87	135 2.2L Eng. Dakota	•	•	•	•	8140M	•	

C suffix denotes Chrome for 8140C SuperStock Coil.

ELECTRONIC IGNITION TUNE UP PARTS



MAKE/ YEAR	MODEL, ENGINE & NOTES	CAP & ROTOR KIT		CONTROL MODULE	SUPER STOCK COIL	RACING COIL	SUPER COIL	
		CAP	ROTOR					PERF. TAN
DODGE TRUCK (cont.) ELECTRONIC DISTRIBUTORS								
4 CYLINDER								
1987-86	135 2.2L Eng. Caravan, Mini Ram Van w/ & wo/Turbo.	•	•	•	•	•	•	•
1987-84	156 2.6L Eng. Caravan, Mini Ram Van.	•	•	•	•	•	•	•
1986-84	1997cc [A] Eng. Power Ram 50, Ram 50.	•	•	•	•	•	•	•
	2555cc [W] Eng. Power Ram 50, Ram 50	•	•	•	•	•	•	•
1985-84	135 2.2L Eng. Caravan, Mini Ram Van w/ & wo/Turbo.	•	•	8327	•	•	•	•
1984-82	135 2.2L Eng. Rampage	•	•	8327	•	•	•	•
1983-82	1997cc [A] Eng. Power Ram 50, Ram 50.	•	•	•	•	•	•	•
	2555cc [W] Eng. Power Ram 50, Ram 50	•	•	•	•	•	•	•
1981-79	1997cc [U], 2555cc [W] Eng. D50	•	•	•	•	•	•	•
6 CYLINDER								
2002-98	239 3.9L Magnum Eng. All Models	120328*	130328*	•	•	•	•	140021
								Requires 140021AH
1997-94	239 3.9L Magnum Eng. All Models	120328*	130328*	•	•	•	•	140021
1993-92	239 3.9L Magnum Eng. All Models	120328*	130328*	•	•	•	•	140021
1991-90	239 3.9L Eng. All Models.	•	•	•	•	•	•	140021
1989-87	239 3.9L Eng. All Models.	•	•	•	•	•	•	•
1989-88	181 3.0L Eng. Caravan, Mini Ram	•	•	•	•	•	•	•
1987-86	239 3.9L Eng. Dakota	•	130319	8326	•	•	•	•
	225 3.7L Eng. All Models.	•	130319	8326	•	•	•	•
1985-81	225 3.7L Eng. All Models w/Dual Pick-up.	•	130319	8326	•	•	•	•
	225 3.7L Eng. All Models w/Single Pick-up.	•	130319	8326	•	•	•	•
1980-79	225 3.7L Eng. All Models.	•	130319	8326	•	•	•	•
1978-74	225 3.7L Eng. All Models.	•	130319	8326	•	•	•	•
1973	All Eng. All Models Exc. Dist. 3755043	•	130319	8326	•	•	•	•
	All Eng. All Models w/Dist. 3755043.	•	•	•	•	•	•	•
8 CYLINDER								
2002-98	318 5.2L, 360 5.9L Magnum Eng. All Models	120329*	130328*	•	•	•	•	140021
								Requires 140021AH
1997-94	318 5.2L, 360 5.9L Magnum Eng. All Models	120329*	130328*	•	•	•	•	140021
1993	360 5.9L Magnum Eng. All Models	120329*	130328*	•	•	•	•	140021
1993-92	318 5.2L, Magnum Eng. All Models	120329*	130328*	•	•	•	•	140021
1991-90	318 5.2L, 360 5.9L Eng. All Models	120326	•	•	•	•	•	•
1989-88	318 5.2L, 360 5.9L Eng. All Models w/Dist. 4111950; 4111955.	120326	130319	8320	8321	•	•	•
	318 5.2L, 360 5.9L Eng. All Models w/Dist. 4289980.	120326	•	•	•	•	•	•
	360 5.9L Eng. All Models w/Dist. 4145399	120326	130319	8320	8321	•	•	•
	360 5.9L Eng. All Models w/Dist. 4379070	120326	•	•	•	•	•	•
1987-86	318 5.2L, 360 5.9L Eng. All Models w/Dual Pick-up.	120326	130319	8320	8321	•	•	•
	318 5.2L, 360 5.9L Eng. All Models w/Single Pick-up, Exc. Dist. 4091140	120326	130319	8320	8321	•	•	•
1985-81	318 5.2L, 360 5.9L Eng. All Models w/Dual Pick-up	120326	130319	8320	8321	•	•	•
	318 5.2L, 360 5.9L Eng. All Models w/Single Pick-up	120326	130319	8320	8321	•	•	•
1980	318 5.2L, 360 5.9L Eng. All Models	120326	130319	8320	8321	•	•	•
1979	318 5.2L, 360 5.9L, 440-3 Eng. All Models	120326	130319	8320	8321	•	•	•
1978-75	All 318, 360, 400, 440 Eng. All Models	120326	130319	8320	8321	•	•	•
1974	361, 413 Eng. All Models w/Dist. 3656831; 3656840	120326	130319	8320	8321	•	•	•
	361, 413 Eng. All Models w/Dist. 3656874; 3755521.	•	•	•	8321	•	•	•
1974-72	All 318, 360, 400, 440 Eng. All Models	120326	130319	8320	8321	•	•	•
EAGLE ELECTRONIC DISTRIBUTORS								
4 CYLINDER								
1991-89	1468cc [Q] Eng. Vista Can.	•	•	•	•	•	•	•
1990-89	1595cc [K] Eng. Vista Can.	•	•	•	•	•	•	•

C suffix denotes Chrome for 8140C SuperStock Coil. *Heavy Duty Black



ELECTRONIC IGNITION TUNE UP PARTS

MAKE/ YEAR	MODEL, ENGINE & NOTES	CAP & ROTOR KIT		CONTROL MODULE	SUPER STOCK COIL	RACING COIL	SUPER COIL
		CAP	ROTOR				
FIAT - BERTONE - LANCIA ELECTRONIC DISTRIBUTORS							
4 CYLINDER							
1988-74	All Eng. All Models w/GM 4-pin Type Module	•	•	•	•	•	•
FORD DISTRIBUTORLESS IGNITIONS							
4 CYLINDER							
		SUPER COIL PACK		COMMENTS			
1999-98	1989cc Eng. Escort ZX2		.140018		.One Coil Parts Required		
1999-97	121 2.0L Eng. Escort		.140018		.One Coil Parts Required		
1999-95	1989cc Eng. Contour		.140018		.One Coil Parts Required		
1996-91	116 1.9L Eng. Escort		.140018		.One Coil Parts Required		
1995-91	140 2.3L Eng. Mustang w/Twin Plug Heads		.140018		.Two Coil Parts Required		
8 CYLINDER							
1998-96	281 4.6L Eng. Mustang SOHC & DOHC 32V		.140018		.Two Coil Parts Required		
1997-94	281 4.6L Eng. Thunderbird		.140018		.Two Coil Parts Required		
1997-92	281 4.6L Eng. Crown Victoria		.140018		.Two Coil Parts Required		
FORD ELECTRONIC DISTRIBUTORS							
4 CYLINDER							
1997-93	1991cc Eng. Probe w/Extrnal Coil	•	•	•	•	•	140012
1994-92	140 2.3L Eng. Tempo	•	130229	•	•	•	140012
1991	153 2.5L Eng. Taurus	•	130229	•	•	•	140012
1991-88	140 2.3L Eng. Tempo	•	130229	•	35369	•	140012
1990-87	116 1.9L Eng. Escort	•	130229	•	•	•	140012
1990-86	140 2.3L Eng. Mustang	•	130229	•	35368	•	140012
	153 2.5L Eng. Taurus	•	130229	•	35369	•	140012
1989-88	81 1.3L Eng. Festiva w/Carb.	•	•	•	•	8140,8140C	140108
1989	133 2.2L Eng. Probe Exc. Turbo	•	•	•	•	8140,8140C	140108
1988-85	140 2.3L Eng. Thunderbird	•	130229	•	35368	•	140012
1987-86	140 2.3L Eng. Tempo Can., Exc. Electronic Engine Control IV (E.E.C. IV)	•	•	•	•	8140,8140C	140207
	140 2.3L Eng. Tempo Can., w/Electronic Engine Control IV (E.E.C. IV)	•	•	•	35369	8140,8140C	140207
	140 2.3L Eng. Tempo Exc. Can., Exc. Electronic Engine Control IV (E.E.C. IV)	•	130229	•	•	•	140012
	140 2.3L Eng. Tempo Exc. Can., w/Electronic Engine Control IV (E.E.C. IV)	•	130229	•	35369	•	140012
1986	116 1.9L Eng. Escort w/Carb.	•	•	•	•	•	140012
	116 1.9L Eng. Escort w/Electronic Fuel Injection	•	130229	•	35368	•	140012
	140 2.3L Eng. LTD Exc. Electronic Engine Control IV (E.E.C. IV)	•	130229	•	•	•	140012
	140 2.3L Eng. LTD w/Electronic Engine Control IV (E.E.C. IV)	•	130229	•	35368	•	140012
1985	98 1.6L Eng. Escort, Escort EXP w/Carb Exc. Electronic Engine Control IV (E.E.C. IV)	•	•	•	•	•	140012
	98 1.6L Eng. Escort, Escort EXP w/Carb., w/Electronic Engine Control IV (E.E.C. IV)	•	•	•	35368	•	140012
	98 1.6L Eng. Escort, Escort EXP w/Electronic Fuel Injection (E.F.I.)	•	130229	•	35368	•	140012
	116 1.9L Eng. Escort, Escort EXP	•	•	•	•	•	140012
	140 2.3L Eng. LTD II, Tempo w/Electronic Engine Control IV (E.E.C. IV)	•	•	•	35369	•	140012
	140 2.3L Eng. LTD, Mustang w/Electronic Engine Control IV (E.E.C. IV)	•	130229	•	35368	•	140012
1985-84	140 2.3L Eng. LTD, LTD II, Mustang, Tempo Exc. Electronic Engine Control IV (E.E.C. IV)	•	•	•	•	8140,8140C	140207
1984	140 2.3L Eng. LTD II, Tempo w/Electronic Engine Control IV (E.E.C. IV)	•	•	•	35369	•	140012
	140 2.3L Eng. LTD, Mustang, Thunderbird w/Electronic Engine Control IV (E.E.C. IV)	•	•	•	35368	•	140012
	140 2.3L Eng. Thunderbird Exc. Electronic Engine Control IV (E.E.C. IV)	•	•	•	•	8140,8140C	140207

C suffix denotes Chrome for 8140C SuperStock Coil.

ELECTRONIC IGNITION TUNE UP PARTS



MAKE/ YEAR	MODEL, ENGINE & NOTES	CAP & ROTOR KIT		CONTROL MODULE	SUPER STOCK COIL	RACING COIL	SUPER COIL	
		CAP	ROTOR					PERF. TAN
FORD (cont.) ELECTRONIC DISTRIBUTORS								
4 CYLINDER								
1984-83	98 1.6L Eng. Escort, Escort EXP Exc. Electronic Engine Control IV (E.E.C. IV)	•	•	•	•	•	•	140012
	98 1.6L Eng. Escort, Escort EXP w/Electronic Engine Control IV (E.E.C. IV)	•	•	•	35368	•	•	140012
1983	140 2.3L Eng. Fairmont, LTD, LTD II, Mustang Exc. Turbo	•	•	•	•	8140,8140C	140207	140001
	140 2.3L Eng. Mustang, Thunderbird w/Turbo	•	•	•	35368	•	•	140012
1982	98 1.6L Eng. Escort w/Expoil Coil	•	•	•	•	•	•	140012
	98 1.6L Eng. Escort w/Oil Filled Can Coil	•	•	•	•	8140,8140C	140207	140001
1982-81	140 2.3L Eng. Fairmont, Granada, Mustang	•	•	•	•	8140,8140C	140207	140001
1981	98 1.6L Eng. Escort	•	•	•	•	8140,8140C	140207	140001
1980-79	140 2.3L Eng. Fairmont, Pinto	•	•	•	•	8140,8140C	140207	140001
1980-78	1600cc Eng. Fiesta	•	•	•	•	8140,8140C	140207	140001
1980-79	140 2.3L Eng. Mustang, Exc. Turbo	•	•	•	•	8140,8140C	140207	140001
	140 2.3L Eng. Mustang w/Turbo	•	•	•	•	8140,8140C	140207	140001
1978	140 2.3L Eng. Fairmont, Mustang, Pinto	•	•	•	•	8140,8140C	140207	140001
1977-75	140 2.3L Eng. Mustang, Pinto	•	•	•	•	8140,8140C	140207	140001
6 CYLINDER								
1996-95	232 3.8L Eng. Thunderbird Exc. Cal., Exc. Super Charged	120229	130229	8230	•	35371	•	140012
1995-91	183 3.0L Eng. Taurus Exc. SHO	120229	130229	8230	•	•	•	140012
	232 3.8L Eng. Taurus	120229	130229	8230	•	35371	•	140012
1994-91	232 3.8L Eng. Thunderbird Exc. Super Charged	120229	130229	8230	•	35371	•	140012
1994-92	183 3.0L Eng. Tempo	120229	130229	8230	•	•	•	140012
1992-90	183 3.0L Eng. Probe	120229	130229	8230	•	•	•	140012
1990-89	183 3.0L Eng. Taurus Exc. SHO, Exc. Cal.	120229	130229	8230	•	35369	•	140012
	183 3.0L Eng. Taurus Exc. SHO, Cal.	120229	130229	8230	•	•	•	140012
	232 3.8L Eng. Thunderbird Exc. Super Charged	120229	130229	8230	•	•	•	140012
1990-88	232 3.8L Eng. Taurus	120229	130229	8230	•	•	•	140012
1988	232 3.8L Eng. Thunderbird	120229	130229	8230	•	•	•	140012
1988-86	183 3.0L Eng. Taurus	120229	130229	8230	•	35369	•	140012
1987	232 3.8L Eng. Thunderbird	120229	130229	8230	•	35368	•	140012
1986	232 3.8L Eng. LTD, LTD II, Thunderbird Can., Exc. Electronic Engine Control IV (E.E.C. IV)	•	•	•	•	8140,8140C	140207	140001
	232 3.8L Eng. LTD, LTD II, Thunderbird Can., w/Electronic Engine Control IV (E.E.C. IV)	•	•	•	35368	8140,8140C	140207	140001
	232 3.8L Eng. LTD, Thunderbird Exc. Can., Exc. Electronic Engine Control IV (E.E.C. IV)	120229	130229	8230	•	•	•	140012
	232 3.8L Eng. LTD, Thunderbird Exc. Can., w/Electronic Engine Control IV (E.E.C. IV)	120229	130229	8230	•	35368	•	140012
	232 3.8L Eng. Mustang	120229	130229	8230	•	35368	•	140012
1985-84	232 3.8L Eng. LTD, LTD II, Mustang, Thunderbird Exc. Electronic Engine Control IV (E.E.C. IV)	•	•	•	•	8140,8140C	140207	140001
	232 3.8L Eng. LTD, LTD II, Mustang, Thunderbird w/Electronic Engine Control IV (E.E.C. IV)	120229	•	•	35368	•	•	140012
1983	200 3.3L Eng. Fairmont, LTD, LTD II	•	•	8229	•	8140,8140C	140207	140001
	232 3.8L Eng. LTD, LTD II, Mustang, Thunderbird	•	•	8229	•	8140,8140C	140207	140001
1982	232 3.8L Eng. Fairmont, Granada, Thunderbird	•	•	8229	•	8140,8140C	140207	140001
1982-81	200 3.3L Eng. Granada	•	•	8229	•	8140,8140C	140207	140001
1982-80	200 3.3L Eng. Fairmont, Mustang, Thunderbird	•	•	8229	•	8140,8140C	140207	140001
1980-78	250 4.1L Eng. Granada	•	•	8229	•	8140,8140C	140207	140001
1979	171 2.8L Eng. Mustang, Pinto w/Ford Dist.	•	•	8229	•	8140,8140C	140207	140001
	200 3.3L Eng. Mustang	•	•	8229	•	8140,8140C	140207	140001
1979-78	200 3.3L Eng. Fairmont	•	•	8229	•	8140,8140C	140207	140001
1978-77	171 2.8L Eng. Mustang, Pinto	•	•	8229	•	8140,8140C	140207	140001
1977	200 3.3L, 250 4.1L Eng. Granada, Maverick	•	•	8229	•	8140,8140C	140207	140001

C suffix denotes Chrome for 8140C SuperStock Coil.



ELECTRONIC IGNITION TUNE UP PARTS

MAKE/ YEAR	MODEL, ENGINE & NOTES	CAP	ROTOR	CAP & ROTOR KIT		CONTROL MODULE	SUPER STOCK COIL	RACING COIL	SUPER COIL
				PERF. TAN	HEAVY DUTY BLACK				
FORD (cont.) ELECTRONIC DISTRIBUTORS									
6 CYLINDER									
1976-75	171 2.8L Eng. Mustang, Pinto	•	•	•	•	•	8140,8140C	140207	140001
	200 3.3L, 250 4.1L Eng. Granada, Maverick	•	•	8232	•	•	8140,8140C	140207	140001
1974	200 3.3L, 250 4.1L Eng. All Models	•	•	8221	•	•	8140,8140C	140207	140001

MAKE/ YEAR	MODEL, ENGINE & NOTES	CAP	ROTOR	CAP & ROTOR KIT		CONTROL MODULE	SUPER STOCK COIL	RACING COIL	SUPER COIL
				PERF. TAN	HEAVY DUTY GREY				
FORD ELECTRONIC DISTRIBUTORS									
8 CYLINDER									
1995-94	302 5.0L Eng. Mustang	120223	130224	8233	8234	35371	•	•	140012
1993-91	302 5.0L Eng. Thunderbird	120223	130224	8233	8234	35371	•	•	140012
1993-87	302 5.0L Eng. Mustang w/A.T.	120223	130224	8233	8234	35368	•	•	140012
	302 5.0L Eng. Mustang w/M.T.	120223	130224	8233	8234	35369	•	•	140012
1991-87	302 5.0L Eng. Crown Victoria	120223	130224	8233	8234	35369	•	•	140012
1991-83	351 [W] 5.8L Eng. Crown Victoria	120223	130223	8224	8223	•	8140,8140C	140207	140001
1989-87	302 5.0L Eng. Thunderbird	120223	130224	8233	8234	35369	•	•	140012
1986	302 5.0L Eng. Crown Victoria, Mustang, Thunderbird	120223	130224	8233	8234	35368	•	•	140012
1985	302 5.0L Eng. Crown Victoria, LTD, Mustang Exc. Electronic Engine Control IV (E.E.C. IV)	120223	130223	8224	8223	•	8140,8140C	140207	140001
	302 5.0L Eng. Crown Victoria, LTD, Mustang w/Electronic Engine Control IV (E.E.C. IV)	120223	130224	8233	8234	35368	•	•	140012
	302 5.0L Eng. Thunderbird Exc. Electronic Engine Control IV (E.E.C. IV)	120223	130223	8224	8223	35368	8140,8140C	140207	140001
	302 5.0L Eng. Thunderbird w/Electronic Engine Control IV (E.E.C. IV)	120223	130224	8233	8234	35368	•	•	140012
1984-83	302 5.0L Eng. Crown Victoria, LTD, Mustang, Thunderbird Exc. Electronic Engine Control IV (E.E.C. IV)	120223	130223	8224	8223	•	8140,8140C	140207	140001
	302 5.0L Eng. Crown Victoria, LTD, Mustang, Thunderbird w/Electronic Engine Control IV (E.E.C. IV)	120223	•	•	•	35368	•	•	140012
1982	302 5.0L Eng. Mustang	120223	130223	8224	8223	•	8140,8140C	140207	140001
	255 4.2L Eng. Fairmont, LTD, Mustang, Thunderbird	120223	130223	8224	8223	•	8140,8140C	140207	140001
1982-81	302 5.0L Eng. LTD Exc. Electronic Engine Control III (E.E.C. III)	120223	130223	8224	8223	•	8140,8140C	140207	140001
	302 5.0L Eng. LTD w/Electronic Engine Control III (E.E.C. III)	•	•	•	•	•	8140,8140C	140207	140001
1982	351 [W] 5.8L Eng. LTD	120223	130223	8224	8223	•	8140,8140C	140207	140001
1981	255 4.2L Eng. Fairmont, Granada, LTD, Mustang, Thunderbird	120223	130223	8224	8223	•	8140,8140C	140207	140001
	302 5.0L Eng. Thunderbird	120223	130223	8224	8223	•	8140,8140C	140207	140001
	351 [W] 5.8L Eng. LTD Exc. Electronic Engine Control III (E.E.C. III)	120223	130223	8224	8223	•	8140,8140C	140207	140001
	351 [W] 5.8L Eng. LTD w/Electronic Engine Control III (E.E.C. III)	•	•	•	•	•	8140,8140C	140207	140001
1980	255 4.2L Eng. Fairmont, Granada, Mustang, Thunderbird	120223	130223	8224	8223	•	8140,8140C	140207	140001
	302 5.0L Eng. Granada	120223	130223	8224	8223	•	8140,8140C	140207	140001
	302 5.0L Eng. LTD Can.	120223	130223	8224	8223	•	8140,8140C	140207	140001
	302 5.0L Eng. LTD w/Automatic Overdrive Trans. (A.O.T.)	120223	130223	8224	8223	•	8140,8140C	140207	140001
	302 5.0L Eng. LTD w/C-4 Trans., Exc. Cal.	120223	130223	8224	8223	•	8140,8140C	140207	140001
	302 5.0L Eng. LTD w/C-4 Trans., w/Original Dist., Cal.	•	•	•	•	•	8140,8140C	140207	140001
	302 5.0L Eng. LTD w/C-4 Trans., w/Replacement Dist., Cal.	120223	130223	8224	8223	•	8140,8140C	140207	140001
	302 5.0L Eng. Thunderbird	120223	130223	8224	8223	•	8140,8140C	140207	140001
	351 [W] 5.8L Eng. LTD Can., w/2.26 Axle Ratio	120223	130223	8224	8223	•	8140,8140C	140207	140001
	351 [W] 5.8L Eng. LTD Can., w/3.08 Axle Ratio	•	•	•	•	•	8140,8140C	140207	140001
	351 [W] 5.8L Eng. LTD w/Dist. D9AE-BA, Exc. Can., Exc. High Output	•	•	•	•	•	8140,8140C	140207	140001

C suffix denotes Chrome for 8140C SuperStock Coil.

ELECTRONIC IGNITION TUNE UP PARTS



MAKE/ YEAR	MODEL, ENGINE & NOTES	CAP & ROTOR KIT		CONTROL MODULE	SUPER STOCK COIL	RACING COIL	SUPER COIL	
		CAP	ROTOR					PERF. TAN
FORD (cont.) ELECTRONIC DISTRIBUTORS								
8 CYLINDER								
1979-78	302 5.0L Eng. Custom, Fairmont, Granada, LTD, LTD II, Mustang, Thunderbird	120223	130223	8224	8223	•	8140,8140C	140207 . . . 140001
1979	351 [M] 5.8L Eng. LTD II, Thunderbird	120223	130223	8224	8223	•	8140,8140C	140207 . . . 140001
	351 [W] 5.8L Eng. Custom, LTD Cal.	•	•	•	•	•	8140,8140C	140207 . . . 140001
	351 [W] 5.8L Eng. Custom, LTD Exc. Cal.	120223	130223	8224	8223	•	8140,8140C	140207 . . . 140001
	351 [W] 5.8L Eng. LTD II, Thunderbird	120223	130223	8224	8223	•	8140,8140C	140207 . . . 140001
1978	351 [M] 5.8L Eng. Custom, LTD, LTD II, Thunderbird	120223	130223	8224	8223	•	8140,8140C	140207 . . . 140001
	351 [W] 5.8L Eng. Custom, LTD, LTD II, Thunderbird	120223	130223	8224	8223	•	8140,8140C	140207 . . . 140001
1978-77	400 6.6L Eng. Custom, LTD, LTD II, Thunderbird	120223	130223	8224	8223	•	8140,8140C	140207 . . . 140001
	460 7.5L Eng. Custom, LTD.	120223	130223	8224	8223	•	8140,8140C	140207 . . . 140001
1977	302 5.0L Eng. Custom, Granada, LTD, LTD II, Maverick, Mustang, Thunderbird	120223	130223	8224	8223	•	8140,8140C	140207 . . . 140001
	351 [M] 5.8L Eng. Custom, LTD, LTD II, Thunderbird	120223	130223	8224	8223	•	8140,8140C	140207 . . . 140001
	351 [M] 5.8L Eng. Custom, LTD, LTD II, Thunderbird Can.	120214	130215	8220	8222	•	8140,8140C	140207 . . . 140001
	351 [W] 5.8L Eng. Custom, Granada, LTD, LTD II, Thunderbird	120223	130223	8224	8223	•	8140,8140C	140207 . . . 140001
1976-75	302 5.0L Eng. Granada, Maverick, Mustang	120214	130215	8220	8222	•	8140,8140C	140207 . . . 140001
	351 [M] 5.8L, 400 6.6L Eng. Custom, LTD, Torino	120214	130215	8220	8222	•	8140,8140C	140207 . . . 140001
	351 [W] 5.8L Eng. Granada, LTD, Torino	120214	130215	8220	8222	•	8140,8140C	140207 . . . 140001
	460 7.5L Eng. Custom, LTD, Thunderbird, Torino	120214	130215	8220	8222	•	8140,8140C	140207 . . . 140001
1974	All Eng. All Models w/Electronic Ignition	120214	130215	8220	8222	•	8140,8140C	140207 . . . 140001

FORD TRUCK DISTRIBUTORLESS IGNITIONS			SUPER COIL PACK		COMMENTS
4 CYLINDER					
2000-98	153 2.5L Eng. Ranger w/Twin Plug Head			140018	.Two Coil Packs Required
1997-89	140 2.3L Eng. Ranger w/Twin Plug Head			140018	.Two Coil Packs Required
8 CYLINDER					
1999-97	281 4.6L Eng. E-150, E-250, E-350, Expedition, F-150, F-250			140018	.Two Coil Packs Required
1999-96	302 5.0L Eng. Explorer			140018	.Two Coil Packs Required

MAKE/ YEAR	MODEL, ENGINE & NOTES	CAP & ROTOR KIT		CONTROL MODULE	SUPER STOCK COIL	RACING COIL	SUPER COIL	
		CAP	ROTOR					PERF. TAN
FORD TRUCK ELECTRONIC DISTRIBUTORS								
4 CYLINDER								
1988-85	140 2.3L Eng. Ranger	•	130229	•	•	35368	•	140012
1988-84	122 2.0L Eng. Ranger	•	•	•	•	35368	•	140012
1987-86	140 2.3L Eng. Aerostar	•	130229	•	•	35369	•	140012
1986-85	140 2.3L Eng. Bronco II	•	130229	•	•	35368	•	140012
1984	140 2.3L Eng. Bronco II	•	•	•	•	35368	8140,8140C	140207 . . . 140001
1984-83	140 2.3L Eng. Ranger	•	•	•	•	35368	8140,8140C	140207 . . . 140001
1983	122 2.0L Eng. Ranger	•	•	•	•	35368	8140,8140C	140207 . . . 140001
1982-81	122 2.0L Eng. Courier	•	•	•	•	8140,8140C	140108 . . .	140001
6 CYLINDER								
1996-94	300 4.9L Eng. All Models	120229	130229	8230	•	35371	•	140012
1997-92	183 3.0L Eng. Aerostar	120229	130229	8230	•	35371	•	140012
1995-91	183 3.0L Eng. Ranger	120229	130229	8230	•	35371	•	140012
1993-92	300 4.9L Eng. All Models	120229	130229	8230	•	•	•	140012
1992-91	177 2.9L Eng. Ranger	120229	130229	8230	•	35371	•	140012
1991-87	300 4.9L Eng. All Models	120229	130229	8230	•	35368	•	140012
1991-86	183 3.0L Eng. Aerostar	120229	130229	8230	•	35368	•	140012
1990	177 2.9L Eng. Bronco II, Ranger	120229	130229	8230	•	35369	•	140012

C suffix denotes Chrome for 8140C SuperStock Coil.



ELECTRONIC IGNITION TUNE UP PARTS

MAKE/ YEAR	MODEL, ENGINE & NOTES	CAP	ROTOR	CAP & ROTOR KIT		CONTROL MODULE	SUPER STOCK COIL	RACING COIL	SUPER COIL
				PERF. TAN	HEAVY DUTY BLACK				
FORD TRUCK (cont.) ELECTRONIC DISTRIBUTORS									
6 CYLINDER									
1989-86	177 2.9L Eng. Bronco II, Ranger	120229	130229	8230	•	35368	•	•	140012
1986	171 2.8L Eng. Aerostar	120229	•	8231	•	35368	•	•	140012
1986-85	300 4.9L Eng. All Models Can.	•	•	•	•	35368	8140,8140C	140207	140001
1986	300 4.9L Eng. Bronco, E-150, F-150 Exc. Can.	120229	130229	8230	•	35368	•	•	140012
	300 4.9L Eng. E-250, F-250, F-350 w/Dist. E6TE-AA, BA, Exc. Can.	•	130229	•	•	35368	8140,8140C	140207	140001
1986-85	300 4.9L Eng. E-250, F-250 w/Dist. E4TE-AA, Exc. Can.	120229	130229	8230	•	35368	•	•	140012
	300 4.9L Eng. E-250, F-250, F-350 w/Dist. E5TE-MA, NA, Exc. Can.	•	130229	•	•	35368	8140,8140C	140207	140001
1985	300 4.9L Eng. Bronco, E-150, F-150 Exc. Can.	120229	•	•	•	35368	•	•	140012
	300 4.9L Eng. E-250, F-250, F-350 w/Dist. D9TE-ADA, AEA, Exc. Can.	•	•	•	•	35368	8140,8140C	140207	140001
1985	171 2.8L Eng. Bronco II, Ranger	120229	•	•	•	35368	•	•	140012
1984	171 2.8L Eng. Bronco II, Ranger	•	•	•	•	35368	•	•	140012
	300 4.9L Eng. Bronco, F-100, F-150, E-100, E-150	120229	•	•	•	35368	•	•	140012
	300 4.9L Eng. F-250, F-350, E-250, E-350	•	•	•	•	35368	8140,8140C	140207	140001
1983	171 2.8L Eng. Ranger	•	•	•	•	35368	•	•	140012
1983-82	232 3.8L Eng. F-100	•	•	•	•	•	8140,8140C	140207	140001
1983-77	300 4.9L Eng. All Models	•	•	•	•	•	8140,8140C	140207	140001
1976-75	300 4.9L Eng. All Models	•	•	•	•	•	8140,8140C	140207	140001
1974	All Eng. All Models w/Electronic Ignition	•	•	•	•	•	•	•	140012

MAKE/ YEAR	MODEL, ENGINE & NOTES	CAP	ROTOR	CAP & ROTOR KIT		CONTROL MODULE	SUPER STOCK COIL	RACING COIL	SUPER COIL
				PERF. TAN	HEAVY DUTY GREY				
FORD TRUCK ELECTRONIC DISTRIBUTORS									
8 CYLINDER									
1997-92	351 [W] 5.8L Eng. All Models w/Push-on Rotor	120223	130224	8233	8234	35371	•	•	140012
	351 [W] 5.8L Eng. All Models w/Bolt-on Rotor	120223	•	•	•	35371	•	•	140012
	460 7.5L Eng. E-250, E-350, F-250, F-350	120223	130224	8233	8234	35371	•	•	140012
	460 7.5L Eng. F-Super Duty	120223	130224	8233	8234	35371	•	•	140012
1996-92	302 5.0L Eng. All Models w/Push-on Rotor	120223	130224	8233	8234	35371	•	•	140012
1996-92	302 5.0L Eng. All Models w/Bolt-on Rotor	120223	•	•	•	35371	•	•	140012
1991-90	302 5.0L Eng. All Models w/Push-on Rotor	120223	130224	8233	8234	35368	•	•	140012
	302 5.0L Eng. All Models w/Bolt-on Rotor	120223	•	•	•	35368	•	•	140012
	351 [W] 5.8L Eng. All Models w/Push-on Rotor	120223	130224	8233	8234	35368	•	•	140012
	351 [W] 5.8L Eng. All Models w/Bolt-on Rotor	120223	•	•	•	35368	•	•	140012
	460 7.5L Eng. E-250, E-350, F-250, F-350	120223	130224	8233	8234	35368	•	•	140012
1991-88	460 7.5L Eng. E-250, E-350, F-250, F-350	120223	130224	8233	8234	•	•	•	140012
	460 7.5L Eng. F-Super Duty w/9-pin Connector	120223	130224	8233	8234	35368	•	•	140012
	460 7.5L Eng. F-Super Duty w/6-pin Connector	120223	130224	8233	8234	•	•	•	140012
1989-88	351 [W] 5.8L Eng. All Models	120223	130224	8233	8234	35368	•	•	140012
1989-87	302 5.0L Eng. All Models	120223	130224	8233	8234	35368	•	•	140012
1987-84	460 7.5L Eng. All Models w/Dist. Mounted	120223	130223	8224	8223	35368	8140,8140C	140207	140001
	460 7.5L Eng. All Models Exc. Dist. Mounted	120223	130223	8224	8223	•	8140,8140C	140207	140001
1987-86	351 [W] 5.8L Eng. All Models	120223	130223	8224	8223	35368	8140,8140C	140207	140001
1986	302 5.0L Eng. All Models	120223	130224	8233	8234	35368	•	•	140012
1985-84	351 [W] 5.8L Eng. All Models w/Dist. Mounted, Exc. Electronic Engine Control IV (E.E.C. IV)	120223	130223	8224	8223	35368	8140,8140C	140207	140001
	351 [W] 5.8L Eng. All Models w/Dist. Mounted, w/Electronic Engine Control IV (E.E.C. IV) w/Bolt-on Rotor	120223	•	•	•	35368	•	•	140012
	351 [W] 5.8L Eng. All Models w/Dist. Mounted, w/Electronic Engine Control IV (E.E.C. IV) w/Push-on Rotor	120223	130223	8224	8223	35368	•	•	140012

C suffix denotes Chrome for 8140C SuperStock Coil.

ELECTRONIC IGNITION TUNE UP PARTS



MAKE/ YEAR	MODEL, ENGINE & NOTES	CAP & ROTOR KIT		CONTROL MODULE	SUPER STOCK COIL	RACING COIL	SUPER COIL		
		CAP	ROTOR					PERF. TAN	HEAVY DUTY GREY
FORD TRUCK (cont.) ELECTRONIC DISTRIBUTORS									
8 CYLINDER									
1985-84	351 [W] 5.8L Eng. All Models Exc. Dist. Mounted, w/Electronic Engine Control IV (E.E.C. IV) w/Bolt-on Rotor	120223	•	•	•	•	•	140012	
	351 [W] 5.8L Eng. All Models Exc. Dist. Mounted, w/Electronic Engine Control IV (E.E.C. IV) w/Push-on Rotor	120223	130223	8224	8223	•	•	140012	
	351 [W] 5.8L Eng. All Models Exc. Dist. Mounted, Exc. Electronic Engine Control IV (E.E.C. IV) w/Bolt-on Rotor	120223	•	•	•	8140,8140C	140207	140001	
	351 [W] 5.8L Eng. All Models Exc. Dist. Mounted, Exc. Electronic Engine Control IV (E.E.C. IV) w/Push-on Rotor	120223	130223	8224	8223	•	8140,8140C	140207	140001
1985	302 5.0L Eng. All Models w/2 Bbl. Carb.	120223	•	•	•	35368	•	140012	
	302 5.0L Eng. All Models w/Electronic Fuel Injection (E.F.I.)	120223	130224	8233	8234	35368	•	140012	
1984	302 5.0L Eng. All Models Exc. Electronic Engine Control IV (E.E.C. IV) w/Push-on Rotor	120223	130223	8224	8223	•	8140,8140C	140207	140001
	302 5.0L Eng. All Models Exc. Electronic Engine Control IV (E.E.C. IV) w/Bolt-on Rotor	120223	•	•	•	•	8140,8140C	140207	140001
	302 5.0L Eng. All Models w/Electronic Engine Control IV (E.E.C. IV) w/Push-on Rotor	120223	130224	8233	8234	35368	•	140012	
	302 5.0L Eng. All Models w/Electronic Engine Control IV (E.E.C. IV) w/Bolt-on Rotor	120223	•	•	•	35368	•	140012	
1983	302 5.0L Eng. All Models, Exc. Electronic Engine Control IV (E.E.C. IV)	120223	130223	8224	8223	•	8140,8140C	140207	140001
	302 5.0L Eng. All Models, w/Electronic Engine Control IV (E.E.C. IV)	120223	•	•	•	•	•	140012	
	351 [M] 5.8L Eng. All Models Exc. Electronic Engine Control III, IV (E.E.C. III, IV)	120223	130223	8224	8223	•	8140,8140C	140207	140001
	351 [M] 5.8L Eng. All Models w/Electronic Engine Control III (E.E.C. III), Exc. Cal.	•	•	•	•	•	8140,8140C	140207	140001
	351 [M] 5.8L Eng. All Models w/Electronic Engine Control IV (E.E.C. IV), Exc. Cal.	120223	•	•	•	•	•	140012	
	351 [W] 5.8L Eng. All Models, Exc. Electronic Engine Control III, IV (E.E.C. III, IV)	120223	130223	8224	8223	•	8140,8140C	140207	140001
	351 [W] 5.8L Eng. All Models, w/Electronic Engine Control III (E.E.C. III)	•	•	•	•	•	8140,8140C	140207	140001
	351 [W] 5.8L Eng. All Models, w/Electronic Engine Control IV (E.E.C. IV)	120223	•	•	•	•	•	140012	
	460 7.5L Eng. All Models	120223	130223	8224	8223	•	8140,8140C	140207	140001
1982	302 5.0L, 351[W] 5.8L Eng. All Models Exc. Electronic Engine Control III (E.E.C. III)	120223	130223	8224	8223	•	8140,8140C	140207	140001
	302 5.0L, 351[W] 5.8L Eng. All Models w/Electronic Engine Control III (E.E.C. III)	•	•	•	•	•	8140,8140C	140207	140001
	351 [M] 5.8L Eng. All Models Exc. Electronic Engine Control III (E.E.C. III)	120223	130223	8224	8223	•	8140,8140C	140207	140001
	351 [M] 5.8L Eng. All Models w/Electronic Engine Control III (E.E.C. III)	•	•	•	•	•	8140,8140C	140207	140001
1982-81	255 4.2L Eng. F-100	120223	130223	8224	8223	•	8140,8140C	140207	140001
1982-80	400 6.6L, 460 7.5L Eng. All Models	120223	130223	8224	8223	•	8140,8140C	140207	140001
1981	302 5.0L, 351 [W] 5.8L Eng. All Models Exc. Electronic Engine Control III (E.E.C. III)	120223	130223	8224	8223	•	8140,8140C	140207	140001
	302 5.0L, 351 [W] 5.8L Eng. All Models w/Electronic Engine Control III (E.E.C. III)	•	•	•	•	•	8140,8140C	140207	140001
1981-80	351 [M] 5.8L Eng. All Models	120223	130223	8224	8223	•	8140,8140C	140207	140001
1980	302 5.0L, 351 [W] 5.8L Eng. All Models Exc. Electronic Engine Control III (E.E.C. III)	120223	130223	8224	8223	•	8140,8140C	140207	140001
	302 5.0L, 351 [W] 5.8L Eng. All Models w/Electronic Engine Control III (E.E.C. III)	•	•	•	•	•	8140,8140C	140207	140001
1979-78	All Eng. All Models	120223	130223	8224	8223	•	8140,8140C	140207	140001
1977	All Eng. All Models Exc. Ranchero	120223	130223	8224	8223	•	8140,8140C	140207	140001
	302, 351[W], 400 Eng. Ranchero	120223	130223	8224	8223	•	8140,8140C	140207	140001

C suffix denotes Chrome for 8140C SuperStock Coil.



ELECTRONIC IGNITION TUNE UP PARTS

MAKE/ YEAR	MODEL, ENGINE & NOTES	CAP	ROTOR	CAP & ROTOR KIT		CONTROL MODULE	SUPER STOCK COIL	RACING COIL	SUPER COIL
				PERF. TAN	HEAVY DUTY GREY				
FORD TRUCK (cont.) ELECTRONIC DISTRIBUTORS									
8 CYLINDER									
1977	351 [M] 5.8L Eng. Rancho Exc. Can.	120223	130223	8224	8223	•	8140,8140C	140207	140001
	351 [M] 5.8L Eng. Rancho Can.	120214	130215	8220	8222	•	8140,8140C	140207	140001
1976-75	302, 351 [M][W], 360, 390, 400, 460 Eng. All Models	120214	130215	8220	8222	•	8140,8140C	140207	140001
1974	All Eng. Rancho w/Electronic Ignition	120214	130215	8220	8222	•	8140,8140C	140207	140001

MAKE/ YEAR	MODEL, ENGINE & NOTES	CAP	ROTOR	CAP & ROTOR KIT		CONTROL MODULE	SUPER STOCK COIL	RACING COIL	SUPER COIL
				PERF. TAN	HEAVY DUTY BLACK				
GEO ELECTRONIC DISTRIBUTORS									
4 CYLINDER									
1993-92	110 1.8L Eng. Storm GSi DOHC 16V	•	•	•	•	35362	•	•	140011
1993-90	98 1.6L Eng. Storm	•	•	•	•	35362	•	•	140011
1989	92 [9] 1.5L Eng. Spectrum	•	•	•	•	35362	•	•	140011

MAKE/ YEAR	MODEL, ENGINE & NOTES	SUPER COIL PACK			COMMENTS
		CAP	ROTOR	PERF. TAN	
GMC TRUCK DISTRIBUTORLESS IGNITIONS					
4 CYLINDER					
2001-94	134 [4] 2.2L Eng. S-15, T-15	•	•	•	.140017 Two Coil Packs Required

MAKE/ YEAR	MODEL, ENGINE & NOTES	CAP	ROTOR	CAP & ROTOR KIT		CONTROL MODULE	SUPER STOCK COIL	RACING COIL	SUPER COIL
				PERF. TAN	HEAVY DUTY BLACK				
GMC TRUCK ELECTRONIC DISTRIBUTORS									
4 CYLINDER									
1993-91	151 [A] 2.5L Eng. S-15, T-15	•	•	•	•	•	•	•	140011
1991-89	151 [E] 2.5L Eng. S-15, T-15	•	•	•	•	•	•	•	140011

MAKE/ YEAR	MODEL, ENGINE & NOTES	CAP	ROTOR	CAP & ROTOR KIT		CONTROL MODULE	SUPER STOCK COIL	RACING COIL	SUPER COIL
				PERF. TAN	HEAVY DUTY BLACK				
GMC TRUCK (cont.) ELECTRONIC DISTRIBUTORS									
4 CYLINDER									
1990-85	151 2.5L Eng. M-15 Safari	•	•	•	•	•	•	•	140011
1988-85	151 2.5L Eng. S-15, S-15 Jimmy, T-15, T-15 Jimmy	•	•	•	•	•	•	•	140011
1985-82	119 1.9L Eng. S-15, S-15 Jimmy, T-15, T-15 Jimmy	•	•	•	•	•	8140,8140C	140108	140001
1984-82	122 2.0L Eng. S-15, S-15 Jimmy, T-15, T-15 Jimmy	•	•	•	•	•	•	•	•
6 CYLINDER									
2004-96	262 [W] 4.3L Eng. C-1500, K-1500, M-15 Safari, P-3500, Savana G-1500	120142*	130141*	•	•	•	•	•	140024
	262 [W][X] 4.3L Eng. Jimmy, S-15, T-15	120142*	130141*	•	•	•	•	•	140024
	262 [W] 4.3L Eng. C-2500, G-2500, K-2500	120142*	130141*	•	•	•	•	•	140024
1995	262 [W] 4.3L Eng. Jimmy, S-15, T-15 w/Side Tower Dist.	120142*	130141*	•	•	•	•	•	140011
	262 [W] 4.3L Eng. Jimmy, S-15, T-15 w/Top Tower Dist.	120133	130133	8133	•	35370	•	•	140011
	262 [Z] 4.3L Eng. Jimmy, S-15, T-15	120133	130133	8133	•	35370	•	•	140011
1995-92	262 [Z] 4.3L Eng. C-1500, C-2500, K-1500, K-2500	120133	130133	8133	•	35370	•	•	140011
	262 [Z] 4.3L Eng. G-1500, G-2500, G-3500, P-3500	120133	130133	8133	•	35370	•	•	140011
1995-93	262 [W][Z] 4.3L Eng. M-15 Safari	120133	130133	8133	•	35362	•	•	140011
1994-92	262 [W][Z] 4.3L Eng. S-15, S-15 Jimmy, T-15, T-15 Jimmy	120133	130133	8133	•	•	•	•	140011
1993-92	173 [R] 2.8L Eng. S-15, T-15	•	•	•	•	•	•	•	140011
	262 [Z] 4.3L Typhoon, AWD w/Turbo	120133	130133	8133	•	•	•	•	140011
1992-91	262 [Z] 4.3L Cyclone, AWD w/Turbo	120133	130133	8133	•	•	•	•	140011
1992-90	262 [B][Z] 4.3L Eng. M-15 Safari	120133	130133	8133	•	35362	•	•	140011
1991-90	173 [R] 2.8L Eng. S-15, T-15	•	•	8130	•	•	•	•	140011
	262 [Z] 4.3L Eng. C-1500, C-2500, G-1500, G-2500, G-3500, K-1500, K-2500, P-3500	120133	130133	8133	•	35362	•	•	140011
	262 [Z] 4.3L Eng. S-15, S-15 Jimmy, T-15, T-15 Jimmy	120133	130133	8133	•	35362	•	•	140011
1989	292 [T] 4.8L Eng. P-2500, P-3500, R-2500 Suburban, V-2500 Suburban	•	130120	8129	•	35361	•	140013	140003
1989-86	173 [R] 2.8L Eng. S-15, S-15 Jimmy, T-15, T-15 Jimmy	•	•	8130	•	•	•	•	140011
1989-88	262 [Z] 4.3L Eng. All Models	120133	130133	8133	•	35362	•	•	140011
1988-87	292 [T] 4.8L Eng. P-2500, P-3500, R-25, R-35, V-25, V-3500	•	130120	8129	•	35361	•	140013	140003

C suffix denotes Chrome for 8140C SuperStock Coil.

ELECTRONIC IGNITION TUNE UP PARTS



MAKE/ YEAR	MODEL, ENGINE & NOTES	CAP & ROTOR KIT		CONTROL MODULE	SUPER STOCK COIL	RACING COIL	SUPER COIL	
		CAP	ROTOR					PERF. TAN
GM TRUCK (cont.) ELECTRONIC DISTRIBUTORS								
6 CYLINDER								
1987	262 4.3L Eng. Caballero, G-1500, G-2500, G-3500, M-15 Safari, R-15, R-25, V-15, V-25	120133	130133	8133	•	35362	•	140011
1986	262 4.3L Eng. C-15, C-25, G-1500, G-2500, K-15 Cal.	•	130120	8129	•	35363	•	140013
	262 4.3L Eng. C-15, C-25, G-1500, G-2500, K-15 Exc. Cal.	•	130120	8129	•	•	•	140013
	262 4.3L Eng. Caballero, M-15 Safari	120133	130133	8133	•	35362	•	140011
1986-84	292 4.8L Eng. C-20 Suburban, C-25, C-35, K-20 Suburban, K-25, K-35, P-2500, P-3500	•	130120	8129	•	35361	•	140013
1985-84	173 2.8L Eng. S-15, S-15 Jimmy, T-15, T-15 Jimmy Cal.	•	•	8130	•	•	•	140011
1985-83	231 [A] 3.8L Eng. Caballero Can.	•	130120	8129	•	35361	•	140015
1985	262 4.3L Eng. C-15, C-25, G-1500, G-2500, K-15, M-15 Safari Cal.	•	130120	8129	•	35363	•	140013
	262 4.3L Eng. C-15, C-25, G-1500, G-2500, K-15, M-15 Safari Exc. Cal.	•	130120	8129	•	•	•	140013
	262 [Z] 4.3L Eng. Caballero	120133	130133	8133	•	•	•	140011
1984-82	229 3.8L Eng. Caballero	•	130120	8129	•	35363	•	140013
1984-83	231 [A] 3.8L Eng. Caballero Exc. Can.	•	130120	8129	•	35363	•	140015
1984	250 4.1L Eng. C-15, C-25, G-1500, G-2500, G-3500, K-15 Cal.	•	130120	8129	•	35363	•	140013
	250 4.1L Eng. C-15, C-25, G-1500, G-2500, G-3500, K-15 Exc. Cal.	•	130120	8129	•	35361	•	140013
1983-82	173 2.8L Eng. S-15, S-15 Jimmy, T-15, T-15 Jimmy Cal.	•	•	8130	•	•	•	•
1983	250 4.1L Eng. C-15, C-25, G-1500, G-2500, K-15, K-25 Cal.	•	130120	8129	•	35363	•	140015
	250 4.1L Eng. C-15, C-25, G-1500, G-2500, K-15, K-25 Exc. Cal.	•	130120	8129	•	35361	•	140015
1983-78	292 4.8L Eng. All Models	•	130120	8129	•	35361	•	140015
1982	231 [A] 3.8L Eng. Caballero Can.	•	130120	8129	•	35361	•	140015
	231 [A] 3.8L Eng. Caballero Exc. Can.	•	130120	8129	•	35363	•	140015
1982-78	250 4.1L Eng. All Models	•	130120	8129	•	35361	•	140013
1981	229 3.8L Eng. Caballero Can.	•	130120	8129	•	35361	•	140013
	229 3.8L Eng. Caballero Exc. Can.	•	130120	8129	•	•	•	140013
	231 3.8L Eng. Caballero	•	130120	8129	•	35363	•	140015
1980	229 3.8L Eng. Caballero	•	130120	8129	•	35361	•	140013
	231 3.8L Eng. Caballero Cal.	•	130120	8129	•	35363	•	140015
	231 3.8L Eng. Caballero Exc. Cal.	•	130120	8129	•	35361	•	140015
1979-78	200 3.3L Eng. Caballero	•	130120	8129	•	35361	•	140013
	231 3.8L Eng. Caballero	•	130120	8129	•	35361	•	140015
1977-75	250 4.1L, 292 4.8L Eng. All Models	•	•	•	•	35361	•	•
8 CYLINDER								
2001-99	350 [R] 5.7L Eng. C-1500 Suburban, C-2500HD, C-2500 Suburban, C-3500, K-1500 Suburban, K-2500HD, K-2500 Suburban, K-3500, Yukon	120141*	130141*	•	•	•	•	140024
2000-96	454 [J] 7.4L Eng. C-2500HD, C-2500 Suburban, C-3500, K-2500HD, K-2500 Suburban, K-3500	120141*	130141*	•	•	•	•	140024
2001-96	305 [M] 5.0L Eng. C-1500, C-2500, K-1500, Savana G-1500	120141*	130141*	•	•	•	•	140024
	350 [R] 5.7L Eng. C-1500, C-1500 Suburban, C-2500, C-2500 Suburban, C-3500, K-1500, K-1500 Suburban, K-2500, K-2500 Suburban, K-3500, P-3500, Savana G-1500, Savana G-2500, Savana G-3500, Yukon	120141*	130141*	•	•	•	•	140024
	454 [J] 7.4L Eng. C-2500, C-2500 Suburban, C-3500, K-2500, K-2500 Suburban, K-3500, P-3500, Savana G-3500	120141*	130141*	•	•	•	•	140024
1997-96	454 [N] 7.4L Eng. P-3500 Motor Home Chassis	120137	130137	8132	•	35370	•	140011
1995-92	305 [H] 5.0L Eng. C-1500, C-2500, G-1500, G-2500, K-1500, K-2500	120137	130137	8132	•	35370	•	140011
	350 [K] 5.7L Eng. C-1500, C-1500 Suburban, C-2500, C-2500 Suburban, C-3500, G-1500, G-2500, G-3500, Jimmy, K-1500, K-1500 Suburban, K-2500, K-2500 Suburban, K-3500, P-3500, Yukon	120137	130137	8132	•	35370	•	140011

C suffix denotes Chrome for 8140C SuperStock Coil. *Heavy Duty Black



ELECTRONIC IGNITION TUNE UP PARTS

MAKE/ YEAR	MODEL, ENGINE & NOTES	CAP	ROTOR	CAP & ROTOR KIT		CONTROL MODULE	SUPER STOCK COIL	RACING COIL	SUPER COIL
				PERF. TAN	HEAVY DUTY BLACK				
GMC TRUCK (cont.) ELECTRONIC DISTRIBUTORS									
8 CYLINDER									
1995-94	454 [N] 7.4L Eng. C-2500, C-2500 Suburban, C-3500, G-3500, K-2500, K-2500 Suburban, K-3500, P-3500	120137	130137	8132	•	35370	•	•	140011
1993-92	454 [N] 7.4L Eng. C-2500, C-2500 Suburban, C-3500, G-3500, K-2500, K-2500 Suburban, K-3500, P-3500	120137	130137	8132	•	35370	•	•	140011
1991	350 [K] 5.7L Eng. C-1500, C-2500, C-3500, Jimmy, K-1500, K-2500, K-3500, R-1500 Suburban, R-2500 Suburban, R-3500, V-1500 Suburban, V-2500 Suburban, V-3500	120137	130137	8132	•	35362	•	•	140011
1991-90	350 [K] 5.7L Eng. G-1500, G-2500, G-3500	120137	130137	8132	•	35362	•	•	140011
1991	350 [K] 5.7L, 454 [N] 7.4L Eng. P-3500	120137	130137	8132	•	35362	•	•	140011
	454 [N] 7.4L Eng. C-2500, C-3500, K-2500, K-3500, R-2500 Suburban, R-3500, V-2500 Suburban, V-3500	120137	130137	8132	•	35362	•	•	140011
1991-90	305 [H] 5.0L Eng. C-1500, C-2500, G-1500, G-2500, K-1500, K-2500	120137	130137	8132	•	35362	•	•	140011
1990	350 [K] 5.7L Eng. C-1500, C-2500, C-3500, Jimmy, K-1500, K-2500, K-3500, P-3500, R-1500 Suburban, R-2500 Suburban, R-3500, V-1500 Suburban, V-2500 Suburban, V-3500	120137	130137	8132	•	35362	•	•	140011
	454 [N] 7.4L Eng. C-3500, K-3500, P-3500, R-2500 Suburban, R-3500, V-2500 Suburban, V-3500	120137	130137	8132	•	35362	•	•	140011
1989	350 [K] 5.7L Eng. C-15, C-25, C-35, G-1500, G-2500, G-3500, Jimmy, K-15, K-25, K-35, P-2500, P-3500, R-1500 Suburban, R-2500, R-2500 Suburban, R-3500, V-1500, V-1500 Suburban, V-2500, V-2500 Suburban, V-3500	120137	130137	8132	•	35362	•	•	140011
	454 [N] 7.4L Eng. C-35, G-3500, K-35, R-2500, R-2500 Suburban, R-3500, V-3500	120137	130137	8132	•	35362	•	•	140011
	454 [W] 7.4L Eng. P-3500, R-3500, V-3500	120128	130120	8122	8123	35361	•	140013	140003
1989-88	305 [H] 5.0L Eng. C-15, C-25, C-35, G-1500, G-2500, G-3500, K-15, K-25, K-35	120137	130137	8132	•	35362	•	•	140011
1988	305 [G][H] 5.0L Eng. Caballero	120137	130137	8132	•	35362	•	•	140011
	350 [K] 5.7L Eng. C-15, C-25, C-35, G-1500, G-2500, G-3500, Jimmy, K-15, K-25, K-35, P-2500, P-3500, R-10 Suburban, R-20 Suburban, R-25, R-35, V-10 Suburban, V-20 Suburban, V-25, V-35	120137	130137	8132	•	35362	•	•	140011
	350 [M] 5.7L Eng. G-3500, P-2500, P-3500, R-35, V-35	120128	130120	8122	8123	35361	•	140013	140003
	454 [N] 7.4L Eng. C-35, K-35, R-20 Suburban, R-25, R-35, V-20 Suburban, V-25, V-35	120137	130137	8132	•	35362	•	•	140011
	454 [W] 7.4L Eng. P-3500, R-35, V-35	120128	130120	8122	8123	35361	•	140013	140003
1987	305 [G] 5.0L Eng. Caballero	120137	130137	8132	•	35362	•	•	140011
	305 [H] 5.0L Eng. Caballero Can.	120128	130120	8122	8123	35361	•	140013	140003
	305 [H] 5.0L Eng. Caballero Exc. Can.	120137	130137	8132	•	35362	•	•	140011
	305 [H] 5.0L Eng. G-1500, G-2500, Jimmy, R-10 Suburban, R-15, R-25, V-15	120137	130137	8132	•	35362	•	•	140011
	350 [K] 5.7L Eng. G-1500, G-2500, G-3500, Jimmy, P-2500, P-3500, R-10 Suburban, R-15, R-25, R-35, V-10 Suburban, V-15, V-25, V-35	120137	130137	8132	•	35362	•	•	140011
	350 [M] 5.7L Eng. G-3500, P-1500, P-2500, P-3500 Exc. Cal.	120128	130120	8122	8123	35361	•	140013	140003
	350 [M] 5.7L Eng. G-3500, P-2500, P-3500 Cal.	•	130120	8131	•	35361	•	140013	140003
	350 [M] 5.7L Eng. R-35, V-35	120128	130120	8122	8123	35361	•	140013	140003
	454 [N] 7.4L Eng. R-20 Suburban, R-25, R-35, V-35	120137	130137	8132	•	35362	•	•	140011
	454 [W] 7.4L Eng. P-3500, R-35, V-35	120128	130120	8122	8123	35361	•	140013	140003
1986-85	350 [L] 5.7L Eng. C-10 Suburban, C-15, C-20 Suburban, C-25, C-35, G-1500, G-2500, G-3500, Jimmy, K-10 Suburban, K-15, K-20 Suburban, K-25, K-35 Cal.	120128	130120	8122	8123	35363	•	140013	140003
	350 [L] 5.7L Eng. C-10 Suburban, C-15, C-20 Suburban, C-25, C-35, G-1500, G-2500, G-3500, Jimmy, K-10 Suburban, K-15, K-20 Suburban, K-25, K-35 Exc. Cal.	120128	130120	8122	8123	35361	•	140013	140003

C suffix denotes Chrome for 8140C SuperStock Coil.

ELECTRONIC IGNITION TUNE UP PARTS



MAKE/ YEAR	MODEL, ENGINE & NOTES	CAP & ROTOR KIT				CONTROL MODULE	SUPER STOCK COIL	RACING COIL	SUPER COIL
		CAP	ROTOR	PERF. TAN	HEAVY DUTY BLACK				
GMC TRUCK (cont.) ELECTRONIC DISTRIBUTORS									
8 CYLINDER									
1986-85	454 [W] 7.4L Eng. C-20 Suburban, C-25, C-35, K-35, P-2500, P-3500	120128	130120	8122	8123	35361	•	140013	140003
1986-84	305 [G] 5.0L Eng. Caballero	120128	130120	8122	8123	35363	•	140013	140003
1986-83	350 [K] 5.7L Eng. C-20 Suburban, C-25, C-35, G-2500, G-3500	120128	130120	8122	8123	35361	•	140013	140003
1986-82	305 [F] 5.0L Eng. C-10 Suburban, C-15, C-20 Suburban, C-25, G-1500, G-2500, Jimmy, K-15, K-25	120128	130120	8122	8123	35363	•	140013	140003
	305 [H] 5.0L Eng. Caballero Can.	120128	130120	8122	8123	35361	•	140013	140003
	305 [H] 5.0L Eng. Caballero Exc. Can.	120128	130120	8122	8123	35363	•	140013	140003
1986-81	305 [H] 5.0L Eng. C-10 Suburban, C-15, C-20 Suburban, C-25, G-1500, G-2500, Jimmy, K-15, K-25	120128	130120	8122	8123	•	•	140013	140003
1986-80	350 [M] 5.7L Eng. C-20 Suburban, C-25, C-35, G-2500, G-3500, K-20 Suburban, K-25, K-35, P-2500, P-3500	120128	130120	8122	8123	35361	•	140013	140003
1984-80	350 [L] 5.7L Eng. C-10 Suburban, C-15, C-20 Suburban, C-25, C-35, G-1500, G-2500, G-3500, Jimmy, K-10 Suburban, K-15, K-20 Suburban, K-25, K-35	120128	130120	8122	8123	35361	•	140013	140003
1984-81	454 7.4L Eng. C-20 Suburban, C-25, C-35, K-20 Suburban, K-25, K-35, P-2500, P-3500	120128	130120	8122	8123	35361	•	140013	140003
1982-81	267 4.4L Eng. Caballero Can.	120128	130120	8122	8123	35361	•	140013	140003
	267 4.4L Eng. Caballero Exc. Can.	120128	130120	8122	8123	35363	•	140013	140003
1981	305 5.0L Eng. Caballero Can.	120128	130120	8122	8123	35361	•	140013	140003
	305 5.0L Eng. Caballero Exc. Can.	120128	130120	8122	8123	35363	•	140013	140003
	305 [F] 5.0L Eng. C-10 Suburban, C-15, C-20 Suburban, C-25, G-1500, G-2500, Jimmy	120128	130120	8122	8123	35361	•	140013	140003
	305 [G] 5.0L Eng. C-10 Suburban, C-15, G-1500, G-2500, Jimmy	120128	130120	8122	8123	35361	•	140013	140003
1981-80	350 [P] 5.7L Eng. C-35	120128	130120	8122	8123	35361	•	140013	140003
1980	267 4.4L Eng. Caballero	120128	130120	8122	8123	35361	•	140013	140003
	305 5.0L Eng. C-10 Suburban, C-15, Caballero, G-1500, Jimmy	120128	130120	8122	8123	35361	•	140013	140003
	400 [R][X] 6.6L Eng. G-2500, G-3500, K-20, K-20 Suburban, K-30	120128	130120	8122	8123	35361	•	140013	140003
	454 7.4L Eng. C-20 Suburban, C-25, C-35, P-2500, P-3500	120128	130120	8122	8123	35361	•	140013	140003
1979	267 4.4L Eng. Caballero	120128	130120	8122	8123	35361	•	140013	140003
1979-77	350 5.7L Eng. Caballero	120128	130120	8122	8123	35361	•	140013	140003
1979-76	305 5.0L Eng. All Models	120128	130120	8122	8123	35361	•	140013	140003
1979-75	350 5.7L Eng. C-10 Suburban, C-15, C-20 Suburban, C-25, C-35, G-1500, G-2500, G-3500, Jimmy, K-10 Suburban, K-15, K-20 Suburban, K-25, K-35, P-1500, P-2500, P-3500	120128	130120	8122	8123	35361	•	140013	140003
	400 6.6L Eng. G-20, G-30, Jimmy, K-10 Suburban, K-15, K-20 Suburban, K-35	120128	130120	8122	8123	35361	•	140013	140003
	454 7.4L Eng. C-10 Suburban, C-15, C-20 Suburban, C-25, C-35, P-3500	120128	130120	8122	8123	35361	•	140013	140003
1978	403 6.6L Eng. Front Wheel Drive Motor Home	120128	130120	8122	8123	35361	•	140015	140005
1977	403 6.6L Eng. Front Wheel Drive Motor Home	120128	130120	8122	8123	35361	•	140013	140003
1977-76	305 5.0L Eng. Sprint	120128	130120	8122	8123	35361	•	140013	140003
1976	400 6.6L Eng. Sprint	120128	130120	8122	8123	35361	•	140013	140003
1976-75	350 5.7L Eng. Sprint w/2 Bbl.	120128	130120	8122	8123	35361	•	140013	140003
	350 5.7L Eng. Sprint w/4 Bbl. Carb., Cal.	120128	130120	8122	8123	35361	•	140013	140003
	350 5.7L Eng. Sprint w/4 Bbl. Carb., Exc. Cal.	120128	130120	8122	8123	35361	•	140015	140005
	455 7.5L Eng. Front Wheel Drive Motor Home	120128	130120	8122	8123	35361	•	140013	140003
1975	400 6.6L, 454 7.4L Eng. Sprint	120128	130120	8122	8123	35361	•	140013	140003
1974	All Eng. Sprint w/HEI	120128	130120	8122	8123	35361	•	140013	140003

HONDA DISTRIBUTORLESS IGNITIONS									
4 CYLINDER									
		SUPER COIL PACK				COMMENTS			
1996	189 3.1L Eng. Passport To 12/95	.140017				.Three Coil Packs Required			
1995-94	189 3.1L Eng. Passport	.140017				.Three Coil Packs Required			

C suffix denotes Chrome for 8140C SuperStock Coil.



ELECTRONIC IGNITION TUNE UP PARTS

MAKE/ YEAR	MODEL, ENGINE & NOTES	CAP	ROTOR	CAP & ROTOR KIT		CONTROL MODULE	SUPER STOCK COIL	RACING COIL	SUPER COIL
				PERF. TAN	HEAVY DUTY BLACK				
HONDA (cont.) ELECTRONIC DISTRIBUTORS									
4 CYLINDER									
1987-86	All Eng. CRX HF, w/Hitachi Dist., Exc. Cal.	•	•	•	•	•	8140,8140C	•	140001
1987-81	All Eng. Prelude	•	•	•	•	•	8140,8140C	140108	140001
1985-80	All Eng. Accord	•	•	•	•	•	8140,8140C	140108	140001
1985	All Eng. Civic	•	•	•	•	•	8140,8140C	140108	140001
	All Eng. Civic Sta. Wagon 2WD	•	•	•	•	•	8140,8140C	140108	140001
	All Eng. CRX Si	•	•	•	•	•	8140,8140C	140108	140001
1985-84	All Eng. CRX DX	•	•	•	•	•	8140,8140C	140108	140001
	All Eng. CRX HF	•	•	•	•	•	8140,8140C	140108	140001
1983-80	All Eng. Civic	•	•	•	•	•	8140,8140C	140108	140001
IHC TRUCK ELECTRONIC DISTRIBUTORS									
4 CYLINDER									
1981-79	196 Eng. All Models w/Prestolite Dist.	•	•	•	•	•	8140,8140C	140108	140001
1978-74	196 Eng. All Models w/Holley Dist.	•	•	•	•	•	8140,8140C	140108	140001
	196 Eng. All Models w/Prestolite Dist.	•	•	•	•	•	8140,8140C	140108	140001
8 CYLINDER									
1980-79	304, 345, 392 Eng. All Models w/Prestolite Dist.	•	•	•	•	•	8140,8140C	140108	140001
1978-74	304, 345, 392 Eng. All Models w/Holley Dist.	•	•	•	•	•	8140,8140C	140108	140001
	304, 345, 392 Eng. All Models w/Prestolite Dist.	•	•	•	•	•	8140,8140C	140108	140001
1973-72	345 Eng. All Models w/Holley Dist.	•	•	•	•	•	8140,8140C	140108	140001
	345 Eng. All Models w/Prestolite Dist.	•	•	•	•	•	8140,8140C	140108	140001
ISUZU DISTRIBUTORLESS IGNITIONS									
4 CYLINDER									
2000-96	134 2.2L Eng. Hombre			.140017					.Two Coil Packs Required
6 CYLINDER									
1996	189 3.1L GM Eng. Rodeo To 12/95			.140017					.Three Coil Packs Required
1995-93	189 3.1L GM Eng. Rodeo			.140017					.Three Coil Packs Required
1995-92	3165cc Eng. Trooper SOHC			.140017					.Three Coil Packs Required
ISUZU ELECTRONIC DISTRIBUTORS									
4 CYLINDER									
1993-90	1588cc, 1809cc Eng. Stylus	•	•	•	•	35362	•	•	•
1992-90	1588cc, 1809cc Eng. Impulse	•	•	•	•	35362	•	•	•
1989	1471cc Eng. I-Mark w/ & wo/Turbo	•	•	•	•	35362	•	•	140011
	1588cc Eng. I-Mark	•	•	•	•	35362	•	•	•
1989-88	All Eng. Impulse	•	•	•	•	•	8140,8140C	•	140001
1988-87	All Eng. I-Mark w/Turbo From 12/86	•	•	•	•	35362	•	•	140011
1987-83	All Eng. Impulse w/ & wo/Turbo	•	•	•	•	•	8140,8140C	•	140001
	1949cc Eng. Pick-Up	•	•	•	•	•	8140,8140C	140108	140001
1985-83	All Eng. I-Mark	•	•	•	•	•	8140,8140C	140108	140001
1985-84	All Eng. Trooper II	•	•	•	•	•	8140,8140C	140108	140001
1982-81	All Eng. I-Mark	•	•	•	•	•	8140,8140C	•	140001
6 CYLINDER									
2000-97	262 4.3L GM Eng. Hombre	.120142*	.130141*	•	•	•	•	•	140024
1994-93	189 3.1L GM Eng. Pick-Up	•	•	8130	•	•	•	•	140011
1992-91	189 3.1L GM Eng. Pick-Up, Rodeo	•	•	8130	•	•	•	•	140011
1991-89	173 2.8L GM Eng. Trooper II	•	•	8130	•	•	•	•	140011
JEEP ELECTRONIC DISTRIBUTORS									
4 CYLINDER									
1999-98	150 2.46L Eng. All Models	•	.130330*	•	•	•	•	•	140021
								Requires 140021AH	
1997	150 2.46L Eng. All Models	•	.130330*	•	•	•	•	•	140021
1996-94	150 2.46L Eng. All Models	•	.130330*	•	•	•	•	•	140021
1996-91	150 2.46L Eng. All Models Motorcraft Dist., Export	•	.130330*	•	•	•	•	•	140021

C suffix denotes Chrome for 8140C SuperStock Coil. *Heavy Duty Black

ELECTRONIC IGNITION TUNE UP PARTS



MAKE/ YEAR	MODEL, ENGINE & NOTES	CAP & ROTOR KIT		CONTROL MODULE	SUPER STOCK COIL	RACING COIL	SUPER COIL		
		CAP	ROTOR					PERF. TAN	HEAVY DUTY BLACK
JEEP (cont.) ELECTRONIC DISTRIBUTORS									
4 CYLINDER									
1993-91	150 2.46L Eng. All Models Motorcraft Dist.	•	130229	•	•	•	140021		
1988-84	150 2.46L Eng. All Models Motorcraft Dist., w/Carb.	•	•	•	•	8140,8140C .140207	140001		
1981-80	151 2.5L GM Eng. All Models Delco Dist.	•	130120	•	•	35361 .140013	140003		
1979-77	All Eng. All Models w/Motorcraft Dist.	120228	•	•	•	8140,8140C .140207	140001		
1977-75	All Eng. All Models w/Prestolite Dist.	•	•	•	•	8140,8140C .140108	140001		
6 CYLINDER									
1999-98	242 4.0L Eng. All Models	120330*	130330*	•	•	• Requires 140021AH	140021		
1997	242 4.0L Eng. All Models	120330*	130330*	•	•	•	140021		
1996-95	242 4.0L Eng. All Models Motorcraft Dist., From 11/94, w/Dist. 53006150	120330*	•	•	•	•	140021		
	242 4.0L Eng. All Models Motorcraft Dist., From 11/94, w/Dist. 56027028	120330*	130330*	•	•	•	140021		
1995	242 4.0L Eng. All Models Motorcraft Dist., To 11/94	120330*	130330*	•	•	•	140021		
1994	242 4.0L Eng. All Models Motorcraft Dist.	120330*	130330*	•	•	•	140021		
1993-91	242 4.0L Eng. All Models Motorcraft Dist.	120330*	130229	•	•	•	140021		
1990-87	242 4.0L Eng. Cherokee, Comanche, Wagoneer Motorcraft Dist.	120330*	130229	•	•	•	•		
1990-83	258 4.2L Eng. All Models Motorcraft Dist.	120228	•	•	•	8140,8140C .140207	140001		
1986-85	173 2.8L Eng. All Models Delco Dist.	•	•	8130	•	•	140011		
1984	173 2.8L Eng. All Models Delco Dist.	•	•	8130	•	•	•		
1982	258 4.2L Eng. All Models Motorcraft Dist.	120228	•	8232	•	8140,8140C .140207	140001		
1981-77	All Eng. All Models Motorcraft Dist.	120228	•	8232	•	8140,8140C .140207	140001		
1977-75	All Eng. All Models w/Prestolite Dist.	•	•	•	•	8140,8140C .140108	140001		
8 CYLINDER									
1998	318 5.2L, 360 5.9L Eng. All Models	120329*	130328*	•	•	• Requires 140021AH	140021		
1997	318 5.2L, 360 5.9L Eng. All Models	120329*	130328*	•	•	•	140021		
1996-93	318 5.2L Eng. All Models	120329*	130328*	•	•	•	140021		
1992-88	360 5.9L Eng. All Models Motorcraft Dist.	120214	130215	8220	8222	• 8140,8140C .140207	140001		
1987-82	304 5.0L, 360 5.9L Eng. All Models Motorcraft Dist.	120214	130215	8220	8222	• 8140,8140C .140207	140001		
1981-77	All Eng. All Models Motorcraft Dist.	120214	130215	8220	8222	• 8140,8140C .140207	140001		
1977-76	All Eng. All Models Prestolite Dist., Can.	120323	•	•	•	8140,8140C .140108	140001		
	All Eng. All Models Prestolite Dist., Exc. Can.	120323	130316	8330	•	8140,8140C .140108	140001		
1975	All Eng. All Models Prestolite Dist.	120323	130316	8330	•	8140,8140C .140108	140001		
JENSEN ELECTRONIC DISTRIBUTORS									
8 CYLINDER									
1977-72	383, 440 Eng. All Models	120326	130319	8320	8321	• 8140,8140C .140305	140001		
MAKES WITH HEAVY DUTY GREY ROTORS									
MAKE/ YEAR	MODEL, ENGINE & NOTES	CAP	ROTOR	PERF. TAN	HEAVY DUTY GREY	CONTROL MODULE	SUPER STOCK COIL	RACING COIL	SUPER COIL
LAFORZA ELECTRONIC DISTRIBUTORS									
8 CYLINDER									
1995-89	302 5.0L Eng. All Models	120223	130224	8233	8234	35368	•	•	140012
LINCOLN DISTRIBUTORLESS IGNITIONS									
4 CYLINDER									
1997-95	281 4.6L Eng. Continental	SUPER COIL PACK			COMMENTS				
		.140018			.Two Coil Packs Required				
1997-93	281 4.6L Eng. Mark Series	.140018			.Two Coil Packs Required				
1997-91	281 4.6L Eng. Town Car	.140018			.Two Coil Packs Required				

C suffix denotes Chrome for 8140C SuperStock Coil. *Heavy Duty Black



ELECTRONIC IGNITION TUNE UP PARTS

MAKE/ YEAR	MODEL, ENGINE & NOTES	CAP & ROTOR KIT		PERF. TAN	HEAVY DUTY BLACK	CONTROL MODULE	SUPER STOCK COIL	RACING COIL	SUPER COIL	
		CAP	ROTOR							
LINCOLN ELECTRONIC DISTRIBUTORS										
6 CYLINDER										
1994-91	232 3.8L Eng. Continental	120229	130229	8230	•	35371	•	•	140012	
1990-88	232 3.8L Eng. Continental	120229	130229	8230	•	•	•	•	140012	
1982	232 3.8L Eng. Continental	•	•	•	•	•	8140,8140C	140207	140001	
8 CYLINDER										
1992-87	302 5.0L Eng. Mark Series	120223	130224	8233	8234	35369	•	•	140012	
1990-87	302 5.0L Eng. Town Car	120223	130224	8233	8234	35369	•	•	140012	
1987	302 5.0L Eng. Continental	120223	130224	8233	8234	35369	•	•	140012	
1986	302 5.0L Eng. Continental, Mark Series, Town Car	120223	130224	8233	8234	35368	•	•	140012	
1985	302 5.0L Eng. Continental, Mark Series, Town Car Exc. Electronic Engine Control IV (E.E.C. IV)	120223	130223	8224	8223	35368	8140,8140C	140207	140001	
	302 5.0L Eng. Continental, Mark Series, Town Car w/Electronic Engine Control IV (E.E.C. IV)	120223	130224	8233	8234	35368	•	•	140012	
1984	302 5.0L Eng. Continental, Town Car Exc. Electronic Engine Control IV (E.E.C. IV)	120223	130223	8224	8223	•	8140,8140C	140207	140001	
	302 5.0L Eng. Continental, Town Car w/Electronic Engine Control IV (E.E.C. IV)	120223	•	•	•	35368	•	•	140012	
	302 5.0L Eng. Mark Series Exc. Electronic Engine Control IV (E.E.C. IV)	120223	130223	8224	8223	35368	8140,8140C	140207	140001	
	302 5.0L Eng. Mark Series w/Electronic Engine Control IV (E.E.C. IV)	120223	•	•	•	35368	•	•	140012	
1983	302 5.0L Eng. Continental, Mark Series, Town Car	120223	130223	8224	8223	•	8140,8140C	140207	140001	
1982-81	302 5.0L Eng. Continental, Mark Series, Town Car Exc. Electronic Engine Control III (E.E.C. III)	120223	130223	8224	8223	•	8140,8140C	140207	140001	
	302 5.0L Eng. Continental, Mark Series, Town Car w/Electronic Engine Control III (E.E.C. III)	•	•	•	•	•	8140,8140C	140207	140001	
1980	302 5.0L Eng. Continental, Mark Series w/Original Dist.	•	•	•	•	•	8140,8140C	140207	140001	
	302 5.0L Eng. Continental, Mark Series w/Replacement Dist.	120223	130223	8224	8223	•	8140,8140C	140207	140001	
	302 5.0L Eng. Versailles	120223	130223	8224	8223	•	8140,8140C	140207	140001	
	351 [W] 5.8L Eng. Continental, Mark Series Can.	120223	130223	8224	8223	•	8140,8140C	140207	140001	
	351 [W] 5.8L Eng. Continental, Mark Series w/Dist. D9AE-BA, Exc. Can.	•	•	•	•	•	8140,8140C	140207	140001	
	351 [W] 5.8L Eng. Continental, Mark Series w/Dist. D9AE-DA, Exc. Can.	•	•	•	•	•	8140,8140C	140207	140001	
1979-78	302 5.0L Eng. Versailles Cal.	120223	130223	8224	8223	•	8140,8140C	140207	140001	
	302 5.0L Eng. Versailles Exc. Cal.	•	•	•	•	•	8140,8140C	140207	140001	
1979	400 6.6L Eng. Continental, Mark Series	120223	130223	8224	8223	•	8140,8140C	140207	140001	
1978-77	400 6.6L, 460 7.5L Eng. Continental, Mark Series	120223	130223	8224	8223	•	8140,8140C	140207	140001	
1977	302 5.0L, 351 [W] 5.8L Eng. Versailles	120223	130223	8224	8223	•	8140,8140C	140207	140001	
1976-75	460 7.5L Eng. Continental, Mark Series	120214	130215	8220	8222	•	8140,8140C	140207	140001	
1974-73	All Eng. All Models w/Electronic Ignition	120214	130215	8220	8222	•	8140,8140C	140207	140001	
MAZDA DISTRIBUTORLESS IGNITIONS										
4 CYLINDER										
2000-98	153 2.5L Eng. B2500 w/Twin Plug Head	SUPER COIL PACK				.140018				
1997-94	140 2.3L Eng. B2300 w/Twin Plug Head	SUPER COIL PACK				.140018				
MAZDA ELECTRONIC DISTRIBUTORS										
2 ROTOR										
1985-81	All Eng. RX7	•	•	•	•	•	8140,8140C	•	140001	
4 CYLINDER										
1997-93	1991cc Eng. 626, MX6 w/Externl Coil	•	•	•	•	•	•	•	140012	
1993-90	2184cc Eng. B2200 Exc. Electronic Fuel Injection (E.F.I.)	•	•	•	•	•	8140,8140C	140108	140001	
1989	2606cc Eng. B2600	•	•	•	•	•	8140,8140C	140108	140001	
1989-88	2184cc Eng. 626, MX6 Exc. Turbo	•	•	•	•	•	8140,8140C	140108	140001	

C suffix denotes Chrome for 8140C SuperStock Coil.

ELECTRONIC IGNITION TUNE UP PARTS



MAKE/ YEAR	MODEL, ENGINE & NOTES	CAP & ROTOR KIT		CONTROL MODULE	SUPER STOCK COIL	RACING COIL	SUPER COIL		
		CAP	ROTOR					PERF. TAN	HEAVY DUTY BLACK
MAZDA (cont.) ELECTRONIC DISTRIBUTORS									
4 CYLINDER									
1989-87	2184cc Eng. B2200	•	•	•	•	8140,8140C	140108	140001	
1988-87	2555cc Eng. B2600	•	•	•	•	8140,8140C	140108	140001	
1987-86	1998cc Eng. B2000	•	•	•	•	8140,8140C	140108	140001	
	1998cc Eng. 626 w/ & wo/Turbo	•	•	•	•	8140,8140C	140108	140001	
1986-77	All Eng. GLC	•	•	•	•	8140,8140C	140108	140001	
1985-83	1998cc Eng. 626	•	•	•	•	8140,8140C	140108	140001	
1984-81	1970cc Eng. B2000	•	•	•	•	8140,8140C	140108	140001	
1982-81	1970cc Eng. 626	•	•	•	•	8140,8140C	140108	140001	
1980	1970cc Eng. 626 Exc. Can.	•	•	•	•	8140,8140C	•	140001	
6 CYLINDER									
1995-94	183 3.0L Eng. B3000	120229	130229	8230	•	35371	•	140012	
MERCURY DISTRIBUTORLESS IGNITIONS									
4 CYLINDER									
		SUPER COIL PACK			COMMENTS				
1999	1989cc Eng. Cougar			.140018				.One Coil Packs Required	
1999-97	121 2.0L Eng. Tracer			.140018				.One Coil Packs Required	
1999-95	1989cc Eng. Mystique			.140018				.One Coil Packs Required	
1996-91	116 1.9L Eng. Tracer			.140018				.One Coil Packs Required	
8 CYLINDER									
1999-97	302 5.0L Eng. Mountaineer			.140018				.Two Coil Packs Required	
1997-94	281 4.6L Eng. Cougar			.140018				.Two Coil Packs Required	
1997-92	281 4.6L Eng. Grand Marquis			.140018				.Two Coil Packs Required	
MERCURY ELECTRONIC DISTRIBUTORS									
4 CYLINDER									
1994-92	140 2.3L Eng. Topaz	•	130229	•	•	•	•	140012	
1991-88	140 2.3L Eng. Topaz	•	130229	•	•	35369	•	140012	
1987	116 1.9L Eng. Lynx	•	130229	•	•	•	•	140012	
	1597cc Eng. Tracer	•	•	•	•	8140,8140C	140108	140001	
1987-86	140 2.3L Eng. Topaz Can., Exc. Electronic Engine Control IV (E.E.C. IV)	•	•	•	•	8140,8140C	140207	140001	
	140 2.3L Eng. Topaz Can., w/Electronic Engine Control IV (E.E.C. IV)	•	•	•	•	35368	8140,8140C	140207	140001
	140 2.3L Eng. Topaz Exc. Can., Exc. Electronic Engine Control IV (E.E.C. IV)	•	130229	•	•	•	•	140012	
	140 2.3L Eng. Topaz w/Electronic Engine Control IV (E.E.C. IV), Exc. Can.	•	130229	•	•	35368	•	140012	
1986	116 1.9L Eng. Lynx w/Carb.	•	•	•	•	•	•	140012	
	116 1.9L Eng. Lynx w/Electronic Fuel Injection (E.F.I.)	•	130229	•	•	35368	•	140012	
1986-85	140 2.3L Eng. Capri, Cougar	•	130229	•	•	35368	•	140012	
1986	140 2.3L Eng. Marquis Exc. Electronic Engine Control IV (E.E.C. IV)	•	130229	•	•	•	•	140012	
	140 2.3L Eng. Marquis w/Electronic Engine Control IV (E.E.C. IV)	•	130229	•	•	35368	•	140012	
	153 2.5L Eng. Sable	•	130229	•	•	35369	•	140012	
1985	98 1.6L Eng. Lynx w/Carb. Exc. Electronic Engine Control IV (E.E.C. IV)	•	•	•	•	•	•	140012	
	98 1.6L Eng. Lynx w/Carb. w/Electronic Engine Control IV (E.E.C. IV)	•	•	•	•	35368	•	140012	
	98 1.6L Eng. Lynx w/Electronic Fuel Injection (E.F.I.)	•	130229	•	•	35368	•	140012	
	116 1.9L Eng. Lynx	•	•	•	•	•	•	140012	
	140 2.3L Eng. Marquis, Topaz Exc. Electronic Engine Control IV (E.E.C. IV)	•	•	•	•	8140,8140C	140207	140001	
	140 2.3L Eng. Marquis, Topaz w/Electronic Engine Control IV (E.E.C. IV)	•	130229	•	•	35369	•	140012	

C suffix denotes Chrome for 8140C SuperStock Coil.



ELECTRONIC IGNITION TUNE UP PARTS

MAKE/ YEAR	MODEL, ENGINE & NOTES	CAP & ROTOR KIT		CONTROL MODULE	SUPER STOCK COIL	RACING COIL	SUPER COIL		
		CAP	ROTOR					PERF. TAN	HEAVY DUTY BLACK
MERCURY (cont.) ELECTRONIC DISTRIBUTORS									
4 CYLINDER									
1984	140 2.3L Eng. Capri, Cougar, Marquis, Topaz Exc. Electronic Engine Control IV (E.E.C. IV)	•	•	•	•	8140,8140C	140207	140001	
	140 2.3L Eng. Marquis, Topaz w/Electronic Engine Control IV (E.E.C. IV)	•	•	•	35369	•	•	140012	
	140 2.3L Eng. Capri, Cougar w/Electronic Engine Control IV (E.E.C. IV)	•	•	•	35368	•	•	140012	
1984-83	98 1.6L Eng. LN7, Lynx Exc. Electronic Engine Control IV (E.E.C. IV)	•	•	•	•	•	•	140012	
	98 1.6L Eng. LN7, Lynx w/Electronic Engine Control IV (E.E.C. IV)	•	•	•	35368	•	•	140012	
1983	140 2.3L Eng. Capri Exc. Turbo	•	•	•	•	8140,8140C	140207	140001	
	140 2.3L Eng. Capri w/Turbo	•	•	•	35368	•	•	140012	
	140 2.3L Eng. Marquis, Zephyr	•	•	•	•	8140,8140C	140207	140001	
1982	98 1.6L Eng. LN7, Lynx w/Epoxy Coil	•	•	•	•	•	•	140012	
	98 1.6L Eng. LN7, Lynx w/Oil Filled Coil	•	•	•	•	8140,8140C	140207	140001	
1982-81	140 2.3L Eng. Capri, Cougar, Zephyr	•	•	•	•	8140,8140C	140207	140001	
1981	98 1.6L Eng. Lynx	•	•	•	•	8140,8140C	140207	140001	
1980-79	140 2.3L Eng. Bobcat, Zephyr	•	•	•	•	8140,8140C	140207	140001	
	140 2.3L Eng. Capri w/Turbo	•	•	•	•	8140,8140C	140207	140001	
	140 2.3L Eng. Capri Exc. Turbo	•	•	•	•	8140,8140C	140207	140001	
1978	140 2.3L Eng. Bobcat, Capri, Zephyr	•	•	•	•	8140,8140C	140207	140001	
1977-75	140 2.3L Eng. Bobcat, Capri	•	•	•	•	8140,8140C	140207	140001	
6 CYLINDER									
1996-95	232 3.8L Eng. Cougar Exc. Cal.	120229	130229	8230	•	35371	•	140012	
	183 3.0L Eng. Sable	120229	130229	8230	•	•	•	140012	
1995-91	232 3.8L Eng. Sable	120229	130229	8230	•	35371	•	140012	
1994-92	183 3.0L Eng. Topaz	120229	130229	8230	•	•	•	140012	
1994-91	232 3.8L Eng. Cougar	120229	130229	8230	•	35371	•	140012	
1990-89	183 3.0L Eng. Sable Cal.	120229	130229	8230	•	•	•	140012	
	183 3.0L Eng. Sable Exc. Cal.	120229	130229	8230	•	35369	•	140012	
	232 3.8L Eng. Cougar Exc. Super Charged.	120229	130229	8230	•	•	•	140012	
1990-88	232 3.8L Eng. Sable	120229	130229	8230	•	•	•	140012	
1988	232 3.8L Eng. Cougar	120229	130229	8230	•	•	•	140012	
1988-86	183 3.0L Eng. Sable	120229	130229	8230	•	35369	•	140012	
1987	232 3.8L Eng. Cougar	120229	130229	8230	•	35368	•	140012	
1986	232 3.8L Eng. Capri	120229	130229	8230	•	35368	•	140012	
	232 3.8L Eng. Cougar, Marquis Can., Exc. Electronic Engine Control IV (E.E.C. IV)	•	•	8229	•	•	8140,8140C	140207	140001
	232 3.8L Eng. Cougar, Marquis Can., w/Electronic Engine Control IV (E.E.C. IV)	•	•	8229	•	35368	8140,8140C	140207	140001
	232 3.8L Eng. Cougar, Marquis Exc. Electronic Engine Control IV (E.E.C. IV), Exc. Can.	120229	130229	8230	•	•	•	140012	
	232 3.8L Eng. Cougar, Marquis w/Electronic Engine Control IV (E.E.C. IV), Exc. Can.	120229	130229	8230	•	35368	•	140012	
1985-84	232 3.8L Eng. Capri, Cougar, Marquis Exc. Electronic Engine Control IV (E.E.C. IV)	•	•	8229	•	•	8140,8140C	140207	140001
	232 3.8L Eng. Capri, Cougar, Marquis w/Electronic Engine Control IV (E.E.C. IV)	120229	•	•	•	35368	•	140012	
1983	200 3.3L Eng. Marquis, Zephyr	•	•	8229	•	•	8140,8140C	140207	140001
	232 3.8L Eng. Capri, Cougar, Marquis	•	•	8229	•	•	8140,8140C	140207	140001
1982	232 3.8L Eng. Cougar	•	•	8229	•	•	8140,8140C	140207	140001
1982-81	200 3.3L Eng. Capri, Cougar, Zephyr	•	•	8229	•	•	8140,8140C	140207	140001
1980-78	250 4.1L Eng. Monarch	•	•	8229	•	•	8140,8140C	140207	140001
1979	171 2.8L Eng. Bobcat, Capri w/Ford Dist.	•	•	8229	•	•	8140,8140C	140207	140001
	200 3.3L Eng. Capri	•	•	8229	•	•	8140,8140C	140207	140001

C suffix denotes Chrome for 8140C SuperStock Coil.

ELECTRONIC IGNITION TUNE UP PARTS



MAKE/ YEAR	MODEL, ENGINE & NOTES	CAP & ROTOR KIT				CONTROL MODULE	SUPER STOCK COIL	RACING COIL	SUPER COIL
		CAP	ROTOR	PERF. TAN	HEAVY DUTY BLACK				
MERCURY (cont.) ELECTRONIC DISTRIBUTORS									
6 CYLINDER									
1979-78	200 3.3L Eng. Zephyr	•	•	8229	•	•	8140,8140C	140207	140001
1978-77	171 2.8L Eng. Bobcat, Capri	•	•	8229	•	•	8140,8140C	140207	140001
1977	200 3.3L, 250 4.1L Eng. Comet, Monarch	•	•	8229	•	•	8140,8140C	140207	140001
1976-75	171 2.8L Eng. Bobcat, Capri	•	•	•	•	•	8140,8140C	140207	140001
	200 3.3L Eng. Comet, Monarch	•	•	8232	•	•	8140,8140C	140207	140001
1974	200 3.3L, 250 4.1L Eng. All Models w/Electronic Ign.	•	•	8221	•	•	8140,8140C	140207	140001
8 CYLINDER									
1993-91	302 5.0L Eng. Cougar	120223	130224	8233	8234	35371	•	•	140012
1991-87	302 5.0L Eng. Grand Marquis	120223	130224	8233	8234	35369	•	•	140012
1991-82	351 [W] 5.8L Eng. Marquis, Grand Marquis	120223	130223	8224	8223	•	8140,8140C	140207	140001
1988-87	302 5.0L Eng. Cougar	120223	130224	8233	8234	35369	•	•	140012
1986	302 5.0L Eng. Capri, Cougar, Grand Marquis	120223	130224	8233	8234	35368	•	•	140012
1985	302 5.0L Eng. Capri, Cougar, Grand Marquis, Marquis w/Electronic Engine Control IV (E.E.C. IV)	120223	130224	8233	8234	35368	•	•	140012
1985-84	302 5.0L Eng. Capri, Cougar, Grand Marquis, Marquis Exc. Electronic Engine Control IV (E.E.C. IV)	120223	130223	8224	8223	•	8140,8140C	140207	140001
1984	302 5.0L Eng. Capri, Cougar, Grand Marquis, Marquis w/Electronic Engine Control IV (E.E.C. IV)	120223	•	•	•	35368	•	•	140012
1983	302 5.0L Eng. Cougar, Grand Marquis, Marquis	120223	130223	8224	8223	•	8140,8140C	140207	140001
1982-81	255 4.2L Eng. Capri, Cougar, Marquis, Zephyr	120223	130223	8224	8223	•	8140,8140C	140207	140001
1982	302 5.0L Eng. Capri	120223	130223	8224	8223	•	8140,8140C	140207	140001
1982-81	302 5.0L Eng. Marquis Exc. Electronic Engine Control III (E.E.C. III)	120223	130223	8224	8223	•	8140,8140C	140207	140001
	302 5.0L Eng. Marquis w/Electronic Engine Control III (E.E.C. III)	•	•	•	•	•	8140,8140C	140207	140001
1981-80	302 5.0L Eng. Cougar	120223	130223	8224	8223	•	8140,8140C	140207	140001
1981	351 [W] 5.8L Eng. Marquis Exc. Electronic Engine Control III (E.E.C. III)	120223	130223	8224	8223	•	8140,8140C	140207	140001
	351 [W] 5.8L Eng. Marquis w/Electronic Engine Control III (E.E.C. III)	•	•	•	•	•	8140,8140C	140207	140001
1980	255 4.2L Eng. Capri, Cougar, Monarch, Zephyr	120223	130223	8224	8223	•	8140,8140C	140207	140001
	302 5.0L Eng. Marquis w/C-4 Trans., Exc. Cal.	120223	130223	8224	8223	•	8140,8140C	140207	140001
	302 5.0L Eng. Marquis Cal., w/C-4 Trans., w/Original Dist.	•	•	•	•	•	8140,8140C	140207	140001
	302 5.0L Eng. Marquis Cal., w/C-4 Trans., w/Replacement Dist.	120223	130223	8224	8223	•	8140,8140C	140207	140001
	302 5.0L Eng. Marquis w/Automatic Overdrive Trans. (A.O.T.)	120223	130223	8224	8223	•	8140,8140C	140207	140001
1980-77	302 5.0L Eng. Monarch	120223	130223	8224	8223	•	8140,8140C	140207	140001
1980	351 [W] 5.8L Eng. Marquis Can., w/2.26 Rear Axle Ratio	120223	130223	8224	8223	•	8140,8140C	140207	140001
	351 [W] 5.8L Eng. Marquis Can., w/3.08 Rear Axle Ratio	•	•	•	•	•	8140,8140C	140207	140001
	351 [W] 5.8L Eng. Marquis w/Dist. D9AE-BA, Exc. Can., Exc. High Output	•	•	•	•	•	8140,8140C	140207	140001
	351 [W] 5.8L Eng. Marquis w/Dist. D9AE-DA, Exc. Can., Exc. High Output	•	•	•	•	•	8140,8140C	140207	140001
1979	302 5.0L Eng. Capri	120223	130223	8224	8223	•	8140,8140C	140207	140001
	302 5.0L Eng. Marquis	120223	130223	8224	8223	•	8140,8140C	140207	140001
1979-78	351 [M] 5.8L Eng. Cougar	120223	130223	8224	8223	•	8140,8140C	140207	140001
1979-77	351 [W] 5.8L Eng. Cougar	120223	130223	8224	8223	•	8140,8140C	140207	140001
1979	351 [W] 5.8L Eng. Marquis Can.	120223	130223	8224	8223	•	8140,8140C	140207	140001
	351 [W] 5.8L Eng. Marquis Exc. Can.	•	•	•	•	•	8140,8140C	140207	140001
1979-78	302 5.0L Eng. Cougar, Zephyr	120223	130223	8224	8223	•	8140,8140C	140207	140001
1978	351 [M] 5.8L Eng. Marquis	120223	130223	8224	8223	•	8140,8140C	140207	140001
1978-77	351 [W] 5.8L Eng. Marquis	120223	130223	8224	8223	•	8140,8140C	140207	140001
	400 6.6L Eng. Cougar, Marquis	120223	130223	8224	8223	•	8140,8140C	140207	140001
	460 7.5L Eng. Marquis	120223	130223	8224	8223	•	8140,8140C	140207	140001

C suffix denotes Chrome for 8140C SuperStock Coil.



ELECTRONIC IGNITION TUNE UP PARTS

MAKE/ YEAR	MODEL, ENGINE & NOTES	CAP	ROTOR	CAP & ROTOR KIT		CONTROL MODULE	SUPER STOCK COIL	RACING COIL	SUPER COIL
				PERF. TAN	HEAVY DUTY BLACK				
MERCURY (cont.) ELECTRONIC DISTRIBUTORS									
8 CYLINDER									
1977	302 5.0L Eng. Comet, Cougar	120223	130223	8224	8223	•	8140,8140C	140207	140001
	351 [W] 5.8L Eng. Monarch	120223	130223	8224	8223	•	8140,8140C	140207	140001
1976-75	All Eng. All Models	120214	130215	8220	8222	•	8140,8140C	140207	140001
1974	All Eng. All Models w/Electronic Ign.	120214	130215	8220	8222	•	8140,8140C	140207	140001

MAKE/ YEAR	MODEL, ENGINE & NOTES	CAP	ROTOR	CAP & ROTOR KIT		CONTROL MODULE	SUPER STOCK COIL	RACING COIL	SUPER COIL
				PERF. TAN	HEAVY DUTY BLACK				
MERKUR ELECTRONIC DISTRIBUTORS									
4 CYLINDER									
1989-85	2300cc Eng. XR4Ti	•	130229	•	•	35368	•	•	140012
6 CYLINDER									
1989-88	2900cc Eng. Scorpio	120229	130229	8230	•	35368	•	•	140012

MAKE/ YEAR	MODEL, ENGINE & NOTES	CAP	ROTOR	CAP & ROTOR KIT		CONTROL MODULE	SUPER STOCK COIL	RACING COIL	SUPER COIL
				PERF. TAN	HEAVY DUTY BLACK				
MG - TRIUMPH ELECTRONIC DISTRIBUTORS									
4 CYLINDER									
1980	All Eng. MGB w/Dist. 41813; 41814	•	•	•	•	•	8140,8140C	•	140001
	All Eng. MGB w/Dist. 41851; 41853	•	•	•	•	•	8140,8140C	140108	140001
8 CYLINDER									
1981-80	3528cc Eng. TR8 w/Fuel Injection	•	•	•	•	•	8140,8140C	•	140001
1980-78	3528cc Eng. TR8 w/Carb.	•	•	•	•	•	8140,8140C	140108	140001

MAKE/ YEAR	MODEL, ENGINE & NOTES	CAP	ROTOR	CAP & ROTOR KIT		CONTROL MODULE	SUPER STOCK COIL	RACING COIL	SUPER COIL
				PERF. TAN	HEAVY DUTY BLACK				
MITSUBISHI ELECTRONIC DISTRIBUTORS									
4 CYLINDER									
1989-83	2555cc Eng. Starion	•	•	•	•	•	8140,8140C	140305	140001
1989-84	2555cc Eng. Montero	•	•	•	•	•	8140,8140C	140108	140001
1988-85	1468cc Eng. Mirage wo/ Turbo	•	•	•	•	•	8140,8140C	140108	140001
	1595cc Eng. Mirage w/Turbo	•	•	•	•	•	8140,8140C	140108	140001
1988-84	1794cc Eng. Cordia, Tredia w/Turbo	•	•	•	•	•	8140,8140C	140305	140001
	1997cc Eng. Cordia, Tredia	•	•	•	•	•	8140,8140C	140108	140001
1987	1468cc Eng. Precis	•	•	•	•	•	8140,8140C	140108	140001
1986-84	1997cc, 2555cc Eng. Pickup	•	•	•	•	•	8140,8140C	140108	140001
1985	2351cc Eng. Galant	•	•	•	•	•	8140,8140C	140108	140001
1983	1794cc Eng. Cordia, Tredia	•	•	•	•	•	8140,8140C	140305	140001
	1997cc, 2555cc Eng. Pickup	•	•	•	•	•	8140,8140C	140305	140001
	2555cc Eng. Montero	•	•	•	•	•	8140,8140C	140305	140001

MAKE/ YEAR	MODEL, ENGINE & NOTES	CAP	ROTOR	CAP & ROTOR KIT		CONTROL MODULE	SUPER STOCK COIL	RACING COIL	SUPER COIL
				PERF. TAN	HEAVY DUTY BLACK				
NISSAN-DATSUN ELECTRONIC DISTRIBUTORS									
4 CYLINDER									
1987-83	1597cc Eng. Pulsar NX	•	•	•	•	•	8140,8140C	140108	140001
1986	1974cc Eng. 200SX w/Hitachi Dist, To 2/86, w/A.T.	•	•	•	•	•	8140,8140C	140108	140001
1985-83	1952cc Eng. 720	•	•	•	•	•	8140,8140C	140108	140001
1985-82	1974cc Eng. Stanza	•	•	•	•	•	8140,8140C	•	140001
1985-84	1597cc Eng. Sentra Cal., Can.	•	•	•	•	•	8140,8140C	140108	140001
	1974cc Eng. 200SX	•	•	•	•	•	8140,8140C	140108	140001
1983-82	1487cc Eng. Sentra Exc. Sedan	•	•	•	•	•	8140,8140C	140108	140001
	2187cc Eng. 200SX	•	•	•	•	•	8140,8140C	140108	140001
1983-81	2187cc Eng. 720	•	•	•	•	•	8140,8140C	140108	140001
1978-77	1952cc Eng. 620 Cal.	•	•	•	•	•	8140,8140C	•	140001
	1952cc Eng. 620 Exc. Cal.	•	•	•	•	•	8140,8140C	140305	140001
1977	1397cc Eng. B210	•	•	•	•	•	8140,8140C	•	140001
	1397cc Eng. F10 Cal., High Altitude	•	•	•	•	•	8140,8140C	•	140001
	1952cc Eng. 200SX, 710 Cal.	•	•	•	•	•	8140,8140C	•	140001
1976-75	1397cc Eng. B210 Cal.	•	•	•	•	•	8140,8140C	140305	140001

C suffix denotes Chrome for 8140C SuperStock Coil.

ELECTRONIC IGNITION TUNE UP PARTS



MAKE/ YEAR	MODEL, ENGINE & NOTES	CAP & ROTOR KIT		CONTROL MODULE	SUPER STOCK COIL	RACING COIL	SUPER COIL
		CAP	ROTOR				
NISSAN-DATSUN (cont.) ELECTRONIC DISTRIBUTORS							
4 CYLINDER							
1976	1397cc Eng. F10 Cal., High Altitude	•	•	•	•	•	8140,8140C . . . 140305 . . . 140001
	1952cc Eng. 620 Cal., High Altitude	•	•	•	•	•	8140,8140C . . . 140305 . . . 140001
1975	1952cc Eng. 610, 710 Cal., High Altitude	•	•	•	•	•	8140,8140C . . . 140305 . . . 140001
6 CYLINDER							
1977	2393cc Eng. 810	•	•	•	•	•	8140,8140C 140001
1977-75	2753cc Eng. 280Z	•	•	•	•	•	8140,8140C 140001
1974	2565cc Eng. 260Z	•	•	•	•	•	8140,8140C 140001
OLDSMOBILE DISTRIBUTORLESS IGNITIONS							
4 CYLINDER							
		SUPER COIL PACK			COMMENTS		
1996-93	134 [4] 2.2L Eng. Cutlass Ciera	.140017			.Two Coil Packs Required		
1992-87	151 [R] 2.5L Eng. Cutlass Ciera	.140017			.Two Coil Packs Required		
1991-87	151 [U] 2.5L Eng. Calais	.140017			.Two Coil Packs Required		
1988-87	122 [1] 2.0L Eng. Firenza	.140017			.Two Coil Packs Required		
6 CYLINDER							
2003-96	207 [E] 3.4L Eng. Silhouette	.140017			.Three Coil Packs Required		
1999-98	231 [K] 3.8L Eng. Intrigue	.140017			.Three Coil Packs Required		
	189 [M] 3.1L Eng. Cutlass	.140017			.Three Coil Packs Required		
1998-94	189 [M] 3.1L Eng. Achieva	.140017			.Three Coil Packs Required		
1999-94	231 [K][1] 3.8L Eng. Delta 88, 98, Regency	.140017			.Three Coil Packs Required		
1999-93	189 [M][J] 3.1L Eng. Cutlass Supreme	.140017			.Three Coil Packs Required		
1996-91	207 [X] 3.4L Eng. Cutlass Supreme DOHC 24V	.140017			.Three Coil Packs Required		
1996-94	189 [M] 3.1L Eng. Cutlass Ciera	.140017			.Three Coil Packs Required		
1995-93	231 [L] 3.8L Eng. Delta 88, 98, Silhouette	.140017			.Three Coil Packs Required		
1993-89	204 [N] 3.3L Eng. Achieva, Cutlass Ciera	.140017			.Three Coil Packs Required		
1993-92	231 [1][3] 3.8L Eng. 98	.140017			.Three Coil Packs Required		
1993-89	189 [T] 3.1L Eng. Cutlass Supreme	.140017			.Three Coil Packs Required		
1992-91	231 [L] 3.8L Eng. 98, Delta 88 Silhouette, Tornado w/Delco System	.140017			.Three Coil Packs Required		
	231 [L] 3.8L Eng. 98, Delta 88 w/Magnavox System	.140016			.One Coil Packs Required		
1991-89	204 [N] 3.3L Eng. Calais	.140017			.Three Coil Packs Required		
	231 [C] 3.8L Eng. 98, Delta 88, Tornado w/Magnavox System	.140016			.One Coil Packs Required		
1989-88	173 [W] 2.8L Eng. Cutlass Ciera, Cutlass Supreme	.140017			.Three Coil Packs Required		
1988-87	173 [W] 2.8L Eng. Cutlass Ciera, Firenza	.140017			.Three Coil Packs Required		
1988-87	181 [L] 3.0L Eng. Calais	.140016			.One Coil Packs Required		
1988-86	231 [3][B] 3.8L Eng. Cutlass Ciera, Delta 88, 98, Tornado w/Delco System	.140017			.Three Coil Packs Required		
	231 [3][B] 3.8L Eng. Cutlass Ciera, Delta 88, 98, Tornado w/Magnavox System	.140016			.One Coil Packs Required		
1986	181 [L] 3.0L Eng. Calais, Delta 88 w/Magnavox System	.140016			.One Coil Packs Required		
1985	181 [L] 3.0L Eng. Calais	.140016			.One Coil Packs Required		
8 CYLINDER							
1999-95	244 [C] 4.0L Eng. Aurora	.140017			.Four Coil Packs Required		
OLDSMOBILE ELECTRONIC DISTRIBUTORS							
4 CYLINDER							
1988-87	122 [K] 2.0L Eng. Firenza	•	•	•	•	•	140011
1986	121 [P] 2.0L Eng. Firenza	•	•	•	•	•	140011
1986-85	111 [O] 1.8L Eng. Firenza	•	•	•	•	•	140011
	151 [R] 2.5L Eng. Cutlass Ciera	•	•	•	•	•	140011
	151 [U] 2.5L Eng. Calais	•	•	•	•	•	140011
1985	121 [P] 2.0L Eng. Firenza	•	•	•	•	•	140011
1981	151 2.5L Eng. Omega Can.	•	130120	•	•	•	140003

C suffix denotes Chrome for 8140C SuperStock Coil.



ELECTRONIC IGNITION TUNE UP PARTS

MAKE/ YEAR	MODEL, ENGINE & NOTES	CAP & ROTOR KIT		CONTROL MODULE	SUPER STOCK COIL	RACING COIL	SUPER COIL		
		CAP	ROTOR					PERF. TAN	HEAVY DUTY BLACK
OLDSMOBILE (cont.) ELECTRONIC DISTRIBUTORS									
4 CYLINDER									
1980-78	151 2.5L Eng. Starfire	•	130120	•	•	35361	•	140013	140003
1977-76	140 2.3L Eng. Starfire	•	•	•	•	35361	•	•	•
6 CYLINDER									
2003-96	262 [W][X] 4.3L Eng. Bravada	120142*	130141*	•	•	•	•	•	140024
1995-90	189 [D] 3.1L Eng. Silhouette	•	•	8130	•	•	•	•	140011
1994-91	262 [W][Z] 4.3L Eng. Bravada	120133	130133	8133	•	35362	•	•	140011
1987-86	231 [A] 3.8L Eng. Cutlass Supreme Exc. Can.	•	130120	8129	•	35363	•	140015	140005
	231 [A] 3.8L Eng. Cutlass Supreme Export, Can.	•	130120	8129	•	35361	•	140015	140005
1986	173 [W] 2.8L Eng. Cutlass Ciera w/Fuel Injection	120133	130133	8133	•	•	•	•	140011
	173 [X] 2.8L Eng. Cutlass Ciera w/2 Bbl. Carb.	•	•	8130	•	•	•	•	140011
1986-85	173 [W] 2.8L Eng. Firenza	120133	130133	8133	•	•	•	•	140011
1985	173 [Z] 2.8L Eng. Cutlass Ciera	•	•	8130	•	•	•	•	140011
	181 [E] 3.0L Eng. 98, Cutlass Ciera	•	130120	8129	•	35363	•	140015	140005
	231 [3] 3.8L Eng. 98, Cutlass Ciera	•	130120	N/R	•	35363	•	140015	140005
	231 [A] 3.8L Eng. Cutlass Supreme, Delta 88 Exc. Export, Exc. Can.	•	130120	8129	•	35363	•	140015	140005
	231 [A] 3.8L Eng. Cutlass Supreme, Delta 88 Export, Can.	•	130120	8129	•	35361	•	140015	140005
1984	231 3.8L Eng. 98, Cutlass Supreme, Delta 88 Can.	•	130120	8129	•	35361	•	140015	140005
	231 3.8L Eng. 98, Cutlass Supreme, Delta 88 Exc. Can.	•	130120	8129	•	35363	•	140015	140005
	231 3.8L Eng. Cutlass Ciera	•	130120	N/R	•	35363	•	140015	140005
1984-83	173 2.8L Eng. Cutlass Ciera, Omega	•	•	8130	•	•	•	•	•
1984-81	252 4.1L Eng. Toronado	•	130120	8129	•	35363	•	140015	140005
1984-82	181 3.0L Eng. Cutlass Ciera	•	130120	8129	•	35363	•	140015	140005
1983	252 4.1L Eng. 98 Can.	•	130120	8129	•	35361	•	140015	140005
	252 4.1L Eng. 98 Exc. Can.	•	130120	8129	•	35363	•	140015	140005
1983-81	231 3.8L Eng. Cutlass Supreme, Delta 88 Can.	•	130120	8129	•	35361	•	140015	140005
	231 3.8L Eng. Cutlass Supreme, Delta 88 Exc. Can.	•	130120	8129	•	35363	•	140015	140005
1982	173 2.8L Eng. Cutlass Ciera, Omega Can.	•	130120	8129	•	35361	•	140013	140003
	173 2.8L Eng. Cutlass Ciera, Omega Exc. Can.	•	130120	8129	•	35363	•	140013	140003
	252 4.1L Eng. 98, Delta 88	•	130120	8129	•	35363	•	140015	140005
1981	173 2.8L Eng. Omega Can.	•	130120	8129	•	35361	•	140013	140003
	173 2.8L Eng. Omega Exc. Can.	•	130120	8129	•	35363	•	140013	140003
	252 4.1L Eng. 98 Can.	•	130120	8129	•	35361	•	140015	140005
	252 4.1L Eng. 98 Exc. Can.	•	130120	8129	•	35363	•	140015	140005
1980	173 2.8L Eng. Omega	•	130120	8129	•	35361	•	140013	140003
	231 3.8L Eng. Cutlass Supreme, Delta 88, Starfire Cal.	•	130120	8129	•	35363	•	140015	140005
	231 [A] 3.8L Eng. Cutlass Supreme, Delta 88, Starfire Exc. Cal.	•	130120	8129	•	35361	•	140015	140005
1979-78	231 3.8L Eng. Cutlass Supreme, Delta 88, Omega, Starfire	•	130120	8129	•	35361	•	140015	140005
1977	231 3.8L Eng. Cutlass Supreme, Delta 88, Omega, Starfire	•	130120	•	•	35361	•	140015	140005
1976-75	231 3.8L Eng. Starfire	•	130120	•	•	35361	•	140015	140005
	250 4.1L Eng. Cutlass Supreme, Omega	•	•	•	•	35361	•	•	•
8 CYLINDER									
1992	350 [7] 5.7L Eng. Custom Cruiser	120137	130137	8132	•	35370	•	•	140011
1992-91	305 [E] 5.0L Eng. Custom Cruiser	120137	130137	8132	•	35370	•	•	140011
1990-88	307 [Y] 5.0L Eng. Custom Cruiser	120128	130120	8122	8123	35363	•	140015	140005
1988-87	307 [Y] 5.0L Eng. Cutlass Supreme	120128	130120	8122	8123	35363	•	140015	140005
1987-86	307 [Y] 5.0L Eng. Custom Cruiser Can.	120128	130120	8122	8123	35361	•	140015	140005
1987	307 [Y] 5.0L Eng. Custom Cruiser Exc. Can.	120128	130120	8122	8123	35363	•	140015	140005
1987-85	307 [9] 5.0L Eng. Cutlass Supreme H.O.	120128	130120	8122	8123	35363	•	140015	140005
1987-82	305 [H] 5.0L Eng. Cutlass Supreme Can.	120128	130120	8122	8123	35361	•	140013	140003
1986	307 [Y] 5.0L Eng. Custom Cruiser, Cutlass Supreme	120128	130120	8122	8123	35363	•	140015	140005
1985	307 [Y] 5.0L Eng. Cutlass Supreme, Delta 88, Toronado Exc. Can.	120128	130120	8122	8123	35363	•	140015	140005

C suffix denotes Chrome for 8140C SuperStock Coil.

ELECTRONIC IGNITION TUNE UP PARTS



MAKE/ YEAR	MODEL, ENGINE & NOTES	CAP	ROTOR	CAP & ROTOR KIT		CONTROL MODULE	SUPER STOCK COIL	RACING COIL	SUPER COIL
				PERF. TAN	HEAVY DUTY BLACK				
OLDSMOBILE (cont.) ELECTRONIC DISTRIBUTORS									
8 CYLINDER									
1985	307 [Y] 5.0L Eng. Delta 88 Can.	120128	130120	8122	8123	35361	•	140015	140005
1984-83	307 5.0L Eng. 98, Cutlass Supreme, Delta 88, Tornado Can.	120128	130120	8122	8123	35361	•	140015	140005
	307 5.0L Eng. 98, Cutlass Supreme, Delta 88, Tornado Exc. Can.	120128	130120	8122	8123	35363	•	140015	140005
1983	307 5.0L Eng. Cutlass Supreme.	120128	130120	8122	8123	35363	•	140015	140005
1983-82	305 5.0L Eng. Cutlass Supreme Exc. Can.	120128	130120	8122	8123	35363	•	140013	140003
1982	260 4.3L Eng. Cutlass Supreme, Delta 88 Can.	120128	130120	8122	8123	35361	•	140015	140005
	260 4.3L Eng. Cutlass Supreme, Delta 88 Exc. Can.	120128	130120	8122	8123	35363	•	140015	140005
	267 4.4L Eng. Cutlass Supreme, Delta 88 Can.	120128	130120	8122	8123	35361	•	140013	140003
	307 5.0L Eng. 98, Cutlass Supreme, Delta 88, Tornado Can.	120128	130120	8122	8123	35361	•	140015	140005
	307 5.0L Eng. 98, Cutlass Supreme, Delta 88, Tornado Exc. Can.	120128	130120	8122	8123	35363	•	140015	140005
1981	260 4.3L Eng. Cutlass Supreme, Delta 88	120128	130120	8122	8123	35363	•	140015	140005
	267 4.4L, 305 5.0L Eng. Cutlass Supreme, Delta 88 Can.	120128	130120	8122	8123	35361	•	140013	140003
	267 4.4L, 305 5.0L Eng. Cutlass Supreme, Delta 88 Exc. Can.	120128	130120	8122	8123	35363	•	140013	140003
	307 5.0L Eng. 98, Delta 88 Can.	120128	130120	8122	8123	•	•	140015	140005
	307 5.0L Eng. 98, Delta 88 Exc. Vacuum Advance, Exc. Can.	120128	130120	8122	8123	35363	•	140015	140005
	307 5.0L Eng. 98, Delta 88 w/Vacuum Advance, Exc. Can.	120128	130120	8122	8123	•	•	140015	140005
	307 5.0L Eng. Cutlass Supreme, Tornado Can.	120128	130120	8122	8123	•	•	140015	140005
	307 5.0L Eng. Cutlass Supreme, Tornado Exc. Can.	120128	130120	8122	8123	35363	•	140015	140005
1980	260 4.3L Eng. Cutlass Supreme Exc. Closed Loop System.	120128	130120	8122	8123	•	•	140015	140005
	260 4.3L Eng. Cutlass Supreme w/Closed Loop System.	120128	130120	8122	8123	35363	•	140015	140005
	260 4.3L Eng. Delta 88	120128	130120	8122	8123	•	•	140015	140005
	265 4.3L Eng. Delta 88	120128	130120	8122	8123	35361	•	140015	140005
	305 5.0L Eng. Cutlass Supreme, Delta 88	120128	130120	8122	8123	35361	•	140013	140003
	307 5.0L Eng. 98, Delta 88, Tornado	120128	130120	8122	8123	35361	•	140015	140005
	307 5.0L Eng. Cutlass Supreme.	120128	130120	8122	8123	35361	•	140013	140003
	350 5.7L Eng. Cutlass Supreme.	120128	130120	8122	8123	•	•	140015	140005
	350 [R] 5.7L Eng. 98, Delta 88, Tornado	120128	130120	8122	8123	•	•	140015	140005
1979	301 4.9L Eng. Delta 88	120128	130120	8122	8123	•	•	140015	140005
	350 5.7L Eng. 98, Delta 88, Tornado	120128	130120	8122	8123	35361	•	140015	140005
1979-78	403 6.6L Eng. 98, Delta 88	120128	130120	8122	8123	35361	•	140015	140005
	260 4.3L Eng. Cutlass Supreme, Delta 88	120128	130120	8122	8123	35361	•	140015	140005
	305 5.0L Eng. Cutlass Supreme, Omega, Starfire.	120128	130120	8122	8123	35361	•	140013	140003
1979-78	350 5.7L Eng. Cutlass Supreme, Omega	120128	130120	8122	8123	35361	•	140013	140003
1978	350 5.7L Eng. 98, Delta 88	120128	130120	8122	8123	35361	•	140015	140005
1978-77	403 6.6L Eng. Tornado	120128	•	•	•	•	•	140013	140003
1977	260 4.3L Eng. Cutlass Supreme, Delta 88, Omega.	120128	130120	8122	8123	35361	•	140015	140005
	305 5.0L Eng. Omega, Starfire	120128	130120	8122	8123	35361	•	140013	140003
	350 5.7L Eng. 98, Delta 88, Omega	120128	130120	8122	8123	35361	•	140013	140003
	350 [R] 5.7L Eng. 98, Cutlass Supreme, Delta 88, Omega	120128	130120	8122	8123	35361	•	140015	140005
	403 6.6L Eng. 98, Cutlass Supreme, Delta 88	120128	130120	8122	8123	35361	•	140015	140005
1976	455 7.5L Eng. Tornado Cal.	120128	130120	8122	8123	35361	•	140013	140003
	455 7.5L Eng. Tornado Exc. Cal.	120128	130120	8122	8123	35361	•	140015	140005
1976-75	260 4.3L Eng. Cutlass Supreme, Omega	120128	130120	8122	8123	35361	•	140015	140005
	350 5.7L Eng. 98, Cutlass Supreme, Delta 88, Omega	120128	130120	8122	8123	35361	•	140015	140005
	455 7.5L Eng. 98, Cutlass Supreme, Delta 88	120128	130120	8122	8123	35361	•	140015	140005
1975	400 6.6L Eng. 98, Delta 88	120128	130120	8122	8123	35361	•	140015	140005
	455 7.5L Eng. Tornado	120128	130120	8122	8123	35361	•	140013	140003
1974	All Eng. All Models w/High Energy Ignition (H.E.I.)	120128	130120	8122	8123	35361	•	140015	140005

C suffix denotes Chrome for 8140C SuperStock Coil.



ELECTRONIC IGNITION TUNE UP PARTS

MAKE/ YEAR	MODEL, ENGINE & NOTES	CAP & ROTOR KIT		CONTROL MODULE	SUPER STOCK COIL	RACING COIL	SUPER COIL	
		CAP	ROTOR					PERF. TAN
PANTERA ELECTRONIC DISTRIBUTORS								
8 CYLINDER								
1985-84	All Eng. w/Dura-Spark Style Dist. Cap w/EEC-IV	120223	130223	8224	8223	•	•	140012
1985-77	All Eng. w/Dura-Spark Style Dist. Cap Exc. EEC-IV	120223	130223	8224	8223	•	8140,8140C, 140207	140001
1976-74	All Eng. w/Socket Style Dist. Cap	120214	130215	8220	8222	•	8140,8140C, 140207	140001
PLYMOUTH ELECTRONIC DISTRIBUTORS								
4 CYLINDER								
1995-90	153 2.5L Eng. All Models w/ & wo/Turbo	•	•	•	•	•	•	140021
	135 2.2L Eng. All Models w/ & wo/Turbo	•	•	•	•	•	•	140021
1991-85	1468cc [Q] Eng. Colt Models	•	•	•	•	•	8140,8140C, 140108	140001
1990-85	1595cc [K] Eng. Colt Models	•	•	•	•	•	8140,8140C, 140108	140001
1989-86	135 2.2L Eng. All Models w/ & wo/Turbo	•	•	•	•	•	8140M	•
1989-88	153 2.5L Eng. All Models w/ & wo/Turbo	•	•	•	•	•	8140M	•
1989-84	2555cc [F] Eng. Conquest	•	•	•	•	•	8140,8140C, 140305	140001
1988-87	1468cc [Q] Eng. Colt Exc. Sta. Wag.	•	•	•	•	•	8140,8140C, 140108	140001
1987-85	1997cc [A] Eng. Colt To 11/1/86	•	•	•	•	•	8140,8140C, 140108	140001
1987-86	156 2.6L Eng. All Models	•	•	•	•	•	8140,8140C, 140305	140001
	153 2.5L Eng. All Models	•	•	•	•	•	8140M	•
1986-83	98 1.6L Eng. All Models	•	•	8327	•	•	8140M	•
1985-83	156 2.6L Eng. All Models	•	•	•	•	•	8140,8140C	140001
1985-84	135 2.2L Eng. All Models w/ & wo/Turbo	•	•	8327	•	•	8140M	•
1985-82	156 2.6L Eng. All Models	•	•	•	•	•	8140,8140C, 140305	140001
1984	1400cc [J] Eng. All Models	•	•	•	•	•	8140,8140C, 140108	140001
	1595cc [K] Eng. All Models Exc. Turbo	•	•	•	•	•	8140,8140C, 140108	140001
	1595cc [K] Eng. All Models w/Turbo	•	•	•	•	•	8140,8140C, 140305	140001
	1997cc [A] Eng. All Models	•	•	•	•	•	8140,8140C, 140108	140001
1983	2555cc [F] Eng. All Models	•	•	•	•	•	8140,8140C, 140305	140001
1983-81	105 1.7L Eng. All Models	•	•	8327	•	•	8140M	•
	1400cc [J], 1595cc [K] Eng. All Models Exc. Can.	•	•	•	•	•	8140,8140C, 140305	140001
	135 2.2L Eng. All Models	•	•	8327	•	•	8140M	•
1982-80	2555cc [F] Eng. All Models	•	•	•	•	•	8140,8140C, 140305	140001
1980	1400cc [J], 1595cc [K][Z] Eng. All Models Cal.	•	•	•	•	•	8140,8140C, 140305	140001
	All Eng. Horizon Exc. Lean Burn	•	•	•	•	•	8140M	•
	All Eng. Horizon w/Lean Burn	•	•	8327	•	•	8140M	•
1979	2555cc [F] Eng. All Models w/Electronic Dist.	•	•	•	•	•	8140,8140C, 140305	140001
	All Eng. Horizon	•	•	•	•	•	8140M	•
1978	All Eng. Horizon	•	•	•	•	•	8140,8140C, 140305	140001
6 CYLINDER								
1989	181 3.0L Eng. All Models	•	•	•	•	•	8140M	•
1983-80	225 3.7L Eng. All Models	•	130319	8326	•	•	8140M	•
1979	225 3.7L Eng. All Models Exc. Lean Burn	•	130319	8326	•	•	8140M	•
	225 3.7L Eng. All Models w/Lean Burn	•	130319	8326	•	•	8140M	•
1978-73	All Eng. All Models	•	130319	8326	•	•	8140,8140C, 140305	140001
8 CYLINDER								
1989-84	318 5.2L Eng. All Models w/Dual Pick-up	120326	130319	8320	8321	•	8140M	•
	318 5.2L Eng. All Models w/Single Pick-up	120326	130319	8320	8321	•	8140M	•
1983-81	318 5.2L Eng. All Models	120326	130319	8320	8321	•	8140M	•
1980	318 5.2L, 360 5.9L Eng. All Models	120326	130319	8320	8321	•	8140M	•
1979	318 5.2L, 360 5.9L Eng. All Models Exc. Lean Burn	120326	130319	8320	8321	•	8140M	•
	318 5.2L, 360 5.9L Eng. All Models w/Lean Burn	120326	130319	8320	8321	•	8140M	•
1978-76	318 5.2L Eng. All Models w/Lean Burn	120326	130319	8320	8321	•	8140,8140C, 140305	140001
	318 5.2L Eng. All Models Exc. Lean Burn	120326	130319	8320	8321	•	8140,8140C, 140305	140001
	360 5.9L Eng. All Models w/Lean Burn	120326	130319	8320	8321	•	8140,8140C, 140305	140001
	360 5.9L Eng. All Models Exc. Lean Burn	120326	130319	8320	8321	•	8140,8140C, 140305	140001

C suffix denotes Chrome for 8140C SuperStock Coil.

ELECTRONIC IGNITION TUNE UP PARTS



MAKE/ YEAR	MODEL, ENGINE & NOTES	CAP	ROTOR	CAP & ROTOR KIT		CONTROL MODULE	SUPER STOCK COIL	RACING COIL	SUPER COIL
				PERF. TAN	HEAVY DUTY BLACK				
PLYMOUTH (cont.) ELECTRONIC DISTRIBUTORS									
4 CYLINDER									
1978-76	400 6.6L Eng. All Models w/Lean Burn	120326	130319	8320	8321	•	8140,8140C	140305	140001
	400 6.6L Eng. All Models Exc. Lean Burn	120326	130319	8320	8321	•	8140,8140C	140305	140001
	440 7.2L Eng. All Models w/Lean Burn	120326	130319	8320	8321	•	8140,8140C	140305	140001
	440 7.2L Eng. All Models Exc. Lean Burn	120326	130319	8320	8321	•	8140,8140C	140305	140001
1975-72	All Eng. All Models	120326	130319	8320	8321	•	8140,8140C	140305	140001
PLYMOUTH TRUCK ELECTRONIC DISTRIBUTORS									
4 CYLINDER									
1995-90	153 2.5L Eng. Voyager w/ & wo/Turbo	•	•	•	•	•	•	•	140021
1989-88	153 2.5L Eng. Voyager w/ & wo/Turbo	•	•	•	•	•	8140M	•	•
1987-86	153 2.2L Eng. Voyager w/ & wo/Turbo	•	•	•	•	•	8140M	•	•
1987-84	156 2.6L Eng. Voyager	•	•	•	•	•	8140,8140C	140305	140001
1985-84	135 2.2L Eng. Voyager w/ & wo/Turbo	•	•	8327	•	•	8140M	•	•
1983	135 2.2L Eng. Scamp	•	•	8327	•	•	8140M	•	•
1982-79	1997cc [U], 2600cc [W] Eng. Arrow	•	•	•	•	•	8140,8140C	140305	140001
6 CYLINDER									
1989-87	181 3.0L Eng. Voyager	•	•	•	•	•	8140M	•	•
1983-81	225 3.7L Eng. All Models w/Dual Pick-up	•	130319	8326	•	•	8140M	•	•
	225 3.7L Eng. All Models w/Single Pick-up	•	130319	8326	•	•	8140M	•	•
1980-79	All Eng. All Models	•	130319	8326	•	•	8140M	•	•
1978-74	All Eng. All Models	•	130319	8326	•	•	8140,8140C	140305	140001
8 CYLINDER									
1983-81	318 5.2L, 360 5.9L Eng. All Models w/Dual Pick-up	120326	130319	8320	8321	•	8140M	•	•
	318 5.2L, 360 5.9L Eng. All Models w/Single Pick-up	120326	130319	8320	8321	•	8140M	•	•
1980-79	318 5.2L, 360 5.9L Eng. All Models	120326	130319	8320	8321	•	8140M	•	•
1978-74	318, 360, 400, 440 Eng. All Models	120326	130319	8320	8321	•	8140,8140C	140305	140001
PONTIAC DISTRIBUTORLESS IGNITIONS									
4 CYLINDER									
2001-95	134 [4] 2.2L Eng. Sunfire				.140017	.Two Coil Packs Required			
1991-90	134 [G] 2.2L Eng. Tempest Can.				.140017	.Two Coil Packs Required			
1991-87	151 [R] 2.5L Eng. 6000				.140017	.Two Coil Packs Required			
	151 [U] 2.5L Eng. Grand Am				.140017	.Two Coil Packs Required			
1989-87	122 [1] 2.0L Eng. Tempest Can.				.140017	.Two Coil Packs Required			
1988-87	151 [R] 2.5L Eng. Fiero				.140017	.Two Coil Packs Required			
6 CYLINDER									
2003-99	207 [E] 3.4L Eng. Grand Am				.140017	.Three Coil Packs Required			
2003-95	231 [K] 3.8L Eng. Firebird				.140017	.Three Coil Packs Required			
2003-95	231 [K][1] 3.8L Eng. Bonneville				.140017	.Three Coil Packs Required			
2003-97	231 [K][1] 3.8L Eng. Grand Prix				.140017	.Three Coil Packs Required			
2003-96	207 [E] 3.4L Eng. Montana, Trans Sport, Aztek				.140017	.Three Coil Packs Required			
1998-94	189 [M] 3.1L Eng. Grand Am, Grand Prix				.140017	.Three Coil Packs Required			
1996-91	207 [X] 3.4L Eng. Grand Prix DOHC 24V				.140017	.Three Coil Packs Required			
1995-93	207 [S] 3.4L Eng. Firebird				.140017	.Three Coil Packs Required			
1995-94	231 [L] 3.8L Eng. Trans Sport				.140017	.Three Coil Packs Required			
1995-93	231 [L][1] 3.8L Eng. Bonneville				.140017	.Three Coil Packs Required			
1994-91	189 [T] 3.1L Eng. Sunbird				.140017	.Three Coil Packs Required			
1993-92	204 [N] 3.3L Eng. Grand Am				.140017	.Three Coil Packs Required			
	231 [L] 3.8L Eng. Trans Sport				.140017	.Three Coil Packs Required			
1993-89	189 [T] 3.1L Eng. Grand Prix				.140017	.Three Coil Packs Required			
1992	231 [L][1] 3.8L Eng. Bonneville w/Delco System				.140017	.Three Coil Packs Required			
	231 [L][1] 3.8L Eng. Bonneville w/Magnavox System				.140016	.One Coil Packs Required			
1991-88	231 [C] 3.8L Eng. Bonneville				.140016	.One Coil Packs Required			
1991-90	189 [T] 3.1L Eng. Tempest Can.				.140017	.Three Coil Packs Required			
1991-88	189 [T] 3.1L Eng. 6000				.140017	.Three Coil Packs Required			

C suffix denotes Chrome for 8140C SuperStock Coil.



ELECTRONIC IGNITION TUNE UP PARTS

MAKE/ YEAR	MODEL, ENGINE & NOTES	CAP & ROTOR KIT		CONTROL MODULE	SUPER STOCK COIL	RACING COIL	SUPER COIL
		CAP	ROTOR				
PONTIAC (cont.) DISTRIBUTORLESS IGNITIONS							
6 CYLINDER							
		SUPER COIL PACK			COMMENTS		
1990-89	189 [V] 3.1L Eng. Grand Prix		.140017		.Three Coil Packs Required		
1989	231 [7] 3.8L Eng. Turbo Trans Am		.140016		.One Coil Packs Required		
1989-88	173 [W] 2.8L Eng. Grand Prix		.140017		.Three Coil Packs Required		
1989-87	173 [W] 2.8L Eng. 6000		.140017		.Three Coil Packs Required		
	173 [W] 2.8L Eng. Tempest Can.		.140017		.Three Coil Packs Required		
1988-87	231 [3] 3.8L Eng. Bonneville w/Delco System		.140017		.Three Coil Packs Required		
	231 [3] 3.8L Eng. Bonneville w/Magnavox System		.140016		.One Coil Packs Required		
1987-85	181 [L] 3.0L Eng. Grand Am		.140016		.One Coil Packs Required		
PONTIAC ELECTRONIC DISTRIBUTORS							
4 CYLINDER							
1993-88	98 [6] 1.6L Eng. LeMans	•	•	•	•	•	140011
1991-89	122 [K] 2.0L Eng. LeMans	•	•	•	•	•	140011
1991-87	122 [K][M] 2.0L Eng. Sunbird	•	•	•	•	•	140011
1991-90	98 1.6L Eng. Sunburst Can.	•	•	•	35362	•	140011
1989-87	92 [9] 1.5L Eng. Sunburst Can., w/Turbo	•	•	•	35362	•	140011
	122 [M] 2.0L Eng. Grand Am	•	•	•	•	•	140011
1987-83	98 1.6L Eng. Acadian, T1000	•	•	•	35361	•	140011
1986	121 [P] 2.0L Eng. J2000, Sunbird	•	•	•	35362	•	140011
1986-85	111 1.8L, 112 1.8L Eng. J2000, Sunbird	•	•	•	•	•	140011
	151 2.5L Eng. 6000, Fiero, Firebird, Grand Am	•	•	•	•	•	140011
1985	121 2.0L Eng. J2000, Sunbird	•	•	•	•	•	140011
1982	98 1.6L Eng. Acadian, T1000 w/A.T.	•	•	•	35361	•	•
	98 1.6L Eng. T1000 w/4 Speed M.T., Exc. Cal. & Can.	•	•	•	35361	•	•
	98 1.6L Eng. T1000 w/5 Speed M.T., Exc. Cal. & Can.	•	•	•	35363	•	•
	98 1.6L Eng. T1000 w/M.T., Cal.	•	•	•	35363	•	•
	98 1.6L Eng. Acadian, T1000 w/M.T., Can.	•	•	•	35361	•	•
1981	98 1.6L Eng. Acadian, T1000	•	•	•	35363	•	•
	151 2.5L Eng. Phoenix Can.	•	130120	•	35361	•	140013, 140003
1980	98 1.6L Eng. Acadian	•	•	•	35361	•	•
	151 2.5L Eng. Phoenix, Sunbird	•	130120	•	35361	•	140013, 140003
1979-77	151 2.5L Eng. Sunbird	•	130120	•	35361	•	140013, 140003
1978-77	151 2.5L Eng. Phoenix	•	130120	•	35361	•	140013, 140003
1977	151 2.5L Eng. Astre, Ventura	•	130120	•	35361	•	140013, 140003
1977-75	140 2.3L Eng. Astre, Sunbird	•	•	•	35361	•	•
6 CYLINDER							
1995-91	189 [D] 3.1L Eng. Trans Sport	•	•	•	•	•	140011
1992-90	189 [T] 3.1L Eng. Firebird	120133	130133	8133	•	•	140011
1990	189 [D] 3.1L Eng. Trans Sport	•	•	8130	•	•	140011
1989-85	173 [S] 2.8L Eng. Firebird	120133	130133	8133	•	•	140011
1988-86	173 [9] 2.8L Eng. Fiero	120133	130133	8133	•	•	140011
1987-86	262 4.3L Eng. Grand Prix	120133	130133	8133	•	35362	140011
1987-83	231 3.8L Eng. Grand Prix Can.	•	130120	8129	•	35361	140015, 140005
	231 3.8L Eng. Grand Prix Exc. Can.	•	130120	8129	•	35363	140015, 140005
1986	231 [A] 3.8L Eng. Bonneville Can.	•	130120	8129	•	35361	140015, 140005
	231 [A] 3.8L Eng. Bonneville Exc. Can.	•	130120	8129	•	35363	140015, 140005
	262 [Z] 4.3L Eng. Bonneville, Parisienne	120133	130133	8133	•	35362	140011
1986-85	173 [W] 2.8L Eng. 6000	120133	130133	8133	•	•	140011
	173 [X] 2.8L Eng. 6000	•	•	8130	•	•	140011
1985	173 [9] 2.8L Eng. Fiero	120133	130133	8133	•	•	140011
	262 4.3L Eng. Parisienne	120133	130133	8133	•	•	140011
1985-83	231 [A] 3.8L Eng. Bonneville, Parisienne Can.	•	130120	8129	•	35361	140013, 140003
	231 [A] 3.8L Eng. Bonneville, Parisienne Exc. Can.	•	130120	8129	•	35363	140015, 140005
1984-82	173 [1][L] 2.8L Eng. Firebird	•	•	8130	•	•	•

C suffix denotes Chrome for 8140C SuperStock Coil.

ELECTRONIC IGNITION TUNE UP PARTS



MAKE/ YEAR	MODEL, ENGINE & NOTES	CAP & ROTOR KIT		PERF. TAN	HEAVY DUTY BLACK	CONTROL MODULE	SUPER STOCK COIL	RACING COIL	SUPER COIL	
		CAP	ROTOR							
PONTIAC (cont.) ELECTRONIC DISTRIBUTORS										
6 CYLINDER										
1984-83	173 [X] 2.8L Eng. 6000, Phoenix	120139	•	8130	•	•	•	•	•	
	173 [Z] 2.8L Eng. Phoenix	120139	•	8130	•	•	•	•	•	
1983	229 [9] 3.8L Eng. Parisienne	•	130120	8129	•	35363	•	140013	140003	
1983-82	229 3.8L Eng. LeMans Can.	•	130120	8129	•	35363	•	140013	140003	
	231 3.8L Eng. LeMans Can.	•	130120	8129	•	35361	•	140015	140005	
1982	173 2.8L Eng. 6000, Phoenix	•	130120	8129	•	35361	•	140013	140003	
	231 3.8L Eng. Bonneville, Grand Prix Can.	•	130120	8129	•	35361	•	140015	140005	
	231 3.8L Eng. Bonneville, Grand Prix Exc. Can.	•	130120	8129	•	35363	•	140015	140005	
	252 4.1L Eng. Bonneville, Grand Prix	•	130120	8129	•	35363	•	140015	140005	
1981	173 2.8L Eng. Phoenix Can.	•	130120	8129	•	35361	•	140013	140003	
	173 2.8L Eng. Phoenix Exc. Can.	•	130120	8129	•	35363	•	140013	140003	
	229 3.8L Eng. Grand Prix, LeMans Can.	•	130120	8129	•	35361	•	140013	140003	
	229 3.8L Eng. Grand Prix, LeMans Exc. Can.	•	130120	8129	•	•	•	140013	140003	
	231 3.8L Eng. Bonneville, Catalina, Grand Prix, LeMans Exc. Can.	•	130120	8129	•	35363	•	140015	140005	
	231 3.8L Eng. Bonneville, Catalina, Grand Prix, LeMans, Parisienne Can.	•	130120	8129	•	35361	•	140015	140005	
	231 3.8L Eng. Firebird	•	130120	8129	•	35363	•	140015	140005	
1980	173 2.8L Eng. Phoenix	•	130120	8129	•	35361	•	140013	140003	
	229 3.8L Eng. Grand Prix, LeMans	•	130120	8129	•	35361	•	140013	140003	
	231 3.8L Eng. Bonneville, Catalina, Firebird, Grand Prix, LeMans, Parisienne, Sunbird Exc. Cal.	•	130120	8129	•	35361	•	140015	140005	
	231 3.8L Eng. Bonneville, Catalina, Firebird, Grand Prix, LeMans, Sunbird Cal.	•	130120	8129	•	35363	•	140015	140005	
1979-78	231 3.8L Eng. Bonneville, Catalina, Firebird, Grand Am, Grand Prix, LeMans, Phoenix, Sunbird	•	130120	8129	•	35361	•	140015	140005	
1977	231 3.8L Eng. Bonneville, Catalina, Firebird, LeMans, Phoenix, Sunbird, Ventura	•	130120	•	•	35361	•	140015	140005	
	250 4.1L Eng. Catalina, Laurentian, LeMans, Parisienne, Safari Can.	•	•	•	•	35361	•	•	•	
1976	231 3.8L Eng. Sunbird	•	130120	•	•	35361	•	140015	140005	
1976-75	250 4.1L Eng. Firebird, LeMans, Ventura	•	•	•	•	35361	•	•	•	
8 CYLINDER										
1996	350 [P] 5.7L Eng. Firebird LTI/LT4	•	•	•	•	•	•	•	140024	
1995-93	350 [P] 5.7L Eng. Firebird LTI	•	•	•	•	•	•	•	140011	
1992	305 [E] 5.0L Eng. Firebird TBL	120137	130137	8132	•	35370	•	•	140011	
1992-90	305 [F] 5.0L Eng. Firebird TPI	120137	130137	8132	•	35370	•	•	140011	
1992-90	350 [8] 5.7L Eng. Firebird TPI	120137	130137	8132	•	35370	•	•	140011	
1991	305 [E] 5.0L Eng. All Models w/Dist. 1103749	120137	130137	8132	•	35362	•	•	140011	
	305 [E] 5.0L Eng. All Models w/Dist. 1103880	120137	130137	8132	•	35370	•	•	140011	
1990-88	305 [E] 5.0L Eng. Firebird TBL	120137	130137	8132	•	35362	•	•	140011	
1989-88	307 [Y] 5.0L Eng. Safari	120128	130120	8122	8123	35363	•	140015	140005	
1989-87	305 [F] 5.0L Eng. Firebird TPI	120137	130137	8132	•	35362	•	•	140011	
1989-88	350 [8] 5.7L Eng. Firebird TPI	120137	130137	8132	•	35362	•	•	140011	
1987	350 [8] 5.7L Eng. Firebird w/Remote Mount Coil	120137	130137	8132	•	35362	•	•	140011	
	350 [8] 5.7L Eng. Firebird w/In-Cap Coil	•	130120	8131	•	35363	•	140015	140005	
	305 [G] 5.0L Eng. Grand Prix GT H.O.	120137	130137	8132	•	35362	•	•	140011	
	305 [H] 5.0L Eng. Firebird, Grand Prix Can.	120128	130120	8122	8123	35363	•	140013	140003	
	305 [H] 5.0L Eng. Firebird, Grand Prix Exc. Can.	120137	130137	8132	•	35362	•	•	140011	
	307 [Y] 5.0L Eng. Safari Can.	120128	130120	8122	8123	35361	•	140015	140005	
	307 [Y] 5.0L Eng. Safari Exc. Can.	120128	130120	8122	8123	35363	•	140015	140005	
1986-85	305 [G] 5.0L Eng. Grand Prix GT H.O.	120128	130120	8122	8123	35363	•	140013	140003	
	305 [F] 5.0L Eng. Firebird TPI	•	130120	8131	•	35363	•	140013	140003	
1986	307 5.0L Eng. Parisienne	120128	130120	8122	8123	35363	•	140015	140005	
1986-85	305 [G] 5.0L Eng. Firebird H.O.	120128	130120	8122	8123	35363	•	140013	140003	

C suffix denotes Chrome for 8140C SuperStock Coil.



ELECTRONIC IGNITION TUNE UP PARTS

MAKE/ YEAR	MODEL, ENGINE & NOTES	CAP & ROTOR KIT		CONTROL MODULE	SUPER STOCK COIL	RACING COIL	SUPER COIL
		CAP	ROTOR				
PONTIAC (cont.) ELECTRONIC DISTRIBUTORS							
8 CYLINDER							
1986-83	305 [H] 5.0L Eng. Bonneville, Firebird, Grand Prix, Parisienne Can.	120128	130120	8122	8123	35361	• 140013 140003
	305 [H] 5.0L Eng. Bonneville, Firebird, Grand Prix, Parisienne Exc. Can.	120128	130120	8122	8123	35363	• 140013 140003
1984	305 [G] 5.0L Eng. Firebird H.O. Can.	120128	130120	8122	8123	35361	• 140013 140003
	305 [G] 5.0L Eng. Firebird H.O. Exc. Can.	120128	130120	8122	8123	35363	• 140013 140003
1983	305 [S] 5.0L Eng. Firebird Cross-Fire EFI	120128	130120	8122	8123	35363	• 140013 140003
1983-82	305 [7] 5.0L Eng. Firebird Cross-Fire EFI	120128	130120	8122	8123	35363	• 140013 140003
1983	350 5.7L Eng. Parisienne Can.	120128	130120	8122	8123	35361	• 140013 140003
	350 5.7L Eng. Parisienne Exc. Can.	120128	130120	8122	8123	35363	• 140013 140003
1983-82	305 [H] 5.0L Eng. LeMans Can.	120128	130120	8122	8123	35361	• 140013 140003
1982	267 4.4L Eng. Bonneville, Grand Prix, LeMans.	120128	130120	8122	8123	35361	• 140013 140003
	305 [H] 5.0L Eng. Firebird Can.	120128	130120	8122	8123	35361	• 140013 140003
	305 [H] 5.0L Eng. Firebird Exc. Can.	120128	130120	8122	8123	35363	• 140013 140003
1981	265 4.3L Eng. Bonneville, Catalina, Firebird, Grand Prix, LeMans, Parisienne.	120128	130120	8122	8123	35363	• 140015 140005
	267 4.4L Eng. Firebird, Grand Prix, LeMans Can.	120128	130120	8122	8123	35361	• 140015 140005
	267 4.4L Eng. Firebird, Grand Prix, LeMans Exc. Can.	120128	130120	8122	8123	35363	• 140013 140003
	301 [T] 4.9L Eng. Firebird w/Turbo, Can.	120128	130120	8122	8123	•	• 140015 140005
	301 [T] 4.9L Eng. Firebird w/Turbo, Exc. Can.	120128	130120	8122	8123	35363	• 140015 140005
	301 [W] 4.9L Eng. Firebird	120128	130120	8122	8123	35363	• 140015 140005
	305 5.0L Eng. Bonneville, Catalina w/Dist. 1103466, Exc. Can.	120128	130120	8122	8123	35363	• 140015 140005
	305 5.0L Eng. Bonneville, Catalina w/Dist. 1103467, Exc. Can.	120128	130120	8122	8123	•	• 140015 140005
	305 5.0L Eng. Bonneville, Catalina, Parisienne Can.	120128	130120	8122	8123	•	• 140015 140005
	305 5.0L Eng. Firebird, Grand Prix, LeMans Can.	120128	130120	8122	8123	35361	• 140013 140003
	305 5.0L Eng. Firebird, Grand Prix, LeMans Exc. Can.	120128	130120	8122	8123	35363	• 140013 140003
	307 [Y] 5.0L Eng. Bonneville, Catalina.	120128	130120	8122	8123	35363	• 140015 140005
1980	265 4.3L Eng. Bonneville, Catalina, Firebird, Grand Prix, LeMans, Parisienne.	120128	130120	8122	8123	35361	• 140015 140005
	301 4.9L Eng. Firebird, Grand Prix, LeMans w/Turbo	120128	130120	8122	8123	•	• 140015 140005
	301 [W] 4.9L Eng. Bonneville, Catalina, Firebird, Grand Prix, LeMans, Parisienne Exc. Turbo	120128	130120	8122	8123	35361	• 140015 140005
	305 5.0L Eng. Firebird, Grand Prix, LeMans	120128	130120	8122	8123	35361	• 140013 140003
	350 [R] 5.7L Eng. Bonneville, Catalina, Parisienne	120128	130120	8122	8123	•	• 140015 140005
	350 [X] 5.7L Eng. Bonneville, Catalina, Parisienne	120128	130120	8122	8123	35361	• 140015 140005
1979	301 [W] 4.9L Eng. Firebird, Grand Prix, LeMans	120128	130120	8122	8123	•	• 140015 140005
	301 [Y] 4.9L Eng. Bonneville, Catalina, Firebird, Grand Prix, LeMans	120128	130120	8122	8123	35361	• 140015 140005
	305 5.0L Eng. Firebird, Grand Prix, LeMans, Phoenix, Sunbird	120128	130120	8122	8123	35361	• 140013 140003
	350 [L] 5.7L Eng. Phoenix	120128	130120	8122	8123	35361	• 140013 140003
	400 6.6L Eng. Firebird	120128	130120	8122	8123	35361	• 140015 140005
1979-78	350 [R][X] 5.7L Eng. Bonneville, Catalina	120128	130120	8122	8123	35361	• 140015 140005
	403 6.6L Eng. Bonneville, Catalina, Firebird	120128	130120	8122	8123	35361	• 140015 140005
1978	301 4.9L Eng. Bonneville, Catalina, Grand Am, Grand Prix, LeMans.	120128	130120	8122	8123	35361	• 140015 140005
	305 5.0L Eng. Firebird, Grand Am, Grand Prix, LeMans, Phoenix.	120128	130120	8122	8123	35361	• 140013 140003
	350 5.7L Eng. Firebird, Grand Am, LeMans, Phoenix	120128	130120	8122	8123	35361	• 140013 140003
	400 6.6L Eng. Bonneville, Catalina, Firebird	120128	130120	8122	8123	35361	• 140015 140005
1977	301 4.9L, 350 [P] 5.7L, 400 6.6L Eng. Bonneville, Catalina, Firebird, Grand Prix, LeMans	120128	130120	8122	8123	35361	• 140015 140005
	305 5.0L, 350 [L] 5.7L Eng. Catalina, Laurentian, LeMans, Parisienne, Phoenix, Safari, Ventura	120128	130120	8122	8123	35361	• 140013 140003

C suffix denotes Chrome for 8140C SuperStock Coil.

ELECTRONIC IGNITION TUNE UP PARTS



MAKE/ YEAR	MODEL, ENGINE & NOTES	CAP & ROTOR KIT			CONTROL MODULE	SUPER STOCK COIL	RACING COIL	SUPER COIL	
		CAP	ROTOR	PERF. TAN					HEAVY DUTY BLACK
PONTIAC (cont.) ELECTRONIC DISTRIBUTORS									
8 CYLINDER									
1977	350 [R] 5.7L Eng. Bonneville, Catalina, Firebird, Grand Prix, LeMans, Phoenix, Ventura	120128	130120	8122	8123	35361	•	140015	140005
	403 6.6L Eng. Bonneville, Catalina, Firebird, Grand Prix, LeMans Cal.	120128	130120	8122	8123	35361	•	140013	140003
	403 6.6L Eng. Bonneville, Catalina, Firebird, Grand Prix, LeMans Exc. Cal.	120128	130120	8122	8123	35361	•	140015	140005
1976	260 4.3L Eng. LeMans, Ventura	120128	130120	8122	8123	35361	•	140015	140005
	350 5.7L Eng. Firebird, Grand Prix	120128	130120	8122	8123	35361	•	140015	140005
	350 5.7L Eng. Laurentian w/2 Bbl. Carb.	120128	130120	8122	8123	35361	•	140013	140003
	350 5.7L Eng. Laurentian w/4 Bbl. Carb.	120128	130120	8122	8123	35361	•	140015	140005
	350 5.7L Eng. LeMans Can., w/2 Bbl. Carb., w/Chevrolet Engine	120128	130120	8122	8123	35361	•	140013	140003
	350 5.7L Eng. LeMans Can., w/4 Bbl. Carb., w/Chevrolet Engine	120128	130120	8122	8123	35361	•	140015	140005
	350 5.7L Eng. LeMans Can., w/Pontiac Engine	120128	130120	8122	8123	35361	•	140015	140005
	350 5.7L Eng. LeMans Exc. Can.	120128	130120	8122	8123	35361	•	140015	140005
	350 5.7L Eng. Ventura	120128	130120	8122	8123	35361	•	140015	140005
	400 6.6L Eng. Bonneville, Catalina, Firebird, Grand Prix, LeMans	120128	130120	8122	8123	35361	•	140015	140005
	400 6.6L Eng. Laurentian Can., w/2 Bbl. Carb., w/Chevrolet Engine	120128	130120	8122	8123	35361	•	140013	140003
	400 6.6L Eng. Laurentian Can., w/2 Bbl. Carb., w/Pontiac Engine	120128	130120	8122	8123	35361	•	140015	140005
	400 6.6L Eng. Laurentian Can., w/4 Bbl. Carb.	120128	130120	8122	8123	35361	•	140015	140005
	455 7.5L Eng. Bonneville, Catalina, Firebird, Grand Prix, Laurentian, LeMans	120128	130120	8122	8123	35361	•	140015	140005
1975	260 4.3L Eng. Ventura	120128	130120	8122	8123	35361	•	140015	140005
	350 5.7L Eng. Firebird	120128	130120	8122	8123	35361	•	140015	140005
	350 5.7L Eng. Laurentian, Parisienne Can., w/2 Bbl. Carb.	120128	130120	8122	8123	35361	•	140013	140003
	350 5.7L Eng. Laurentian, Parisienne Can., w/4 Bbl. Carb.	120128	130120	8122	8123	35361	•	140015	140005
	350 5.7L Eng. LeMans Can., w/2 Bbl. Carb., w/Chevrolet Engine	120128	130120	8122	8123	35361	•	140013	140003
	350 5.7L Eng. LeMans Can., w/Pontiac Engine	120128	130120	8122	8123	35361	•	140015	140005
	350 5.7L Eng. LeMans Exc. Can.	120128	130120	8122	8123	35361	•	140015	140005
	350 5.7L Eng. LeMans w/4 Bbl. Carb., w/Chevrolet Engine	120128	130120	8122	8123	35361	•	140015	140005
	350 5.7L Eng. Ventura	120128	130120	8122	8123	35361	•	140015	140005
	400 6.6L Eng. Bonneville, Catalina, Firebird, Grand Prix, Grand Ville, LeMans	120128	130120	8122	8123	35361	•	140015	140005
	400 6.6L Eng. Laurentian, Parisienne Can., w/2 Bbl. Carb.	120128	130120	8122	8123	35361	•	140015	140005
	400 6.6L Eng. Laurentian, Parisienne Can., w/4 Bbl. Carb., w/Chevrolet Engine	120128	130120	8122	8123	35361	•	140013	140003
	400 6.6L Eng. Laurentian, Parisienne Can., w/4 Bbl. Carb., w/Pontiac Engine	120128	130120	8122	8123	35361	•	140015	140005
	455 7.5L Eng. Bonneville, Catalina, Firebird, Grand Prix, Grand Ville, Laurentian, LeMans, Parisienne	120128	130120	8122	8123	35361	•	140015	140005
1974-73	All Eng. All Models w/High Energy Ign. (H.E.I.)	120128	130120	8122	8123	35361	•	140015	140005
RENAULT - PEUGEOT ELECTRONIC DISTRIBUTORS									
4-6 CYLINDER									
1986-77	All Eng. All Models w/GM 4-pin Type Module	•	•	•	•	35361	•	•	•
ROVER - RANGE ROVER - LAND ROVER ELECTRONIC DISTRIBUTORS									
8 CYLINDER									
1994-85	3528cc, 3947cc, 4200cc Eng. Range Rover	•	•	•	•	•	8140,8140C	•	140001
1981-80	3528cc Eng. 3500 Models	•	•	•	•	•	8140,8140C	•	140001
SAAB ELECTRONIC DISTRIBUTORS									
4 CYLINDER									
1993-91	2119cc Eng. 900	•	•	•	•	•	8140,8140C	•	140001
1993-90	1985cc Eng. 900 w/Turbo	•	•	•	•	•	8140,8140C	•	140001
1990	1985cc Eng. 900 wo/Turbo	•	•	•	•	•	8140,8140C	•	140001

C suffix denotes Chrome for 8140C SuperStock Coil.



ELECTRONIC IGNITION TUNE UP PARTS

MAKE/ YEAR	MODEL, ENGINE & NOTES	CAP	ROTOR	CAP & ROTOR KIT		CONTROL MODULE	SUPER STOCK COIL	RACING COIL	SUPER COIL
				PERF. TAN	HEAVY DUTY BLACK				
SAAB (cont.) ELECTRONIC DISTRIBUTORS									
4 CYLINDER									
1990-86	1985cc Eng. 9000	•	•	•	•	•	8140,8140C	•	14000I
1989-86	1985cc Eng. 9000 w/Turbo	•	•	•	•	•	8140,8140C	•	14000I
1989-85	1985cc Eng. 900 w/B201 Single Cam Engine	•	•	•	•	•	8140,8140C	•	14000I
	1985cc Eng. 900 w/B202 Twin Cam Engine	•	•	•	•	•	8140,8140C	•	14000I
1989-86	1985cc Eng. 900 w/B202 Twin Cam Engine, w/Turbo	•	•	•	•	•	8140,8140C	•	14000I
1984-82	1985cc Eng. 900	•	•	•	•	•	8140,8140C	•	14000I
SATURN DISTRIBUTORLESS IGNITIONS									
4 CYLINDER									
2002-96	1901cc Eng. All Models			.140017				.Two Coil Packs Required	
1995-91	1901cc Eng. All Models			.140017				.Two Coil Packs Required	
SUBARU ELECTRONIC DISTRIBUTORS									
4 CYLINDER									
1994-90	1781cc Eng. Loyale w/ & wo/Turbo	•	•	•	•	•	8140,8140C	•	14000I
1991-89	1781cc Eng. Coupe, Sedan, Wagon, XT	•	•	•	•	•	8140,8140C	•	14000I
1989-85	1595cc Eng. Sedan	•	•	•	•	•	8140,8140C	140207	14000I
	1781cc Eng. Brat, Hatchback	•	•	•	•	•	8140,8140C	140207	14000I
1988	1781cc Eng. Coupe, Sedan, Wagon, XT	•	•	•	•	•	8140,8140C	•	14000I
1988-87	1781cc Eng. XT From 11/86	•	•	•	•	•	8140,8140C	•	14000I
1987	1781cc Eng. XT To 11/86, Exc. Turbo	•	•	•	•	•	8140,8140C	140108	14000I
	1781cc Eng. XT To 11/86, w/Turbo	•	•	•	•	•	8140,8140C	•	14000I
	1781cc Eng. Coupe, Sedan, Wagon w/Carb.	•	•	•	•	•	8140,8140C	140108	14000I
1987-86	1781cc Eng. Coupe, Sedan, Wagon w/Sequential Port Injection (S.P.I.)	•	•	•	•	•	8140,8140C	•	14000I
1986-85	1781cc Eng. Coupe, Sedan, Wagon, XT w/Turbo	•	•	•	•	•	8140,8140C	•	14000I
	1781cc Eng. Coupe, Sedan, Wagon, XT wo/Turbo	•	•	•	•	•	8140,8140C	140108	14000I
1984	1781cc Eng. All Models w/Hitachi Dist., wo/Turbo	•	•	•	•	•	8140,8140C	140108	14000I
	1781cc Eng. All Models w/Nippondenso Dist., wo/Turbo	•	•	•	•	•	8140,8140C	140207	14000I
1984-82	1595cc Eng. All Models	•	•	•	•	•	8140,8140C	140207	14000I
1983-82	1781cc Eng. All Models Four Wheel Drive, wo/Turbo	•	•	•	•	•	8140,8140C	140108	14000I
	1781cc Eng. All Models Two Wheel Drive, wo/Turbo	•	•	•	•	•	8140,8140C	140207	14000I
1981-79	1595cc Eng. All Models	•	•	•	•	•	8140,8140C	140108	14000I
1981	1781cc Eng. All Models Two Wheel Drive	•	•	•	•	•	8140,8140C	140108	14000I
	1781cc Eng. Brat	•	•	•	•	•	8140,8140C	140108	14000I
	1781cc Eng. Sedan, Wagon Four Wheel Drive	•	•	•	•	•	8140,8140C	140205	14000I
1980	1781cc Eng. All Models	•	•	•	•	•	8140,8140C	140108	14000I
6 CYLINDER									
1991-88	2672cc Eng. XT	•	•	•	•	•	8140,8140C	•	14000I
SUZUKI ELECTRONIC DISTRIBUTORS									
4 CYLINDER									
1991-89	1298cc Eng. Sidekick, Swift	•	•	•	•	•	8140,8140C	140108	14000I
1990-89	1590cc Eng. Sidekick	•	•	•	•	•	8140,8140C	140108	14000I
1989-86	1324cc Eng. Samurai	•	•	•	•	•	8140,8140C	140305	14000I
TOYOTA ELECTRONIC DISTRIBUTORS									
4 CYLINDER									
1992-86	2366cc [22REC] Eng. 4 Runner, Pickup	•	•	•	•	•	8140,8140C	•	14000I
1989-88	1587cc [4AGZE] Eng. MR-2	•	•	•	•	•	8140,8140C	•	14000I
1989-85	1587cc [4AGELC] Eng. MR-2	•	•	•	•	•	8140,8140C	•	14000I
1988-87	1587cc [4AGELC] Eng. Corolla FX16, GTS	•	•	•	•	•	8140,8140C	•	14000I
1987-85	1587cc [4AGEC] Eng. Corolla Coupe	•	•	•	•	•	8140,8140C	•	14000I
1985-83	2366cc [22R][22REC] Eng. Celica	•	•	•	•	•	8140,8140C	•	14000I
1985-84	2366cc [22REC] Eng. 4 Runner, Celica, Pickup	•	•	•	•	•	8140,8140C	•	14000I
1984-83	1290cc [4KE] Eng. Starlet	•	•	•	•	•	8140,8140C	140108	14000I

C suffix denotes Chrome for 8140C SuperStock Coil.

ELECTRONIC IGNITION TUNE UP PARTS



MAKE/ YEAR	MODEL, ENGINE & NOTES	CAP & ROTOR KIT		CONTROL MODULE	SUPER STOCK COIL	RACING COIL	SUPER COIL
		CAP	ROTOR				
TOYOTA (cont.) ELECTRONIC DISTRIBUTORS							
4 CYLINDER							
1982	2366cc [22R] Eng. Celica, Corona	•	•	•	•	•	140001
1982-81	1290cc [4K] Eng. Starlet	•	•	•	•	•	140001
	1452cc [3AC] Eng. Tercel Exc. Can.	•	•	•	•	•	140001
1982-80	1770cc [3TC] Eng. Corolla	•	•	•	•	•	140001
1981	2366cc [22R] Eng. Celica, Corona Exc. Can.	•	•	•	•	•	140001
1980	2189cc [20R] Eng. Celica, Corona	•	•	•	•	•	140001
	2189cc [20R] Eng. Pickup Cal., Can.	•	•	•	•	•	140001
	2189cc [20R] Eng. Pickup Exc. Cal., Exc. Can.	•	•	•	•	•	140001
1979-78	1166cc Eng. Corolla Exc. Can.	•	•	•	•	•	140001
	2189cc Eng. Celica, Corona	•	•	•	•	•	140001
	2189cc Eng. Pickup	•	•	•	•	•	140001
	1588cc Eng. Corolla	•	•	•	•	•	140001
1977	1588cc Eng. Corolla w/Electronic Ign.	•	•	•	•	•	140001
	2189cc Eng. Celica Cal.	•	•	•	•	•	140001
	2189cc Eng. Celica Exc. Cal.	•	•	•	•	•	140001
6 CYLINDER							
1990	3956cc [3FE] Eng. Landcruiser To 1/90	•	•	•	•	•	140001
1989	2958cc [3VZE] Eng. 4 Runner To 3/89	•	•	•	•	•	140001
1989-88	3956cc [3FE] Eng. Landcruiser	•	•	•	•	•	140001
1988	2958cc [3VZE] Eng. 4 Runner, Pickup	•	•	•	•	•	140001
1987-82	4230cc [2F] Eng. Landcruiser	•	•	•	•	•	140001
1982	2759cc [5MGE] Eng. Supra	•	•	•	•	•	140001
1982-81	2759cc [5ME] Eng. Cressida	•	•	•	•	•	140001
1981	2759cc [5ME] Eng. Supra	•	•	•	•	•	140001
	4230cc [2F] Eng. Landcruiser Can.	•	•	•	•	•	140001
	4230cc [2F] Eng. Landcruiser Exc. Can.	•	•	•	•	•	140001
1980	2563cc [4ME] Eng. Cressida	•	•	•	•	•	140001
1980-79	2563cc [4ME] Eng. Supra	•	•	•	•	•	140001
1980-78	4230cc [2F] Eng. Landcruiser	•	•	•	•	•	140001
1979-78	2563cc Eng. Cressida	•	•	•	•	•	140001
VOLVO ELECTRONIC DISTRIBUTORS							
4 CYLINDER							
1993-89	2316cc Eng. 240 Series	•	•	•	•	•	140001
1988-82	2316cc Eng. 240 Series, DL, GL	•	•	•	•	•	140001

C suffix denotes Chrome for 8140C SuperStock Coil.



POINTS IGNITION TUNE UP PARTS

MAKE/ YEAR	MODEL, ENGINE & NOTES	CONTACT ASSEMBLY	CONDENSOR	CONTACT & CONDENSOR KIT	CAP	ROTOR	CAP & ROTOR KIT		SUPER STOCK COIL	RACING COIL	SUPER COIL
							PERF. TAN	HEAVY DUTY BLACK			
AMERICAN MOTORS											
4 CYLINDER											
1979-77	All Eng. All Models	•	•	•	•	•	•	•	8140,8140C	140305	140001
6 CYLINDER											
1974-68	All Eng. All Models	•	•	8102	•	•	8121	•	8140,8140C	140108	140001
1967-63	All Eng. All Models U.S.	•	•	8102	•	•	8121	•	•	•	140001
1962-60	All Eng. All Models For Delco Dist.	•	100107	•	•	•	•	•	8140,8140C	140108	140001
1959-56	All Eng. American, Rambler	•	100107	•	•	•	•	•	8140,8140C	140108	140001
1955-50	All Eng. All Models	•	100107	•	•	•	•	•	•	•	•
8 CYLINDER											
1974-67	All Eng. All Models	110127,110128	100107	•	120124	130117	8120	8124	8140,8140C	140108	140001
1966-65	All Eng. All Models	110127,110128	100108	8101,8104	120124	130117	8120	8124	8140,8140C	140108	140001
1966-63	All Eng. All Models Can., w/IBP Dist.	•	•	•	120323	130316	8330	•	•	•	140001
1964-63	All Eng. All Models U.S.	110127,110128	100108	8101,8104	120124	130117	8120	8124	8140,8140C	140108	140001
1962-60	All Eng. All Models For Prestolite Dist.	•	•	•	120323	130316	8330	•	•	•	140001
1959-56	All Eng. Ambassador, Rambler, Rebel	110127,110128	100108	8101,8104	120124	130117	8120	8124	8140,8140C	140108	140001
BUICK											
6 CYLINDER											
1974-68	All Eng. All Models	•	•	8102	•	•	8121	•	8140,8140C	140108	140001
1967	All Eng. All Models	110127,110128	100108	8101,8104	•	•	•	•	8140,8140C	140108	140001
1966-62	All Eng. All Models	110127,110128	100107	•	•	•	•	•	8140,8140C	140108	140001
8 CYLINDER											
1974	All Eng. All Models Exc. High Energy Ignition	110130	•	8106	120124	130117	8120	8124	8140,8140C	140108	140001
1973-67	All Eng. All Models w/Single Points	110127,110128	100108	8101,8104	120124	130117	8120	8124	8140,8140C	140108	140001
1973-57	All Eng. All Models w/Dual Points	•	•	8107	120130	130117	8134	8135	8140,8140C	140108	140001
1966-61	300, 340 Eng. All Models	110127,110128	100107	•	120124	130117	8120	8124	8140,8140C	140108	140001
1966-61	400, 425 Eng. All Models	110127,110128	100108	8101,8104	120124	130117	8120	8124	8140,8140C	140108	140001
1960-57	All Eng. All Models	110127,110128	100108	8101,8104	120124	130117	8120	8124	8140,8140C	140108	140001
1956-54	All Eng. All Models	•	100108	•	120123	•	•	•	8140,8140C	140108	140001
1953	All Eng. 45, 47, 50, 70	•	100107	•	120123	•	•	•	8140,8140C	140108	140001
1953-51	All Eng. 40, 43	•	100108	•	•	•	•	•	•	•	•
1950-31	All Eng. All Models	•	100107	•	•	•	•	•	•	•	•
CADILLAC											
8 CYLINDER											
1974-73	All Eng. All Models Exc. High Energy Ignition	110130	•	8106	120124	130117	8120	8124	8140,8140C	140108	140001
1972-56	All Eng. All Models w/Dual Points	•	•	8107	120130	130117	8134	8135	8140,8140C	140108	140001
1972-56	All Eng. All Models w/Single Points	110127,110128	100108	8101,8104	120124	130117	8120	8124	8140,8140C	140108	140001
1955-53	All Eng. All Models	•	100107	•	120123	•	•	•	8140,8140C	140108	140001
1952-51	All Eng. All Models	•	100107	•	•	•	•	•	•	•	•
1950-32	All Eng. All Models	•	100107	•	•	•	•	•	•	•	•
CHECKER MOTORS											
6 CYLINDER											
1974-66	All Eng. All Models	•	•	8102	•	•	8121	•	8140,8140C	140108	140001
1965-60	All Eng. All Models w/O.H.V.	•	•	•	•	•	•	•	8140,8140C	140305	140001
1965-60	All Eng. All Models w/L Head	•	100318	•	•	•	•	•	8140,8140C	140305	140001
1959-31	All Eng. All Models	•	100318	•	•	•	•	•	•	•	•
8 CYLINDER											
1974-66	All Eng. All Models	110127,110128	100108	8101,8104	120124	130117	8120	8124	8140,8140C	140108	140001
1974-66	All Eng. All Models w/Dual Points	•	•	8107	120130	130117	8134	8135	8140,8140C	140108	140001
1939-35	All Eng. Y.	•	100318	•	•	•	•	•	•	•	•
CHEVROLET											
4 CYLINDER											
1974-62	All Eng. All Models	•	•	8102	•	•	•	•	8140,8140C	140108	140001
6 CYLINDER											
1974-62	All Eng. All Models	•	•	8102	•	•	8121	•	8140,8140C	140108	140001
1962-60	All Eng. Bel Air, Biscayne	•	100107	•	•	•	•	•	8140,8140C	140108	140001

POINTS IGNITION TUNE UP PARTS



MAKE/ YEAR	MODEL, ENGINE & NOTES	CONTACT ASSEMBLY	CONDENSOR	CONTACT & CONDENSOR KIT	CAP	ROTOR	CAP & ROTOR KIT		SUPER STOCK COIL	RACING COIL	SUPER COIL
							PERF. TAN	HEAVY DUTY BLACK			
CHEVROLET (cont.)											
6 CYLINDER											
1961-60	All Eng. Corvair	•	•	N/R	•	•	•	•	8140,8140C	140108	140001
1959-55	All Eng. All Models	•	100107	•	•	•	•	•	8140,8140C	140108	140001
1954-34	All Eng. All Models	•	100107	•	•	•	•	•	•	•	•
8 CYLINDER											
1974-73	All Eng. All Models w/Unitized Ign.	110130	•	8106	120124	130117	8120	8124	8140,8140C	140108	140001
	All Eng. All Models w/Dual Points	•	•	8107	120130	130117	8134	8135	8140,8140C	140108	140001
1974-65	All Eng. All Models Exc. High Performance	110127,110128	100108	8101,8104	120124	130117	8120	8124	8140,8140C	140108	140001
1974-65	All Eng. All Models High Performance	110128	100108	8104	120124	130117	8120	8124	8140,8140C	140108	140001
1974-71	All Eng. Corvette	110128	100108	8104	120124	130117	8120	8124	8140,8140C	140108	140001
1970-66	All Eng. Corvette High Performance	110128	100108	8104	120124	130117	8120	8124	8140,8140C	140108	140001
1970-66	All Eng. Corvette Exc. Hi-Perf.	110127,110128	100108	8101,8104	120124	130117	8120	8124	8140,8140C	140108	140001
1965-64	All Eng. Corvette Exc. Fuel Injection	110127,110128	100108	8101,8104	120124	130117	8120	8124	8140,8140C	140108	140001
1965-64	All Eng. Corvette w/Fuel Injection	110128	100108	8104	•	130117	•	•	8140,8140C	140108	140001
1964-57	All Eng. All Models Exc. Corvette	110127,110128	100108	8101,8104	120124	130117	8120	8124	8140,8140C	140108	140001
1963-58	All Eng. Corvette	110127,110128	100108	8101,8104	120124	130117	8120	8124	8140,8140C	140108	140001
1957-56	All Eng. Corvette w/Dual Points	•	100107	•	120123	130116	•	•	8140,8140C	140108	140001
1956-55	All Eng. All Models	•	100107	•	120123	130116	•	•	8140,8140C	140108	140001
CHEVROLET TRUCK											
4 CYLINDER											
1980-72	All Eng. Luv	•	•	•	•	•	•	•	8140,8140C	140205	140001
1968-63	All Eng. All Models	•	•	8102	•	•	•	•	8140,8140C	140108	140001
6 CYLINDER											
1974-63	All Eng. All Models	•	•	8102	•	•	8121	•	8140,8140C	140108	140001
1962-55	All Eng. All Models	•	100107	•	•	•	•	•	8140,8140C	140108	140001
1954-29	All Eng. All Models	•	100107	•	•	•	•	•	•	•	•
8 CYLINDER											
1974	All Eng. All Models w/Unitized Ign.	110130	•	8106	120124	130117	8120	8124	8140,8140C	140108	140001
1974-57	All Eng. All Models w/Dual Points	•	•	8107	120130	130117	8134	8135	8140,8140C	140108	140001
1974-64	All Eng. All Models Exc. High Performance	110127,110128	100108	8101,8104	120124	130117	8120	8124	8140,8140C	140108	140001
1974-65	All Eng. All Models High Performance	110128	100108	8104	120124	130117	8120	8124	8140,8140C	140108	140001
1963-57	283 Eng. All Models	110127,110128	100108	8101,8104	120124	130117	8120	8124	8140,8140C	140108	140001
1963-57	327, 348, 409 Eng. All Models	110127,110128	100107	•	120124	130117	8120	8124	8140,8140C	140108	140001
1956-55	All Eng. All Models	•	100107	•	120123	130116	•	•	8140,8140C	140108	140001
CHRYSLER											
8 CYLINDER											
1972-59	All Eng. All Models w/Dual Contacts	110323	•	•	120323	130316	8330	•	8140,8140C	140305	140001
1972-61	All Eng. All Models w/Single Contacts	110363	•	8301,8302	120326	130319	8320	8321	8140,8140C	140305	140001
1963-61	All Eng. All Models Can., w/IBP Dist.	•	•	•	120323	130316	8330	•	8140,8140C	140305	140001
1960	All Eng. All Models w/Dual Contacts	110323	•	•	120323	130316	8330	•	8140,8140C	140305	140001
1960	All Eng. All Models w/Single Contacts	•	•	•	120323	130316	8330	•	8140,8140C	140305	140001
1959-56	All Eng. All Models w/Single Contacts	•	•	•	•	130316	•	•	8140,8140C	140305	140001
1959	All Eng. All Models w/Dual Contacts	110323	•	•	•	130316	•	•	8140,8140C	140305	140001
1958-57	All Eng. All Models w/Dual Contacts	•	•	•	•	130316	•	•	8140,8140C	140305	140001
1956	All Eng. All Models w/Dual Contacts	110323	•	•	•	130316	•	•	8140,8140C	140305	140001
1955	All Eng. All Models w/12 Volt	•	•	•	•	•	•	•	8140,8140C	140305	140001
DESOTO											
6 CYLINDER											
1934-30	All Eng. All Models	•	100107	•	•	•	•	•	•	•	•
8 CYLINDER											
1961-58	All Eng. All Models w/Dual Contacts	110323	•	•	•	130316	•	•	8140,8140C	140305	140001
1961-58	All Eng. All Models w/IBP Dist.	•	•	•	120323	130316	8330	•	8140,8140C	140305	140001
1958-56	All Eng. All Models	•	•	•	•	130316	•	•	8140,8140C	140305	140001



POINTS IGNITION TUNE UP PARTS

MAKE/ YEAR	MODEL, ENGINE & NOTES	CONTACT ASSEMBLY	CONDENSOR	CONTACT & CONDENSOR KIT	CAP	ROTOR	CAP & ROTOR KIT		SUPER STOCK COIL	RACING COIL	SUPER COIL
							PERF. TAN	HEAVY DUTY BLACK			
DODGE											
4 CYLINDER											
1983-80	1400cc [J], 1595cc [K] Eng. All Models Can.	•	•	•	•	•	•	•	8140,8140C	140108	140001
1979-71	1595cc [K][Z] Eng. 1997cc [U], 2555cc Eng. All Models	•	•	•	•	•	•	•	8140,8140C	140108	140001
6 CYLINDER											
1972-62	All Eng. All Models except Canada	110363	•	8301,8302	•	130319	8326	•	8140,8140C	140305	140001
1966-60	All Eng. All Models Can. w/Dist. IBR-4201 & IBP-4005FS	•	•	•	•	•	•	•	8140,8140C	140305	140001
1966-60	All Eng. All Models Can. w/Dist. IBR-4203	•	•	•	•	130319	8326	•	8140,8140C	140305	140001
1961-60	All Eng. All Models	110363	•	8301,8302	•	130319	8326	•	8140,8140C	140305	140001
1956-35	All Eng. All Models	•	•	•	•	•	•	•	•	•	•
1934-30	All Eng. All Models	•	100107	•	•	•	•	•	•	•	•
8 CYLINDER											
1972-62	All Eng. All Models w/Single Contacts	110363	•	8301,8302	120326	130319	8320	8321	8140,8140C	140305	140001
1972-62	All Eng. All Models w/Dual Contacts	110323	•	•	120323	130316	8330	•	8140,8140C	140305	140001
1966-64	All Eng. All Models Can., w/IBP Dist.	•	•	•	120323	130316	8330	•	8140,8140C	140305	140001
1961-60	All Eng. All Models Exc. Dart w/Dual Contacts	110323	•	•	120323	130316	8330	•	8140,8140C	140305	140001
1961-60	All Eng. All Models Exc. Dart w/Single Contacts	•	•	•	120323	130316	8330	•	8140,8140C	140305	140001
1961-60	All Eng. Dart w/Dist. 1838505	110363	•	8301,8302	120326	130319	8320	8321	8140,8140C	140305	140001
1961-60	All Eng. Dart w/Dist. IBP-4003L	•	•	•	120326	130319	8320	8321	8140,8140C	140305	140001
1959-58	All Eng. All Models w/Dual Contacts	110323	•	•	•	130316	8330	•	8140,8140C	140305	140001
1959-56	All Eng. All Models	•	•	•	•	130316	•	•	8140,8140C	140305	140001
DODGE TRUCK											
6 CYLINDER											
1973-61	170, 225 Eng. All Models Exc. Can.	110363	•	8301,8302	•	130319	8326	•	8140,8140C	140305	140001
1967-61	251 Eng. All Models Exc. Can.	•	•	•	•	•	•	•	8140,8140C	140305	140001
1966-64	All Eng. All Models Can. w/IBR Dist.	•	•	•	•	130319	8326	•	8140,8140C	140305	140001
1963-62	All Eng. All Models Can. w/Dist. IBR-4201	•	•	•	•	•	•	•	8140,8140C	140305	140001
1963-62	All Eng. All Models Can. w/Dist. IBR-4203	•	•	•	•	130319	8326	•	8140,8140C	140305	140001
1961	All Eng. All Models Can.	•	•	•	•	•	•	•	8140,8140C	140305	140001
1960-58	All Eng. All Models	•	•	•	•	•	•	•	8140,8140C	140305	140001
1934-30	All Eng. All Models	•	100107	•	•	•	•	•	•	•	•
8 CYLINDER											
1973-67	All Eng. All Models	110363	•	8301,8302	120326	130319	8320	8321	8140,8140C	140305	140001
1966-62	All Eng. All Models Can. w/IBP Dist.	•	•	•	120323	130316	8330	•	8140,8140C	140305	140001
1966-62	All Eng. All Models Exc. Can.	110363	•	8301,8302	120326	130319	8320	8321	8140,8140C	140305	140001
1961-60	All Eng. All Models Exc. Holley Dist.	•	•	•	120323	130316	8330	•	8140,8140C	140305	140001
1961-57	All Eng. All Models w/Holley Dist.	110218	•	•	120214	130215	8220	8222	8140,8140C	140305	140001
1959-57	All Eng. All Models w/IBP Dist.	•	•	•	•	130316	•	•	8140,8140C	140305	140001
1959-56	All Eng. All Models w/IBM Dist.	110323	•	•	•	130316	•	•	8140,8140C	140305	140001
1956	All Eng. All Models w/IAZ Dist.	•	•	•	•	•	•	•	8140,8140C	140305	140001
1956	All Eng. All Models w/IBB Dist.	110323	•	•	•	•	•	•	8140,8140C	140305	140001
1956	All Eng. All Models w/IBG Dist.	•	•	•	•	130316	•	•	8140,8140C	140305	140001
1955	All Eng. All Models w/IBG Dist.	•	•	•	•	130316	•	•	•	•	•
1955-53	All Eng. All Models w/IBB Dist.	110323	•	•	•	•	•	•	•	•	•
EDSEL											
6 CYLINDER											
1960-59	All Eng. All Models	110218	•	•	•	•	•	•	8140,8140C	140205	140001
8 CYLINDER											
1960-58	All Eng. All Models w/Pivot Type Breaker Plate	110228	100212	8201, 8203	120214	130215	8220	8222	8140,8140C	140205	140001
1959-58	All Eng. All Models Exc. Pivot Type Breaker Plate	110228	•	N/R	120214	130215	8220	8222	8140,8140C	140205	140001
FORD											
4 CYLINDER											
1974-71	122, 140 Eng. Mustang, Pinto	•	•	•	•	•	•	•	8140,8140C	140205	140001
1973-71	98 Eng. All Models	110228	•	•	•	•	•	•	8140,8140C	140205	140001

POINTS IGNITION TUNE UP PARTS



MAKE/ YEAR	MODEL, ENGINE & NOTES	CONTACT ASSEMBLY	CONDENSOR	CONTACT & CONDENSOR KIT	CAP	ROTOR	CAP & ROTOR KIT		SUPER STOCK COIL	RACING COIL	SUPER COIL
							PERF. TAN	HEAVY DUTY BLACK			
FORD											
6 CYLINDER											
1974	171 Eng. Mustang w/Dist. 74TF12100LA, MA	•	•	•	•	•	•	•	8140,8140C	140205	140001
1974-68	171, 200, 240, 250 Eng. All Models w/Smog Control	110218	100212	•	•	•	•	•	8140,8140C	140205	140001
1967-66	All Eng. All Models w/Ford Dist., Exc. Smog Control	110218	•	•	•	•	•	•	8140,8140C	140205	140001
1967-63	All Eng. All Models w/Holley Dist.	110218	•	•	•	•	•	•	8140,8140C	140205	140001
1965-56	All Eng. All Models w/Ford Dist.	110218	•	•	•	•	•	•	8140,8140C	140205	140001
1955-49	All Eng. All Models	110218	•	•	•	•	•	•	•	•	•
8 CYLINDER											
1974	All Eng. All Models w/Std. Ign.	110228	100212	8201, 8203	120214	130215	8220	8222	8140,8140C	140205	140001
1973-69	All Eng. All Models w/Dual Contacts, Exc. High Performance	•	•	•	120214	130215	8220	8222	8140,8140C	140205	140001
1973-70	All Eng. All Models w/Single Contacts	110228	100212	8201, 8203	120214	130215	8220	8222	8140,8140C	140205	140001
1971-69	390, 427, 428 Eng. All Models w/Dual Contacts	•	100212	•	120214	130215	8220	8222	8140,8140C	140205	140001
1970	302 Eng. All Models Boss, High Performance, w/Dual Contacts	110223	100212	•	120214	130215	8220	8222	8140,8140C	140205	140001
1970	428 Eng. All Models Cobra Jet, High Performance, w/Dual Contacts	110223	100212	•	120214	130215	8220	8222	8140,8140C	140205	140001
1970	429 Eng. All Models High Performance, w/Dual Contacts	110223	100212	•	120214	130215	8220	8222	8140,8140C	140205	140001
1969	302 Eng. Mustang Boss, 4 Bbl., M.T.	110223	100212	•	120214	130215	8220	8222	8140,8140C	140205	140001
1969	429 Eng. All Models Boss, w/Dual Contacts	110223	100212	•	120214	130215	8220	8222	8140,8140C	140205	140001
1969	All Eng. All Models w/Single Contacts	110228	100212	8201, 8203	120214	130215	8220	8222	8140,8140C	140205	140001
1968	289 Eng. Mustang w/Dual Contacts	•	•	•	120214	130215	8220	8222	8140,8140C	140205	140001
1968-67	390, 427, 428 Eng. Mustang w/Dual Contacts	•	100212	•	120214	130215	8220	8222	8140,8140C	140205	140001
1968-64	All Eng. All Models Exc. Mustang w/Dual Contacts	•	100212	•	120214	130215	8220	8222	8140,8140C	140205	140001
1968-64	All Eng. All Models w/Single Contacts	110228	100212	8201, 8203	120214	130215	8220	8222	8140,8140C	140205	140001
1967	289 Eng. Mustang w/Dual Contacts, w/Dist. C50F-E	•	100212	•	120214	130215	8220	8222	8140,8140C	140205	140001
1967	289 Eng. Mustang w/Dual Contacts, w/Dist. C70F-K, C72F-J	•	•	•	120214	130215	8220	8222	8140,8140C	140205	140001
1966	289 Eng. Mustang w/Dual Contacts	•	100212	•	120214	130215	8220	8222	8140,8140C	140205	140001
1965	289 Eng. Mustang w/Dual Contacts, w/Dist. C30F-D, F; C50F-E	•	100212	•	120214	130215	8220	8222	8140,8140C	140205	140001
1965	289 Eng. Mustang w/Dual Contacts, w/Dist. C42F-D	•	•	•	120214	130215	8220	8222	8140,8140C	140205	140001
1963-60	All Eng. All Models w/Dual Contacts	•	•	•	120214	130215	8220	8222	8140,8140C	140205	140001
1963-60	All Eng. All Models w/Single Contacts	110228	100212	8201, 8203	120214	130215	8220	8222	8140,8140C	140205	140001
1959-57	All Eng. All Models Exc. Pivot Type Breaker Plate	110228	•	•	120214	130215	8220	8222	8140,8140C	140205	140001
1959-57	All Eng. All Models w/Pivot Type Breaker Plate	110228	100212	8201, 8203	120214	130215	8220	8222	8140,8140C	140205	140001
1956	All Eng. All Models Can.	110218	•	•	•	•	•	•	8140,8140C	140205	140001
1956	All Eng. All Models Exc. Can.	•	•	•	•	•	•	•	8140,8140C	140205	140001
1955-49	All Eng. All Models	110218	•	•	•	•	•	•	•	•	•
FORD TRUCK											
4 CYLINDER											
1978-72	110 Eng. Courier	•	•	•	•	•	•	•	8140,8140C	140305	140001
6 CYLINDER											
1975-65	All Eng. All Models w/Smog Control	110218	100212	•	•	•	•	•	8140,8140C	140205	140001
1967-65	All Eng. All Models Exc. Smog Control	110218	•	•	•	•	•	•	8140,8140C	140205	140001
1967-63	All Eng. All Models w/Holley Dist.	110218	•	•	•	•	•	•	8140,8140C	140205	140001
1964-56	All Eng. All Models	110218	•	•	•	•	•	•	8140,8140C	140205	140001
1955-49	All Eng. All Models	110218	•	•	•	•	•	•	•	•	•
8 CYLINDER											
1974-60	All Eng. All Models	110228	100212	8201, 8203	120214	130215	8220	8222	8140,8140C	140205	140001
1959-57	All Eng. All Models Exc. Pivot Type Breaker Plate	110228	•	N/R	120214	130215	8220	8222	8140,8140C	140205	140001
1959-57	All Eng. All Models w/Pivot Type Breaker Plate	110228	100212	8201, 8203	120214	130215	8220	8222	8140,8140C	140205	140001
1956	All Eng. All Models	110223	•	•	•	•	•	•	8140,8140C	140205	140001
1955-49	All Eng. All Models Exc. 239 Eng.	110223	•	•	•	•	•	•	•	•	•
1953-49	239 Eng. All Models	110218	•	•	•	•	•	•	•	•	•



POINTS IGNITION TUNE UP PARTS

MAKE/ YEAR	MODEL, ENGINE & NOTES	CONTACT ASSEMBLY	CONDENSOR	CONTACT & CONDENSOR KIT	CAP	ROTOR	CAP & ROTOR KIT		SUPER STOCK COIL	RACING COIL	SUPER COIL
							PERF. TAN	HEAVY DUTY BLACK			
GMC TRUCK											
4 CYLINDER											
1966-64	All Eng. All Models.	•	•	8102	•	•	•	•	8140,8140C	140108	140001
6 CYLINDER											
1974-64	All Eng. All Models Exc. Can.	•	•	8102	•	•	8121	•	8140,8140C	140108	140001
1965-64	All Eng. All Models Can.	110127,110128	•	•	•	130117	•	•	8140,8140C	140108	140001
1965-60	305 [A][B][C][D][E] Eng. All Models	110127,110128	100108	8101,8104	•	130117	•	•	8140,8140C	140108	140001
1961-60	351, 401, 478 Eng. All Models	110127,110128	100107	•	•	130117	•	•	8140,8140C	140108	140001
1962-56	270, 305 Eng. All Models	•	100108	•	•	•	•	•	8140,8140C	140108	140001
1961-58	All Eng. All Models Can.	•	100107	•	•	•	•	•	8140,8140C	140108	140001
1955-34	All Eng. All Models	•	100107	•	•	•	•	•	•	•	•
8 CYLINDER											
1974	All Eng. All Models w/Unitized Ign.	110130	•	8106	120124	130117	8120	8124	8140,8140C	140108	140001
1974-73	350, 400, 402 Eng. All Models	110127,110128	100108	8101,8104	120124	130117	8120	8124	8140,8140C	140108	140001
1974-73	454 Eng. All Models	110128	100108	8104	120124	130117	8120	8124	8140,8140C	140108	140001
1974-57	All Eng. All Models w/Dual Points	•	•	8107	120130	130117	8134	8135	8140,8140C	140108	140001
1972-66	All Eng. All Models	110127,110128	100108	8101,8104	120124	130117	8120	8124	8140,8140C	140108	140001
1967-65	283, 327, 396 Eng. Sprint Exc. 425 H.P.	110127,110128	100108	8101,8104	120124	130117	8120	8124	8140,8140C	140108	140001
1967-65	396 Eng. Sprint w/425 H.P.	110128	100108	8104	120124	130117	8120	8124	8140,8140C	140108	140001
1967-65	409, 427 Eng. Sprint Exc. 385 H.P.	110128	100108	8104	120124	130117	8120	8124	8140,8140C	140108	140001
1967-65	409, 427 Eng. Sprint w/385 H.P.	110127,110128	100108	8101,8104	120124	130117	8120	8124	8140,8140C	140108	140001
1965-64	All Eng. All Models Exc. Can.	110127,110128	100108	8101,8104	120124	130117	8120	8124	8140,8140C	140108	140001
1965-64	283 Eng. All Models Can., Exc. Dist. 1111015	110127,110128	•	•	120124	130117	8120	8124	8140,8140C	140108	140001
1965-64	283 Eng. All Models Can., w/Dist. 1111015	110127,110128	100108	8101,8104	120124	130117	8120	8124	8140,8140C	140108	140001
1965-64	327, 347, 409 Eng. All Models Can.	110127,110128	•	•	120124	130117	8120	8124	8140,8140C	140108	140001
1963-62	All Eng. All Models	110127,110128	•	•	120124	130117	8120	8124	8140,8140C	140108	140001
1961-57	All Eng. All Models Can., w/Dist. 1110874, 1110950	110127,110128	100108	8101,8104	120124	130117	8120	8124	8140,8140C	140108	140001
1961-57	All Eng. All Models Can., w/Dist. 1112725, 1112728	110127,110128	100107	•	120124	130117	8120	8124	8140,8140C	140108	140001
1956-55	All Eng. All Models	•	100107	N/R	120123	130116	•	•	8140,8140C	140108	140001
HONDA											
4 CYLINDER											
1979-74	All Eng. All Models	•	•	•	•	•	•	•	8140,8140C	140108	140001
IHC TRUCK											
4 CYLINDER											
1972-67	196 Eng. All Models w/Holley D-2274AA; D-2441-1AA; D-3504AA; D-3852AA	110218	•	•	•	•	•	•	8140,8140C	140108	140001
1972-67	196 Eng. All Models w/Prestolite IDN-4101	•	•	•	•	•	•	•	8140,8140C	140108	140001
1969-65	All Eng. All Models w/Delco Dist.	110127,110128	100107	•	•	130117	•	•	8140,8140C	140108	140001
1969-68	152 Eng. All Models 2nd Design	•	•	•	•	•	•	•	8140,8140C	140108	140001
1968	152 Eng. All Models 1st Design	110218	•	•	•	•	•	•	8140,8140C	140108	140001
1966-59	All Eng. All Models w/Lucas Dist.	•	•	•	•	•	•	•	8140,8140C	140108	140001
1965-64	All Eng. All Models w/Holley Dist.	110218	•	•	•	•	•	•	8140,8140C	140108	140001
1964-59	152 Eng. All Models w/Delco Dist.	110127,110128	100108	8101,8104	•	130117	•	•	8140,8140C	140108	140001
1941-32	All Eng. All Models	•	100107	•	•	•	•	•	•	•	•
6 CYLINDER											
1974-70	232, 258 Eng. All Models	•	•	8102	•	•	8121	•	8140,8140C	140108	140001
1969-67	232, 258 Eng. All Models w/Dist. 1110479, 1110497	•	•	8102	•	•	8121	•	8140,8140C	140108	140001
1966-57	All Eng. All Models	•	100107	•	•	•	N/R	•	8140,8140C	140108	140001
1956-46	All Eng. All Models w/Delco Dist.	•	100107	•	•	•	N/R	•	•	•	•
1946	All Eng. All Models Exc. Delco Dist.	•	100318	N/R	•	•	N/R	•	•	•	•
1941-32	All Eng.	•	100107	•	•	•	N/R	•	•	•	•
8 CYLINDER											
1980-78	345, 392 Eng. All Models w/Prestolite Dist.	•	•	•	•	•	•	•	8140,8140C	140108	140001
1978-74	345, 392 Eng. All Models w/Holley Dist.	•	•	•	•	•	•	•	8140,8140C	140108	140001

POINTS IGNITION TUNE UP PARTS



MAKE/ YEAR	MODEL, ENGINE & NOTES	CONTACT ASSEMBLY	CONDENSOR	CONTACT & CONDENSOR KIT	CAP	ROTOR	CAP & ROTOR KIT		SUPER STOCK COIL	RACING COIL	SUPER COIL
							PERF. TAN	HEAVY DUTY BLACK			
IHC TRUCK (cont.)											
8 CYLINDER											
1977-74	392 Eng. All Models w/Prestolite Dist.	•	•	N/R	•	•	•	•	8140,8140C	140108	140001
1974	400 Eng. All Models w/Delco Dist.	110127,110128	•	N/R	120124	130117	8120	8124	8140,8140C	140108	140001
1973-67	266, 304, 345, 392 Eng. All Models w/Holley D-2263A; D2322-1A; D2399-2A; D2757-1A; D-3505A; D-3854A; D-3874A; D-3891AA	110218	•	N/R	•	•	N/R	•	8140,8140C	140108	140001
1972-67	392 Eng. All Models w/Holley Dist.	110223	•	•	•	•	•	•	8140,8140C	140108	140001
1970-67	266, 304, 345 Eng. All Models w/Delco 1111329	•	•	•	•	130117	•	•	8140,8140C	140108	140001
1970-67	266, 304, 345, 392 Eng. All Models w/Delco 1111197; 1111312; 1111316; 1111317; 1111318; 1111320; 1111321; 1111322; 1111323; 1111324; 1111325; 1112794	•	•	•	120124	130117	8120	8124	8140,8140C	140108	140001
1967-64	266, 304, 345 Eng. All Models w/Holley Dist. D-2263AAS; D-2322AA, D-2399GT, D-2913AAS, D-2960AA	110218	•	•	•	•	•	•	8140,8140C	140108	140001
1967-64	266, 304, 345 Eng. All Models w/Resistor Cap, w/Holley Dist. D-2789AA, D-2895AA, D-2897AA, D-2899AA, D-2961AA	110218	•	•	•	•	•	•	8140,8140C	140108	140001
1967-64	266, 304, 345, 392 Eng. All Models w/Holley Dist. D-2370AA; D-2656AA, D-2658AA	110223	•	•	•	•	•	•	8140,8140C	140108	140001
1966-64	266, 304, 345 Eng. All Models w/Delco Dist., Exc. 1110966, 1111005, 1112752, 1112753, 1112780, 1112781	110127,110128	100108	8101,8104	120124	130117	8120	8124	8140,8140C	140108	140001
1966-64	266, 304, 345 Eng. All Models w/Dist. 1110966, 1111005, 1112780, 1112781	110127,110128	100108	8101,8104	•	130117	•	•	8140,8140C	140108	140001
1966-64	266, 304, 345 Eng. All Models w/Dist. 1112752, 1112753	110127,110128	100108	8101,8104	•	•	•	•	8140,8140C	140108	140001
1963-59	266, 304, 345 Eng. All Models	110127,110128	100108	8101,8104	120124	130117	8120	8124	8140,8140C	140108	140001
1958	All Eng. All Models w/IHC Dist.	110223	•	•	•	•	•	•	•	•	140001
1958-57	All Eng. All Models w/Holley Dist.	110223	•	•	•	•	•	•	8140,8140C	140108	140001
I.S.O.											
8 CYLINDER											
1966-63	All Eng. Rivilta	110127,110128	100108	8101,8104	120124	130117	8120	8124	8140,8140C	140108	140001
JEEP											
4 CYLINDER											
1971-70	All Eng. All Models	•	100318	•	•	•	•	•	•	•	140001
1960-59	All Eng. All Models	•	100107	•	•	•	•	•	•	•	140001
1944-30	All Eng. All Models	•	100318	•	•	•	•	•	•	•	•
6 CYLINDER											
1974-73	All Eng. All Models	•	•	8102	•	•	8121	•	8140,8140C	140108	140001
1972-70	232 Eng. All Models	•	•	8102	•	•	8121	•	•	•	140001
1971-70	225 Eng. All Models	•	•	•	•	•	•	•	8140,8140C	140108	140001
1969-68	All Eng. All Models w/Dist. 1110376	110127,110128	100108	8101,8104	•	•	•	•	8140,8140C	140108	140001
1969-68	All Eng. All Models w/Dist. 1110444	•	•	8102	•	•	8121	•	8140,8140C	140108	140001
1969-68	All Eng. All Models w/Dist. IAT-4502	•	•	•	•	•	•	•	8140,8140C	140305	140001
1967-66	225 Eng. All Models w/Delco Dist.	110127,110128	100107	•	•	•	•	•	8140,8140C	140108	140001
1967-66	232 Eng. All Models w/Delco Dist.	•	•	8102	•	•	8121	•	•	•	140001
1965-63	230 Eng. All Models w/Dist. IAT-4416	•	•	•	•	•	•	•	8140,8140C	140305	140001
1954	All Eng. All Models w/Delco Dist.	•	100107	•	•	•	•	•	•	•	•
1954-30	All Eng. All Models	•	100318	•	•	•	•	•	•	•	•
8 CYLINDER											
1974-73	All Eng. All Models	110127,110128	100107	•	120124	130117	8120	8124	8140,8140C	140108	140001
1972-66	All Eng. All Models w/Delco Dist.	110127,110128	100108	8101,8104	120124	130117	8120	8124	8140,8140C	140108	140001
1972-66	All Eng. All Models w/Dual Point Delco Dist.	•	•	8107	120130	130117	8134	8135	8140,8140C	140108	140001



POINTS IGNITION TUNE UP PARTS

MAKE/ YEAR	MODEL, ENGINE & NOTES	CONTACT ASSEMBLY	CONDENSOR	CONTACT & CONDENSOR KIT	CAP	ROTOR	CAP & ROTOR KIT		SUPER STOCK COIL	RACING COIL	SUPER COIL
							PERF. TAN	HEAVY DUTY BLACK			
JENSEN											
8 CYLINDER											
1972-67	383, 440 Eng. All Models w/Single Contacts	110363	•	8301,8302	120326	130319	8320	8321	8140,8140C	140305	140001
1972-67	383, 440 Eng. All Models w/Dual Contacts	110323	•	•	120323	130316	8330	•	8140,8140C	140305	140001
LINCOLN											
8 CYLINDER											
1973-60	All Eng. All Models Exc. Transistorized Ign.	110228	100212	8201, 8203	120214	130215	8220	8222	8140,8140C	140205	140001
1966-64	All Eng. All Models w/Transistorized Ign.	110228	•	•	120214	130215	8220	8222	8140,8140C	140205	140001
1959-57	All Eng. All Models Exc. Pivot Type Breaker Plate	110228	•	•	120214	130215	8220	8222	8140,8140C	140205	140001
1959-57	All Eng. All Models w/Pivot Type Breaker Plate	110228	100212	8201, 8203	120214	130215	8220	8222	8140,8140C	140205	140001
1956	All Eng. All Models	110223	•	•	•	•	•	•	8140,8140C	140205	140001
1955-52	All Eng. All Models	110223	•	•	•	•	•	•	•	•	•
1951-50	All Eng. All Models	110218	•	•	•	•	•	•	•	•	•
MAZDA											
2 ROTOR											
1973-72	All Eng. Leading Dist.	•	•	•	•	•	•	•	8140,8140C	140108	140001
MERCURY											
4 CYLINDER											
1974-71	122 Eng. Bobcat	•	•	•	•	•	•	•	8140,8140C	140205	140001
1972-71	98 Eng. Capri	110228	•	•	•	•	•	•	8140,8140C	140205	140001
6 CYLINDER											
1974-69	All Eng. All Models	110218	100212	•	•	•	•	•	8140,8140C	140205	140001
1968-58	200 Eng. All Models w/Smog Control	110218	100212	•	•	•	•	•	8140,8140C	140205	140001
1968-58	All Eng. All Models Exc. Smog Control	110218	•	•	•	•	•	•	8140,8140C	140205	140001
8 CYLINDER											
1974-70	All Eng. All Models w/Single Contacts	110228	100212	8201, 8203	120214	130215	8220	8222	8140,8140C	140205	140001
1973-70	All Eng. All Models w/Dual Contacts	110223	100212	•	120214	130215	8220	8222	8140,8140C	140205	140001
1969	302 5.0L, 429 7.0L Eng. All Models w/Dual Contacts	110223	100212	•	120214	130215	8220	8222	8140,8140C	140205	140001
1969	390, 427, 428 Eng. All Models w/Dual Contacts	•	100212	•	120214	130215	8220	8222	8140,8140C	140205	140001
1969-60	All Eng. All Models w/Single Contacts	110228	100212	8201, 8203	120214	130215	8220	8222	8140,8140C	140205	140001
1968-60	All Eng. All Models w/Dual Contacts	•	100212	•	120214	130215	8220	8222	8140,8140C	140205	140001
1967-64	All Eng. All Models w/Transistorized Ign.	110228	•	•	120214	130215	8220	8222	8140,8140C	140205	140001
1959-57	All Eng. All Models Exc. Pivot Type Breaker Plate	110228	•	•	120214	130215	8220	8222	8140,8140C	140205	140001
1956	All Eng. All Models	110223	•	•	•	•	•	•	8140,8140C	140205	140001
1955-54	All Eng. All Models	110223	•	•	•	•	•	•	•	•	•
1953-49	All Eng. All Models	110218	•	•	•	•	•	•	•	•	•
NASH											
6 CYLINDER											
1956	All Eng. 5640	•	100107	•	•	•	•	•	8140,8140C	140108	140001
1956	All Eng. Statesman	•	100107	•	•	•	•	•	8140,8140C	140108	140001
8 CYLINDER											
1957	All Eng. All Models	110127,110128	100107	•	120124	•	•	•	8140,8140C	140108	140001
NASH											
8 CYLINDER											
1956	All Eng. All Models	•	100107	•	120123	•	•	•	8140,8140C	140108	140001
1956-55	All Eng. Ambassador w/Dual Contacts	110323	•	•	•	•	•	•	8140,8140C	140108	140001
NISSAN											
4 CYLINDER											
1977-63	All Eng. All Models	•	•	•	•	•	•	•	8140,8140C	140305	140001

POINTS IGNITION TUNE UP PARTS



MAKE/ YEAR	MODEL, ENGINE & NOTES	CONTACT & CONDENSOR KIT				CAP & ROTOR KIT		SUPER STOCK COIL	RACING COIL	SUPER COIL
		CONTACT ASSEMBLY	CONDENSOR	CONTACT & CONDENSOR KIT	CAP	ROTOR	PERF. TAN			
OLDSMOBILE										
6 CYLINDER										
1974-66	All Eng. All Models	•	•	8102	•	•	8121	•	8140,8140C	140108 . . . 140001
1965-64	All Eng. All Models	110127,110128	100107	•	•	•	•	•	8140,8140C	140108 . . . 140001
1950-28	All Eng. All Models	•	100107	•	•	•	•	•	•	•
8 CYLINDER										
1974	All Eng. All Models w/Unitized Ign.	110130	•	8106	120124	130117	8120	8124	8140,8140C	140108 . . . 140001
1974-56	All Eng. All Models w/Dual Points	•	•	8107	120130	130117	8134	8135	8140,8140C	140108 . . . 140001
1973-64	All Eng. Exc. 394 Eng. All Models	110127,110128	100108	8101,8104	120124	130117	8120	8124	8140,8140C	140108 . . . 140001
1964	394 6.5L Eng. All Models	110127,110128	100108	8101,8104	•	130117	•	•	8140,8140C	140108 . . . 140001
1963-59	All Eng. All Models Exc. F-85	110127,110128	100108	8101,8104	•	130117	•	•	8140,8140C	140108 . . . 140001
1963-61	All Eng. F-85	110127,110128	100107	•	120124	130117	8120	8124	8140,8140C	140108 . . . 140001
1958-56	All Eng. All Models	110127,110128	100108	8101,8104	120124	130117	8120	8124	8140,8140C	140108 . . . 140001
1955	All Eng. All Models	•	100107	•	120123	130116	•	•	8140,8140C	140108 . . . 140001
1954-53	All Eng. All Models	•	100107	•	120123	•	•	•	8140,8140C	140108 . . . 140001
1952-51	All Eng. All Models	•	100107	•	120123	•	•	•	•	•
1950-32	All Eng. All Models	•	100107	•	•	•	•	•	•	•
OPEL										
4 CYLINDER										
1979-76	All Eng. All Models	•	•	•	•	•	•	•	8140,8140C	140205 . . . 140001
PANTERA										
8 CYLINDER										
1974-72	All Eng. All Models w/Dual Contacts	•	100212	•	120214	130215	8220	8222	8140,8140C	140205 . . . 140001
1972-71	All Eng. All Models w/Single Contacts	110228	100212	•	120214	130215	8220	8222	8140,8140C	140205 . . . 140001
PLYMOUTH										
4 CYLINDER										
1983-80	1400cc [J], 1595cc [K] Eng. All Models Can.	•	•	•	•	•	•	•	8140,8140C	140108 . . . 140001
1979-76	1595cc [K][Z], 1997cc [U], 2555cc [F] Eng. All Models	•	•	•	•	•	•	•	8140,8140C	140108 . . . 140001
6 CYLINDER										
1972-67	All Eng. All Models	110363	•	8301,8302	•	130319	8326	•	8140,8140C	140305 . . . 140001
1966-60	All Eng. All Models Exc. Can.	110363	•	8301,8302	•	130319	8326	•	8140,8140C	140305 . . . 140001
1966-62	All Eng. All Models Can., w/IBR-4201, IBR-4203, IBS-4201 Series Dist.	•	•	•	•	•	•	•	8140,8140C	140305 . . . 140001
1961-60	All Eng. All Models Can., Exc. Valiant	•	•	N/R	•	•	•	•	8140,8140C	140305 . . . 140001
1961-60	All Eng. Valiant Can., w/IBR Series Dist.	•	•	N/R	•	130319	8326	•	8140,8140C	140305 . . . 140001
1934-33	All Eng. All Models	•	100107	•	•	•	•	•	•	•
8 CYLINDER										
1972-63	All Eng. All Models w/Single Contacts Exc. Can.	110363	•	8301,8302	120326	130319	8320	8321	8140,8140C	140305 . . . 140001
1972-66	All Eng. Barracuda, Fury, Road Runner, Satellite, Scamp w/Dual Contacts	110323	•	•	120323	130316	8330	•	8140,8140C	140305 . . . 140001
1972-66	All Eng. Valiant, Duster w/Dual Contacts	•	•	•	120323	130316	•	•	8140,8140C	140305 . . . 140001
1966-60	All Eng. All Models Can.	•	•	•	120323	130316	•	•	8140,8140C	140305 . . . 140001
1965-60	All Eng. All Models w/Dual Contacts, Exc. Can.	110323	•	•	120323	130316	•	•	8140,8140C	140305 . . . 140001
1959	All Eng. All Models w/Power Pack	110363	•	8301,8302	120326	130319	8320	8321	8140,8140C	140305 . . . 140001
1959-57	All Eng. All Models	•	•	•	•	130316	•	•	8140,8140C	140305 . . . 140001
1959-58	All Eng. Fury w/Dual Contacts	110323	•	•	•	130316	•	•	8140,8140C	140305 . . . 140001
1957-56	All Eng. Fury w/Dual Contacts	•	•	•	•	130316	•	•	8140,8140C	140305 . . . 140001
1956	All Eng. Belvedere, Plaza, Savoy	•	•	•	•	130316	•	•	8140,8140C	140305 . . . 140001
PONTIAC										
4 CYLINDER										
1963-62	All Eng. All Models 2nd Design	•	•	8102	•	•	•	•	8140,8140C	140108 . . . 140001
1962-61	All Eng. All Models 1st Design	110127,110128	100108	8101,8104	•	130117	•	•	8140,8140C	140108 . . . 140001



POINTS IGNITION TUNE UP PARTS

MAKE/ YEAR	MODEL, ENGINE & NOTES	CONTACT ASSEMBLY	CONDENSOR	CONTACT & CONDENSOR KIT	CAP	ROTOR	CAP & ROTOR KIT		SUPER STOCK COIL	RACING COIL	SUPER COIL
							PERF. TAN	HEAVY DUTY BLACK			
PONTIAC (cont.)											
6 CYLINDER											
1974-63	All Eng. All Models	•	•	8102	•	•	8121	•	8140,8140C	140108	140001
1962-55	All Eng. All Models Can.	•	100107	•	•	•	•	•	8140,8140C	140108	140001
1954-28	All Eng. All Models	•	100107	•	•	•	•	•	•	•	•
8 CYLINDER											
1974-73	All Eng. All Models Exc. Unitized Ign.	110127,110128	100108	8101,8104	120124	130117	8120	8124	8140,8140C	140108	140001
1974-73	All Eng. All Models w/Unitized Ign.	110130	•	8106	120124	130117	8120	8124	8140,8140C	140108	140001
1974-56	All Eng. All Models w/Dual Points	•	•	8107	120130	130117	8134	8135	8140,8140C	140108	140001
1972-57	All Eng. All Models Exc. High Performance	110127,110128	100108	8101,8104	120124	130117	8120	8124	8140,8140C	140108	140001
1972-69	All Eng. All Models High Performance	110128	100108	8104	120124	130117	8120	8124	8140,8140C	140108	140001
1965-61	All Eng. All Models Can.	110127,110128	100108	8101,8104	120124	130117	8120	8124	8140,8140C	140108	140001
1957	All Eng. All Models w/Dual Points	•	100107	•	120123	•	•	•	8140,8140C	140108	140001
1956-55	All Eng. All Models Exc. Can.	•	100107	•	120123	130116	•	•	8140,8140C	140108	140001
1954-32	All Eng. All Models	•	100107	•	•	•	•	•	•	•	•
STUDEBAKER											
6 CYLINDER											
1966-65	All Eng. All Models	•	•	8102	•	•	8121	•	8140,8140C	140108	140001
1964-62	All Eng. All Models	•	•	•	•	•	•	•	8140,8140C	140305	140001
1955-51	All Eng. All Models w/Autolite Dist.	110323	•	•	•	•	•	•	•	•	•
1955-50	All Eng. All Models w/Delco Dist.	•	100107	•	•	•	•	•	•	•	•
8 CYLINDER											
1966-65	All Eng. All Models	110127,110128	100108	8101,8104	120124	130117	8120	8124	8140,8140C	140108	140001
1964-62	All Eng. All Models w/Single Contact	•	•	•	•	130316	•	•	8140,8140C	140305	140001
1964-62	All Eng. Avanti w/Dual Contact	110323	•	•	•	130316	•	•	8140,8140C	140305	140001
1961-60	All Eng. Lark, Regal	110127,110128	100108	8101,8104	120124	•	•	•	8140,8140C	140108	140001
1961-56	All Eng. Hawk, Truck w/Delco Dist.	•	100107	•	120123	•	•	•	8140,8140C	140108	140001
1956	All Eng. All Models w/Autolite Dist.	110323	•	•	•	•	•	•	8140,8140C	140305	140001
1955-51	All Eng. Hawk, Truck w/Delco Dist.	•	100107	•	120123	•	•	•	•	•	•
1931-28	All Eng. President w/Delco 660X Dist.	•	100107	•	•	•	•	•	•	•	•
TOYOTA											
4 CYLINDER											
1978	1166cc Eng. Corolla Can.	•	•	•	•	•	•	•	8140,8140C	140305	140001
1977-75	2189cc Eng. Celica, Exc. Cal.	•	•	•	•	•	•	•	8140,8140C	140205	140001
1977-75	All Eng. Corolla	•	•	•	•	•	•	•	8140,8140C	140205	140001
1977-76	All Eng. Pickup Cal.	•	•	•	•	•	•	•	8140,8140C	140305	140001
1977-76	All Eng. Pickup Exc. Cal.	•	•	•	•	•	•	•	8140,8140C	140205	140001
1977-75	All Eng. Celica, Corona Cal.	•	•	•	•	•	•	•	8140,8140C	140305	140001
1977-75	All Eng. Corona Exc. Cal.	•	•	•	•	•	•	•	8140,8140C	140205	140001
1975-72	All Eng. Pickup	•	•	•	•	•	•	•	8140,8140C	140205	140001
1974	1588cc Eng. Corolla, Cal.	•	•	•	•	•	•	•	8140,8140C	140205	140001
1974	1588cc Eng. Corolla Exc. Cal.	•	•	•	•	•	•	•	8140,8140C	140108	140001
1974	All Eng. Celica, Supra	•	•	•	•	•	•	•	8140,8140C	140205	140001
1974	All Eng. Corona w/Single Contacts	•	•	•	•	•	•	•	8140,8140C	140108	140001
1974	All Eng. Corona w/Dual Contacts	•	•	•	•	•	•	•	8140,8140C	140205	140001
1974-73	1166cc Eng. Corolla From 4/73	•	•	•	•	•	•	•	8140,8140C	140108	140001
1973	1588cc Eng. Corolla From 11/72	•	•	•	•	•	•	•	8140,8140C	140108	140001
6 CYLINDER											
1977-72	All Eng. Mark II To 11/76	•	•	•	•	•	•	•	8140,8140C	140305	140001
1977-73	All Eng. Landcruiser From 2/73	•	•	•	•	•	•	•	8140,8140C	140305	140001
1973-72	All Eng. Landcruiser To 2/73	•	•	•	•	•	•	•	8140,8140C	140108	140001
1972-71	2563cc Eng. Crown	•	•	•	•	•	•	•	8140,8140C	140108	140001

POINTS IGNITION TUNE UP PARTS



POINTS IGNITION TUNE-UP PARTS FOOTNOTES

Dual Entry Foot Notes and Product Descriptions:

110127 - Heavy Duty 23oz. Points.

110128 - High Performance 32oz. Points.

110130 - High Performance 32oz. Points with Intergral Condenser (Uniset).

110218 - High Performance 32oz. Points.

110223 - High Performance 32oz. Points.

110228 - High Performance 32oz. Points.

110323 - High Performance 32oz. Dual Points.

110363 - High Performance 32oz. Points.

8101 - Heavy Duty 23oz. Points & Condenser kit.

8102 - Heavy Duty 23oz. Points & Condenser kit.

8104 - High Performance 32oz. Points & Condenser kit.

8106 - High Performance 32oz. Points with Intergral Condenser (Uniset).

8107 - High Performance 32oz. Dual Points with Intergral Condenser (Uniset).

8140 - Yellow SuperStock Coil.

8140C - 'C' suffix denotes Chrome SuperStock Coil.

8201 - Heavy Duty 23oz. Points & Condenser kit.

8203 - High Performance 32oz. Points & Condenser kit.

8301 - Heavy Duty 23oz. Points & Condenser kit.

8302 - High Performance 32oz. Points & Condenser kit.

POINTS ELIMINATOR KITS



2010

ACCEL POINTS ELIMINATOR KITS

Put an end to high maintenance Point Ignition Systems by installing an ACCEL Points Eliminator Ignition Conversion Kit. By utilizing specialized electronic circuitry and a infrared signal, ignition timing is stable from 1 to 10,000 RPM.

Features At A Glance:

- More accurate ignition timing than any other type of system - PERIOD!
- Improves performance and fuel efficiency
- Easy to install with simple hand tools
- Reduced maintenance - eliminates changing points forever
- Latest Thermal Clad based surface mount construction for maximum dependability and long life
- Available for all popular 12-volt negative ground domestic cars and trucks

DOMESTIC V-8 WITH FACTORY (OEM) DISTRIBUTORS

(CARD APPROVAL PENDING)

ACCEL POINTS ELIMINATOR KITS

APPLICATION	P/N
ACCEL Points Eliminator replacement module2005
1957-74 GM V8 engines with AC/Delco single and dual point distributors . .	.2010
1957-74 Ford V8 engines with Motorcraft single point distributors2020
1961-73 Chrysler/Dodge/Plymouth V8 engines with Prestolite single point distributors2030



TRUCK SUPER TUNE-UP KIT

INCLUDES:
MATCHED ACCEL CUSTOM FIT WIRE SET,
ACCEL DISTRIBUTOR CAP & ROTOR AND
GET ACCEL U-GROOVE SPARK PLUGS...FREE!

Everything you need to Super Tune your pickup truck, van and SUV!

24 applications covering most Chevrolet, Dodge, Ford, GMC & Jeep late model 6 & 8 cylinder applications.

8mm Custom fit Extreme 9000 wire set with Heat reflective Coat spark plug boots rated to 1200°F. Double silicone wire with low resistance Ferro-Spiral™ core. Some in-line 6 cylinder application use 5000 Series wire set where extreme heat is not a problem.

Finest distributor cap and rotors available, precision molded in impact resistance high dielectric strength compounds. Most applications in tan with brass or copper inserts and stainless steel contact springs.

Renowned, race-proven U-Groove copper core spark plugs maximize burn efficiency for improved performance and reduced emissions.

Note: Certain kits are also available with ACCEL Shorty Header Spark Plugs for added plug clearance on vehicles equipped with headers. These kits are designated with the HP suffix. These kits have a slightly higher price reflecting the inclusion of the premium spark plugs. Not all kits are available with header plugs.



NEW
APPLICATION
COVERAGE

ACCEL Truck Super Tune-Up (TST) Kits Applications

TST#	Years	Cyl.	Engine	Notes
Chevrolet & GMC Truck, Van & SUV				
TST1	1996-01	6	4.3L 262	Vortech
TST2 or TST2HP	1987-95	6	4.3L 262	Throttle Body Injection
TST3	1996-00	8	5.0L 305	Vortech
	1996-00	8	5.7L 350	Vortech
TST4 or TST4HP	1987-95	8	5.0L 305	Throttle Body Injection
	1987-95	8	5.7L 350	Throttle Body Injection
TST5 or TST5HP	1983-85	8	5.0L 305	Carb
	1983-86	8	5.7L 350	Carb, LT Emissions >8600 GVW
	1983-85	8	5.7L 350	Carb, LT Emissions <8600 GVW
TST6	1996-00	8	7.4L 454	Vortech
TST7 or TST7HP	1990-95	8	7.4L 454	Throttle Body Injection
	1990-91	8	7.4L 454 SS	Throttle Body Injection
TST8 or TST8HP	1992-93	8	7.4L 454 SS	Throttle Body Injection
	1987-89	8	7.4L 454	Throttle Body Injection
TST9	1985-91	8	7.4L 454	Carb, SS Exhaust Manifold
Dodge Truck, Van & SUV				
TST10	1992-02	6	3.9L 239	Magnum Fuel Injection
TST24	1999-01	8	5.2L 318	Magnum Fuel Injection
	1999-02	8	5.9L 360	Magnum Fuel Injection
TST11	1992-98	8	5.2L 318	Magnum Fuel Injection
	1993-98	8	5.9L 360	Magnum Fuel Injection
TST12	1988-91	8	5.2L 318	Throttle Body Injection
	1979-87	8	5.2L 318	Carb
	1989-92	8	5.9L 360	Throttle Body Injection
	1979-88	8	5.9L 360	Carb
Ford Truck, Van & SUV				
TST13	1987-96	6	4.9L 300	Fuel Injection
	1984-86	6	4.9L 300	Carb w/EEC-IV
TST14 or TST14HP	1990-97	8	5.0L 302	Fuel Injection, Push-on Rotor
	1989	8	5.0L 302	Fuel Injection
	1988-97	8	7.5L 460	Fuel Injection
TST15 or TST15HP	1985-88	8	5.0L 302	Fuel Injection
	1988-97	8	5.8L 351W	Fuel Injection, Push-on Rotor
	1984-87	8	5.8L 351W	Carb w/ EEC-IV
Jeep				
TST16	1994-99	6	4.0L 242	H.O. Fuel Injection
TST17	1991-93	6	4.0L 242	H.O. Fuel Injection
TST21	1987-90	6	4.0L 242	EFI
TST22	1981-87	6	4.2L 258	Carb.
TST23	1977-80	6	4.2L 258	Carb.
TST18	1993-99	8	5.2L 318	Magnum Fuel Injection
	1997-98	8	5.9L 360	Magnum Fuel Injection
	1997-98	8	5.9L 360	Magnum Fuel Injection
TST19	1972-92	8	304-401	w/Motorcraft Dist.
TST20	1971-77	8	304-401	w/Prestolite Dist.

ELIMINATE YOUR STARTING PROBLEMS WITH ACCEL'S ULTRA-LITE STARTERS!



- Race-proven: NHRA, IHRA, and NASCAR approved
- Aviation lubricants used to prevent hot start failures in racing situations
- Dyno-tested under starting load for ensured dependability and reliability
- 33% smaller than most original equipment starters for increased oil pan, headers and ground clearance
- 3.75:1 gear reduction means 40% to 50% more starting torque than OE starters
- Low amperage (current) draw of 210-250 amps at full starting load, increased spark (amperage) for the rest of the ignition system – a must with high compression engines
- Full ball-bearing construction means less internal friction and more torque transferred to the engine
- Light-weight starter: 1.4 kw - 10.6 lbs. (approx.)
- High-temperature epoxy-encapsulated armature resists heat and vibration for high-performance applications
- Heavy-duty solenoid utilizes a contact disc instead of a “bar-type” contact and provides maximum reliability and long life
- “Bolt-on-replacement” makes installation quick & easy
- Replacement parts available
- Wide variety of applications including drag racing, road racing, circle track, tractor pulling, street rods, recreational vehicles, mud boggers, work vehicles, off-shore racing and street machines

DARE TO COMPARE!

	ACCEL'S STARTERS	IMPORT "CLONE"
ARMATURE	Fully epoxy-encapsulated for better resistance to heat and vibration Balanced Reinforced tooth strength	Thin coat of epoxy, less heat resistance Not balanced Not reinforced tooth strength
BEARINGS	High-quality ball bearings	Mixed brands used, rough when turned
BRUSHES	Long-life carbon brushes, extra length	Carbon brushes, shorter length
BRUSH HOLDER	High spring tension; ensures contact with commutator	Low spring tension; gives poor contact with commutator
DRIVE ASSEMBLY	Minimal amount of end play	Considerable amount of end play
FIELD COIL	High-temperature resin-encapsulated and cotton tape wrap insulated for better resistance to heat	Thin resin coat, less heat resistance
POLE CORE SCREWS	High grade bolts	Low grade bolts
YOKE	Thicker gauge steel	Thinner gauge steel
SOUNDS	Quiet and smooth	Blender with ice cubes in it
POWER OUTPUT	1.4 KW	1.2 KW

PART #	APPLICATIONS/DESCRIPTION
05000	Small Block Chevy/Big Block Chevy Ultra-Lite H/T Starter
05005	Small Block Chevy/Big Block Chevy Ultra-Lite H/T Severe Duty Starter high torque with 2.2 kw moto
05043	Full Spline Pinion Gear for All Starters, Except 05020
05047	Solenoid Starter for All Starters
05049	Replacement Spring, Clip & Cup Pkg. for All Starters
05050	Replacement Full Spline Starter Drive for All Starters
05061	SBC/BBC Starter Mount Block

RACING ALTERNATORS

Choose from four purpose built alternators designed and built for street and racing applications. All are self regulating 1 wire systems.

RACING ALTERNATOR

12V 80 Amps, 8 pounds, large in-board bearings, dual internal fans, external brushes and HD rectifier, self-regulating load sensing internal regulator (one wire system).

Racing Alternator8080



GM 10SI STREET/RACING ALTERNATOR

12V 63 Amps, internal regulator (one wire system), HD bearings, turbo baffled fan, computer balanced rotor, high copper content brushes. Alternator weighs 10 pounds.

GM 10SI8081



GM 12SI RACING ALTERNATOR

16V 94 Amps, self regulating load sensing internal regulator (one wire system), HD bearings, turbo baffled fan, computer balanced rotor, high copper content brushes. Alternator weighs 11 pounds.

GM 12SI8082



ULTRA-TORK SOLENOID

- Initiates high contact impact for positive starter action under the most severe conditions
- Continuous 100% copper windings to develop maximum magnetic force
- Corrosion resistant high strength stainless steel plunger provides smooth starter engagement
- Solid copper contact disc reduces voltage drop and battery drain
- All-copper contact bolt ensures full plunger pull-in capability
- Strtractive chromed finish

Ultra-Tork Solenoid40100C



UNIVERSAL-FIT BATTERY CABLE KIT

- Includes 20 feet of 2 gauge multi-stranded high-grade battery cable
- Also includes cable lugs for positive connection
- Just cut to length and attach terminals
- Designed for trunk-mount applications

Battery Cable Kit with cable lugs2842



KOOL BLUE – THE ULTIMATE PERFORMANCE AIR FILTRATION SYSTEM

Our **Kool Street** brand of filters feature increased air flow, filters particles as small as 2.8 microns and still remains 99% efficient. The one piece construction eliminates turbulence which also greatly improves air flow. It fits all popular four-barrel carburetors using our Kool Blue 5 1/8" adapter, which has been designed to further smooth out the air for maximum HP gains and better fuel mileage.

High-tech look and performance – perfect for street rods and street machines.

To protect your investment, gain horsepower and for better fuel mileage – use **Kool Street** filters.

PART NO. KSI408



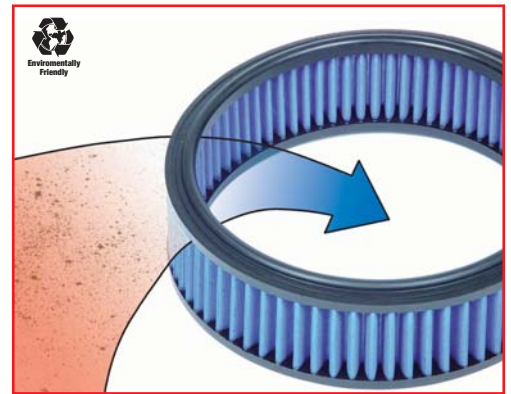
**FILTER MEASURES 14" X 8" X 3" HIGH W/O VELOCITY STACK
14" X 8" X 5 1/4" HIGH W/VELOCITY STACK**



THE KOOL BLUE DIFFERENCE

More surface area for 10% more air flow...means more horsepower and better fuel mileage.

TUV rated at 99% efficiency, while stopping particles as small as 2.8 microns resulting in longer engine life.



❑ PRECISION LAYERING OF COTTON PRODUCES HIGHLY CONSISTENT FILTRATION RATES WITH LESS RESTRICTION THAN COMPETITORS' FILTERS

ACCEL Kool Blue air filters use four layers of 100% surgical cotton gauze, similar to many other filters on the market. However, the use of modern methods of layering material deniers makes our filters significantly more efficient and consistent throughout the production, resulting in stopping more dirt which saves engine wear.

❑ ADVANCED RUBBER COMPOUND PROVIDES BETTER SEALING AND MORE SURFACE AREA FOR UNPARALLELED FILTRATION AND PERFORMANCE

Another benefit from this advanced rubber compound is less bleeding into the cotton during the manufacturing process which results in as much as 10% better air flow than competitors' products. More air means more horsepower potential and better fuel mileage.

❑ UNIQUE GALVANIZED STEEL MESH CONSTRUCTION PROVIDES UNEQUALLED DURABILITY, FLEXIBILITY AND LONGER LIFE

Kool Blue filters use a galvanized steel blue plastic-coated mesh which provides a stronger, more durable filter which is less susceptible to damage. Our competitors use black painted aluminum that can easily damage during installation.

❑ PLASTIC-COATED MESH FOR PROTECTION AND LONG-LASTING BEAUTY

Our blue plastic coating makes sure that the filter will always maintain its bright blue appearance (particularly when universal filters are used in place of the air box) even after cleaning many times.

❑ WASHABLE AND REUSABLE WHICH MEANS YOU SAVE MONEY

Kool Blue filters are washable and reusable using our Kool Blue filter cleaning kit. Under normal use, a Kool Blue filter will go 50,000 miles before cleaning is necessary.

❑ LIMITED LIFETIME WARRANTY

All Kool Blue filters are backed by a Limited Lifetime Warranty

KOOL BLUE filters are available for virtually ALL vehicles. For complete KOOL BLUE application information, refer to the Kool Blue catalog or visit www.KoolBlue.com

ACCEL/DFI GENERATION 7+ PROGRAMMABLE ENGINE MANAGEMENT SYSTEMS



DFI Generation 7+ Programmable Engine Management Systems

The new ACCEL/DFI Generation 7+ Engine Management System is the...

- BEST EQUIPPED,
- MOST CAPABLE, and
- EASIEST TO USE system in its class!

BEST EQUIPPED

Every DFI Generation 7+ Engine Management System comes equipped with multiple software-selectable fuel and ignition control strategies. The following control strategies are available in the module as it comes from the factory:

Fueling Strategies

- Sequential (Cam signal required)
- Staged Sequential (4 Cylinder only, Cam signal required)
- Staggered Batch (Bank to Bank)
- Throttle Body Injection (Standard, TBI Staged)
- Throttle Body Injection (Dual-Quad, Multiple TBI Staged)

Ignition Compatibility:

- DFI Dual Sync Distributor (supplies both cam and crank signal)
- GM High Energy Ignition
- LSI coil on plug ignition
- Ford Thick Film Module
- Inductive Pick-up Crank Trigger or Distributor type
- Hall Effect -- Crank Trigger or Distributor
- Buick GN Multiple Coil packs
- Ford EDIS
- Other Custom, User Defined Settings





ACCEL/DFI GENERATION 7+ PROGRAMMABLE ENGINE MANAGEMENT SYSTEMS

MOST CAPABLE

In addition, each and every DFI Generation 7+ Engine Control Module is capable of controlling a wide variety of both standard and optional accessory items. Each module also includes several advanced functions that set it apart from the competition.

Accessory Controls:

- Standard (HEGO) Oxygen Sensor Control
- Linear Wide Band (UEGO) Oxygen Sensor Control
- Dual Fan Control (Primary and Secondary)
- 1, 2, or 3 Stage Nitrous Control
- Transmission Torque Converter Lockup (TCC) Control
- Shift Light Control
- Air Conditioning (A/C) Clutch control
- Malfunction Indicator Lamp Output
- Knock Sensor Control
- 2-Step Ignition Rev Limiting
- Fuel and Ignition based Max Rev Limiting

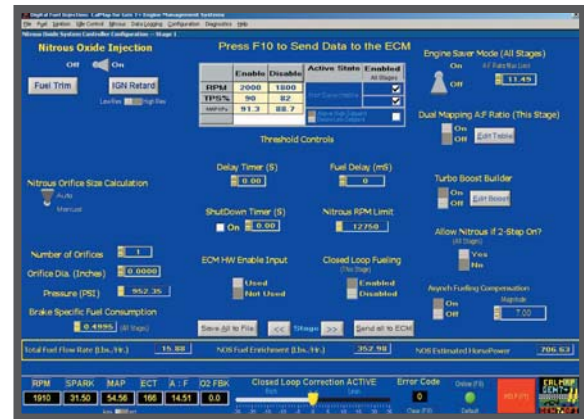
Advanced Features:

- Auxiliary Launch Mode For Improved Starting Line Launches
- Spark Mapping for Starting Line Launches
- Multiple Fuel Mapping for Auxiliary Fueling Strategies
- Dual Spark Mapping for Auxiliary Fueling Strategies
- Turbo Boost Builder for Turbocharged Applications
- Idle Air Controller (IAC) Request Feed Forward Compensation
- Nitrous Engine Saver Control
- VTEC Output Control (TPS, RPM, and MAP switches)
- Advanced Performance Data Analysis
- Power Enrichment Mode
- Infinitely Adjustable Narrow Band Fuel Targeting
- Auxiliary Alarm Unit

EASIEST TO USE

The DFI Generation 7+ ECM also has many built-in functions designed to make it the most versatile, easiest to use programmable engine management system on the market today. Built-in ease-of-use features include:

- Patented, Real-Time Editing of Engine Control Parameters
- Patented Nitrous Control System
- Real-Time, Graphical Data Displays - See It as It Happens
- Online Access to Help, Schematics, and Wiring Diagrams
- 3-Dimensional Graphical Calibration Environment
- High or Low Impedance Injector Control
- Integrated Data Logging and Analysis System
- Fuel Map Auto Generation Utility
- Fuel Injector Pulse Width and Duty Cycle Predicting Utility
- Onboard Diagnostic System with Automatic Fault Compensation
- Hardened electronic circuitry with Built-In Hardware Protection





GENERATION 7+ SPARK/FUEL KITS



77022



77050



77046P

DESCRIPTION	PART# w/1BAR	PART# w/2BAR	PART# w/3BAR
Chevy except LTI	77022	77022-2	77022-3
Chevy LTI	77022L	77022L-2	77022L-3
Buick/GNV6.....	N/A	77025	77025-3
Ford 4.6I EDIS Strategy	77030E	77030E-2	77030E-3
Ford 5.0 TFI.....	77030	77030-2	77030-3
Ford 5.0 w/Universal Ignition.....	77030U	77030U-2	77030U-3
Universal 8 cylinder.....	77040	77040-2	77040-3
Chevy LSI, LS6 8 cylinder	77050	77050-2	77050-3
Universal V6 w/Universal Ignition.....	77025U	77025U-2	77025U-3
Universal 4 Cylinder.....	77026	77026-2	77026-3
Universal 4 Cylinder w/IAC.....	77027	77027-2	77027-3
Universal Flying Lead, Unterminated Harness.....	77021	77021-2	77021-3

All complete kits include ECM, wiring harness, sensors, Calmap cable & software

ECM ONLY

DESCRIPTION	PART#
ECU Only	77046
ECM, Standard software key & communication cable	77046S
ECM, Pro software key & communication cable	77046P
Serial communication cable 5'	77882
Serial communication cable 25'	77002L
Pro software key	77003P
Standard software key	77003S
Pro USB key	77004P
Standard USB key	77004S

Products labeled are only available to authorized Engine Management Installation Centers (EMICS).



PRO-RAM for SMALL BLOCK CHEVY (Except With Vortec Heads)

Fully programmable electronic fuel injection by DFI is here. Introducing the Pro-Ram Single Plane Small Block Multi-Port Spark/Fuel Management. The new system is available with a cast 750 CFM throttle body, single plane intake manifold, and 30 #/hr injectors for engines producing up to 500HP. For engines producing over 500HP, the system is available with 36#/hr injectors and a billet 1200 CFM throttle body. The manifold, produces excellent power from 2000 RPM to 7000 RPM, has optimized runners for precise air delivery and correct fuel distribution. The system includes intake manifold, throttle body, injectors, ECM, fuel pump, wiring harness, and all components necessary for installation.

- Custom orders available upon request.

DESCRIPTION	PART#
Chevy SB Pro-Ram 750cfm77141
Chevy SB Pro-Ram 750cfm w/IPU harness77142
Chevy SB Pro-Ram 1200cfm77143
Chevy SB Pro-Ram 1200cfm w/IPU harness77144
Chevy SB Pro-Ram Intake Manifold & Fuel Rails only74139
Chevy SB Pro-Ram Intake Manifold Only74140



PRO-RAM for BIG BLOCK CHEVY

- Features a high rise single plane multi-port intake manifold
- Tuned to enable motors to run up to 7500 RPM's
- All of the advantages of electronic fuel injection plus the flow characteristics of a high rise manifold
- 10.5" minimum height clearance required
- 1000cfm kits feature a Billet 2Bbl. throttle body (front feed) and 90 degree plenum adapter
- 1200cfm and 1350cfm kits feature a Billet 4Bbl. throttle body w/4150 series flange
- Kits come with 36# HR fuel injectors. Other sizes available upon request.
- Custom orders available upon request.

DESCRIPTION	PART#
Chevy BB Pro Ram oval port 1000cfm77202I
Chevy BB Pro Ram rectangle port 1000cfm77202H
Chevy BB Pro Ram oval port 1200cfm77202J
Chevy BB Pro Ram rectangle port 1200cfm77202K
Chevy BB Pro Ram oval port 1350 cfm..77202L
Chevy BB Pro Ram rectangle port 1350 cfm77202M





77131

SUPER-RAM for SMALL BLOCK CHEVY (Except With Vortec Heads)

- Converts Carbureted Small Blocks to Multiport Electronic Fuel Injection.
- Improves Performance, Drivability, and Economy.
- More Power than OEM-Style Tuned Port Injection Systems.
- EGR Availability for Emissions Control Capability.

Using a tuned plenum/runner combination, Super-Ram Small Block provides a balanced inlet air charge to all eight combustion chambers. In addition, the Super-Ram's resonant pressure wave (producing the "ram effect") is designed to occur at higher RPM. When the OEM TPI manifold is beginning to run out of steam, ACCEL/DFI's Super-Ram starts to shine. At 4500 RPM the stock unit's torque has already started to drop off. ACCEL/DFI's Super-Ram produces 19 ft-lbs more than a ported OEM manifold at 4500 RPM. At higher RPMs, the performance gap then increases further. At 5800 RPM, Super-Ram generates 61 ft-lbs more than the ported OEM manifold. Super-Ram Small Block is equipped with EGR capability for late model applications.

- Custom orders available upon request.



74196

DESCRIPTION

PART#

Chevy SB Super-Ram 30lb/hr injectors...	77131
Chevy SB High Output Super-Ram 36lb/hr injectors...	77131H
Chevy SB Super-Ram Plenum & Runner kit...	74196
Chevy SB Super-Ram Base Manifold Only...	74197



74197

SUPER-RAM for BIG BLOCK CHEVY

- Increases HP & Torque
- Crisper Throttle Response
- Improved Fuel Economy

Now, big block Chevy owners can enjoy the advantages of electronic fuel injection. "Super-Ram" intake manifold plenum and runners are designed to maximize horsepower in the 3500 to 6500 RPM band. Multiport injection virtually guarantees equal fuel distribution to each cylinder for improved power and fuel economy. (12" minimum height required) Utilizing the accuracy of microprocessor-based digital electronics, fuel delivery is precisely metered, constantly monitoring engine conditions and optimizing air-fuel mixture at the injectors.

- Custom orders available upon request.



77102

DESCRIPTION

PART#

Chevy BB Super-Ram rectangle port 30lb/hr injectors	77102
Chevy BB High Output Super-Ram rectangle port 36lb/hr injectors	77102H
Chevy BB Super-Ram oval port 30lb/hr injectors	77106



STREET-RAM for SMALL BLOCK CHEVY (Except With Vortec Heads)

Upgrade to maximum TPI performance! If you're into performance fuel injection, we've got your system! ACCEL/DFI's complete line of Street-Ram bolt-on TPI upgrade components can transform your machine into a powerhouse. These components maximize torque and horsepower while maintaining environmental friendliness. There's a 1,000-CFM billet throttle body, high-flow plenum, free-breathing runners, and the heart of the system, our max-flow manifold base. Each component may be installed separately, or as a complete Street-Ram assembly.

DESCRIPTION	PART#
Chevy SB Street Ram system	77130
INDIVIDUAL COMPONENTS	
OE Style High Flow Plenum	
88-85	74189E
92-89 ex LT-I	74189L
Runners	
88-85	74195
92-89 ex LT-I	74199
High Flow TPI Gasket Kit	74195G
Throttle Body	
88-85	74190
92-89 ex LT-I	74191
Base Manifold	74197
Base Manifold LT-I	74197L



PRO-RAM for SMALL BLOCK FORD 289-302


Introducing the Ford Pro-Ram Single Plane Small Block Multi-Port Spark/Fuel Management System. The new system is available with a cast 750 CFM throttle body, single plane intake manifold, and 24 #/hr injectors for engines producing up to 400HP. For engines producing over 450HP, the system is available with 30#/hr injectors and a billet 1200 CFM throttle body. The manifold, produces excellent power from 2800 RPM to 7000 RPM, has optimized runners for precise air delivery and correct fuel distribution. The system includes intake manifold, throttle body, injectors, ECM, fuel pump, wiring harness, and all components necessary for installation.

- Custom orders available upon request for systems that exceed 450HP.

DESCRIPTION	PART#
Ford SB Pro-Ram 750cfm w/TFI ignition	77145
Ford SB Pro-Ram 750cfm w/IPU harness	77146
Ford SB Pro-Ram 750cfm w/Dual Sync harness	77147
Ford SB Pro-Ram 1200cfm w/TFI ignition	77148
Ford SB Pro-Ram 1200cfm w/IPU harness	77149
Ford SB Pro-Ram 1200cfm w/Dual Sync harness	77150
Ford SB Pro-Ram Intake Manifold & Fuel Rails only	74302SR

Note: All systems sold unpolished. Products on this page are not legal for sale or use on pollution-controlled motor vehicles.

NEW!





77135

Note: All systems sold unpolished. Products on this page are not legal for sale or use on pollution-controlled motor vehicles.

4-BARREL TBI SPARK FUEL MANAGEMENT SYSTEM

With the implementation of electronic fuel injectors in the automotive industry, many vehicles with carburetors or inadequate TBI systems lack the power, fuel economy or drivability to provide dependable service and performance. To improve on these inadequacies, ACCEL/DFI now has a Throttle Body Injection (TBI) Spark Fuel Management System for systems that operate in closed loop for optimum mileage, while reaping the benefits of this impressive 4 Bbl, 750 CFM throttle body. Precalibrated for a 350 cid engine, up to 300 hp, it can be calibrated for other applications with the CalMap calibration software. For ignition control, in addition to fuel control, an HEI Computer controlled distributor is recommended (non-computer controlled HEI distributor can also be used for fuel only applications). For convenience, this aluminum throttle body will bolt to a standard 4-bolt standard 4150 series carburetor flange manifold. System includes: ECM, Harness, Throttle body assembly, Air Cleaner, Fuel Pump, Fuel Filter, Sensors, Linkage Hardware.

- Custom orders available upon request.

Universal throttle body injection system77135
 Universal TBI system-1000 CFM TB77135-1

ACCEL/DFI GENERATION 8 UNIVERSAL IGNITION CONTROL MODULE

The next generation of Engine Management Technology from ACCEL/DFI begins to take shape in a Universal Ignition Control Module designed for both Carbureted and Fuel Injected applications. Featuring programmable ignition signal profiles that can be adapted to read virtually any stock, aftermarket, or custom triggering signal, this module is capable of controlling engine configurations ranging from a single ignition coil, to waste spark systems, to coil-per-plug applications. Naturally, all the features and technology that you expect from ACCEL/DFI Engine Control Modules are built in to this innovative design including Idle Control Strategy, Nitrous Oxide, Torque Converter Lockup, Wideband Oxygen Sensor(s), Engine RPM Limiters, Real-Time Programming, and more.



75801

- ACCEL/DFI Patented, Programmable, and Precise Computerized Engine Control is now available for both Fuel Injected and Carbureted engines ranging from 1 to 12 Cylinders.
- Plug and Play support for common engine platforms like GM LSI, Ford EDIS, Chrysler Hemi, and others.
- Preset configurations for DIS, Odd Fire, Rotary, Dual-Plug designs, and engines with other non-typical control requirements. Even more custom configurations can be created quickly and easily using the menu-driven, user-friendly ACCEL/DFI calibration software.
- Multiple programmable inputs and outputs are available to support Boost Controllers, Idle Air Controllers, Progressive Nitrous Oxide Injection, Dual Fans, VTEC, Knock Sensors, and other high-tech accessories.
- Integrated 16 Channel internal Data Logging System - No laptop computer is required to record data.
- Custom Orders Available Upon Request

Universal Ignition Control Module 12,10,8,6,4,2,1 Cylinder kit for Single Ignition Coil Applications.....75801
 Universal Ignition Control Module 8 Cylinder, Coil-per-plug kit with 8 ignition coils75802
 Universal Ignition Control Module 6 Cylinder, Coil-per-plug kit with 6 ignition coils75803
 Universal Ignition Control Module 4 Cylinder, Coil-per-plug kit with 4 ignition coils75804

Coil-per-plug kits require Dual Sync Distributor or equivalent for camshaft synchronization signal



ACCEL/DFI 6A CD IGNITION SYSTEM

NEW!

- Digital performance at analog prices
- High output multi-spark system- 135mj of spark energy
- Latest digital circuitry
- Easy to install
- Extruded aluminum housing for maximum heat transfer, yet lightweight
- High efficiency means more performance and lower power draw
- Quicker acceleration
- Better performance
- More power – 525V Primary
- Directly replaces competitor's 6A ignition box

ACCEL/DFI 6A Ignition System.....75606



75606

ACCEL/DFI HI-PERFORMANCE E-CORE COIL

Designed to meet today's specialized ignition requirements, E-Core Coils are designed for a wide range of applications.

Features At A Glance:

- Faster rise time and increased spark duration (compared to stock) increases performance
- High Efficiency E-Core design for maximum performance
- Extruded aluminum mount for greater heat dissipation, mounting ease and good looks
- Packaged with plug in style wiring connector for easier installation
- For street-driven vehicles with breaker point ignition or OE electronic ignition
- Delivers optimum performance when used with these ACCEL/DFI 6 or Mallory Ignition products including:
 - UNILITE® Distributor with a HYFIRE® Capacitive Discharge Ignition
 - Magnetic Breakerless Distributor with a HYFIRE® Capacitive Discharge Ignition
 - Dual Sync Distributor
- Effective to 8000 RPM when used with ACCEL/DFI 6 or a Mallory HYFIRE® Electronic Ignition Control (depending on engine combination)

ACCEL/DFI E-Core Coil75607



75607

Tech Information

Primary Resistance	0.5 ohms	Turns Ratio	99:1
Secondary Resistance	8.9K ohms	Peak Current	260 mA
Maximum Voltage	51,000 volts	Spark Duration	250 uS
Inductance	5.6 mH		

Not legal for sale or use in California on pollution controlled motor vehicles.



77170



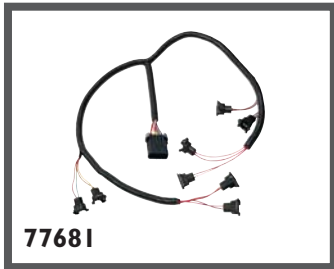
77171



77063



77176



77681



77697



77175



77173




77174



77172



77680



77659

GM

PART#

- Buick GN ignition adapter harness.....77659
- Buick GN 6 cylinder injector harness77693
- F-body ignition conversion kit.....77170
- Torque converter lockup harness kit (700R4/200R4)77172
- Chevy SB knock control kit – includes module and sensor77174
- Chevy BB knock control kit - includes module and sensor77175
- Chevy main harness77680
- Chevy injector harness77681
- Large cap HEI ignition adapter.....77656
- LT I TPS adaptor77650
- LT I IAC adaptor.....77651
- LT I ignition adapter (92-95).....77652
- LT I ignition adapter (96-97).....77653

FORD

- Ford TFI ignition adapter77660
- Ford Throttle Position sensor77661
- Ford 5.0 main harness77686
- Ford 5.0 injector harness.....77687

UNIVERSAL

- 4 cylinder universal injector harness.....77679
- 4 cylinder universal main harness77678
- 4 wire (HEGO) oxygen sensor only77761
- A/C clutch control harness (wide open throttle cut off)77176
- Dual Sync ignition adapter harness – required for Dual Sync distributors77101
- Fan control kit (one per fan).....77171
- Fuel-only signal conditioner.....77178
- Knock control harness kit77173
- Malfunction indicator lamp harness.....77177
- Multi stage NOS harness77697
- Single stage NOS harness77253
- TBI injector harness77685
- Universal ignition adapter (suitable for crank triggers).....77688
- Wide band linear (UEGO) O2 sensor kit77063
- Wide band linear (UEGO) O2 accessory kit includes power harness & gauge.....77063S
- Wide band UEGO O2 sensor only.....77065

NEW!



77660



77661



77761



77653

CHOOSING THE CORRECT FUEL INJECTOR FOR YOUR APPLICATION

Fuel requirement in lbs./hr = (Max HP x BSFC) / (number of injectors x duty cycle)

Note: to convert from lbs./hr to the Metric measurement of ccl/min, use this equation: [(lbs./hr) x 60] / 6.177 = ccl/min

Max HP is a realistic horsepower estimate at the crankshaft or known value from engine dyno testing. Chassis dyno horsepower figures can only be used once you factor in the drive train losses, which can vary from vehicle to vehicle. Ask your chassis dyno operator to calculate the drive train horsepower loss for your vehicle. Add the drive train horsepower loss to the drive wheel horsepower to closely estimate crankshaft horsepower.

BSFC or brake-specific fuel consumption is the amount of fuel consumed per unit of power produced. It is an indication of the efficiency of the engine configuration and calibration. Actual BSFC is a function of compression, camshaft timing, cylinder head design, tune, ambient conditions, etc. The lower the BSFC number, the more efficiently the engine is making power. Engine dyno testing can provide exact BSFC data. To estimate the fuel requirements of your engine, use the examples below that best match your engine type. The reason we use a higher BSFC value to calculate fueling requirements for a supercharged engine is because of the parasitic losses or the power required to driving the supercharger that is never seen at the crank. In other words, a supercharged engine that dyno tests 450 hp at the crank, may actually be making 490 hp, but the supercharger and drive assembly is absorbing 40 hp, so you net out 450 hp.

Also, the heating effect of pressurizing the intake charge in a non-inter-cooled system also increases the fueling requirement of a super/turbocharged engine. Always remember that too lean of a mixture can result in spark knock, high combustion temperatures and engine damage. It's smart to be slightly on the rich or safe side.

Engine type	Gasoline	Alcohol
High compression	0.45 to 0.55	0.90 to 1.10
Low compression	0.50 to 0.60	1.00 to 1.20
Super/Turbocharged	0.55 to 0.65	1.10 to 1.30

There is one other parameter involved in properly sizing fuel injectors: duty cycle. This is the percent of time that the injector is actually open (which is also referred to as pulse width) vs. total time between firing events. When an injector is open 100% of that time, the injector is in what is called a static condition. For road-racing engines that are at maximum power for extended periods of time, the desired maximum safe duty cycle is 0.85. This ensures that the injector is closed a sufficient time to keep it from overheating. For a typical street engine that spends less than 1% of its time at maximum power, you could argue that a higher duty cycle could be used to calculate fueling needs. Typically we would not do this because again we want to error on the safe side. Some may ask why not just install the biggest injector you can find. Well it's the same analogy of putting an 850cfm carburetor on a Chevette motor; overkill at best, more like a controlled leak. One other thing to remember is that an injector can only open and close so fast, this is called minimum dynamic flow range. If the ECM, in an attempt to lean out a rich mixture, selects a pulse width that is shorter than the injector's minimum dynamic flow range, the injector becomes inconsistent in its ability to supply the required fuel. This results in poor engine performance, surging and stumbling. In other words bigger isn't always better.

Let's calculate the fueling requirements of a few engines to illustrate what we have been talking about.

For the first example let's take a stock Ford 5.0L Mustang motor that makes an advertised 215 hp and look at the very conservative approach Ford used to calculate the injector size for the factory engine by using the O.E. typically safe 0.80 duty cycle limit.

$$\text{Fuel injector size} = (215 \text{ hp} \times 0.55) / (8 \times 0.80) = 18.5 \text{ lbs./hr or the ACCEL/DFI p/n 150119 injector}$$

Now let's upgrade the engine with more efficient GT-40 type components that will lower the BSFC and use a more realistic 0.85 duty cycle limit. Ford says this combination of GT-40 parts will produce about 275 hp.

What injector size is required to support this?

$$\text{Fuel injector size} = (275 \text{ hp} \times 0.50) / (8 \times 0.85) = 20.1 \text{ lbs./hr or the ACCEL/DFI p/n 150121 injector}$$

Until now your only choice would have been to go with a 24 lbs./hr unit, which would be fine if the engine was making about 325 hp, but not ideal for 275 hp. Remember the comment about realistic horsepower; don't kid yourself! Now let's factor in an adjustable fuel pressure regulator as a tuning tool for this setup. By adjusting fuel pressure you can change the flow rating of a given injector. The calculation is simple, as long as you know the static flow rating of an injector at a specific pressure. For example ACCEL/DFI p/n 150121 flows 20.0 lbs./hr at 2.7 BAR or 39.6 PSI, which just happens to be where the stock Ford non-adjustable fuel pressure regulators are preset. As a point of reference, most GM factory fuel pressure regulators are preset at 3.0 BAR or 44.1 PSI. If we were to increase the fuel pressure from 39.6 PSI to 45 PSI, what will be the new flow rating of the ACCEL/DFI p/n 150121 injector?

$$\text{New flow rating} = [\text{square root of (new pressure / old pressure)}] \times \text{old flow rating}$$

$$\text{New flow rating} = [\text{square root of (45 PSI / 39.6 PSI)}] \times 20.0 \text{ lbs./hr} = 21.3 \text{ lbs./hr}$$

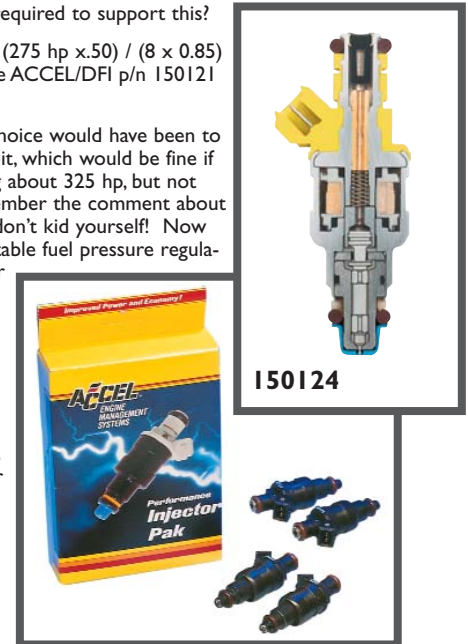
This increase in flow rating would support about 15 additional horsepower on our GT-40 engine. An adjustable fuel pressure regulator is an excellent tuning tool as long as the fuel pressure does not exceed 55 PSI, which is the limit that the stock fuel line fittings are designed to handle. So let's say we increase the fuel pressure up to 55 PSI, then the ACCEL/DFI p/n 150121 injector would be flowing 23.6 lbs./hr. But because ACCEL/DFI offers p/n 150123 that flows 23.1 lbs./hr at 39.6 PSI and 150124 that flows 24.3 lbs./hr at 39.6 PSI, radical increases in fuel pressure are not required to find the perfect match for your engine. The key is to make power efficiently, choosing the correct injector for your intended needs and using the adjustable pressure regulator as a fine tuning tool.

For the third example let's use Ford's new 392 crate motor p/n M-6007-A392. Out of the crate, using a 750cfm carburetor, this engine dyno tested at 453 hp with a .454 BSFC. Let's calculate the injector size you would need if the 392 were to be fuel injected.

$$\text{Fuel injector size} = (453 \text{ hp} \times 0.454) / (8 \times 0.85) = 30.2 \text{ lbs./hr units or the ACCEL/DFI p/n 150130 injector.}$$


As a point of reference, this same 392 crate engine has made over 530 hp on a dyno with Air Flow Research 185cc heads vs. stock GT-40X heads. To support this new-found power, using the same equation, larger 35.2 lbs./hr units or the ACCEL/DFI p/n 150136 would be needed. So when calculating injector size, if you are planning on large power adders in the future, keep in mind that you may have to upgrade your injector size. Just like if you might have had to put a bigger carburetor on a modified motor in the past.

ACCEL/DFI Performance Fuel Injectors are available in the 14 different pound flow ratings from 14 lbs./hr to 48 lbs./hr. They are available individually or come packaged in sets of 4, 6 and 8 packs to cover the most popular car, truck and SUV applications.





ACCEL Performance Fuel Injectors provide precise control of fuel delivery and atomization for increased power, improved throttle response and better fuel economy.



Featuring a high-impedance design to function properly with the specified vehicle's ECUs, ACCEL's Performance Fuel Injectors are all-new units, not remanufacture from used cores. They utilize a precision-ground Bosch-style pintle design, which produces a wide-angle conical spray pattern of 150 micron diameter droplets, providing an ultra-fine fuel atomization and maximum emulsification for improved burn efficiency. This pintle design also produces a more accurate and consistently more repeatable fuel flow control than either the ball valve seat/deflector plate or disk injector designs. ACCEL Performance Fuel Injectors are 100% flow tested, balanced and matched to within +/- 1.5% of their nominal pound/flow rating.


ACCEL Performance fuel injectors also feature an anti-plugging vapor cap that virtually eliminates carbon build-up. ACCEL's low-mass internal needle valve and high-pressure spring assembly ensure faster response time and greater dramatic response range. These Injectors also feature their noted flow rating permanently laser etched into the ACCEL-yellow molded top for the unmatched combination of great looks and instant recognition. They come complete and ready for installation with precision-molded O-rings and fine mesh fuel strainers.

ACCEL Performance Fuel Injectors are available in numerous flow ratings from 19 lbs./hr to 160 lbs./hr. They come packaged in sets of 4, 6 and 8 packs to cover the most popular car, truck and SUV applications.



High Impedance Injectors Technical data and specifications.

ACCEL Individual Injector Catalog p/n	Catalog lbs/hr Flow Rating	Static lbs/hr Flow Rating @ 2.7 BAR or 39.2 PSI	Static lbs/hr Flow Rating @ 3.0 BAR or 43.5 PSI	Static cc/min Flow Rating @ 3.0 BAR or 43.5 PSI	High Impedance Resistance Ohms
150114	14	13.4	14.1	148	14.4
150115	15	14.6	15.4	162	14.4
150117	17	16.4	17.3	182	14.4
150119	19	18.2	19.2	202	14.4
150121	21	20.0	21.1	222	14.4
150123	23	21.8	23.0	241	14.4
150124	24	23.1	24.3	255	14.4
150126	26	24.3	25.6	269	14.4
150130	30	27.9	29.4	309	14.4
150132	32	30.3	32.0	336	14.4
150136	36	35.2	37.1	390	14.4
150140	40	37.6	39.7	417	12.0
150144	44	41.6	43.9	461	12.0
150148	48	45.3	47.8	502	12.0



Applications

Cyl	Years	Application	Stock Replacement 4, 6 or 8 Pack	Plus													
				Level 1	Level 2	Level 3	Level 4	Level 5	Level 6	Level 7	Level 8	Level 9					
4	1988-94	Tempo, Topaz 2.3L	150414	150415	150417												
	1991	Escort, Tracer 1.9L	150414	150415	150417												
	1987-90	Mustang 2.3L	150414	150415	150417												
6	1986-98	Taurus, Sable 3.0L exc. SHO & FFV	150614	150615	150617												
	1988-90	Taurus, Sable 3.8L	150614	150615	150617												
	1990-92	Probe 3.0L	150614	150615	150617												
	1992-94	Tempo, Topaz 3.0L	150614	150615	150617												
	1988-90	Thunderbird, Cougar 3.8L	150614	150615	150617												
8	1986-89	Thunderbird, Cougar 5.0L	150814	150815	150817	150819											
	1986-91	Crown Vic, Grand Marquis 5.0L	150814	150815	150817	150819											
4	1991-93	Mustang 2.3L	150415	150417													
	1992-96	Escort, Tracer 1.9L	150415	150417													
6	1994-98	Mustang 3.8L	150615	150617	150619	150621											
	1989-95	Taurus, Sable 3.8L	150615	150617	150619	150621											
	1991-95	Thunderbird 3.8L	150615	150617	150619	150621											
	1991	Cougar 3.8L	150615	150617	150619	150621											
	1996-97	Thunderbird 3.8L	150615	150617	150619	150621											
8	1986-95	Mustang 5.0L	150819	150821	150823	150824	150826	150830	150832	150836	150840	150844					
	1991-93	Thunderbird 5.0L	150819	150821	150823	150824	150826	150830	150832	150836	150840	150844					
	1991	Cougar 5.0L	150819	150821	150825	150824	150826	150830	150832	150836	150840	150844					
6	1994-95	Taurus 3.8L Police	150621	150623	150624												



FUEL INJECTORS

Cyl	Years	Application	Stock Replacement 4, 6 or 8 Pack	Plus Level 1	Plus Level 2	Plus Level 3	Plus Level 4	Plus Level 5	Plus Level 6	Plus Level 7	Plus Level 8	Plus Level 9
Ford Cars (continued)												
8	1996-98	Mustang 4.6L SOHC	150821	150823	150824	150826	150830	150832	150836	150840	150844	150848
	1992-97	Crown Vic 4.6L SOHC	150821	150823	150824	150826	150830	150832	150836	150840	150844	150848
	1992-97	Grand Marquis 4.6L SOHC	150821	150823	150824	150826	150830	150832	150836	150840	150844	150848
	1991-94	Lincoln Town Car 4.6L SOHC	150821	150823	150824	150826	150830	150832	150836	150840	150844	150848
8	1993-95	Mustang Cobra 5.0L, Cobra R 5.8L	150826	150830	150832	150836	150840	150844	150848			
	1993-98	Lincoln Mark VIII 4.6L DOHC	150826	150830	150832	150836	150840	150844	150848			
	1993-98	Lincoln Continental 4.6L DOHC	150826	150830	150832	150836	150840	150844	150848			
	1996-98	Mustang 4.6L DOHC Cobra	150826	150830	150832	150836	150840	150844	150848			
6	1989-90	Thunderbird 3.8L SuperCoupe	150630	150632	150636	150640	150644	150648				
	1989-90	Cougar 3.8L XR-7 Supercharged	150630	150632	150636	150640	150644	150648				
6	1991-93	Thunderbird 3.8L SuperCoupe	150632	150636	150640	150644	150648					
	1991	Cougar 3.8L XR-7 Supercharged	150632	150636	150640	150644	150648					
6	1994-95	Thunderbird 3.8L SuperCoupe	150636	150640	150644	150648						
Ford / Mazda Trucks												
4	1998	Ranger 2.5L	150414	150415	150417							
	1998	B2500	150414	150415	150417							
	1985-94	Ranger 2.3L	150414	150415	150417							
	1994	B2300	150414	150415	150417							
	1986-87	Aerostar 2.3L	150414	150415	150417							
6	1986	Bronco II 2.3L	150614	150615	150617	150619	150621					
	1986-92	Ford Ranger / Bronco II 2.9L exc. 1990 Calib. 58F.T.H.S	150614	150615	150617	150619	150621					
	1991-97	Ranger 3.0L	150614	150615	150617	150619	150621					
	1994-97	B3000	150614	150615	150617	150619	150621					
	1986-97	Aerostar 3.0L exc. 1990 Calib. 9-56J-R11	150614	150615	150617	150619	150621					
	1987-89	Ford E-250 Truck 4.9L	150614	150615	150617	150619	150621					
	1987-91	Ford E-, F- Series Trucks 4.9L	150614	150615	150617	150619	150621					
	1995-98	Windstar 3.0L	150614	150615	150617	150619	150621					
4	1995-97	Ranger 2.3L	150415	150417								
	1995-97	B2300	150415	150417								
6	1990-96	Ford E-, F- Series Trucks 4.9L	150615	150617	150619	150621						
	1995	Windstar 3.8L	150615	150617	150619	150621						
6	1990-92	Ranger 4.0L	150621	150623	150624	150626						
	1991-92	Explorer 4.0L	150621	150623	150624	150626						
	1991-92	Navajo	150621	150623	150624	150626						
	1990-95	Aerostar 4.0L	150621	150623	150624	150626						
	1996-98	Windstar 3.8L	150621	150623	150624	150626						
8	1985-96	Ford E-, F- Series Trucks 5.0L	150821	150823	150824	150836						
	1988-96	Ford E-, F- Series Trucks 5.8L	150821	150823	150824	150836						
	1996-99	Ford E-, F- Series Trucks 4.6L	150821	150823	150824	150836						
	1996-99	Expedition 4.6L	150821	150823	150824	150836						
	1996-99	Ford E-, F- Series Trucks 5.4L	150821	150823	150824	150836						
	1998	Expedition, Navigator 5.4L SOHC	150821	150823	150824	150836						
8	1988-91	Ford E-, F- Series Trucks 7.5L	150824	150826	150830	150832						
8	1992-97	Ford E-, F- Series Trucks 7.5L	150826	150830	150832	150836						
GM Cars												
6	1985-90	Celebrity 2.8L	150615	150617	150619	150621						
	1985-92	Camaro / Firebird 2.8L / 3.1L	150615	150617	150619	150621						
	1985-86	Cavalier, Citation 2.8L	150615	150617	150619	150621						
	1990-94	Lumina 3.1L	150615	150617	150619	150621						
	1990-93	Corsica / Beretta 3.1L	150615	150617	150619	150621						
	1991-94	Cavalier 3.1L	150615	150617	150619	150621						
	1985	Skylark 2.8L	150615	150617	150619	150621						
	1989-93	Century, Skylark 3.3L	150615	150617	150619	150621						
	1987-89	Century, Regal 2.8L	150615	150617	150619	150621						
	1989-93	Regal 3.1L	150615	150617	150619	150621						
	1985-86	Cimarron 2.8L	150615	150617	150619	150621						
	1989-93	Achiva, Calais, Ciera 3.3L	150615	150617	150619	150621						
	1985-87	Firenza 2.8L	150615	150617	150619	150621						
	1988-93	Cutlass Supreme 2.8L / 3.1L	150615	150617	150619	150621						
	1986-89	Ciera 2.8L	150615	150617	150619	150621						
	1991-94	Sunbird 3.1L	150615	150617	150619	150621						
	1992-93	Grand Am 3.3L	150615	150617	150619	150621						
	1987-93	Grand Prix 2.8L / 3.1L	150615	150617	150619	150621						
	1986-91	6000 2.8L / 3.1L	150615	150617	150619	150621						
	1985-86	Fiero 2.8L	150615	150617	150619	150621						
6	1993-95	Camaro / Firebird 3.4L	150617	150619	150621	150623						
	1994-96	Corsica / Beretta 3.1L	150617	150619	150621	150623						
	1995-99	Lumina / Monte Carlo 3.1L	150617	150619	150621	150623						
	1997-99	Malibu 3.1L	150617	150619	150621	150623						
	1994-98	Century, Regal, Skylark 3.1L	150617	150619	150621	150623						
	1994-98	Achiva, Ciera 3.1L	150617	150619	150621	150623						
	1993-97	Cutlass Supreme 3.1L	150617	150619	150621	150623						
	1997-98	Cutlass 3.1L	150617	150619	150621	150623						
	1994-99	Grand Prix, Grand Am 3.1L	150617	150619	150621	150623						
6	1995-99	Camaro / Firebird 3.8L	150619	150621	150623	150624	150626					
8	1985-92	Camaro / Firebird 5.0L TPI	150819	150821	150823	150824	150826					
6	1991-95	GM 3.8L Series I Supercharged (1991-93 205hp, 94-95 225hp)	150621	150623	150624	150626	150630					
	1991-93	GM 3.4L DOHC (X) 215hp	150621	150623	150624	150626	150630					
8	1986	Corvette 5.7L iron head	150821	150823	150824	150826	150830					
	1989-91	Corvette 5.7L exc. ZR-1	150821	150823	150824	150826	150830					
	1989-92	Camaro / Firebird 5.7L TPI	150821	150823	150824	150826	150830					
8	1985	Corvette 5.7L TPI	150824	150826	150830	150832	150836					
	1986	Corvette 5.7L Aluminum head TPI	150824	150826	150830	150832	150836					
	1987-88	Corvette 5.7L TPI	150824	150826	150830	150832	150836					
	1987-88	Camaro / Firebird 5.7L TPI	150824	150826	150830	150832	150836					
	1992-93	Corvette 5.7L LT-I	150824	150826	150830	150832	150836					
	1993	Camaro / Firebird 5.7L LT-I	150824	150826	150830	150832	150836					
8	1994-96	Corvette 5.7L LT-I	150826	150830	150832	150836	150840	150844				
	1994-97	Camaro / Firebird 5.7L LT-I	150826	150830	150832	150836	150840	150844				
	1995-96	Impala SS & Full size 5.7L LT-I	150826	150830	150832	150836	150840	150844				
	1996	Corvette 5.7L LT-4	150826	150830	150832	150836	150840	150844				
	1996-97	Camaro / Firebird 5.7L LT-4	150826	150830	150832	150836	150840	150844				
6	1984-85	Buick 3.8L Turbo (9)	150630	150632	150636	150640	150644	150648				
	1986-87	Regal, GN 3.8L Turbo (7)	150630	150632	150636	150640	150644	150648				
	1989	Trans Am Turbo (7)	150630	150632	150636	150640	150644	150648				
GM Trucks												
6	1991-93	GMC Syclone/Typhoon 4.3L Turbo	150630	150632	150636	150640	150648					
European Cars												
6	1992-94	VW Corrado 2.8L VR-6	150621	150623	150624	150626						
	1993-96	VW Jetta 2.8L VR-6	150621	150623	150624	150626						
	1993-97	VW Passat 2.8L VR-6										



74607



74160

HIGH IMPEDANCE INJECTORS

INJECTOR SIZE	EACH	8-PAK
14lb each.....	150114.....	150814
15lb each.....	150115.....	150815
17lb each.....	150117.....	150817
19lb each.....	150119.....	150819
21lb each.....	150121.....	150821
23lb each.....	150123.....	150823
24lb each.....	150124.....	150824
26lb each.....	150126.....	150826
30lb each.....	150130.....	150830
32lb each.....	150132.....	150832
36lb each.....	150136.....	150836
40lb each.....	150140.....	150840
44lb each.....	150144.....	150844
48lb each.....	150148.....	150848



LOW IMPEDANCE INJECTORS

These are ACCEL/DFI's highest flowing, low impedance injectors. They also provide cone spray angle, which results in excellent atomization of the fuel, improved fuel economy and throttle response. The Performance Injectors are also the new anti-plugging type, which will forever eliminate problems that were once associated with carbon build up. Individually packaged.

DESCRIPTION	PART#
37 lb/Hr each	74615L
55 lb/Hr each	74612
72 lb/Hr each	74616
83 lb/Hr each	74607
96 lb/Hr each	74618
160 lb/Hr each.....	74160



LOW IMPEDANCE INJECTORS FOR HONDA PLUS

DESCRIPTION	PART#
195CC/M.....	151195
255CC/M.....	151255
370CC/M.....	151370

HIGH IMPEDANCE INJECTORS FOR HONDA PLUS

255CC/M.....	152255
195CC/M.....	153195
255CC/M.....	153255
260CC/M.....	153260
310CC/M.....	153310
260CC/M.....	154260
550CC/M.....	155550



NEW



ACCEL PERFORMANCE PLUS FUEL INJECTORS FOR HONDA PLUS


ACCEL Performance Plus Fuel Injectors provide precise control of fuel delivery and atomization for increased power, improved throttle response. They have flow ratings from 8% to 14% higher than stock factory injectors to match the fuel flow requirements to the horsepower gains produced from typical bolt-on performance items. Manufactured in both Low and High-impedance designs to function properly with the specified vehicles ECU's. Injectors are all new units, not remanufactured from used cores. Utilize a precision ground pintle, which produces a factory style spray pattern. These injectors are 100% flow tested, balanced and matched to within +/- 1.5% of their nominal pound / flow rating. Low-mass internal needle valve and high-pressure spring assembly ensures faster response time and greater dramatic response range.

The noted part number with inclusive cc/min flow rating is permanently laser etched into the molded top for instant recognition. Ready for bolt-in installation requiring no modifications to the fuel rail or intake manifold. Packaged individually. O-rings not included.

Honda Plus Fuel Injector Applications

Make	Years	Cyl	Model	Engine Notes & Comments	Engine Size	Stock Flow Type	Stock Flow Rating	ACCEL Injector p/n cc/min	ACCEL Flow Rating cc/min
ACURA	1995-96	5	2.5TL		2451cc	G25A4	235	152255	255
	1997	6	3.0L CL	SOHC 24V	2997cc	J30A1	240	154260	260
	1996-97	6	3.2 TL		3210cc		240	153260	260
	1996-97	4	Integra GS-R	DOHC 16V VTEC (170 HP)	1797cc	B18C1	235	153255	255
	1994-95	4	Integra GS-R	DOHC 16V VTEC (170 HP)	1797cc	B18C1	235	152255	255
	1994-95	4	Integra LS, RS	DOHC 16V (142 HP)	1834cc	B18B1	235	152255	255
	1992-93	4	Integra	DOHC 16V (130 HP)	1834cc	B18A1	235	152255	255
	1992-93	4	Integra	DOHC 16V VTEC (160 HP)	1678cc	B17A1	235	152255	255
	1997	6	NSX	DOHC 24V	3179cc	C32A1	275	153310	310
	1995-98	6	NSX	DOHC 24V	2977cc	C30A1	325	151370	370
HONDA	1995-97	6	Accord		2675cc	C27A4	235	151255	255
	1997	4	Accord	SOHC 24V	2997cc	J30A1	240	154260	260
	1994-96	4	Accord DX, LX, SE	SOHC 16V (130 HP)	2156cc	F22B2	235	151255	255
	1994-97	4	Accord EX	SOHC 16V VTEC (145 HP)	2156cc	F22B1	235	151255	255
			except Honda p/n 06164-POA-AOO						
	1991-93	4	Accord EX, SE	SOHC 16V (130 HP)	2156cc	F22A6	235	151255	255
	1990-93	4	Accord DX, LX	SOHC 16V (125 HP)	2156cc	F22A1, 4	235	151255	255
	1987-89	4	Accord		1955cc	A20A3	235	151255	255
	1986	4	Accord		1955cc	BS	235	151255	255
	1985	4	Accord		1829cc	ES3	180	151195	195
	1996-97	4	Civic CX, DX, LX	SOHC 16V (106 HP)	1590cc	D16Y7	180	153195	195
	1996-97	4	Civic EX	SOHC 16V VTEC (127 HP)	1590cc	D16Y8	240	153260	260
	1992-95	4	Civic	SOHC 16V VTEC (125 HP)	1590cc	D16Z6	235	152255	255
	1992-93	4	Civic	SOHC 16V (102 HP)	1493cc	D15B7	235	152255	255
	1992	4	CRX Si	SOHC 16V VTEC (125 HP)	1590cc	D16Z6	235	152255	255
	1988-91	4	Civic, CRX Si		1590cc	D16A6	235	151255	255
	1988-91	4	CRX		1493cc	D15B6	180	151195	195
	1988	4	CRX		1493cc	D15B6	235	151255	255
	1987	4	Civic, CRX		1488cc	D15A3	180	151195	195
	1986	4	Civic, CRX		1488cc	EW4	180	151195	195
	1985	4	CRX		1488cc	EW3	180	151195	195
	1997	4	CR-V		1973cc	B20B4	240	154260	260
	1996-97	4	Del Sol Si	SOHC 16V VTEC (125 HP)	1590cc	D16Y8	240	153260	260
	1996-97	4	Del Sol Si	DOHC 16V VTEC (160 HP)	1590cc	B16A3	240	153260	260
	1996-97	4	Del Sol S	SOHC 16V (115 HP)	1590cc	D16Y7	180	153195	195
	1994-95	4	Del Sol Si	DOHC 16V VTEC (160 HP)	1590cc	B16A3	235	152255	255
	1993-95	4	Del Sol S	SOHC 16V (102 HP)	1493cc	D15B7	235	152255	255
	1993-95	4	Del Sol Si	SOHC 16V VTEC (125 HP)	1590cc	D16Z6	235	152255	255
	1995-97	4	Odyssey		2156cc	F22B6	235	151255	255
	1997	4	Prelude	DOHC 16V VTEC (195 HP)	2157cc	H22A4	275	153310	310
	1993-96	4	Prelude	DOHC 16V VTEC (190 HP)	2157cc	H22A1	325	151370	370
	1992-96	4	Prelude S	SOHC 16V (135 HP)	2156cc	F22A1	235	151255	255
	1992-96	4	Prelude SE, Si, SR	DOHC 16V (160 HP)	2259cc	H23A1	235	151255	255
	1990-91	4	Prelude Si		2056cc	B21A1	235	151255	255
	1988-91	4	Prelude Si		1958cc	B20A5	235	151255	255
	1987	4	Prelude		1955cc	A20A3	235	151255	255
	1985-86	4	Prelude Si		1955cc	BT	235	151255	255

Note: the last three digits of the injector p/n's denoted the flow rate in cc/min.



NEW!

ACCEL/DFI DUAL SYNC DISTRIBUTORS

- One distributor generates two signals, cam and crank for sequential fire fuel injected motors
- All popular applications available
- LED readout allows you to sync up without expensive equipment
- Billet distributor housings
- Large or small diameter cap with HEI type male tower design with screw on wire retainer

Dual Sync ignition adapter harness Part Number 77101* is required for all Dual Sync distributor installations.

LARGE CAP CONVERSION KIT

Includes cap, rotor, wire retainer and adapter.
V8 Applications.....77095

DESCRIPTION	DFI Dist. PART#	DFI Dist. Cap PART#	DFI Wire Retainer PART#	DFI Rotor PART#	DFI Steel Gear PART#	DFI Bronze Gear PART#
AMC (290-401) V8, small cap†	77601	74071	74078	74075		74080
Buick (215, 300, 340, 350ci) V8 small cap	77301	74071	74078	74075	74081	
Buick (400-430-455) V8 small cap†	77441	74071	74078	74075	74082	
Cadillac (368, 425, 472-500) V8 small cap	77548	74071	74078	74075	74083	74084
Chevy V8 small cap	77100	74071	74078	74075	74083	74084
Chevy V8 large cap	77190	74072	74079	74076	74083	74084
Chevy V8 small cap tall deck	77100T	74071	74078	74075	74083	74084
Chevy V8 large cap tall deck	77190T	74072	74079	74076	74083	74084
Corvette V8 w/tach drive small cap	77110	74071	74078	74075	74083	74084
Chevy 4.3L V6 small cap	77151	74073		74077	74083	74084
Chrysler B (383) V8 small cap	77701	74071	74078	74075		
Chrysler Hemi (392) V8 small cap	77707	74071	74078	74075		
Chrysler "LA" (318-360) V8 small cap	77901	74071	74078	74075		
Chrysler R-B (440) V8 small cap	77801	74071	74078	74075		
Ford SB V8 small cap	77201	74071	74078	74075	74085	74086
Ford SB V8 large cap	77291	74072	74079	74076	74085	74086
Ford 351 Windsor V8 small cap	77207*	74071	74078	74075	74087A*	74088A*
Ford 351 Windsor V8 large cap	77297*	74072	74079	74076	74087A*	74088A*
Ford BB (351C-429-460) V8 small cap	77204	74071	74078	74075	74089	74090
Ford BB (351C-429-460) V8 large cap	77294	74072	74079	74076	74089	74090
Honda 1.6L-1.8L small cap	77313	74074	74078	74075		
Honda 1.6L-1.8L large cap	77393	74094	74079	74076		
Oldsmobile V8 small cap	77401	74071	74078	74075	74091	
Oldsmobile V8 large cap	77491	74072	74079	74076	74091	
Pontiac V8 small cap	77580	74071	74078	74075	74092	74093
Porsche 911 small cap (SHOC only)†	77911	74073		74077		
Ford Big Block FE small cap	77200					
Ford Big Block FE large cap	77290					

Note: 77911*, 77151* and 77313* are equipped with a female tower cap. All other caps have a male tower cap. 77441, 77601, 77911 requires the use of an OE style gear which is not included.

*Denotes press-on gears †Uses stock gears

ACCEL/DFI CAMSHAFTS DESIGNED FOR FUEL INJECTION

You've heard it before: the internal combustion engine is nothing more than an air pump. The more air pumped in and pumped out, the more power can be generated. Well, it's a little more involved than this but it's a good analogy. It's relevant here because intake manifold design can be made most powerful when tailored around a specific camshaft profile and vice versa.

By specifying valve-timing events with known intake manifold parameters, we maximized the "ram effect" of the resonant pressure wave band of the ACCEL/DFI plenum/runner combinations. This fills the cylinder with

as much intake charge as possible for peak volumetric efficiency and maximum performance. Thorough, repetitive dynamometer testing has been performed to verify engineering calculations and fine-tune the design of the Super-Ram profiles.


ACCEL/DFI Roller camshafts are equipped with a unique feature: prior to final journal grinding, a cast iron distributor drive gear and rear cam journal are pressed onto the remainder of the hardened camshaft. This eliminates the need to use a bronze distributor gear, which has to be inspected and replaced frequently due to normal wear of the soft bronze material.

SUPERRAM™ HYDRAULIC ROLLER CAMS (LIFTERS NOT INCLUDED)

DESCRIPTION	APPLICATION	DURATION @ .050"		VALVE LIFT		LOBE SEP. ANGLE	PART NO.
		INTAKE	EXHAUST	1.5 RATIO ROCKERS	EXHAUST		
Fairly smooth idle, strong low speed and midrange torque. Works well with stock intake manifold and ported heads.	SBC 1987-present w/OEM roller cam	211	219	.499	.525	110/114	74211
Fairly smooth idle, strong low speed and midrange torque. Works well with stock intake manifold and stock heads.	SBC 1987-present w/OEM roller cam	213	219	.462	.471	112	74216
Rough idle. Needs headers and gears. Works well with Super-Ram intake manifold and ported heads.	SBC 1987-present w/OEM roller cam	218	218	.525	.525	112	74219
Specially designed for use with Superchargers.	SBC 1987-present w/OEM roller cam	215	220	.500	.510	114	74220



74211



These premium quality pressure regulators provide stable fuel pressure under the most demanding conditions. Adjustable Fuel Pressure Regulators allow adjustments for increased fuel volume and superior fuel atomization. Stock Ford 5.0L systems operate at 39 psi, while 305 and 350 TPI systems are factory set at 45 psi (except 1985 350 TPI; 39 psi).

ADJUSTABLE REGULATORS

Chevy LT I	74758
Chevy LT I 94-97 except Corvette	74566
Chevy TPI	74750
Corvette LT I 92-96	74565
DFI rail mount	74560
Ford 4.6L 94-98	74562
Ford assembly	74753
Mustang 5.0L 86-93	74561
Universal high flow	74567 NEW!

NON-ADJUSTABLE REGULATORS

DFI rail mount	74751
----------------------	-------

FUEL PRESSURE GAUGE KITS AND ACCESSORIES

- Monitors fuel pressure to ensure that the pump and filter are performing properly.
- By adding an adjustable pressure regulator, the gauge may be used to increase or decrease pressure for maximum power.

Ford 5.0L EFI	74725
Chevy SB TPI	74726
Chevy SB LT I	74745
Pressure regulator spacer - Rail Mount	74755
Regulator block - Rail Mount	74756
Fuel pressure regulator return fitting	74834



FUEL MASS REQUIREMENT CALCULATIONS

To calculate how much fuel flow you will need, follow these steps:

Estimated HP x BSFC - Use .5 for Naturally Aspirated, .55 for Nitrous or .6 Forced Induction = #/hr required fuel flow

Example - 500HP x .5 BSFC (Naturally Aspirated) = 250#/hr fuel flow

- 500HP x .55 BSFC (Nitrous Oxide) = 275#/hr fuel flow

- 500HP x .6 BSFC (Forced Induction) = 300#/hr fuel flow

HIGH PRESSURE ELECTRIC FUEL PUMP

This powerful electric fuel pump flows 435#/hr at 45 psi for engines producing up to 870 HP Naturally Aspirated or 725 HP Forced Induction.

- High Pressure Electric Fuel Pump – 435#/hr74702
- Fuel Pump Mounting Bracket74710
- High Flow 8AN Fuel Pump Fitting (for 74702)74711H
- High Flow 6AN Fuel Pump Fitting (for 74702)74711

UNIVERSAL FUEL PUMPS **NEW!**

ACCEL now offers a lower cost fuel pump for 400 HP Naturally Aspirated or 330hp Forced Induction applications. The pump includes mounting brackets.

- 200#/hr at 45 psi Fuel Pump74701
- Universal In-Line 300#/hr @ 45PSI (Type 1)75701
- Universal In-Line 400#/hr @ 45PSI (Type 2)75702

HIGH-FLOW FACTORY REPLACEMENT PUMPS **NEW!**

- GM Cars and Trucks '85-'92 mounts in factory hanger (Type 2)75703
- Buick GN '84-86 mounts in factory hanger (Type 2)...75704
- Ford Mustang '85-'97 (except 96-'97 Cobra) complete with mounting hanger provided (Type 2)75705
- Ford Mustang '85-'97 (except 96-'97 Cobra) mounts in factory hanger -not included (Type 2)75706
- Honda Civic '92-'00 mounts in factory hanger (Type 2)...75707
- Acura Integra '94-'99 mounts in factory hanger - not included (Type 2)...75708


Note: Type 1 pumps rated at 300#/hr flow @ 45psi
Type 2 pumps rated at 400#/hr flow @ 45psi




74702




74710



74711



74711H



74701



75701



75705



75706



75709

NEW!

ULTRA-HIGH PERFORMANCE FUEL PUMPS

These pumps are designed for use with Nitrous, Supercharger, Turbo or extreme Normally Aspirated applications that demand extreme fuel flow at elevated pressures.

Universal In-Line 500#/hr @ 60PSI75709
(1000HP Naturally Aspirated or 840HP
Forced Induction)

Universal In-Line 840#/hr @ 60PSI75710
(1680HP Naturally Aspirated or 1400HP
Forced Induction)



75710

HIGH PRESSURE FUEL FILTER

Stainless steel, two-piece laser welded construction, ACCEL/DFI's high-pressure fuel filters can withstand up to 100 psi. These filters trap particles as small as 5 microns and prevent contaminants from obstructing flow or causing fuel injector leakage between pulses.

High Pressure Fuel Filter74720




74720

HIGH FLOW FUEL FILTER FITTINGS

Anodized in a rich gold, these fittings allow the highest flow rate possible of any Saginaw fitting available. Complete with O-rings, these fittings now accept both 6AN and 8AN fuel line.

High Flow 8AN Fuel Filter Fittings (2/set)74743H

High Flow 6AN Fuel Filter Fitting74721



74743H

JUMPER LINES

The kit consists of three 12" long, 3/8" diameter steel tubes and one 12" long, 5/16" diameter steel tube with the Saginaw flare used in stock GM fuel injection systems. It allows direct connection to TPI fuel rails and ACCEL/DFI's High Pressure Fuel Filter.

Jumper Line Kit
(includes three 3/8" of one 5/16" lines)74731

3/8" Jumper Line Only74731A

5/16" Jumper Line Only74731B



74731



INDIVIDUAL MANIFOLDS AND ACCESSORIES

ACCEL's Single Plane **Pro-Ram** manifolds can be used with either carburetion or port fuel injection. The manifolds produce excellent power from 2000 RPM to 6500 RPM. They have optimized runners for precise air delivery and correct air distribution, and fit standard production cylinder heads.

The new **Super-Ram** manifold increases manifold port volume and re-contours port shape for increased inlet air flow while maintaining high flow velocity, providing maximum charge density. The Super-Ram manifold accepts OEM TPI runners or ACCEL High Flow TPI runners or ACCEL Super-Ram Plenum/Runners Kit. ACCEL's Super-Ram manifold is equipped with EGR ports for use with vehicles originally equipped with EGR.

ACCEL's **Super-Ram Plenum and Runners** are available as a kit for TPI-equipped vehicles. Consisting of the plenum and runners, this kit bolts onto the stock GM manifold base or ACCEL's Super-Ram manifold base. This new manifold configuration significantly improves volumetric efficiency for more horsepower and torque. The plenum lid is removable to enable plenum-to-runner port matching.

It has become common knowledge that modifying TPI intake runners can significantly affect performance characteristics of the small block Chevy. ACCEL engineers have spent hundreds of hours on the flow bench and at the dyno developing the optimum balance of port volume and velocity to ensure that the ACCEL TPI runner design outperforms any other existing runner design. These new ACCEL castings are precision machined for unequalled port shape consistency and easy bolt-on installation. ACCEL runners #74195 are equipped with cold start valve plug kit for 1988-85 applications. The runners' cold start valve passages are also blocked off.

NEW!



74882



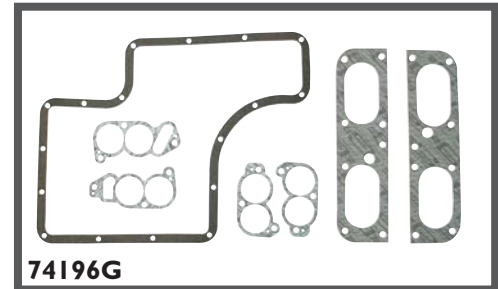
74197



74139



74140



74196G

- Plenum Adapter (90* angle) 4150 flange74882
- Chevy SB Pro Ram - single plane - manifold w/ rails74139
- Chevy SB Pro Ram - single plane – manifold only ..74140
- Chevy SB Super Ram gasket kit74196G
- Chevy SB Super Ram manifold base74197
- Chevy SB Super Ram LTI base74197L
- Chevy SB Super Ram throttle bracket74200
- Chevy BB Pro Ram - single plane - oval port74202E
- Chevy BB Pro Ram - single plane - rectangle port74202D
- Chevy BB Super Ram throttle bracket74194
- Chevy BB Super Ram oval port base74202C
- Chevy BB Super Ram plenum74202P
- Chevy BB Super Ram rectangle port base74202B

INDIVIDUAL MANIFOLDS AND ACCESSORIES



- Chevy LT1 Super Ram manifold base74197L
- Small Block Super Ram F-body plenum
and runners74196F
- Ford SB 289-302 Pro Ram
manifold w/rails74302SR
- Large EGR block off plate74203L
- Small Block Super Ram plenum and runners74196
- Small EGR block off plate74203S
- Super Ram billet plenum lid74198
- TPI gasket kit (stock replacement)74831
- TPI High flow plenum (85-89)74189E
- TPI High flow plenum (89-91)74189L
- TPI High flow runners (85-88)74195
- TPI High flow runners (89-91)74199
- TPI High flow runner gasket kit74195G




74202D



74202C



74194



74196F



74203L



74202P



74302SR




74203S



74197L



74196



74195G

BILLET THROTTLE BODIES

4150 series flange

DFI's Billet aluminum throttle body is CNC machined to precise tolerances. The throttle blades are hand lapped to provide minimum air leakage while providing excellent idle control. Stainless throttle shafts provide excellent corrosion resistance for marine use. Staged progressive linkage guarantees unparalleled drivability. The throttle body comes with integral TPS and IAC.

1000cfm w/IAC & TPS74202PM
1000cfm w/o IAC & TPS74202PL
1200cfm w/IAC & TPS74202S4
1350cfm w/IAC & TPS74202S3
1550cfm w/IAC & TPS74202S2*

*Requires template to check for throttle blade clearance

Progressive Linkage kit74066
-------------------------------	--------

Individual parts:

Linkage (Dogbone)74067
Primary arm74068
Secondary arm74069
Cast Throttle body only (4 barrel)...750 cfm74137
Cast Throttle body only (4 barrel)...1000 cfm74138

Dominator 4500 series flange


DFI's dominator series throttle bodies are a twin blade design similar to the 74202S2 that allows maximum airflow for extreme high RPM and large displacement applications. Dyno proven to enhance torque and horsepower output from your race motor over the entire RPM range. This is the ultimate in air-flow metering for your engine....period.

2600cfm Dominator w/IAC & TPS74208*
-------------------------------------	---------

*Requires template to check for throttle blade clearance

THROTTLE BODIES FOR GM


Bolt on more inlet airflow than any ported, honed, or modified OEM throttle body! This 58mm unit is CNC machined from aluminum billet to precise, leak proof throttle operation. Stock GM throttle blades screw onto a flat surface machined onto the throttle shaft. High airflow entering the throttle body can exert such force as to produce bending and misalignment of the throttle blades. ACCEL/DFI solves this problem by using a slotted throttle shaft. As the throttle blades fit into the shaft's slots, clamping force is significantly increased and bending is eliminated. ACCEL/DFI also spins the end of the throttle shaft over the throttle linkage for increased durability. ACCEL/DFI High Flow Billet Throttle Bodies fit OEM General Motors Tuned Port Manifolds as well as all ACCEL/DFI Super-Ram Manifolds.



NEW!



NEW!





THROTTLE BODIES FOR GM

- Complete billet assembly w/filter adapter (1985-1988 GM TPI)74190
- Complete billet assembly w/filter adapter (1989-1992 GM TPI except LT-1)74191
- Air filter adapter kit74192
- Accessory kit (includes IAC motor, coolant cover, TPS, clean air cover)74193

Race – Single Blade

The monoblade race version throttle body for extreme street and race applications has arrived! This throttle body is dyno proven to enhance the performance of your engine. Dyno results showed an improvement of 20ft-lbs of torque and 27 horsepower over a twin 52mm setup on a 490Hp 383cid motor. It does not impede high velocity airflow which makes it ideal for nitrous, supercharged or turbocharged engines.

- Complete billet assembly w/filter adapter 1200cfm monoblade universal **NEW!** .74190R

THROTTLE BODY FOR LT1 POWERED VEHICLES

ACCEL/DFI introduces a billet aluminum Throttle Body for 1992-1996 six-speed Corvettes, and 1993-1997 LT1 six-speed Camaros (except 1993 with traction control and cruise control). The 58mm high-flow billet Throttle Body is capable of airflow up to 1000 CFM, and is a direct replacement for the factory Throttle Body. The Throttle Body does not include IAC housing, clean air cover, IAC or TPS.




- Billet Throttle Body 1992-97 LT1 Six speed74191L

TBI THROTTLE BODY

- Cast 750CFM TBI throttle body w/fuel rails, w/o electronics (4 barrel)74135B

GASKETS

- Throttle Body Gasket Kit (complete)74190G
- Front, 2-Bbl., 1000 CFM Air Cleaner Adapter To Main Body74832
- Rear, 2-Bbl., 1000 CFM Main body to Plenum74833



FUEL RAILS AND INJECTOR PARTS

Chevy SB Pro Ram fuel rail left	.74735
Chevy SB Pro Ram fuel rail right	.74736
Cold start plug kit	.74820
Fuel rail 1' extruded	.74734-1
Fuel rail 2' extruded	.74734-2
Fuel rail 3' extruded	.74734-3
Fuel rail 4' extruded	.74734-4
Fuel rail 5' extruded	.74734-5
Fuel rail 6' extruded	.74734-6
Injector bushings - set of 8	.74740
Injector nozzle clip/super ram	.74732C
Injector o-ring set of 8	.74741
Multipoint injector connector kit - set of 8	.74802

TPI FUEL RAIL ASSEMBLY

This high quality fuel rail assembly was especially designed for TPI-equipped small block Chevrolets. It is also used on ACCEL/DFI Super-Ram EFI Systems for small blocks. For easier installation, coat the injector O-rings lightly with light oil prior to fitting the rail assembly over the injectors.

Small Block Chevrolet with TPI or ACCEL/DFI Super-Ram/Street Ram EFI	.74704
TPI Super Ram, Street Ram, Fuel Rail Fitting Kit	
3/8 Saginaw to 6AN	
5/16 Saginaw to 6AN	.74730

FUEL RAILS FOR FORD 5.0 & 5.8 LITER ENGINES

Kit comes complete with rails, cross over lines and adjustable boost proportional (35-100 PSI) fuel pressure regulator.

- Designed to work with all popular intake manifolds
- Adjustable brackets for easy mounting
- CNC-machined for exact fit
- Designed to flow enough fuel to support up to 2000 hp

NEW!

Fuel rail kit for Ford 5.0L & 5.8L	.77306
Ford SB 289-302 Pro Ram Stainless Steel tube kit	.74303
Ford Fuel Line Adapters	.74304



74820



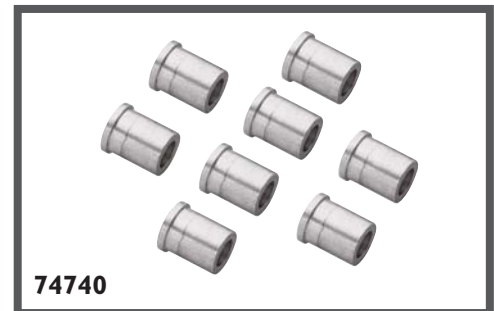
74734-1



74734-2



74734-3



74740



74704



74304



77306



77761

HEATED OXYGEN SENSOR (O²)

This sensor measures the amount of oxygen in the exhaust gases in order to tell the ECM how much fuel to inject for optimum air-fuel mixture. ACCEL/DFI's gas-tight ceramic body uses zirconium dioxide stabilized with yttrium oxide for high durability and accurate measurement. Platinum electrodes ensure positive catalytic reaction.

- Heated Oxygen Sensor Only
(HEGO-Narrow Band)77761
- Linear Oxygen Sensor Control Kit
(UEGO-Wide Band)77063
- Linear Oxygen Sensor Only
(UEGO-Wide Band)77065



77063



- Linear Oxygen Sensor Accessory Kit
w/Digital Gauge77063S



74764

MANIFOLD ABSOLUTE PRESSURE SENSOR (MAP)

This sensor monitors manifold vacuum, varying output voltage to the ECU as a function of load placed on the engine, providing necessary data to control fuel enrichment.

- MAP Sensor – 1 Bar...Vacuum only74764
- MAP Sensor – 2 Bar...Vacuum to 15PSI74776
- MAP Sensor – 3 Bar...Vacuum to 30PSI74777



74763

THROTTLE POSITION SENSOR (TPS)

The TPS Sensor attaches to the throttle body telling the ECU the amount of throttle opening. ACCEL/DFI's TPS sensor uses high resistance material with an extra light wiper arm for accurate throttle angle measurement and long service life.

- Throttle Position Sensor-Super-Ram Systems74763
- Throttle Position Sensor-TBI Systems74781




74781

COOLANT TEMPERATURE SENSOR (ECT)

ACCEL/DFI's Coolant Temperature Sensor employs a thermistor to obtain accurate measurement of engine temperature. As the engine warms, thermistor resistance decreases, letting the ECU know that it can reduce fuel enrichment.

- Coolant Temperature Sensor74765
- LSI/Honda (12mm x 1.5)
Coolant Temperature Sensor74765M




74765



AIR TEMPERATURE SENSOR (IAT)

ACCEL/DFI electronic fuel injection systems monitor inlet air temperature to provide the ECU with more accurate status of engine operating conditions. This Air Temperature Sensor is a replacement for the unit supplied with ACCEL Super-Ram EFI Systems. It helps determine the proper amount of fuel to inject.

Air Temperature Sensor74773



IDLE AIR CONTROL MOTOR (IAC)

The Idle Air Control permits the ECU to control idle speed by extending or retracting the IAC valve, thereby controlling air-flow around the throttle plates. ACCEL/DFI's premium quality IAC motor is equipped with precision wound windings for quick response and die-cast valve for consistent airflow.

IAC Motor – Super-Ram Systems74766

IAC Motor Housing (Ford)74769

IAC Motor adapter plate (Ford)74770

IAC Motor adapter plate & housing74770A

Remote Mount IAC Housing (3/8" NPT)74778H

Remote Mount IAC Filter74778


IAC Motor (Hi-Flow)74779



WEATHERPROOF ELECTRICAL CONNECTORS

ACCEL/DFI's Weatherproof Connectors provide OEM grade connections for do-it-yourself harness construction. Each package includes a male and female connector housing with the corresponding number of wire seals and terminals.

- 1 Pin.....74811
- 2 Pin.....74812
- 3 Pin.....74813
- 4 Pin.....74814
- 5 Pin.....74815
- 6 Pin.....74816



RELAYS

Micro Relay (20 amp)...Gen 6 applications74762

Standard Relay (30 amp)...Gen 7 applications74775





SMALL BLOCK CHEVY SUPER RAM GASKET KIT

ACCEL/DFI now offers a complete replacement gasket kit for the Super Ram Manifold. The kit includes the following gaskets:

- Lid to Plenum
- Runners to Plenum
- Runners to Base

Small Block Chevy Super Ram Gasket Kit74196G

TPI GASKET KITS

ACCEL/DFI now offers a complete replacement gasket kit for the L98 style high flow runners. Kit fits both 74195 and 74199 runner kits. The set includes:

- Lid to Plenum
- Runners to Plenum gaskets
- Runners to Base gaskets

TPI Gasket Kit, 88-8574195G

THROTTLE BODY GASKET KIT

ACCEL/DFI now offers a complete replacement gasket kit for the 1000 cfm billet throttle body. The 74190G kit can be used with both the 74190 and 74191 throttle bodies. The set includes air cleaner adapter to throttle body gasket, and throttle body to plenum gasket.

Throttle Body Gasket Kit74190G

CALMAP GENERATION 7+ SOFTWARE & PROGRAMMING ACCESSORIES

Generation 7+ software on CD (software only)77993

Generation 7+ software, standard key
w/ 25 ft cable77990L

Generation 7+ software, standard key
w/ 5 ft cable77990S

Generation 7+ Standard key only77003S

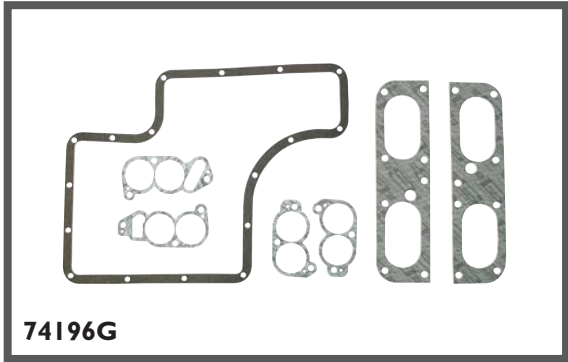
Generation 7+ Pro key only77003P

Generation 7+ software, ECM flash
upgrade & no key77003U


Generation 7+ software, ECM flash upgrade
w/std key77003SU

Generation 7+ software, ECM flash upgrade
w/pro key77003PU


Generation 7+ Calmap Cable only, 25 ft77991



74196G



74195G



74190G



77990S



CONVERSION KIT - CARBURETOR TO MULTIPOINT


CONVERTS CARBURETED MANIFOLDS TO MULTIPOINT FUEL INJECTION!




This kit provides the hardware required to convert single plane, dual plane or tunnel ram intake manifolds (with 4150 series flange bolt pattern) to multipoint fuel injection. The 58mm bore plenum adapter replaces the old carburetor and accepts a GM throttle body or ACCEL/DFI's 1000 CFM High Flow billet throttle body. Simply machine the carbureted manifold to accept the eight-injector adapter bushings, which are then welded or epoxied in place. The portion of the bushing that extends into the manifold port is ground away to maintain unobstructed airflow. Un-machined extruded aluminum fuel rails are included to provide fuel delivery to the injectors. See the Injector Selection Guide on page 12 to determine the optimum ACCEL/DFI fuel injector for your specific engine. Using ACCEL/DFI's Spark Fuel System and CALMAP Calibration Software, tuning for peak performance and economy is easily accomplished. With some basic machining and knowledge of engine tuning, the quicker starting, crisper throttle response, added horsepower, and improved fuel economy of multipoint fuel injection are achievable with any engine.

Conversion kit includes plenum adapter, (2) 18" fuel rails, and (8) injector bushings74801

The following ACCEL/DFI components are not included in this kit but are recommended to complete this conversion:

- Billet Throttle Body 1000 CFM74190
- PowerFilter™ Air Filter72100
- Fuel Pressure Regulator74751
- High Pressure Fuel Pump 870 HP (max.)74702
- Throttle Body Accessory Kit74193
- High Pressure Fuel Filter74720
- Fuel Filter Fitting Kit74721
- Fuel Rail Extrusion, 12" Length74734-1





Air temperature sensor	.74773
Buick/GN injector harness	.74693
Buick/GN main wire harness	.74694
Buick/GN TPS/MAP harness	.74696
Chevy injector harness	.74681
Chevy main wire harness	.74680
Coolant temperature sensor	.74765
Fitting, 3/8 - 1/4 adaptor	.74746
Fitting, 3/8 - 6AN	.74748A
Fitting, 3/8 NPT/6AN	.74743
Fitting, 5/16 to 6AN	.74748B
Fitting, 6AN/6AN tee	.74747
Fitting, 6AN-90 degree	.74744
Fitting, Super Ram fuel pressure regulator	.74834
High flow filter fittings 8AN	.74743H
Fitting, vacuum	.74836
Ford injector harness	.74687
Ford main harness	.74686
Fuel rail spacer, set of 8	.74739
Fuel rail valve cap	.74738
Fuel rail valve	.74737
Heated O2 sensor	.74761
Idle speed control motor adaptor	.74770
Idle speed control motor housing	.74769
Idle speed control motor	.74766
Injector harness - tunnel ram	.74695
IPU crank trigger harness kit	.74688
Jumper line 3/8"	.74731A
Jumper line 5/16"	.74731B
Jumper line kit 3/8" & 5/16"	.74731
Map sensor 1 bar	.74764
Map sensor 2 bar	.74776
Map sensor 3 bar	.74777
Micro relay auto	.74762
Micro relay, marine	.74775
Multistage NOS harness kit	.74697
TPI fuel rail fitting kit	.74730
TPS sensor (Super Ram Systems)	.74763
TPS sensor (Ford)	.74781
Fan control kit	.74171
Torque converter lock-up kit	.74172
Knock control harness	.74173
Knock control kit-Chevy BB - includes module, sensor	.74175
Knock control kit-Chevy SB - includes module, sensor	.74174
Single stage NOS harness kit	.74253

TORQUE CONVERTER LOCKUP CONTROL KIT


With this kit installed, you control your torque converter's lockup characteristics. ACCEL/DFI's Torque Converter Lockup Control Kit connects GM's 700-R4 4 speed automatic transmissions to ACCEL/DFI Super-Ram and Spark/Fuel Management System harnesses. Now you can preset the engine speed and throttle position at which torque converter lockup occurs. Connecting your PC or laptop to the ACCEL/DFI ECM, and using CalMap software, simply enter the ECU Configuration section and type the desired converter lockup throttle position and RPM.

ACCEL Super-Ram EFI and ACCEL/DFI Spark/Fuel Management with GM 700-R4 automatic trans **Gen 7...77172 Gen 6...74172**



KNOCK CONTROL KITS

Knocking or pinging is the sound produced when a portion of the air-fuel mixture in the combustion chamber self-ignites independent of the flame front initiated by the spark plug discharge. Its consequences can range from high engine temperatures to broken valves and pistons, depending on the severity. With the advances of modern electronics, vehicle manufacturers can now monitor knock and automatically retard ignition timing to eliminate it. ACCEL/DFI's Knock Control Kits adapt Super-Ram and Spark/Fuel Management Systems to GM's knock sensing devices. Use the 74173 kit to connect your stock GM knock sensor and module to ACCEL Super-Ram EFI or Spark/Fuel Management Systems. The 74174 and 74175 kits also include the knock sensor and module, specifically tuned for either small block or big block Chevrolet engines.



	<u>Gen 7</u>	<u>Gen 6</u>
Harness Adapter with Knock Sensor and Module-Chevy SB.....	77174	74174
Harness Adapter with Knock Sensor and Module-Chevy BB	77175	74175
Harness Adapter Kit Only.....	77173	74173



COOLANT FAN CONTROL KIT

This harness adapter kit lets you specify the exact coolant temperature at which the electric coolant fan is switched on. This kit connects your vehicle's fan to your ACCEL/DFI harness and also uses OEM-style wiring and connectors for trouble-free installation and reliable operation. Using your PC or laptop computer and ACCEL/DFI's CalMap software, simply enter the ECM Configuration section and type in the desired "Fan On" temperature. The ECM will store the number and automatically switch the fan on whenever this temperature is reached. One kit is required for each of the two fan outputs on the Generation 7+ system.


Coolant fan control kit **Gen 7...77171 Gen 6...74171**



F-BODY CONVERSION KIT

Now you can use the late model (1992-87), small diameter Camaro/Firebird V8 distributor with any ACCEL Super-Ram or Spark/Fuel Management System. This harness adapter kit comes with OEM-style wiring and connectors for high reliability and perfect compatibility. To install, simply plug one end into the ACCEL/DFI Engine Management Harness.

F-body conversion kit **Gen 7...77170 Gen 6...74170**





CALMAP SOFTWARE

ACCEL/DFI's calibration tool that allows anyone with a basic understanding of engine tuning to recalibrate ACCEL Super-Ram Fuel Injection Systems, ACCEL/DFI Electronic Spark Fuel Management Systems for specific engine combinations. With CalMap, access and change any table within ACCEL/DFI ECM's. Calibration can be performed on engine dyno or "on the fly" (in the vehicle under actual driving conditions). Calibrations may be saved in computer file to be stored, or changed and reused as often as desired. No PROM's to burn in order to change fuel delivery and spark timing-calibration. The digital ACCEL/DFI ECM's allow CalMap direct user interface of fuel injection and ignition system controls to accommodate virtually any engine components selected. CalMap software package includes: 3 1/2" Software Floppy Disks, Serial Interface Cable.

- Software (6.32)74990N
- Software w/ 5 ft cable74990S
- Software w/25 ft serial cable74990L
- Cable only, 25 ft74991
- Serial adaptor cable harness74997



74990S

EMICS - Engine Management Installation Centers.


ACCEL/DFI has an extensive network of Factory trained and authorized Engine Management Installation Centers (EMICS) across the US and Canada.

Unique to the Performance Aftermarket, the EMICS receive extensive classroom and hands-on fuel injection training at the ACCEL/DFI factory locations in Cleveland, Ohio and Carson City, Nevada.

Taught by the legendary fuel injection expert Ray Bohacz, Ray has been installing, tuning, and racing fuel injection systems for over 20 years. He also created the ACCEL/DFI training manual and developed the fuel injection course curriculum at the University of Northwestern Ohio in Lima. Ray has authored numerous fuel injection articles in many enthusiasts magazines including Hot Rod, Popular Hot Rodding, and GM High Tech Performance.


If your company specializes in fuel injection installation and tuning and would like to learn more about the EMIC program, call 248-380-2780.

To contact your local EMIC, visit www.mrgasket.com



The Mr. Gasket Inc. Limited Warranty applies to the ACCEL/DFI products contained herein. Download a copy of the Limited Warranty at www.ACCEL-DFI.com


VW DIESEL PRODUCTS



VOLKSWAGEN TDI POWER MODULES

ACCEL's Volkswagen TDI Power Modules provide an extra 25 HP and 45 ft-lbs of torque along with increased throttle response. They simply plug inline with the existing wiring harness making installation time less than 10 minutes.

- Power Module, Volkswagen TDI 96-99**6-010901
- Power Module, Volkswagen TDI 00-03**6-010902



KOOL BLUE REPLACEMENT FILTERS


ACCEL Kool Blue drop-in filters provide better flow, superior filtering and longer life than your factory air filter. This translates into improved performance, increased gas mileage and longer engine life. Kool Blue replacement filters simply replace your factory filter and fit perfectly into your factory air box. They're even washable so they can be cleaned and reused.

- Volkswagen Replacement Air Filter, Beetle 1.9L 98-04**KP3527
- Volkswagen Replacement Air Filter, Golf 1.9L 99-04**KP3527
- Volkswagen Replacement Air Filter, Jetta 1.9L 99-04**KP3527



- Air Filter Cleaning Kit**KK1212

DODGE DIESEL PRODUCTS



6-010301

CUMMINS POWER MODULES

ACCEL Cummins Power Modules provide massive increases in horsepower, torque, throttle response and mileage. These modules include an in-cab 3-way switch that allows you to select stock, fast or tire smoking power levels on the fly. As with all ACCEL performance modules, direct plug in connectors are provided to make installation quick and simple. Add an ACCEL Diesel Mastermind for the ultimate in power and control.

**Power Module, Dodge Cummins 98-00 Stock,
30 or 65 HP Selectable6-010301**

**Power Module, Dodge Cummins 01 - 02 Stock,
30 or 65 HP Selectable6-010302**

**Power Module, Dodge Cummins 03-04 Stock,
50 or 90 HP Selectable6-010303**

Diesel Mastermind, Dodge Cummins 03-046-070303

**Power Module and Diesel Mastermind Combo,
Dodge Cummins 03-046-110303**



6-070001

DIESEL MASTERMIND

ACCEL's Diesel Mastermind is a revolutionary gauge and control center that can be used with ACCEL Power Modules and Power Programmers or as a stand-alone unit. The Diesel Mastermind digitally displays boost, oil temp, coolant temp and exhaust gas temperature (EGT). If rising EGTs are detected, the Diesel Mastermind automatically de-fuels your engine to protect against damage. Finally you can run increased power levels while towing heavy loads! Just put your foot to the floor and the Diesel Mastermind will keep things safe and sound. When used with ACCEL Power Modules you can even select power levels with the Diesel Mastermind.

Diesel Mastermind, Dodge Cummins 03-046-070303


**Diesel Mastermind, for use with
ACCEL Power Modules6-070001**



KOOL BLUE REPLACEMENT FILTERS

ACCEL Kool Blue drop-in filters provide better flow, superior filtering and longer life than your factory air filter. This translates into improved performance, increased gas mileage and longer engine life. Kool Blue replacement filters simply replace your factory filter and fit perfectly into your factory air box. They're even washable so they can be cleaned and re-used. These are perfect if you want to keep the factory engine appearance.

- Dodge Replacement Air Filter 88-93 Cummins . . .KR2011**
- Dodge Replacement Air Filter 94-02 Cummins . . .KP3027**
- Air Filter Cleaning KitKKI212**



KOOL AIR KITS

ACCEL Kool Air Kits completely replace your factory air box and include a super high flow dual cone filter. Kool air kits include precision-made heat shields to ensure your engine gets all the cool air it needs to make monster torque and horsepower. Add the Stage 2 air inlet pipe to force even more cold air from the grill into the end of the filter.

- Kool Air Kit, 98-02 Dodge CumminsKBD05**
- Kool Air Kit, 03-04 Dodge CumminsKBD01**
- Stage 2 Cold Air Inlet PipeComing Spring '05**
- Air Filter Cleaning KitKKI212**



SUPER-TRUCK DIESEL CLUTCH KITS

Hays Super-Truck Diesel Clutch Kits can handle up to 550 ft/lbs of torque while maintaining minimal pedal pressure. Each kit comes complete with a Clutch Pressure Plate, Clutch Disc, Throw-out-bearing, Disc alignment tool and Pilot Bushing. Our Clutch Pressure Plate features a thicker pressure ring for superior heat dissipation and a stronger clamp load to prevent the disc from slipping. The disc itself is slightly larger than the factory OEM disc, but bolts to your existing factory flywheel for superior performance and durability. Here's the bottom line — if you have a daily driver diesel that is used for towing heavy loads or entering weekend pulling competitions, this is the clutch the factory should have installed for you!



Dodge RAM 1500, 2500, 3500 Diesel Truck Clutch Applications

PART #	YEAR	ENGINE	TYPE	DISC SIZE	INPUT SHAFT
90-555	1994-1997	5.9L 360	Turbo Diesel	12-1/4"	1-1/4 x 10 spline
90-559	1998-2002	5.9L 360	Turbo Diesel	12-1/4"	1-1/4 x 10 spline

FORD DIESEL PRODUCTS



6-010202

POWER MODULE

ACCEL Power Module for the 6.0L Power Stroke includes an in-cab 3-way switch that allows you to select stock, 60 or 120 horsepower increase power levels on the fly. This is extremely useful if you want to run lower power levels while towing heavy loads and run higher power levels when empty or towing light loads. As with all ACCEL performance modules, direct plug-in connectors are provided to make installation quick and simple. Add an ACCEL Diesel Mastermind for the ultimate in power and control.

- Power Module, Ford Power Stroke 6.0L 03-046-010202**
- Diesel Mastermind Ford Power Stroke 6.0L 03-046-070202**
- Power Module and Diesel Mastermind Combo,**



6-020201

POWER PROGRAMMER

ACCEL's Power Programmer for the 7.3L Power Stroke plugs into your OBD II port and re-programs your computer for increases of 50, 75 or 120 extra horsepower. Along with the extra power you will notice increased throttle response, better mileage and crisper transmission operation. The power programmer also allows you to check and erase trouble codes, adjust for tire size changes, and raise the rev limiter. You can even remove the speed limiter on xxxxx and newer models. Add an ACCEL Diesel Mastermind for the ultimate in power and control.

- Power Programmer, Ford Power Stroke 7.3 99-036-020201**
- Diesel Mastermind, Ford Power Stroke 7.36-070201**
- Power Programmer and Diesel Mastermind Combo,**
- Ford Power Stroke 7.3 99-036-120201**



6-070001

DIESEL MASTERMIND

ACCEL's Diesel Mastermind is a revolutionary gauge and control center that can be used with ACCEL Power Modules and Power Programmers or as a stand-alone unit. The Diesel Mastermind digitally displays boost, oil temp, coolant temp and exhaust gas temperature (EGT). If rising EGTs are detected, the Diesel Mastermind automatically de-fuels your engine to protect against damage. Finally you can run increased power levels while towing heavy loads! Just put your foot to the floor and the Diesel Mastermind will keep things safe and sound. When used with ACCEL Power Modules you can even select power levels with the Diesel Mastermind.

- Diesel Mastermind, Ford Power Stroke 7.36-070201**
- Diesel Mastermind, Ford Powerstroke 6.06-070202**
- Diesel Mastermind, for use with**
- ACCEL Power Modules6-070001**



ELECTRONIC EXHAUST BRAKE

ACCEL's Power Stroke Electronic Exhaust Brake wires into your existing warm-up valve and turns it into an exhaust brake. Utilizing the exhaust brake on long grades helps to maintain safe speeds down hills and saves wear and tear on your brakes.

**Exhaust Brake, 94-02 Power Stroke,
Electronic Harness6-030201**



6-030201

KOOL BLUE REPLACEMENT FILTERS

ACCEL Kool Blue Air Kits completely replace your factory air box and include a super high flow dual cone filter. Kool air kits include precision-made heat shields to ensure your engine gets all the cool air it needs to make monster torque and horsepower. Add the Stage 2 air inlet pipe to force even more cold air from the grill into the end of the filter.

**Ford Replacement Air Filter,
94-98 7.3L Power StrokeKO3015**

**Ford Replacement Air Filter,
early 99 7.3L Power StrokeKP3422**

**Ford Replacement Air Filter,
99.5-03 7.3L Power StrokeKP3419**

Air Filter Cleaning KitKK1212



KO3015

KOOL AIR KITS

ACCEL Kool Air Kits completely replace your factory air box and include a super high flow dual cone filter. Kool air kits include precision-made heat shields to ensure your engine gets all the cool air it needs to make monster torque and horsepower. A stage 2 upgrade is available to force more cold air from the grill into the center cone of the filter

Kool Air Kit, 98-02 7.3L Ford Power StrokeKBD02

Kool Air Kit, 03-04 6.0L Ford Power StrokeKBD03

Stage 2 Cold Air Inlet PipeComing Spring '05

Air Filter Cleaning KitKK1212



KBD02

SUPER-TRUCK DIESEL CLUTCH KITS

Hays Super-Truck Diesel Clutch Kits handle up to 550 ft/lbs of torque while maintaining minimal pedal pressure. Each kit comes complete with a Clutch Pressure Plate, Clutch Disc, Throw-out-bearing, Disc alignment tool and Pilot Bushing. Our Clutch Pressure Plate features a thicker pressure ring for superior heat dissipation and a stronger clamp load to prevent the disc from slipping. The disc itself is slightly larger than the factory OEM disc, but bolts to your existing factory flywheel for superior performance and durability. Here's the bottom line — if you have a daily driver diesel that is used for towing heavy loads or entering weekend pulling competitions this is the clutch the factory should have installed for you!

Ford F-Series Diesel Truck Clutch Applications

PART #	YEAR	ENGINE	TYPE	DISC SIZE	INPUT SHAFT
90-333	1988-1994	Diesel		12"	1-1/4 x 10 spline
90-320	1994-1998	7.3L D.I. Turbo Diesel		12-1/4"	1-1/4 x 10 spline
90-205	1999-2002	7.3L Diesel Super Duty 6 Spd		13"	1-3/8 x 10 spline



90-205

GMC/CHEVY DIESEL PRODUCTS



DURAMAX POWER PROGRAMMER

ACCEL's Duramax Power Programmer plugs into your OBD II port and re-programs your computer for increases of 50, 75, 95, or 150 horsepower. Along with the extra power you will notice increased throttle response, better mileage and crisper transmission operation. The power programmer also allows you to check and erase trouble codes, adjust for tire size changes, and raise the rev limiter. You can even remove the speed limiter on 2002 and newer models. Add an ACCEL Diesel Mastermind for the ultimate in power and control. Note: The 150 horsepower setting is for off road use only and is upgradeable through the factory via phone.

- Power Programmer, GM duramax 01-04.56-020101**
- Diesel Mastermind6-070101**
- Power Programmer and Diesel Mastermind Combo,
GM Duramax 01-046-120101**



DURAMAX POWER MODULE

ACCEL's Duramax Power Module includes an in-cab 3-way switch that allows you to select power levels of stock, 70 or 110 extra horsepower on the fly. This is extremely useful if you want to run lower power levels while towing heavy loads and run higher power levels when empty or towing light loads. Along with the extra horsepower you will notice greatly increased towing ability, throttle response and mileage. The Duramax Power module even detects transmission slippage and de-fuels to protect the Allison transmission. As with all ACCEL performance modules, direct plug-in connectors are provided to make installation quick and simple. Add an ACCEL Diesel Mastermind for the ultimate in power and control.

- Power Module, GM Duramax 01-04.5 including LLY . . .6-010101**
- Diesel Mastermind6-070101**
- Power Module and Diesel Mastermind Combo,
GM Duramax 01-046-110101**



DIESEL MASTERMIND

ACCEL's Diesel Mastermind is a revolutionary gauge and control center that can be used with ACCEL Power Modules and Power Programmers or as a stand-alone unit. The Diesel Mastermind digitally displays boost, oil temp, coolant temp and exhaust gas temperature (EGT). If rising EGTs are detected, the Diesel Mastermind automatically de-fuels your engine to protect against damage. Finally you can run increased power levels while towing heavy loads! Just put your foot to the floor and the Diesel Mastermind will keep things safe and sound. When used with ACCEL Power Modules you can even select power levels with the Diesel Mastermind.

- Diesel Mastermind, 01-04.5 GM Duramax6-070101**
- Diesel Mastermind, for use with
ACCEL Power Modules6-070001**





NUMERICAL INDEX

PART #	PAGE	PART #	PAGE	PART #	PAGE	PART #	PAGE	PART #	PAGE	PART #	PAGE
0111	117, 124	0574	91, 125	4040R	74, 78	4097	58	5053B	32, 73	5143K	34, 69
0112	98, 124	0574S	116, 124	4041	74, 78	4099	29, 58	5053K	32, 73	6200	126
0113	90, 124	0576	91, 125	4041B	74, 78	4105	29, 58	5053R	32, 73	6302	126
0114	90, 124	0576S	116, 124	4041K	74, 78	5040B	74, 78	5053Y	32, 73	6362	126
0115	113, 124	0577	93, 125	4041R	74, 78	5040K	75	5054B	47, 73	6900	126
0116	90, 124	0586	90, 125	4042	35, 55	5040R	78	5054K	47, 73	7000	15
0117	90, 124	0675	100, 125	4043	29, 55	5040Y	78	5054R	47, 73	7001	15
0123	116, 125	0736	90, 124	4044	35, 72	5041B	75, 78	5056B	47, 73	7002	15
0124	94, 125	0742	116, 123	4045	41, 66	5041K	75, 78	5057K	40, 67	7004	15
0134	94, 125	0761	116, 124	4046	30, 60	5041R	75, 78	5058B	46, 61	7005	77, 78
0137	92, 125	0762	118, 124	4047	29, 45	5041Y	75, 78	5059K	29, 68	7006	15
0138	92, 125	0763	117, 124	4048	31, 38	5042B	39, 72	5061K	40, 67	7007	76, 78
0141	104, 124	0765	118, 124	4049	31, 54	5042K	39, 72	5063B	30, 69	7008	76, 78
0142	91, 124	0784	90, 124	4050	34, 55	5042R	39, 72	5068B	41, 73	7009	15
0143	95, 124	0786	90, 124	4051	31, 65	5042Y	39, 72	5069B	47, 73	7010	15
0146	94, 124	0842	117, 122	4052	47, 60	5043B	32, 73	5069Y	47, 73	7030	76, 78
0166	104, 125	0882	116, 123	4053	31, 69	5043K	32, 73	5071K	38, 72	7031	76, 78
0168	116, 125	0997	90, 124	4054	47, 59	5043R	32, 73	5072K	41, 73	7032	76, 77
0261	116, 125	1001	89	4056	47, 59	5043Y	32, 73	5078K	30, 68	7033	76, 77
0262	116, 125	1002	89	4057	40, 66	5044B	35, 72	5079K	33, 68	7039	77, 78
0263	116, 125	1005	89	4058	46, 57	5044K	35, 72	5096K	44	7040	76, 78
0265	116, 125	1010	89	4059	30, 64	5044R	35, 72	5099R	29, 58	7041	76, 78
0272	116, 125	2005	196	4061	29, 57	5044Y	35, 72	5105K	29, 72	7042	35, 55
0274	92, 125	2010	196	4062	30, 58	5045K	41, 73	5107K	40, 72	7043	29, 71
0276	92, 125	2020	196	4063	30, 64	5046B	30, 73	5107R	40, 72	7044	35, 72
0276S	116, 125	2030	196	4064	40, 67	5046K	30, 73	5109R	41	7045	41, 73
0375	100, 125	2842	199	4065	31, 34	5046Y	30, 73	5110R	33, 72	7046	30, 73
0378	92, 125	3008	74, 75	4066	33, 72	5047B	30, 73	5114K	37, 72	7047	29, 73
0416S	87, 124	3008B	74, 75	4067	29, 58	5047K	30, 73	5118K	29, 58	7048	31, 72
0416	91, 124	3009	75, 78	4068	41, 61	5047R	30, 73	5119K	46, 47	7049	31, 70
0416S	87, 124	3009B	74, 78	4069	47, 61	5047Y	30, 73	5122B	49	7050	34, 72
0437	92, 125	3010	74, 78	4071	35, 56	5048B	31, 72	5123K	31, 69	7051	31, 73
0437S	116, 125	3010B	74, 78	4072	41, 67	5048K	31, 72	5124B	48, 51	7052	47, 73
0453	91, 125	3011	78	4076	71	5048R	31, 72	5126K	33, 68	7053	31, 70
0494	90, 124	3011B	74, 78	4078	30, 57	5048Y	31, 72	5127B	46, 61	7054	47, 73
0496	90, 124	4014	74, 78	4079	30, 65	5049B	31, 70	5129R	58	7065	31, 69
0504	124	4015	74, 78	4081	31, 63	5049K	31, 70	5130K	33, 68	7069	47, 73
0506	124	4021	74, 78	4082	63	5049R	31, 70	5132B	46, 60	7071	35, 72
0514	90, 124	4038	74, 75	4083	57, 63	5049Y	31, 70	5133R	44, 58	7137	33, 72
0516	91, 124	4038B	74, 75	4086	60	5050B	34, 72	5136B	46, 61	7139	47, 73
0524	99, 124	4039	74, 78	4088	60	5050K	34, 72	5137B	47, 73	7141A	47, 73
P524S	116, 123	4039B	74, 78	4089	57	5050R	34, 72	5138K	31, 70	7152	33, 72
0526	91, 124	4040	74, 78	4093	36, 52	5050Y	34, 72	5139B	47, 73	7155	15, 78
P526S	91, 123	4040B	74, 78	4095	71	5051K	31, 73	5140K	34, 70	7541B	14
0566	93, 125	4040K	74, 78	4096	44	5051Y	31, 73	5141B	47, 73	7541R	14

NUMERICAL INDEX



PART #	PAGE	PART #	PAGE	PART #	PAGE	PART #	PAGE	PART #	PAGE	PART #	PAGE
7541K	14	7930R	19, 60	7952R	19	7970R	18, 19	8121	187, 195	8203	189, 196
7541Y	14	7930Y	19, 60	7952Y	19	7970Y	18, 19	8122	142, 184	8220	144, 194
7910B	18, 29	7931B	19, 60	7953B	19	7971B	18	8122B	81	8221	161, 174
7910R	18, 29	7931R	19, 60	7953R	19	7971R	18	8122R	81	8222	144, 194
7910Y	18, 29	7931Y	19, 60	7953Y	19	7971Y	18	8123	146, 184	8223	161, 179
7911B	18, 57	7932B	19, 60	7954B	19	7990B	27	8124	187, 195	8224	161, 179
7911R	18, 57	7932R	19, 60	7954R	19	7990R	27	8129	145, 182	8229	160, 174
7911Y	18, 57	7932Y	19, 60	7954Y	19	7990Y	27	8130	145, 182	8230	160, 175
7912B	18, 57	7933B	19, 60	7955B	19	8000B	35, 72	8131	142, 182	8231	163
7912R	18, 57	7933R	19, 60	7955R	19	8001B	35, 72	8132	82, 182	8232	161, 174
7912Y	18, 57	7933Y	19, 60	7955Y	19	8002B	31, 72	8133	145, 181	8233	161, 174
7913B	18, 57	7934B	18, 19	7956B	19	8003B	29, 73	8134	127, 195	8234	82, 174
7913R	18, 57	7934R	18, 19	7956R	19	8004B	29, 73	8135	127, 195	8301	188, 196
7913Y	18, 57	7934Y	18, 19	7956Y	19	8005B	30, 73	8140	130, 196	8302	188, 196
7914B	18, 56	7935B	18, 19	7957B	18, 19	8006B	30, 72	8140C	130, 196	8320	126, 194
7914R	18, 56	7935R	18, 19	7957R	18, 19	8007B	31, 73	8140HV	129, 143	8321	156, 194
7914Y	18, 56	7935Y	18, 19	7957Y	18, 19	8008B	74, 78	8140M	141, 180	8326	156, 194
7915B	18, 56	7940B	19, 63	7960B	19, 71	8009B	74, 78	8145	129, 143	8327	156, 180
7915R	18, 56	7940R	19, 63	7960R	19, 71	8010B	74, 78	8145C	129, 143	8328	126
7915Y	18, 56	7940Y	19, 63	7960Y	19, 71	8011B	74, 78	8170	92, 124	8329	126
7916B	18	7941B	18, 63	7961B	18, 67	8020	76, 78	8171	92, 124	8330	126, 193
7916R	18	7941R	18, 63	7961R	18, 67	8021	76, 78	8172	92, 124	8342	83, 126
7916Y	18	7941Y	18, 63	7961Y	18, 67	8022	76, 78	8173	96, 124	8343	142
7917B	18, 19	7942B	19	7962B	19, 71	8023	76, 78	8176	91, 124	8345	83
7917R	18, 19	7942R	19	7962R	19, 71	8024	76, 78	8177	91, 124	8347	83
7917Y	18, 19	7942Y	19	7962Y	19, 71	8025	76, 78	8178	93, 124	8348	85
7918B	18	7943B	19	7963B	19, 71	8026	76, 78	8179	92, 124	8348B	85
7918R	18	7943R	19	7963R	19, 71	8027	76, 78	8180	92, 124	8348R	85
7918Y	18	7943Y	19	7963Y	19, 71	8028	76, 78	8181	90, 124	8348K	85
7920B	18, 65	7944B	18, 19	7964B	18, 19	8029	77, 78	8182	91, 124	8804	30
7920R	18, 65	7944R	18, 19	7964R	18, 19	8030	76, 78	8184	91, 124	8805	29, 72
7920Y	18, 65	7944Y	18, 19	7964Y	18, 19	8031	76, 78	8185	92, 124	8842	35, 72
7921B	18, 63	7945B	19	7965B	18, 19	8032	76, 78	8186	90, 124	8843	29, 73
7921R	18, 63	7945R	19	7965R	18, 19	8033	76, 78	8187	90, 124	8844	35, 72
7921Y	18, 63	7945Y	19	7965Y	18, 19	8036	76, 78	8188	91, 124	8846	30, 73
7922B	18, 19	7946B	19	7966B	18, 19	8038	76, 78	8189	91, 124	8847	29, 73
7922R	18, 19	7946R	19	7966R	18, 19	8080	199	8190	91, 124	8848	31, 72
7922Y	18, 19	7946Y	19	7966Y	18, 19	8081	199	8191	90, 124	8849	31, 70
7923B	19	7950B	19	7967B	18	8082	199	8192	90, 124	8850	34, 72
7923R	19	7950R	19	7967R	18	8101	187, 196	8193	90, 124	8851	31, 73
7923Y	19	7950Y	19	7967Y	18	8102	187, 196	8194	92, 124	8852	47, 73
7924B	18	7951B	19	7968B	18, 68	8104	187, 196	8197	92, 124	8854	47, 73
7924R	18	7951R	19	7968R	18, 68	8106	187, 196	8198	91, 124	8865	31, 72
7924Y	19	7951Y	19	7968Y	18, 68	8107	187, 196	8199	91, 124	8866	33, 72
7930B	19, 60	7952B	19	7970B	18, 19	8120	187, 195	8201	189, 196	8869	47, 73



NUMERICAL INDEX

PART #	PAGE	PART #	PAGE	PART #	PAGE	PART #	PAGE	PART #	PAGE	PART #	PAGE
8870	34, 69	9037	33, 72	29429	82	49260	8	'59107C BLK	81	110129	126
8871	35, 72	9038	31, 33	29430	82	49275	9	59110	80	110130	187, 196
8878	30, 68	9039	44	29431	82	49300	6, 7	59111	80	110218	126, 196
8879	30, 71	9040	47, 61	29432	81	49310	7, 11	59113	80	110223	190, 196
8881	31, 64	9042	32, 72	29434	82	49311	7, 11	59118	80	110228	189, 196
8883	57, 64	9043	36, 72	29437	82	49312	7, 11	59120	80	110323	188, 196
8886	60	9044	36, 65	29446	82	49313	7, 11	59205	80	110363	188, 196
8887	60	9045	33, 68	29785	9	49320	7	59206	80	120123	126, 195
8893	36, 65	9046	30, 71	31034	85, 86	49321	7	59207	80	120124	187, 195
8896	44	9047	49, 62	31035	86	49322	7	59208	80	120128	83, 184
8897	58	9048	48	31040E	86	49323	7	59209	80	120130	187, 195
8899	29, 58	9052	33, 72	31041	86	49324	7	59300	80	120133	145, 181
8954	47, 61	9053	31, 33	31042	86	49325	7	59301	80	120137	146, 182
8965	31, 69	9055	44, 73	31085	83	49326	7	59302	80	120139	182
8966	33, 69	9059	32, 72	31086	83	49327	7	60107C	79	120141	147, 166
9000	76, 78	9065	36, 52	31100	82, 85	49328	7	60109	79	120142	152, 177
9001	76, 78	9102	84	31100B	83	49329	7	60110	79	120214	144, 194
9002	77, 78	9107D	81	31200	83	49365	4, 86	60114	79	120223	126, 179
9003	76, 78	9109O	81	31201	83	49500	5	60115	79	120228	144, 170
9004	76, 78	05000	199	31201B	83	49375	9	60116	79	120229	160, 175
9005	35, 72	05005	199	31201S	82, 83	52100	85	60201A	79	120323	126, 194
9007	45, 73	05014	199	31202B	83	52101	85	60201M	79	120324	126
9008	35, 73	05016	199	32100	83	52102	85	60204A	79	120326	83, 194
9009	35, 72	05000	198	32100B	83	52103	85	71100E	82	120328	158
9010	40, 72	05005	198	35361	144, 184	52104	85	71101E	82	120329	158, 170
9011	31, 72	05043	198	35362	82, 182	52105	85	71102E	82	120330	170
9013	35, 72	05047	198	35363	145, 183	52107	85	71103E	82	120403	81, 126
9015	31, 70	05049	198	35366	83, 129	52108	85	71104E	82	120404	83
9018	34, 72	05050	198	35367	84, 129	52200	85	71105E	82	120405	85
9019	37, 54	05061	198	35368	82, 175	52201	85	71107E	82	120500	10
9020	37, 72	10840	20	35369	82, 174	52202	85	71108E	82	120501	10
9021	37, 72	10841	20	35370	82, 182	52204	85	71120E	82	120502	10
9022	47, 73	12100E	135, 142	35371	160, 174	52300	85	71200E	82	120503	10
9023	44, 73	29014	82	35372	85, 129	52301	85	71201E	82	120900	135
9024	37, 72	29332	82	35373	79, 129	52302	85	71202E	82	130116	126, 195
9025	46, 73	29413	82	40100C	199	59101	80	71204E	82	130117	187, 195
9028	30, 68	29414	82	41331	85	59102	80	71300E	82	130120	83, 184
9029	33, 72	29416	82	49012	3	59103	80	71301E	82	130133	145, 181
9030	46, 61	29418	82	49050	86	59107	80	71302E	82	130137	146, 182
9031	36, 65	29419	82	49106	81	59107BLU	81	100107	126, 195	130141	147, 177
9032	48, 60	29420	82	49106E	81	59107RED	81	100108	187, 195	130215	144, 194
9033	31, 72	29421	82	49201	81	59107BLK	81	100212	189, 194	130223	161, 179
9034	52	29423	82	49204	81	59107C	80	100318	187, 192	130224	161, 174
9035	44, 73	29425	82	49206	81	59107C BLU	81	110127	188, 196	130225	126
9036	33, 72	29426	82	49250	8	59107C RED	81	110128	126, 196	130229	159, 175

NUMERICAL INDEX



PART #	PAGE	PART #	PAGE	PART #	PAGE	PART #	PAGE	PART #	PAGE	PART #	PAGE
I30316126, 195	I50114228	I50821228, 229	I7002725	I7020327	TST12197
I30317126	I50115228	I50823228, 229	I7003025	I91101C200, 201	TST13197
I3031983, 194	I50117228	I50824228, 229	I7003125	74560232	TST14197
I30328158, 170	I50119228	I50826228, 229	I7003628	74561232	TST14HP197
I30330157, 170	I50121228	I50830228, 229	I7003728	74562232	TST15197
I3040281, 126	I50123228	I50832228, 229	I7004228	74565232	TST15HP197
I3040483	I50124228	I50836228, 229	I7004328	74566232	TST16197
I3040585	I50126228	I50840228, 229	I7004427	74607232	TST17197
I30501126	I50130228	I50844228, 229	I7004527	74612232	TST18197
I3050483	I50132228	I50848229	I7004627	74616232	TST19197
I3060483	I50136228	I51195230	I7004727	74750232	TST20197
I40001128, 195	I50140228	I51255230	I7004827	74751232	TST21197
I400022, 132	I50144228	I51370230	I7005027	74753232	TST22197
I40003134, 183	I50148228	I52255230	I7005127	747769	TST23197
I40005134, 184	I50150128	I53195230	I7005227	747779	TST24197
I40006135, 142	I50250128	I53255230	I7005327	77100233		
I40008129, 131	I50301143	I53260230	I7005525	77190233		
I400094, 132	I50351128	I53310230	I7005625	77201233		
I400102, 133	I50414228, 229	I54260230	I7005725	77204233		
I40011135, 182	I50415228, 229	I6009028	I7005827	77291233		
I40012139, 179	I50417228, 229	I6009128	I7005927	77294233		
I4001384, 184	I50614228, 229	I6009228	I7006027	77302235		
I40015136, 184	I50615228, 229	I6009328	I7006127	77306233		
I40016137, 181	I50617228, 229	I6009428	I7006227	TST1197		
I40017137, 185	I50619228, 229	I6009528	I7006327	TST2197		
I40018139, 172	I50621228, 229	I6009628	I7006427	TST2HP197		
I400193, 133	I50623228, 229	I6009728	I7006527	TST3197		
I40021141, 179	I50624228, 229	I6009828	I7006626	TST4197		
I40021AH	..141, 170	I50626229	I6009928	I7006725	TST4HP197		
I40022143	I50630229	I6010028	I7006825	TST5197		
I40024136, 177	I50632229	I6010128	I7006925	TST5HP197		
I400254	I50636229	I7001925	I7007027	TST6197		
I40108128, 195	I50640229	I7002025	I7007126	TST7197		
I40205128, 194	I50644229	I7002125	I7007926	TST7HP197		
I40207138, 185	I50648229	I7002225	I7008026	TST8197		
I40305128, 195	I50814228	I7002325	I7008126	TST8HP197		
I40306140, 143	I50815228	I7002425	I7020027	TST9197		
I50001128, 143	I50817228	I7002525	I7020127	TST10197		
I50101143	I50819228, 229	I7002625	I7020227	TST11197		