



# 2007

**NEW WATER PUMP  
FAN CLUTCH  
SECTION 4**

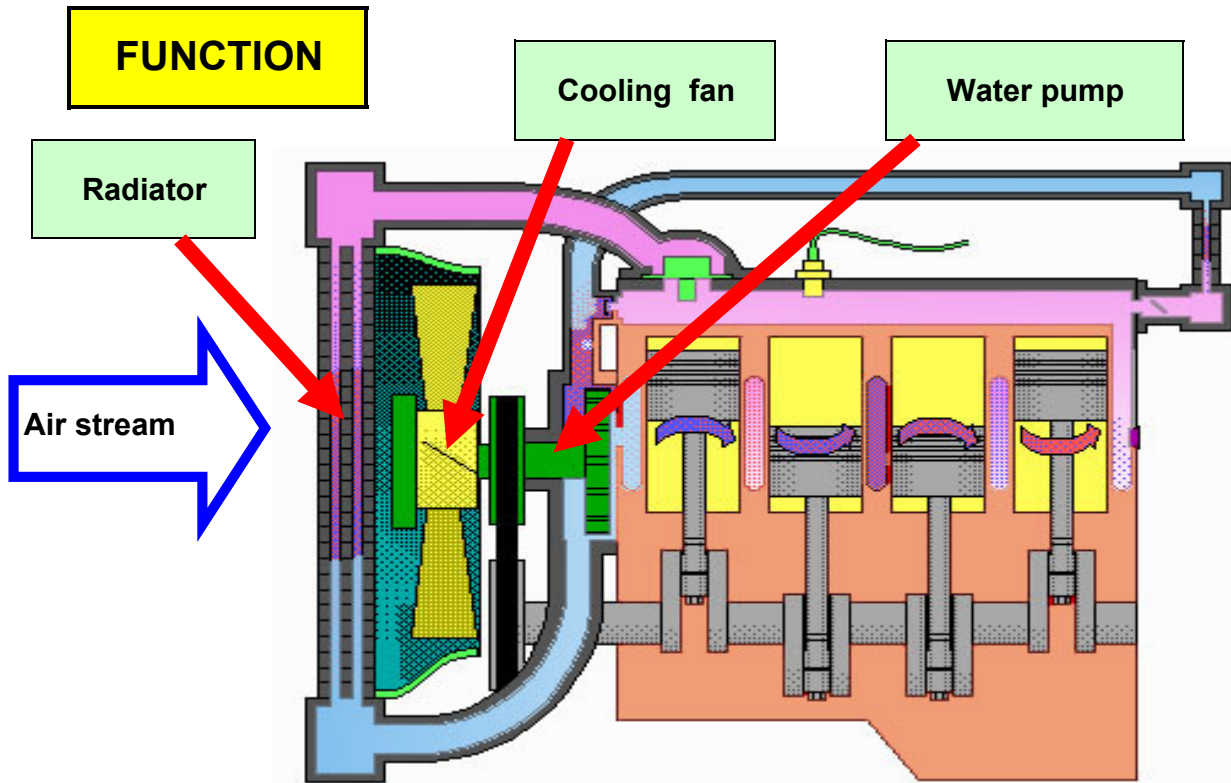
**VOL. 1**

A large, stylized illustration of a water pump assembly is the central focus of the cover. It is rendered in a dark brown, almost black, ink-like style with thick, expressive lines. The illustration shows a large cylindrical housing with a central vertical shaft and a fan-like structure at the top. The drawing is set against a light beige, textured background that resembles crumpled paper. The overall aesthetic is industrial and technical.

**GMB**

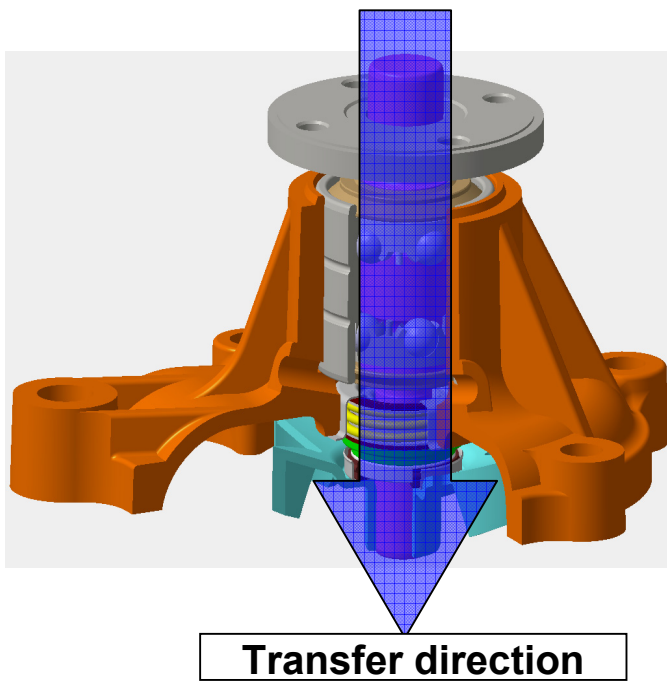
CORPORATION, JAPAN

# 1 The function and mechanism of the water pump



The function of the water pump is to circulate coolant around the water jacket of the water cooled engine.

## MECHANISM



The rotation of the engine is transmitted through the pulley which is attached to the hub.



It makes the impeller rotate through the bearing and the mechanical seal.


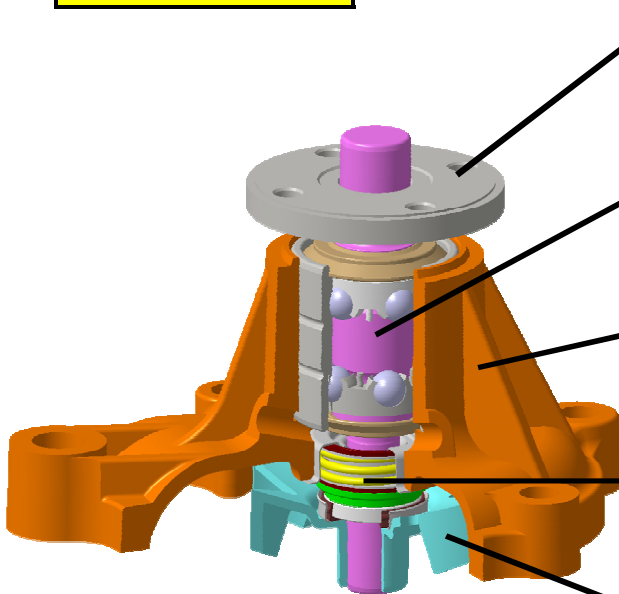


The role of the impeller is to drive coolant into the water jacket using centrifugal force which makes coolant circulate.

## 2

# Structure and batch traceability of GMB Water pump

## STRUCTURE



### FLANGE(HUB)

Pulley and/or fan clutch are mounted onto the flange.



### SHAFT BEARING

There are Bal/Ball & Ball/Roller types.



### BODY

There are mainly 3 body types - Aluminium with Die-Cast and gravity-cast and Cast-iron.



### MECHANICAL SEAL


Fixed bonded to the body and rotating pressed to the spindle.




### IMPELLER

There are either pressed steel or cast-iron.

## TRACEABILITY




We manage each batch production by stamping the product date. This date is normally stamped on the body, but sometimes on the hub.



**2Z05 stands for 2002.12.05**  
**(2:year · Z:month · 05:date)**

※The months from January to September are shown by Arabic number.  
October is shown "X". November is shown "Y". December is shown "Z".

**DRAIN HOLE****CAUSE!**

Some sludge or rust resulting from deterioration of coolant and metallic corrosion will damage the surface of mechanical seal and cause leakage.


Excess liquid packing or sealant which is used during installation can cause the same phenomenon as above.

**PREVENTION**

Coolant needs regular maintenance

Cooling system should be flushed at replacement

Liquid packing should only be applied to the gasket as recommended by the vehicle manufacturer

**INSTALLMENT SURFACE****CAUSE!**

Foreign matter remains on the engine installation surface.

Installment without correct coating with liquid packing.

Insufficient or incorrect tightening torque.

Some bolts are not seated well.

Due to using liquid packing, sealing capacity of O-ring is deteriorated.

**PREVENTION**

The installation surface must be completely free of any remains from previous mounting and should be carefully cleaned to avoid damaging the surface.

Gasket needs to be coated with liquid packing on both faces.


Tightening torque needs to follow the standard of each car maker.

The water pump does not need liquid packing if an O-ring is used.

# 4

## SPECIMEN PROBLEMS --- NOISE & OVERHEAT ---

### NOISE



COLLAPSE



Cracks appear at the Fan diagonally



Fan clutch bearing sticks → breakage.

### CAUSE!

Noise from Bearing.  
Coolant invasion through damaged Mechanical seal .  
Excessive vibration by other installed parts (Pulley/Fan) due to runout.

Noise from Seal  
Face pressure of seal mating surface is high. (Noise vanishes after a short period as the seal surfaces bed-in.)  
Seal mating surface is dry. (Contact with coolant terminates noise after a short period)

### PREVENTION

Regular coolant maintenance.

Keeping the belt tension at the proper value recommended by car manufacturer.

Check the condition and runout of installed parts, rectify if fault is found.

**!!Not only water pumps but also other parts make noise!!**

### OVERHEAT



IMPELLER CORROSION



BOTTOM PLATE CORROSION

### CAUSE!

Frozen coolant.  
Corrosion by old coolant. (oxidation etc.)  
Prolonged use of any coolant exhausts the rust prevention chemicals and ethylene glycol which are main element of antifreeze and breaks down into formic acid.

### PREVENTION

Use the coolant suitable for a cold-district. (Do not recycle used coolant and use a good quality product with the concentration corresponding to the respective area climate.)

Regular maintenance of coolant. (Clean radiator and flush cooling system before installing water pump.)

# **CONTENTS**

**AMC ( AMERICAN MOTORS & JEEP )**  
**BEDFORD**  
**BMW**  
**BRITISH LEYLAND**  
**CHRYSLER**  
**DAIHATSU**  
**CITROEN BX & DACIA & DAF & DESOTO(USA)**  
**FIAT**  
**FORD**  
**GENERAL MOTORS**  
**HOLDEN**  
**HONDA**  
**IHC ( INTERNATIONAL HARVESTER )**  
**ISUZU**  
**KOREAN CAR(HYUNDAI) WP & FC**  
**KOREAN CAR(KIA) WP & FC**  
**KOREAN CAR(DAEWOO) WP & FC**  
**KOREAN CAR(SSANGYONG) FC**  
**MASSEY FERGUSON**  
**MAZDA**  
**MERCEDES BENZ**  
**MITSUBISHI**  
**NISSAN**  
**OTHER**  
**OPEL**  
**PEUGEOT**  
**RENAULT**  
**SAAB**  
**SUBARU**  
**SUZUKI**  
**TOYOTA**  
**VOLKSWAGEN**  
**VOLVO**

**TROUBLESHOOTING**







**CROSS REFERENCE**  
**COMPETITIVE REFERENCE**  
**WEIGHT & PACKING LIST**  
**MEASUREMENT OF EXPORT PACKING**

## **IMPORTANT NOTICE**

This catalog is superceding all former catalogs under the number Section 4. To avoid any possible misunderstanding, we recommend to destroy old ones you may have and make reference to this new catalog only in your future orders. The data listed herein is correct to the best of our knowledge and belief, having been compiled from reliable and official sources of information. However, we cannot assume any responsibility for possible error.

# **NUMERICAL LISTING**






# AMC(AMERICAN MOTOR & JEEP)

PART NO.	APPLICATION GUIDE		
<b>GWAM-01A</b> 8125501 8129459	75-79  MEDALLION	6cyl AMERICAN MOTORS,232,258  6cyl JEEP,232,258,389	
<b>GWAM-03A</b> 8130749 8133033 8134320	80-86 80-86 83-84 83-86	6cyl AMERICAN MOTORS,258(4.2L) w/o Serpentine Belt Drive 6cyl JEEP,258(4.2L) w/o Serpentine Belt Drive 4cyl AMERICAN MOTORS,150(2.5L) w/o Serpentine Belt Drive 4cyl JEEP,150(2.5L) w/o Serpentine Belt Drive  <p style="text-align: center;"><b>●Aluminum body</b></p>	
<b>GWAM-04A</b> 3227694 3234427 8122306 8125131	73-74	8cyl INTERNATIONAL TRUCK	
<b>GWAM-05A</b> J8134321	81-86 81-86 83-84 83-86	6cyl AMERICAN MOTORS,258(4.2L) w/Serpentine Belt Drive 6cyl JEEP,258(4.2L) w/o Serpentine Belt Drive 4cyl AMERICAN MOTORS,150(2.5L) w/Serpentine Belt Drive 4cyl JEEP,150(2.5L) w/Serpentine Belt Drive	
<b>GWAM-06A</b> 83502938	87-89 87-90 87-90 91-95	6cyl AMERICAN MOTORS,258(4.2L)w/Serpentine Belt Drive 4cyl JEEP,150(2.5L) w/Serpentine Belt Drive 6cyl JEEP,258(4.2L) w/Serpentine Belt Drive 4cyl JEEP,150(2.5L) (China Models)	
<b>GWAM-07A</b> JR775046	87-89 87-90 87-90	6cyl AMERICAN MOTORS,258(4.2L)w/o 4cyl JEEP,150(2.5L) w/o Serpentine Belt Drive 6cyl JEEP,258(4.2L) w/o Serpentine Belt Drive	
<b>GWAM-08A</b> 4626215	1989  87-95	4cyl EAGLE PREMIER 150(2.5L)  6cyl JEEP,242(4.0L)	
<b>GWAM-09A</b> 4626054	91-95	4,6cyl JEEP,150(2.5L), 242(4.0L)	













# BEDFORD

PART NO.	APPLICATION GUIDE		
GWBF-01A 6384986 7191842 8829223 8829393 8850015	63-76	HAE, HAV, Series 92000 BEAGLE VAUXHALL VIVA, FIRENZA HOLDEN TORONA	
GWBF-02A 9943171	76-	TORANA SUNBIRD COMMODORE 4 & 6cyl (HOLDEN) Petrol engine CF.	
GWBF-03A 7182777 9962669	67-77	6 TON, 7 TON	
GWBF-05A 9960156	75-79 73-79  76-79	VAUXHALL, CHEVETTE VAUXHALL, VIVA HC 1256cc (Models with viscous fan coupling) BEDFORD CHEVANNE	
GWBF-06A 91055181		(GWBF-05A with heater pipe)	

# BMW

PART NO.	APPLICATION GUIDE		
<b>GWBM-01A</b> 1151-1258-147 1151-1258-701 1151-1258-932 1151-1258-933 1151-1259-660	81-83 75-83 75-80 79-83 75-82 79-82	315 E21 series 316 E21 series 318 E21 series ,320,320i (4cyl) E21 series,520(4cyl) E12 serie 318i E21 series 518 E12/E28 series 518i E12/E28 series	
<b>GWBM-02A</b> 1151-1274-583 1151-1274-584 1151-1286-355 1151-1286-358	83- 82-84 82-	316,318i E30 series 518 E28 series 518i E28 series	
<b>GWBM-03A</b> 1151-1267-187 1151-1267-583	77-81	320,323i 520 6cyl w/fixed fan E21 series	
<b>GWBM-04A</b> 1151-1271-435 1151-1272-616 1151-1706-564/588/624 1151-1711-492 1151-9058-996	81-82 81- 83-	320,323i 6cyl w/disengaging fan E21 series 520i w/disengaging fan E28 series 525e w/disengaging fan E28 series	
<b>GWBM-05A</b> 1151-0786-800/1251-230 1151-1253-143/1263-934 1151-1266-096 1151-1705-236/273	73-79 79-81 75-79 76-79 78-79 68-79	525 E12 series 525 MANUAL E12 series 528, 528i E12 series 630CS, 633CSi E24 series 635CSi E24 series 2500, 2800,ETC.	
<b>GWBM-06A</b> 1151-1271-436/1272-613 1151-1284-694/1286-417 1151-1707-190/1/2/3 1151-1720-892/3	79- 85- 79- 79-	525,E12,Autumatic,525i,525i28 528i,E28 auto. fan 535i,M535i,M535i E28 628csi,630csi,633csi,635csi 645i,728i,732i,735i,745i	
<b>GWBM-07A</b> 1151-0686-001/901 1151-1256-600 1151-9056-401	63-77	1500, 1502,1600,1602 800, 1802, 2000, 2002 1800TI,2000TI,2002TI	
<b>GWBM-08A</b> 1151-1719-836 1151-1720-609	88-89	325 Series W/MT 320i,520i,6cyl Automatic fan 325e,i,525e	

# BRITISH LEYLAND

PART NO.	APPLICATION GUIDE		
<b>GWBL-01A</b> 2A774/5,12A1332 12G120/1284/1771 GWP101/102/132 12A1690 38402022/3/4	56-79	AUSTIN BLMC INNOCENTI MG MORRIS  <u><b>GWBL-01A=GWBL-02A</b></u>	
<b>GWBL-03A</b> GWP306 GWP312 530477	61-	LAND ROVER Series A, (2 1/4 litre) Petrol and diesel engines	
<b>GWBL-05A</b> GWP117 GWP123 GWP130	68-78 68-77 74-78 76-81	MORRIS MARINA HANOMAG F20,F25,F30,F35 LEYLAND SHERPA MGB GT	
<b>GWBL-07A</b> GWP140	78-82	PRINCESS,MARINA, SHERPA, 1700,2000	
<b>GWBL-10A</b> GWP129 GWP147	75-76  76-80	AUSTIN,MORRIS 18-22 WOLSELEY 2200 PRINCESS 2200 ROVER 2600cc SD,SDX	
<b>GWBL-11A</b> GWP138 GWP154	73-82 80- 81- 82- 73-	ALLEGRO 1100/1300 AUSTIN METRO MG METRO TURBO LEYLAND METRO 5 CWT VAN INNOCENTI REGENT 1300	
<b>GWBL-12A</b> GWP415	76-81	JAGUAR XJ6 series ,	
<b>GWBL-13A</b> GWP423	81-	JAGUAR XJ6 series	








# BRITISH LEYLAND

PART NO.	APPLICATION GUIDE		
<b>GWBL-14A</b> GWP151 GWP171	83- 84- 84-	1300 1300 1300	1275cc A SERIES MAESTRO MONTEGO MAESTRO VAN 
<b>GWBL-15A</b> GWP155	84-85	2000	MAESTRO,MONTEGO A30,A50,A51,A88,B69 eng 
<b>GWBL-16A</b> GWP148	80-	2000	SHERPA RANGE,ITAL 
<b>GWBL-17A</b> GWP157 GWP173	84- 86- 84-85 85-89		1600cc S eng. MONTEGO,ALL,MAESTRO MAESTRO VAN MG MAESTRO ROVER 216 
<b>GWBL-18A</b> GWP333 FWP492 QCP2743			ROVER 114 1400cc,214 1400cc,414 1400cc 
<b>GWBL-19A</b> PEB102510L	00-03		LANDROVER FREELANDER 1.8L/2.5L 16V 
<b><u>DISCONTINUED</u></b>			<b><u>GWBL-04A(GWP124/131)</u></b> <b><u>GWBL-06A(GWP128)</u></b> <b><u>GWBL-08A(GWP143)</u></b> <b><u>GWBL-09A(GWP116/144)</u></b>








# CHRYSLER

PART NO.	APPLICATION GUIDE		
<b>GWCR-01A</b> 1918076 75221513	60-70 66- 67-76 69-76 70-	(U.K.) SINGER VOGUE, GAZELLE HILLMAN HUNTER HUNTER SCEPTRE,SUNBEAM RAPIER, H120,SUNBEAM ALPINE SUNBEAM VOGUE	
<b>GWCR-02A</b> EX196910	62-69	(AUSTRALIA) VALIANT RV1,SV1,AP5,AP6, VC,VE,VF,VG	
<b>GWCR-03A</b> 3425318 4153239	70-79 75-78	(AUSTRALIA) VALIANT VG 6cyl HEMI eng CENTURA 6cyl HEMI eng	
<b>GWCR-04A</b> 5214490 5240630	78-83 78-83 83	4cyl DODGE OMNI,1.7L 4cyl PLYMOUTH HORIZON , 1.7L 4cyl PLYMOUTH TURISMO , 1.7L	
<b>GWCR-05A</b> 4293898 4323148 5203432	81-90	4cyl CHRYSLER,DODGE, DODGE TRUCK &PLYMOUTH, w/135(2.2L),153(2.5L)	
<b>GWCR-06A</b> 2196035/910 2808679 3420050 4106034 4131243	78-83 36-54 60-83 61-87 62-70 60-83	6cyl CHRYSLER,225 6cyl CHRYSLER,INDUSTRIAL 6cyl DODGE,170,198,225 6cyl DODGE,TRUCK,170,225 6cyl MASSEY-FERGUSON,MASSEY-HARRIS 6cyl PLYMOUTH,170,198,225	
<b>GWCR-07A</b> 3420037/8 3780108/9 3837640/1	70-89 70-89 70-92 70-89	8cyl CHRYSLER,318,340,360 8cyl DODGE,318,340,360 V-6,8cyl DODGE TRUCK,239,318,360 8cyl PLYMOUTH,318,340,360	
<b>GWCR-17A</b> 71244450 71250918 75221515	70-73 73-81 70-72	HILLMAN AVENGER 1250,1500 AVENGER 1300,1600(w/o viscous coupling) PLYMOUTH CRICKET(w/o viscous coupling)	

# CHRYSLER




PART NO.	APPLICATION GUIDE		
<b>GWCR-18A</b> 20443700 20262700 20263800	76- 77-	TALBOT AVENGER 1300,1600 (w/ electric fan) TALBOT SUNBEAM 1000 TALBOT SUNBEAM 1300,1600 (w/ electric fan)	
<b>GWCR-19A</b> 1201-45* 19109800 4173703 49152500	75-  78-  67-80 70-71 80-  83-86	CHRYSLER/TALBOT ALPINE, MATRA-SIMCA BAGHEERA, SIMCA 1307,1308 CHRYSLER/TALBOT HORIZON 1.1, 1.3, SIMCA HORIZON 1.1,1.3 SIMCA 1100 SPECIAL SIMCA 1204 SPECIAL TABLOT SOLARA * for PEUGEOT 4cyl DODGE CHARGER OMNI/024,98(1.6L) 4cyl DODGE RAMPAGE,98(1.6L) 4cyl PLYMOUTH HORIZON/TC3,98(1.6L) 4cyl PLYMOUTH SCAMP,98(1.6L)	
<b>GWCR-20A</b> 1818610 , 1879526 2448326/7 , 2808464/6 2808680/1 , 3683834 3780127/96	59-78  58-61 58-78 66-79 58-78	8cyl CHRYSLER,361,383,400,413,426,440 8cyl CHRYSLER INDUSTRIAL 8cyl DESOTO 8cyl DODGE ,350,361,383,400,413,426,440 8cyl DODGE TRUCK,383,400,440 8cyl PLYMOUTH,350,361,383,400,413,426,440	● <b>Aluminum body</b>  
<b>GWCR-26A</b> 4387457 4636258	89	4cyl CHRYSLER,DODGE,PLYMOUTH, 135(2.2L) 153(2.5L) 4cyl DODGE TRUCK, 153(2.5L)	
<b>GWCR-27A</b> 4448878	90-96	V-6 CHRYSLER,DODGE,DODGE TRUCK, PLYMOUTH,202(303L), 230,231,(3.8L)	
<b>GWCR-28A</b> 4483453 4621172	90-95	4cyl CHRYSLER DODGE DODGE TRUCK, PLYMOUTH, 135(2.2L),153(2.5L)	
<b>GWCR-29A</b> 4654393 5281175  (AW7140)	93-96 93-97	CHRYSLER CONCORDE V-6 3.3L(201) DODGE INTREPID,EAGLE VISION V-6 3.3L(201)	

# CHRYSLER






PART NO.	APPLICATION GUIDE		
<b>GWCR-30A</b> 4667660 MO4667660  (AW7150)	95-98 95-98 95-98 95-97 96-98 95-98	CHRYSLER SEBRING,DODGE AVENGER 4cyl 2.0L(1997cc) DODGE NEON,STRATUS 4cyl 2.0L(1996cc) EAGLE TALON 4cyl 2.0L(1997cc) w/o TURBO MITSUBISHI ECLIPSE 4cyl 2.0L(1997cc) w/o TURBO PLYMOUTH BREEZE 4cyl 2.0L(1996cc) PLYMOUTH NEON 4cyl 2.0L(1996cc)	
<b>GWCR-31A</b> 4882837 4556541 4882837  (AW7141)	93-94 94 93-94	CHRYSLER CONCORDE V-6 3.5L(215) CHRYSLER LHS,NEW YORKER V-6 3.3L(215) DODGE INTREPID,EAGLE VISION V-6 3.5L(215)	
<b>GWCR-32A</b> 0500385AA 4663296 5003085 5663296 (AW7151)	95-97 95-96 95-97 97	CHRYSLER CONCORDE,LHS V-6 3.5L(215) CHRYSLER NEW YORKER V-6 3.5L(215) DODGE INTREPID,EAGLE VISION V-6 3.5L(215) PLYMOUTH PROWLER V-6 3.5L(215)	
<b>GWCR-33A</b> 04621489 4621489  (AW7153)	96 95-96 96	CHRYSLER CIRRUS,SEBRING 4cyl 2.4L(2429cc) DODGE STRATUS 4cyl 2.4L(2429cc) DODGE GRAVAN,MINI,VAN,PLYMOUTH VOYAGER 2.4L(148)	
<b>GWCR-34A</b> 04663296AB  (AW7158)	97            3500	CONCORD    V6 215(F) LHS            (6 Fastener Design) INTERPID VISION	
<b>GWCR-35A</b> 4792195  (AW7162)	99            3200 98            3500	300M    215 LHS      197(J) CONCORDE INTERPID	
<b>GWCR-36A</b> 53020280 53021018 53021018AB  (AW7160)	93-98        3900 5200 5900	DODGE TRUCK    239 V6 B100/150/200/    318 V6 250/300/350/    360 1500/2500/3500 D100/150/200/ 250/300/350 (PICKUP 2 WHEEL DRIVE) RAM1500/2500/3500 (PICKUP 2&4 WHEEL DRIVE) DOKOTA,DURANGO	<div style="border: 2px solid black; padding: 5px; width: fit-content; margin: 10px auto;"> <b>OUTLET HOLE DRILLED</b> </div> 



# CHRYSLER

PART NO.			APPLICATION GUIDE	
<b>GWCR-37A</b> 53008354  (AW7159)	92		DODGE TRUCK 239 V6 B100/150/200/250/300/350/1500/2500/3500 318 V8 D100/150/200/250/300/350 (PICKUP 2 WHEEL DRIVE) DOKOTA,DURANGO	<div style="border: 1px solid black; padding: 2px; width: fit-content; margin: 0 auto;"> <b>OUTLET HOLE TAPPED</b> </div> 
<b>GWCR-38A</b> 3283803 3802004 3802358 3802970 4429404 F3HZ-8501ARM  (AW7145)	93-97         93-96 90-96 93-94 90  93-00	5900	FORD TRUCK 360 FD1060 CUMMINS- SERIES400-1100 -DIESEL CF700/800,F700/800 L900,LA800/900,LL900 LN700,LS900,LT800/900 LTL900,LTS800/900 CFT800,L800,LS800 FT900 B600/700,F600 FT800  DODGE TRUCK 360 CUMMINS TURBO- W100/150/200/250/300/350 -DIESEL D100/150/200/250/300/350 RAM 1500/2500/3500 (PICKUP 2&4 WHEEL DRIVE)  CUMMINS DIESEL B SERIES	
<b>GWCR-39A</b> 4694307AB 4649307AC  (AW7156)	97 96 01-02 01-02 97-99 00-02	2000	CIRRUS 2.4L 2.4L W/MECHANICAL TENSIONER  PT CRUISER 2.4L 148 SEBRING 2.4L 4DOOR CONVERTIBLE GRAND VOYAGER 2.4L 148B	
<u>DISCONTINUED</u>			<b><u>GWCR-07AP(3837641)</u></b> <b><u>GWCR-21A(2808649,2951330,3004866)</u></b> <b><u>GWCR-22A(1881803,2196996,2585291,3004715)</u></b> <b><u>GWCR-23A(A3716593)</u></b> <b><u>GWCR-25A(3004991)</u></b>	

# DAIHATSU

PART NO.	APPLICATION GUIDE					
GWD-11A 16100-87303	DG  DIESEL	2500	DELTA	DV26,SV18/26	(73.09-77.08)	
GWD-12A 16100-87501 16100-87502 16100-87503 16100-87504	ZM	360	HIJET ATRAI	S38	(71.09-81.08)	
GWD-13A 16100-59016/7	B  DIESEL	3000	DELTA	DV28,SV28 V10/11/12/17/18	(72.03-77.08) (77.08-80.09)	
GWD-14A 16100-87304/5 16100-87307/8/9 16100-87380	DG  DIESEL	2500	DELTA TAFT RUGGER	V20/23/24/25/26 F50	(77.08-82.10) (78.08-82.08)	
GWD-15A 16100-87701/5/6	AB CB	550 1000	FELLOW MAX / CUORE  CHRADE	L40 L40V L45 G10	(76.05-79.02) (76.06-80.06) (79.02-80.06)	
GWD-16A* ( 16100-87780 16100-87781 W/HOUSING NO. )	AB	550	HIJET ATRAI HADIVAN	S40/60 L55V	(76.04-81.03)	
GWD-17A 16100-87787 16100-87796	CB CL	1000 1000	CHRADE	G11 G101S G30	(83.01-85.01) (87.01-93.01) (85.02-93.01)	
GWD-24A 16100-28030	12T	1600	CHRMANT	A20/40	(79.08-81.07)	





# DAIHATSU

PART NO.	APPLICATION GUIDE					
<b>GWD-25A</b> 16111-87780  [ 16100-87782/4/9 W/HOUSING NO. ]	AB	550	HIJET ATRAI	S65/66 S66V	(81.04-86.05) (82.03-86.05)	
<b>GWD-26A</b> 16100-87788 16100-87707	AB	550	FELLOW MAX / CUORE L54/55/55V/56		(80.06-85.08)	
<b>GWD-27A</b> 16100-87786	CB	1000	CHARADE	G100S G100S(TBO) G11	(87.01-93.01) (87.01-88.01) (85.01-86.12)	
<b>GWD-28A</b> 16100-87381 16100-87382	DG DL  DIESEL	2500 2800	DELTA TAFT RUGGER	V20/23/24/25/26 V54/56 F50 F60	(82.10-83.02) (78.02-84.08) (82.08-82.10) (82.08-84.03)	
<b>GWD-29A</b> 16100-87280 16100-87281	EB	550	LEEZA MIRA	L70S/70V/71V L100S/100V	(86.11-90.07) (85.08-90.02)	
<b>GWD-30A</b> 16100-87580 16100-87582	EB	550	HIJET ATRAI	S80C/80P/81C/81P S80P/S81P(SPC)	(86.05-90.04) (87.05-90.04)	
<b>GWD-31A</b> 16100-87581 16100-87583	EB	550	HIJET ATRAI	S80V/81V	(86.05-90.04)	
<b>GWD-32A</b> 16100-87182 16100-87184	HCE HCF HEEG HD HDEG HDEP	1300 1300 1500 1600 1600 1600	APPLAUSE CHARADE PYZAR	A101S/111S G102S/112S G200S/203S/213S G201S G301G/311G G303G/313G	(89.06-00.05) (88.01-93.01) (93.01-00.03) (93.07-98.07) (97.09-02.07) (96.08-02.07)	

# DAIHATSU









PART NO.	APPLICATION GUIDE					
GWD-33A 16100-87394	DL	2800	TAFT RUGGER	F70	(87.09-90.11)	
GWD-34A 16100-87790 16100-87797	CB	1000	CHARADE	G100S(TBO)	(87.01-93.01)	
GWD-35A 16100-87109 16100-87183 16100-87185	HCEJ HDE	1300 1600	TERIOS ROCKY	J100G F300S	(97.03-00.05) (90.07-94.05)	
GWD-36A 16100-87244 16100-87248 16100-87283 16100-87287	EFCL EFEL EFFL EFHL EFJL EFKL EFLX	660 660 660 660 660 660 660	LEEZA MIRA OPTI	L111S L111SK L200S/200V/210S L210V L220S L300S/310S L500V/510V L510S	(90.08-92.07) (91.11-92.07) (90.03-95.01) (90.04-94.08) (90.04-93.07) (92.02-98.08) (94.08-98.08) (94.08-95.10)	
GWD-37A 16100-87509 16100-87590	EFCS	660	HIJET ATRAI	S82C/82P/83C/83P	(90.04-94.01)	
GWD-38A 16100-87510 16100-87591	EFES EFTS EFVS EFXS	660 660 660 660	HIJET ATRAI	S82V/83V(EFI) S82V/83V(TBO) S82V/83V(GAS) S82W/83W(GAS)	(92.08-94.01) (90.04-94.01) (90.04-94.01) (91.08-94.01)	
GWD-39A 16100-87505 16100-87507 16100-87592	EFCK EFES EFNS EFTS	660 660 660 660	HIJET ATRAI MIDGIT	K100C K100P S100C/100CT/100P/100V/100W S110C/110CT/110P/110V/110W S120V/130V	(97.01-99.08) (96.03-99.08) (94.01-98.12) (94.01-98.12) (94.01-96.12)	

# DAIHATSU

PART NO.	APPLICATION GUIDE			
<b>GWD-40A</b> 16102-87201 16102-87204 16102-87207	EFDE 660 EFDEM 660 EFDET 660 EFGL 660 EFGS 660 EFRL 660 EFRS 660 EFVE 660 EFVN 660 EFZL 660 EFZS 660 EJDE 1000 EJVE 1000	HIJET/ATRAI J131G MAX M200G MIRA L950S/960S MOVE L701S/711S NAKID L150S/160S/250S/260S OPTI L250V/260V STORIA L350S/360S TANTO L600S/610S TERIOS L500S/510S TERIOS KID S100C/100CT/100P/100V/100W TERIOS LUKIA S110P/110V/110W/120V/130V YRV M100S/110S J111G L700S/710S/900S/910S L800S/810S S200C/200P/210P L700V/710V/750S/760S	(00.01- ) (00.08-02.12) (01.11-04.05) (02.08-05.03) (02.10-04.04) (02.12-05.08) (03.11-04.05) (95.08-98.09) (95.10-98.08) (95.12-98.12) (95.12-98.12) (98.01-04.05) (98.10- ) (98.10-05.03) (98.11-02.08) (98.12-05.03) (99.11-02.12)	
( 16100-87249 16100-87508 W/HOUSING NO. )				
<b>GWD-40AH</b> 16100-87228 16100-87245 16100-87249	EFDE 660 EFDEM 660 EFDET 660 EFGL 660 EFRL 660 EFVE 660 EFVN 660 EFZL 660 EFDE 660	OPTI J131G TANTO L950S/960S MOVE L150S/160S MIRA L350S/360S MAX L600S/610S TERIOS KID L500S/510S NAKED J111G L700S/710S/900S/910S L800S/810S L700V/710V L750S/760S	(00.01-) (01.11-04.05) (02.10-04.04) (03.11-04.05) (95.08-98.09) (95.10-98.08) (98.10-) (98.10-) (98.11-02.08) (99.11-02.12) (99.11-03.12)	
<b>GWD-41A</b> 16102-87202 16102-87205 16102-87208	EFDET 660 EFZL 660	MIRA L150S/160S/250S/260S MOVE L300S/310S OPTI L350S/360S TANTO	02.12-04.04 95.10-98.08 03.11-05.06	
( 16100-87230 16100-87246 16100-87251 W/HOUSING NO. )				
<b>GWD-41AH</b> 16100-87230 16100-87246 16100-87251	EFDET 660 EFZL 660	MIRA L150S/160S/250S/260S MOVE L300S/310S OPTI L350S/360S TANTO	(02.12-04.04) (95.10-98.08) (03.11-05.06)	



# DAIHATSU








PART NO.	APPLICATION GUIDE				
GWD-44A 16100-87247 16100-87250 16100-87288	JBEL 660 JB JL 660	MIRA L502S/512S MOVE L602S	(94.08-98.08) (95.08-98.09)		
GWD-45A 16100-97206 16100-97212	JBDET 660 JBDET 660 JCDET 660	COPEN L880K MAX L952S/962S MOVE L902S STORIA L912S L802S M112S	(02.06-04.05) (01.11-04.05) (98.10-02.09) (01.10-02.09) (98.11-00.02) (98.03-04.05)		
GWD-46A 16100-87390 16100-87395	DL 2800  DIESEL	DELTA V57 TAFTA F73G RUGGER F73W F78G F78W	(84.09-95.04) (93.05-97.05) (93.05-97.05) (93.05-97.05) (93.05-97.05)		
GWD-47A 16100-97221 16100-97240 16100-97502	EFSE 660	HIJET S200C/P/V ATRAI S200W MIDGIT S210C/P/V S210W K100C/P	(98.12-) (00.01-) (98.12-) (00.01-) (99.08-01.07)		
GWD-48A 16100-97207 16100-97241	EFSE 660	OPTI L800S/810S MIRA L250S/250V/260S/260V MOVE L700S/700V/710S/700V L900S	(98.11-) (02.12-) (98.10-02.12) (98.10-00.10)		
GWD-49AH 16100-87231 16100-87506 16100-87508	EFZS 660 EFGS 660 EFRS 660	HIJET S100C/CT/P/V/W ATRAI S110P/V/W S120V S/130V	(95.12-98.12) (95.12-98.12) (95.12-98.12) (95.12-98.12)		
GWD-50AH 16100-97205  <b><u>(GWD-50AH=GWT-134AH)</u></b>	EJVE 1000 EJDE 1000	MIRA L701S/711S STORIA M100S/110S YRV M200G	(02.08-05.03) (98.01-04.05) (00.08-02.12)		
GWD-51A 16102-97207-000	EFDET 660	Tanto L350S/360S(TURBO)	(03.11-05.06)		

# DAIHATSU







PART NO.	APPLICATION GUIDE			
<b>GWD-51AH</b> 16100-97243-000	EFDET    660	Tanto        L350S/360S(TURBO)	(03.11-05.06)	
<b>GWD-52A</b> 16102-97206-000	EFDEM    660 EFDET    660 EFVE      660 EFVN      660	MAX        J111G/131G(TURBO) MIRA       L250V/260V TANTO      L350S/360S TERIOS     L950S/960S(EFI) TERIOS KID L950S/960S(TURBO)	(03.08-) (02.12-) (03.11-04.05) (01.11-04.05) (02.05-04.05)	
<b>GWD-52AH</b> 16100-B9120-000 16100-B9050-000 16100-97242-000	EFDEM    660 EFDET    660 EFVE      660 EFVN      660	MAX        J111G/131G(TURBO) MIRA       L250V/260V TANTO      L350S/360S TERIOS     L950S/960S(EFI) TERIOS KID L950S/960S(TURBO)	(03.08-) (02.12-) (03.11-04.05) (01.11-04.05) (02.05-04.05)	



# FIAT







PART NO.	APPLICATION GUIDE	
<p>GWFI-01A 4297101</p> <p>( 4194951 4243593 4329406 4384128 5882695 5983960 W/HOUSING NO.)</p>	69-78	<p>128,X 1/9 ZASTABA 101 SEAT 128</p> 
<p>GWFI-02A 4067807</p>	61-69	<p>1300,1500,1800,1100T ZASTAVA 1300,1500 PZ125,POLSKI FAT 125P</p> 
<p>GWFI-03A 4314160 4314162 4331825 5882689</p>	74-	<p>132GLS,131RALLY,RACING 131(USA),124 SPECIAL SEAT 132</p> 
<p>GWFI-04A 4129810 5882684</p>	66-75	<p>124,241 SEAT 124,124 SPECIAL</p> 
<p>GWFI-05A 4320086 4332090 4332336 5882690</p>	74-76	<p>131 S MIRAFIORI 131 SUPER</p> 
<p>GWFI-06A 2101-1307010 4197598</p>	72-	<p>LADA(USSR) 1200L 1300L,1500S,1600GL,VAZ124, VAZ2101,ZHIGULI</p> 
<p>GWFI-07A 4336009 5882691 7597577</p>	77-	<p>127(1050cc)</p> 

# FIAT

PART NO.	APPLICATION GUIDE		
GWFI-09A 4269431	72-76	132,124 SPECIAL	
GWFI-10A 4243679 4296890	70- 70-78	127(900cc) AUTOBIANCH A112	
GWFI-10AH 4384129 5939200 5882694	70- 70-78	127(900cc) AUTOBIANCH A112	
GWFI-11A 4081489	59-	FIAT 1500,1500L,1800B disengaging fan 2300 w/o air cond. POLSKI 125P ZASTAVA 1500	
GWFI-12A* 4405285 4429224 4429228 4465144 5924366 5990701 7633560 W/HOUSING + PULLEY NO.	79-	REGATA 1300cc,1500cc RITOMO 1300cc 65,75L,75C REGATA 1300cc,1500cc A/T X-1/9,STRADA U.S.A. MODEL TIPO 1400cc,1600cc	
GWFI-13A 5973713 7640163	86- 85-	PANDA 750cc,1000cc UNO 1000cc LANCIA Fire 1000cc	










# FORD

PART NO.	APPLICATION GUIDE	
<b>GWF-06A</b> APW5000 XC8501CRB	76-	(AUSTRALIA) CORTINA TD,TE200,250,3.3 litre FAIRLANE ZH,ZJ250,3.3,4.1 litre FALCON XC,XD250,3.3,4.1 litre 
<b>GWF-07A</b> APW5003	63-77	FALCON(AUSTRALIA) XD 6cyl w/Air conditioning 
<b>GWF-08A</b> 5004981 5005039 5005171 5005794 6007276	69-74 65-70 66-72 72-74 65-70 73-  76-77	(U.K.) CAPRI 2000GT,V4 3000 CORSAIR 2000,2000E V4 ZEPHYR V4,V6 MKIV,ZODIAC MKIV,CONSUL 2000 V4 12/30 CWT TRANSIT 75 petrol A series TRUCK 2000, 3000 diesel (GERMANY) GRANADA 2500,3000 
<b>GWF-08AH</b> 1446372 1446373 1501255 682F-8501AA/BA 722F-8501AA	69-74 65-70 66-72 72-74 65-70 73-  76-77	(U.K.) CAPRI 2000GT,V4 3000 CORSAIR 2000,2000E V4 ZEPHYR V4,V6 MKIV,ZODIAC MKIV,CONSUL 2000 V4 12/30 CWT TRANSIT 75 petrol A series TRUCK 2000, 3000 diesel (GERMANY) GRANADA 2500,3000 
<b>GWF-09A</b> 1511175 , 5004988 5020424 , 6031236 715F-8501AAD A790X8591ADA 88VX8591AA	77-	TRANSIT diesel 2400cc 
<b>GWF-10A</b> 5005197 , 6039328 6050034 , 6050907 77BF8501AA/AB A790-8591HFA D8RZ-8501A , EPW985	76-80	FIESTA(GERMANY,USA)  1600cc 









# FORD

PART NO.	APPLICATION GUIDE	
<b>GWF-11A</b> D0AZ-8501C/E D1AZ-8501A D2SZ-8501A D6AZ-8501A	77-82 70-79 73-79	8cyl FORD TRUCK,351(M),400 8cyl FORD,MERCURY,351(C,M),400 8cyl LINCOLN,351(M),400  <p style="text-align: right;">●Aluminum body</p> 
<b>GWF-14A</b> 1527289 , 5005194 5007749 , 5007852 6043065 , 6049790 A810X8591FA/HA	70-	GRANDA,CORTINA,TAUNUS CAPRI,CONSUL,SIERRA V6 ENG.1800,2000 2300,2600,2800  
<b>GWF-15A</b> D27Z-8501A D77Z-8501A	72-83	COURIER PICK-UP 1800,2000  
<b>GWF-16A</b> D4FZ-8501A D8FZ-8501A	74-82	COURIER,PINTO 2300 MERCURY Bobcat,Comet,Montego 4cyl & 6cyl  
<b>GWF-17A</b> 5004998 , 5020425 6065714 791F8501AA 88AX8591AA A790X8591ARA	73-	ESCORT 1100 & 1300 & 1600 CORTINA MK 1300  
<b>GWF-18A</b> 5004995/7 , 5006043/6 5009286/7 , 5010887 6065711/2 , 6135823 A790X8591ANA A820X8591BA A830X8591JA	79-	TAUNUS,CORTINA,CAPRI GRANADA,TRANSIT 1300,1600,2000  
<b>GWF-21A</b> E2DZ-8501A	82-85	FORD LTD,MUSTANG T-BIRD F100 LINCOLN CONTINENTAL MERCURY MARQUIS,COUGAR/XR7 V6 230(3800cc)  
<b>GWF-22A</b> D4BZ-8501A E3BZ-8501A E3TZ-8501A E4BZ-8501A	82  82-83 82-87 82-87	V-6 LINCOLN CONTINENTAL, 230(3.8L) V-6 FORD TRUCK F100,230(3.8L) V-6 FORD,230(3.8L) V-6 MERCURY,230(3.8L)  




# FORD

PART NO.	APPLICATION GUIDE	
<b>GWF-23A</b> C9TZ-8501A D0AZ-8501F D0OZ-8501B/C D0ZZ-8501A/B D6ZZ-8501B	70-82 69-87 77-80 70-82	8cyl FORD,255,302,351(W) 8cyl FORD TRUCK,255,302,351(W) 8cyl LINCOLN,302,351(W) 8cyl MERCURY,255,302,351(W)  ●Aluminum body 
<b>GWF-24A</b> D3RY-8501B D4ZZ-8501A D6ZZ-8501A D8ZZ-8501A	74-79  73	FORD MUSTANG,PINTO MERCURY BOBCAT,CAPRI V6 171(2800cc) MERCURY CAPRI V6 159(2600cc)  ●Aluminum body 
<b>GWF-25A</b> 1499785 5005193 6043064 71F8501AA A7908591HBA	71-79	TAUNUS,CAPRI,CONSUL,GRANADA V6 w/o FAN CLUTCH 1800,2000,2300,2600,2800cc  
<b>GWF-26A</b> D9AZ-8501A E0AZ-8501A	80-85	FORD,MERCURY,LINCOLN PASSENGER V8 255(4200cc),302(5000cc), 351(5800cc),WINDSOR eng  
<b>GWF-27A</b> D9ZZ-8501A E0ZZ-8501A E2ZZ-8501A	79-85	FORD MUSTANG MERCURY CAPRI V8 255(4200cc),302(5000cc)  
<b>GWF-28A</b> D5BZ-8501A D8BZ-8501A	75-85 (from APRIL 75)	FORD,MERCURY PASSENGER 6cyl 200(3300cc)  ●Aluminum body 
<b>GWF-29A</b> C0DE-8587A C0DZ-8501A/B/C C6DZ-8501A/B/C/D D4DZ-8501A	60-75  75 (before APRIL 75)	FORD BRONCO,FALCON MAVERICK, MUSTANG E100,P100 MERCURY COMET,MONTEGO 6cyl 144(2400cc),170(2800cc), 200(3300cc) FORD,MERCURY 6cyl 200(3300cc),w/o Air con.  ●Aluminum body 

# FORD

PART NO.	APPLICATION GUIDE	
<b>GWF-31A</b> E3TZ-8501F	84-85 83-85	FORD BRONCO FORD TRUCK RANGER 6cyl 171(2800cc)   ●Aluminum body
<b>GWF-35A</b> D2VY-8501A D4VY-8501A D5TZ-8501G D8TZ-8501B E4TZ-8501D/E	73-85  70-78	FORD TRUCK V8 460(7500cc) FORD,MERCURY V8 429(7000cc),460(7500cc)  
<b>GWF-36A*</b> ( E43Z-8501A E93Z-8501A W/HOUSING NO. )	84-85	FORD TEMPO MERCURY TOPAZ 4cyl 140(2300cc)  
<b>GWF-37A</b> C5AZ-8501C/D/G/F/M C5AZ-8501N/R/S/U/V/W C8AZ-8501A/B D0AZ-8501A/D D2TZ-8501C , D4TZ-8501B	64-76	FORD,MERCURY FAMILY,TRUCK,INDUSTRIAL (Partial applications) V8 330(5400cc),352(5800cc), 360(5900cc),390(6400cc), 410(6700cc),427,428,429(7000cc)  
<b>GWF-38A</b> C9DZ-8501A D0DZ-8501A D1DZ-8501A D2DZ-8501A D5DZ-8501A	69-80	FORD,MERCURY PASSENGER *Partial applications 6cyl 250(4100cc)   ●Aluminum body
<b>GWF-39A</b> D4TZ-8501C D5TZ-8501B E2TZ-8501A E4TZ-8501B	74-82  84-85 82	FORD TRUCK 6cyl 300(5000cc) <b><u>GWF-39A=(GWF-32A)</u></b> FORD BRONCO,TRUCK E-F150/350 (single rear wheel) FORD BRONCO,TRUCK E-F150/350 6cyl 300(5000cc)   ●Aluminum body
<b>GWF-40A</b> 5008470 A810X-8591SA 5018852	81-	ESCORT 1.1,1.3,1.6 CVH eng  
<b>GWF-41A</b> C6AZ-8501A/B/C D2AZ-8501A D5TZ-8501A E3TZ-8501G	71-77  65-70	FORD TRUCK 150-350 series P350-500 series 300 eng  FORD TRUCK 240,300 eng MERCURY METEOR 240 eng V6   ●Aluminum body

# FORD








PART NO.	APPLICATION GUIDE		
<b>GWF-42A</b> C5AZ-8501E/H/L/T C5OZ-8501B/C/D/G C9AZ-8501A/B C9ZZ-8501A D3UZ-8501A	65-77	FORD TRUCK,PASS MERCURY  V8 289,302,351 eng	 <p>●Aluminum body</p>
<b>GWF-44A</b> E1AZ-8501A	80-86	FORD PASS.TAXI,POUCE MERCURY PASS.TAXI,POUCE LINCOLN V8 302,351 eng	
<b>GWF-46A</b> 5005916 5020823 88AX8591BA A790X8591RJA	80-	TRANSIT  (U.K.) Diesel 2400cc	
<b>GWF-47A</b> 5004980 5007851 A790X8591NA A810X8591GA	79-81	CORTINA MK  V6 2300cc	
<b>GWF-48A</b> E6DZ-8501A	86-87	FORD TAURUS MERCURY SABLE V6 3000cc	
<b>GWF-49A</b> 5011846 A830X-8591CTA 85TF-8505AA		FORD (GERMANY) SIERRA  2800cc	 <p>●Aluminum body</p>
<b>GWF-50A</b> E1FZ-8501B E3FZ-8501B E6FZ-8501A E7FZ-8501A	81-87	FORD ESCORT,1 MERCURY LYNX 4cyl 1900cc LYNX,ESCORT 4cyl 1600cc	<p><b><u>GWF-50A=(GWF-13A)</u></b></p> 
<b>GWF-51A*</b> ( E6DZ-8501B E9DZ-8501B W/HOUSING NO. )	86-87	FORD TAURUS MERCURY SABLE 4cyl 2500cc	



# FORD

PART NO.	APPLICATION GUIDE	
GWF-52A* ( E43Z-8501B W/HOUSING NO. )	84-86	FORD ESCORT,TEMPO MERCURY LYNX,TOPAZ 4cyl 2000cc diesel 
GWF-53A E69Z-8501A	86-88	FORD AEROSTAR 6cyl 183 eng 
GWF-55A E7TZ-8501B	87	FORD TRUCK E-F 150/350 BRONCO 6cyl 300 eng ●Aluminum body 
GWF-56A E6AZ-8501A	86-93	FORD MUSTANG,THUNDERBIRD MERCURY CAPRI,COUGER V8 302 eng 
GWF-57A E5ZZ-8501A	85	FORD LTD,MUSTANG MERCURY CAPRI,MARQUIS V8 302 High output eng (5000cc) 
GWF-58A E6TZ-8501A	86-92	FORD BRONCO ,RANGER 6cyl 177 2900cc eng 
GWF-59A APW5009	88-94	(AUSTRALIA) FALCON EA,EB,ED 3.9L,4.0L 
GWF-60A E8DZ-8501A	88-93	FORD JAURUS,MERCURY SABLE, LINCOLN CONTINENTAL 6cyl 230(3800cc) 









# FORD

PART NO.	APPLICATION GUIDE	
<p>GWF-61A E6ZZ-8501A</p>	<p>88-89</p> <p>83-89</p>	<p>FORD MUSTANG, THUNDERBIRD, MERCURY COUGAR, MERKUR, XR4Ti 4cyl 140(2300cc)</p> <p>FORD RANGER 4cyl 121(2000cc) 140(2300cc) EXC. DIESEL</p> 
<p>GWF-62A E8TZ-8501A F0TZ-8501F</p>	<p>87-92</p>	<p>FORD TRUCK E-F 150/350, BRONCO 6cyl 300(4900cc)</p> <p>●Aluminum body</p> 
<p>GWF-63A E8SZ-8501A E9SZ-8501A</p>	<p>88-</p>	<p>FORD THUNDERBIRD, MERCURY COUGER</p> <p>6cyl 230(3800cc)</p> 
<p>GWF-64A E92Z-8501A</p>	<p>88-</p>	<p>FORD PROBE</p> <p>4cyl (2200cc)</p> 
<p>GWF-65A 5013320 5020651 A840X8591BCA</p>	<p>86-</p>	<p>(GERMANY) ESCORT 1600(CVH) ESCORT 1600(CVH) VAN FIESTA 1600(CVH) ORION 1600(CVH)</p> <p>(U.K.) ESCORT 1400,1600(CVH) ESCORT 1400,1600(CVH) VAN FIESTA 1400,1600(CVH) ORION 1400,1600(CVH)</p> 
<p>GWF-66A E8BZ-8501A E8BZ-8501B</p>	<p>87-</p>	<p>FESTIVA 1300 MERCURY Tracer 1600 (KOREA KIA) PRIDE</p> 
<p>GWF-67A E7TZ-8501A E9TZ-8501D F0TZ-8501E</p>	<p>87-94</p>	<p>FORD TRUCK, BRONCO 302(5000cc), 351(5800cc) eng V8</p> 







# FORD

PART NO.	APPLICATION GUIDE	
<p>GWF-68A C5TZ-801A/B/C</p>	65-70	<p>FORD TRUCK 300 H.D.eng 6cyl</p> 
<p>GWF-69A F0CZ-8501A</p>	91	<p>FORD Escort, MERCURY Tracer (1900cc) 4cyl eng</p> 
<p>GWF-70A E8AZ-8501A F0AZ-8501A</p>	88-91	<p>FORD MERCURY Passenger LINCOLN TOWN Car 302(5000cc) V8 eng</p> 
<p>GWF-71A E9JY-8501B</p>	<p>91-96 91-94</p>	<p>4cyl FORD ESCORT, MERCURY TRACER, 109(1.8L) 4cyl MERCURY CAPRI, 98(1.6L)</p> 
<p>GWF-72A F1CZ-8501A</p>	91-96	<p>4cyl FORD ESCORT MERCURY TRACER, 116(1.9L)</p> 
<p>GWF-73A F3XY-8501B</p>	93-94      3000	<p>MERCURY VILLAGER VAN</p> 
<p>GWF-75A F4AZ-8501A F1VY-8501A  (AW4066)</p>	91-96	<p>LINCOLN, MERCURY 281(4.6L)</p> 
<p>GWF-76A F3TZ-8501E F2UZ-8501A F5TZ-8501A  (AW4079)</p>	92-93	<p>FORD TRUCK 300(4.9L)</p> 









# FORD

PART NO.	APPLICATION GUIDE		
<p>GWF-77A F0TZ-8501D</p> <p>(AW4060)</p>	90-96	<p>AEROSTAR, BRONCO , EXPLORER, RANGER 244(4.9L)</p>	
<p>GWF-78A*</p> <p>( EF8501KT W/PULLEY NO. )</p>	94-02	<p>FORD FALCON 6cyl(4.0L) AUSTRALIA USE. EF</p>	
<p>GWF-78AP EF8501KT</p>	94-02	<p>FORD FALCON 6cyl(4.0L) AUSTRALIA USE. EF</p>	
<p>GWF-79A F4DZ-8501A</p> <p>(AW4089)</p>	<p>94-95</p> <p>95</p> <p>94</p>	<p>FORD TAURUS, MERCURY SABLE V-6 3.8L(232)</p> <p>FORD WINDSTAR V-6 3.8L(232)</p> <p>LINCOLN CONTINENTAL V-6 3.8L(232)</p>	
<p>GWF-80A F4SZ-8501A</p> <p>(AW4090)</p>	94-95	<p>FORD MUSTANG V-6 3.8L(232)</p> <p>FORD THUNDERBIRD, MERCURY COUGAR V-6 3.8L(232) w/o SUPERCHARGED</p>	
<p>GWF-81A F5TZ-8501A F6TZ-8501KA F6TZ-8501KB</p> <p>(AW4099)</p>	93-96	<p>FORD E100/350 VAN, F100/350 PICKUP 6cyl 4.9L(300)</p>	
<p>GWF-82A F5DZ-8501A F6DZ-8501FA</p> <p>(AW4094)</p>	<p>95</p> <p>96-98</p> <p>95-98</p>	<p>FORD TAURUS V-6 3.0L(183) Exc SHO</p> <p>FORD TAURUS, MERCURY SABLE V-6 3.0L(183) SOHC Eng</p> <p>FORD WINDSTAR V-6 3.0L(183)</p>	
<p>GWF-83A F3LY-8501A F3LY-8501B F6LZ-8501AA</p>	<p>96-98</p> <p>94-98</p> <p>93-98</p>	<p>FORD MUSTANG V-8 4.6L(281)</p> <p>FORD THUNDERBIRD, MERCURY COUGAR V-8 4.6L(281)</p> <p>LINCOLN MARK V V-8 4.6L(281)</p>	









# FORD

PART NO.	APPLICATION GUIDE		
<b>GWF-84A</b> F57Z-8501A F87Z-8501BA ZZM3-15-010  (AW4093)	95-98	FORD RANGER 4cyl 2.3L(140),2.5L(151)	<b><u>GWF-84A=(GWMZ-44A)</u></b>
	95-97	MAZDA B2300 PICK UP 4cyl (2295cc)	
<b>GWF-85A</b> F59Z-8501A ZZM7-15-010 F59Z-8501A  (AW4095)	95-98	FORD AEROSTAR,RANGER V-6 3.0L(183)	<b><u>GWF-85A=(GWMZ-45A)</u></b>
	95-98	MAZDA B3000 PICK UP V-6 3.0L(2999cc)	
<b>GWF-86A</b> 5020121 EPW97 88YX8591AA		FORD SIERRA 1800cc,ESCORT 1600cc	
<b>GWF-87A</b> 5012773 5024545 EPW20 EPW38	85	FORD TRANSIT DIESEL	
<b>GWF-88A</b> 5020437 , 5025908 5026783 EPW71 , FWP1464 QCP2652	90-91	FORD ESCORT 1100cc,1300cc	
	89-91 90-91	FIESTA 1000cc,1100cc,1300cc ORION 1100cc,1300cc	
<b>GWF-89A</b> 5020242 , 5024297 EPW40 FWP1465 QCP2673	90-	FORD ESCORT 1800cc DIESEL	
	89-	FORD FIESTA 1800cc DIESEL	
90-	FORD ORION 1800cc DIESEL		
<b>GWF-90A</b> F5RZ-8501B 68788045 EPW76  (AW4088)	95-97	FORD CONTOUR,MERCURY MYSTIQUE 4cyl 2.0L (1989cc)	
		MONDEO 1600cc ZH16,1800cc ZH18,2000cc ZH20	
<b>GWF-91A</b> F5RZ-8501A F63Z-8501AA XS2Z-8501BC  (AW4091)	95-98	FORD CONTOUR,MERCURY MYSTIQUE V-6 2.5L (2450cc)	

# FORD

PART NO.	APPLICATION GUIDE		
<b>GWF-92A</b> F4ZZ-8501A F4ZZ-8501B  (AW4087)	94-95		MODEL FORD MUSTANG V-8 5.0L(302) 
<b>GWF-93A</b> F1SZ-8501A F3PZ-8501A  (AW4057)	91-93		FORD THUNDERBIRD V-8 5.0L MERCURY COUGER V-8 5.0L(302) FALCON V-8 5.0L(AUSTRALIA) 
<b>GWF-94A</b> F6ZZ-8501A F6ZZ-8501BE F7ZZ-8501AA F8ZZ-8501AA (AW4103)	96-98 96-97		FORD MUSTANG V-6 3.8L(232*4) FORD THUNDERBIRD V-6 3.8L(232*4) MERCURY COUGAR V-6 3.8L(232*4) 
<b>GWF-95A</b> F6DZ-8501A F7DZ-8501A  (AW4098)	98- 96-97	3000 3000	TAURUS 183(V6 3.0L) SABLE 183(V6 3.0L)(DOHC) 
<b>GWF-96A</b> F87Z-8501CA  (AW4101)	97-98  98- 99-	5000  5000 5000	EXPLORER 302 V8 MOUNTAINEER  AUSTRALIA FALCON V8 UTE AND VAN V8 
<b>GWF-97A</b> F68Z-8501A XF2Z-8501AA  (AW4102)	96-98	3800	WINDSTAR 232 V6 
<b>GWF-98A</b> F65Z-8501BA F6TZ-8501JB XL3Z-8501AA  (AW4100)	97 97-98 98	4600 5400	BRONCO 281 V8 F100/350 281/330 V8 EXPEDITION 330 V8 LINCOLN NAVIGATOR 
<b>GWF-99A</b> F7CZ-8501AB  (AW4107)	97-99	2000	ESCORT 4cyl 122(P)(SOHC) ESCORT GT EXP ZX2 

# FORD








PART NO.	APPLICATION GUIDE		
<b>GWF-100A</b> F8RZ-8501EN F8RZ-8501NE  (AW4115)	98- 2000    00- 2000	CONTOUR 4cyl (3) ESCORT 4cyl (3) ESCORT GT (ZX2,DOHC) EXP ZX2 FOCUS 4cyl (3)(P) DOHC	
<b>GWF-101A</b> F85Z-8501AA  (AW4105)	97- 4200	FORD TRUCK F100/350 V-6 256(2) PICK UP F150/250	
<b>GWF-102A</b> F77Z-8501AD  (AW4108)	97- 4000	FORD TRUCK V-6 255(E) EXPLORER	
<b>GWF-103A</b> YF3-8501AB  (AW4097)	95-00 4600	LINCOLN 281(4.6L) CONTINENTAL	
<b>GWF-104A</b> E9TZ-8501B  (AW4018)	83-88 6900 89-94 7300	FORD TRUCK 420(1) V-8 E100/350 VAN 446(M)(C) E SUPER DUTY- VAN F100/350 PICK UP	
<b>GWF105A*</b> ( 902C-8501AA W/HOUSING NO. )	89-93	SAPPHIRE   <b>Pipe less of GWF-08A</b>	
<b>GWF-105AH</b> 902C-8501AA	89-93	SAPPHIRE   <b>Pipe less of GWF-08AH</b>	
<b>GWF-106A</b> BA8501KT	03- 4000	FALCON 6CYL(BA)   <b>AUSTRALIA USE.</b>	

# FORD







PART NO.	APPLICATION GUIDE		
GWF-106AP BA8501KT	03- 4000	FALCON 6CYL(BA)  <b>AUSTRALIA USE.</b>	
GWF-107A* ( 1308453 W/HOUSING NO. )	03-	TRANSIT 2.4L DIESEL	
GWF-107AH 1308453	03-	TRANSIT 2.4L DIESEL	
<u>DISCONTINUED</u>		<u>GWF-20A(C5NE-8501A,C5NF8501A,C5NN-8501A,D5NN-8501E)</u> <u>GWF-33A(D5TZ-8501C,E4TZ-8501A)</u> <u>GWF-34A(E3TZ-8501C)</u> <u>GWF-43A(D4TZ-8501G/M,D0TZ-8501B)</u> <u>GWF-45A(D7HZ-8501D,D5TZ-8501D)</u> <u>GWF-54A(E6AZ-8501B)</u> <u>GWF-74A(D1TZ-8501A,D2TZ-8501A,D5TZ-8501C,E4TZ-8501A,E9PZ-8501C)</u>	











# GENERAL MOTORS

PART NO.	APPLICATION GUIDE		
<b>GWG-01A</b> 3429981 357261 3815726 3871521 3876168 3876170 3927798 3929219 3947042 6258446	62-78	CHEVELLE, VAUXHALL, CRESTA C10, C14, C15, C20, C30, P10, P13, C60, C80 (SOUTH AFRICA) BUICK, CHEV, OLDS, PONTIAC CHECKER, TRUCK *Partial applications 4cyl 153 eng 6cyl 194, 230, 250 eng	<b><u>GWG-01A=(GWG-02A)</u></b>    ● <b><u>Aluminum body</u></b>
<b>GWG-03A</b> 14029998 14071866 369175	76-85  76-79	CHEVROLET, CHEVETTE, PONTIAC T1000 4cyl 98(1600cc) CHEVROLET, CHEVETTE 4cyl 85(1400cc)	
<b>GWG-04A</b> 14024302 14029860 14033483 14101304 476509	80-85	BUICK, SKYLARK, CENTURY CHEVROLET CELEBRITY, CITATION OLDSMOBILE CUTLASS CIERA, OMEGA PONTIAC PHOENIX, 6000 V6 173(2800cc)	
<b>GWG-05A*</b> ( 10004073 10042929 12507232 W/PULLEY NO. )	80-85  84-85	BUICK SKYLARK CHEVROLET CELEBRITY, CITATION OLDSMOBILE OMEGA PONTIAC PHOENIX, 6000 PONTIAC FIERO 4cyl 151(2500cc)	
<b>GWG-05AP</b> 10004073 10042929 12507232	80-85  84-85	BUICK SKYLARK CHEVROLET CELEBRITY, CITATION OLDSMOBILE OMEGA PONTIAC PHOENIX, 6000 PONTIAC FIERO 4cyl 151(2500cc)	
<b>GWG-06A</b> 14018745 14089018	82-85	BUICK SKYLARK CADILLAC CIMARRON CHEVROLET CAVALIER OLDSMOBILE FIRENZA PONTIAC J2000 4cyl *112(1800cc), *121(2000cc), *Partial applications	
<b>GWG-07A</b> 1242913 1247079 1257703 1260709	73-85	BUICK, CHEVROLET, OLDSMOBILE, PONTIAC V6 *252(4100cc), 196(3200cc), 231(3800cc) BUICK, OLDSMOBILE, PONTIAC V8 *350(5700cc) *Partial applications	








# GENERAL MOTORS

PART NO.	APPLICATION GUIDE	
<b>GWG-08A</b> 3286641	58-	ACADIAN 
<b>GWG-09A</b> 3427007	69-74	CONSTANTIA,KOMMANDO 230"(3800),250"(4100) (w/air conditioner only) 
<b>GWG-10A</b> 2650866	72-75	CHEVROLET 3800,4100 (w/viscous coupling) 
<b>GWG-11A</b> 1334084 90106656 94636985	82-85	(USA) BUICK SKYLARK, OLDS FIRENZA,PONTIAC J2000 4cyl *112(1800cc) *Partial applications (AUSTRALIA) HOLDEN CAMIRA (W.GERMANY) OPEL ASCONA B-C 1.6-1.8 RECORD 1.8,NOL-SUPER KADETT D 1.6,CAVALIER 1600, 1800(Front wheel drive) 
<b>GWG-12A</b> 361054 8132274	77-85  75-85	CHEVROLET,OLDS,PONT.(AMC) 4cyl *151(2500cc) *Partial applications BUICK,CHEV.,OLDS,GMC TRUCK 6cyl 250(4100cc) *Partial applications AMERICAN MOTORS 4cyl 151(2500cc) <p style="text-align: right;"><b>●Aluminum body</b></p> 
<b>GWG-13A</b> 94240378	82-83	CHEVROLET CHEVETTE PONTIAC T1000 4cyl *112(1800cc) diesel *Partial applications 







# GENERAL MOTORS

PART NO.	APPLICATION GUIDE		
<b>GWG-14A</b> 94202477 94224894	76-82	BUICK Opel OHEV.Luv Pick-up Series 5,6,8,9,10,11,12(exc diesel) 4cyl 1600cc	
<b>GWG-15A</b> 94022627		CHEVROLET Luv 1-4 4cyl 1600cc	
<b>GWG-16A</b> 359036 361055	75-77	CHEVROLET BLAZER CHEV.GMC TRUCK 6cyl 250(4100cc)	 <p style="text-align: center;"><b>●Aluminum body</b></p>
<b>GWG-17A</b> 14033195 14054539	82-85	CHEV,CAMARO,S10 BLAZER,PICKUP GMC S15 JIMMY,PICKUP PONTIAC FIREBIRD V6 173(2800cc)	
<b>GWG-19A</b> 94239153	82-85	CHEV S-10 BLAZER,PICKUP GMC S-15 JIMMY,PICKUP 4cyl 119(1900cc)	
<b>GWG-20A*</b> ( 22514840 22519584 W/PULLEY NO. )	82-85	BUICK CENTURY,CHEV CELEBRITY OLDS.CUTLASS CIERA,PONTIAC 6000 V6 *260(4300cc) *Partial applications	
<b>GWG-20AP</b> 22514840 22519584	82-85	BUICK CENTURY,CHEV CELEBRITY OLDS.CUTLASS CIERA,PONTIAC 6000 V6 *260(4300cc) *Partial applications	
<b>GWG-21A</b> 14063641	83-85	CHEV.S-10 BLAZER,PICKUP GMC S-15 JIMMY,PICKUP 4cyl 121(2000cc)	









# GENERAL MOTORS

PART NO.	APPLICATION GUIDE		
<b>GWG-22A</b> 10048919 14069586 14094538	84-85	CHEVROLET CORVETTE V8 *350(5700cc) *Partial applications	
<b>GWG-23A</b> 474055	78-85	CHEVROLET BLAZER GMC TRUCK 6cyl 292(4800cc)	 <p style="text-align: right;"><b>●Aluminum body</b></p>
<b>GWG-25A</b> 10048917 461996 474029	77-85  78-81	BUICK,CHEV.,OLDS.,PONTIAC V8 305(5000cc),267(4400cc), 350(5700cc),400(6500cc) *Partial applications CHEV.FAMILY V6 200(3300cc),229(3800cc)	
<b>GWG-26A</b> 231073 231462 231887 556283	76-85	BUICK,CADILLAC,CHEVROLET, CHEV. & GMC TRUCK,OLDS,PONTIAC V8 350(5700cc),307(5000cc), 260(4300cc),403(6600cc) Gas and/or diesel *Partial applications	 <p style="text-align: right;"><b>●Aluminum body</b></p>
<b>GWG-27A</b> 372334 3957932 474028 6272157	69-76  72-76	CHECKER,CHEV.FAMILY V8 262(4300cc),305(5000cc), 307(5000cc),327(5400cc), 350(5700cc),400(6600cc) 72-76 CHEV. & GMC TRUCK V8 *Partial applications	
<b>GWG-28A</b> 10008553 12309445 478126 488152 488377 500513 9790522	69-81  70-74	BUICK,OLDSMOBILE,PONTIAC V8 265(4300cc),301(4900cc), 350(5700cc),400(6600cc), 455(7500cc) *Partial applications GMH HT,HG,HQ 8cyl 350 (AUSTRALIA)	 <p style="text-align: right;"><b>●Aluminum body</b></p>
<b>GWG-29A</b> 3633853 3634514	79-85  73-78	CADILLAC V8 368(6000cc),425(7000cc), 500(8200cc) CADILLAC V8 425(7000cc),427(7000cc), 500(8200cc) *Partial applications	





# GENERAL MOTORS

PART NO.	APPLICATION GUIDE		
<b>GWG-31A</b> 3998205 6258551	71-82 73-85	CHEV.CORVETTE CHEV.TRUCK,GMC TRUCK 40,50,60,65 series V8 350(5600cc)	
<b>GWG-32A</b> 3876172 3953620 3990991 6272159 12484890	73-85  69-76  71-76	CHEV.BLAZER,TRUCK,GMC TRUCK, JIMMY V8 454(7400cc) CHEV.FAMILY V8 396(6500cc),400(6600cc), 4 BBL.,402(6600cc), 427(7000cc),454(7400cc) GMC SPRINT V8 400(6600cc),454(7400cc)	
<b>GWG-33A</b> 14050546 140616981 23500133	82-85	CHEV.BLAZER,TRUCK GMC JIMMY,TRUCK V8 379(6200cc) diesel	 <p style="text-align: center;"><b>●Aluminum body</b></p>
<b>GWG-34A</b> 474056	74-78  81-85	CHEV.BLAZER,TRUCK,GMC TRUCK 6cyl 292(4800cc) Partial applications CHEV.TRUCK HD 50,60 series 6cyl 292(4800cc)	 <p style="text-align: center;"><b>●Aluminum body</b></p>
<b>GWG-35A</b> 3704906 , 3890017 3741034 , 3929233 3757247 , 3937996 3769926 , 3957981 3787566 , 3986364 3836856 , 3998206/7 3848072	64-68  64-72  68-71	CHECKER,MASSEY FERGUSON/HARRIS V8 283(4600cc),307(5000cc),327(5400cc) CHEV.BLAZER,TRUCK,PASS, CAMARO,CORVETTE GMC TRUCK V8 283(4600cc),307(5000cc), 327(5400cc),350(5700cc) *Partial applications GMH HK,HT 8cyl 302,327 (AUSTRALIA)	<p><b><u>GWG-35A=(GWG-30A)</u></b></p> 
<b>GWG-36A</b> 231461 231886	71-85	BUICK,CHEVROLET,OLDSMOBILE, PONTIAC V8 260(4300cc),307(5000cc), 350(5700cc),403(6600cc),455(7500cc) w/o A/Con. *Partial applications	 <p style="text-align: center;"><b>●Aluminum body</b></p>








# GENERAL MOTORS

PART NO.	APPLICATION GUIDE		
<b>GWG-37A</b> 3634552 3634580	82-85	CADILLAC V8 *252(4100cc) *Partial applications	
<b>GWG-38A</b> 94120768	81-85  81-88	CHEV.LUV 2200cc diesel GMH RODEO(KBD SERIES) 4cyl (2L,2.2L DIESEL) C190/223 (AUSTRALIA)	
<b>GWG-40A</b> 1242914 1247080 12321622 1245288	71-76	BUICK All with air cond.  V8 455 eng	
<b>GWG-42A</b> 1396876 1396317 1396346 1396715	64-74  65-69	BUICK CADILLAC,OLDS 6,V6,V8 250,300,340,350 eng *Partial applications  JEEP V6 225 V8 350 eng	
<b>GWG-44A</b> 12326453 25524291 25525690 25527537	85-90  88-91	BUICK SOMERSET REGAL OLDS CALAIS(FWD) GMH COMMODORE VN,VP V6 (3.8L) (AUSTRALIA)  V6 181,204,231 eng	
<b>GWG-45A</b> 25513134 25516944 25525147	82-85	BUICK CENTURY,ELECTRA OLDS CUTLASS CIERA REGENCY(FWD) V6 181(3000cc) 231(3800cc)	<b><u>GWG-45A=(GWG-18A)</u></b> 
<b>GWG-46A</b> 12395558 12397649 90234200		(KOREA DAEWOO) LEMAN. RACER	
<b>GWG-47A</b> 10048968	87-96  94-96	4cyl BUICK,CHEVROLET,OLDSMOBILE, PONTIAC,122 (1) (2.0L),134(2.2L) 4cyl CHEVROLET S10,134(2.2L)	

# GENERAL MOTORS









PART NO.	APPLICATION GUIDE	
GWG-48A 10048949	87-96	V-6 BUICK,CADILLAC,CHEVROLET, OLDS.,PONT., 173(W)(2.8L),189(3.1L), 207(3.4L) 
GWG-49A* ( 10039415 10039422 W/HOUSING )	87-92	4cyl BUICK,CHEVROLET, OLDSMOBILE,PONTIAC,155(R) (2.5L) 
GWG-50A 94840082 94840612 94847609	85-88	CHEVROLET NOVA  4cyl 1600cc 
GWG-51A 14089011	85-86	CADILLAC CIMARRON CHEV.CADET.CAVALIER OLDS FIRENZA 6cyl 2800cc 
GWG-52A 10032022	85-86	CHEV.CAMARO,ASTRO S-10 BRAZER PICKUP GMC S-15 GIMMY PICKUP,SAFARI PONTIAC FIREBIRD 4cyl 2500cc  <p style="text-align: right;"><b>●Aluminum body</b></p> 
GWG-53A 94118501	86-	CHEVETTE PONTIAC T-1000 4cyl 1800cc diesel 
GWG-54A 10049043 10124624 10181327	87-93	CHEV.ASTRO S10 GMC SUF ARI S15  4cyl 151(e)(2500cc)  <p style="text-align: right;"><b>●Aluminum body</b></p> 
GWG-55A 10077059	87  87	CHEV./GMC TRUCK C,K10,20 SERIES  CHEV.ASTRO,GMC SAFARI 6cyl 262(Z)(4300cc) 

# GENERAL MOTORS









PART NO.	APPLICATION GUIDE	
GWG-56A		(ALMINUM BODY) 
GWG-57A 96051819 96054298 96060136	85-88 89-	CHEV.Sprin 1000 GEO Metro 3cyl.1000 
GWG-58A 94844775	88-	CHEV.Nova Nummi 4cyl 1600 
GWG-59A 12338842	90-91 91-  91- 91- 91-95	BUICK Regal V6 231(3800cc) Electra,de Sabre,Riviera Reatta V6(3800cc) Century V6(3300cc) OLDS Calais V6(3300cc) Delta 88,Royale 98 Tornado V6(3800cc) PONTIAC Bonneville V6(3800cc) GMH COMMODORE VP,VR V6(3.8L) (AUSTRALIA) 
GWG-60A 10048951 10120944 10132880	87-92	CHEVROLET Camaro PONTIAC Firebird 173(S)(2800cc) eng 6cyl 189(3100cc) 
GWG-61A 12508606 90220568	87-91	BUICK Skylark OLDS Firenza PONTIAC Grand Am,Sunbird 122(2000cc)(K,M) eng 4cyl 
GWG-62A 10048948 10148030 12522031 12522032	90-93 88-92 87-95  91-93 88-92	8cyl CADILLAC,305(5.0L),350(5.7L) V-6,8 CHEVROLET,262(4.3L),305(5.0L),350(5.7L) V-6,8 CHEVROLET & G.M.C.TRUCK, 262(4.3L),305(5.0L),350(5.7L) V-6 OLDSMOBILE BRAVADA,262(4.3L) 8cyl PONTIAC FIREFIRD,305 (5.0L) 350(5.7L) 











# GENERAL MOTORS

PART NO.	APPLICATION GUIDE	
<b>GWG-63A</b> 96064376 96064464 96067153		GEO 61(1.0L) 3cyl 
<b>GWG-64A</b> 96059659 96062832		GEO TRECKER 98(1.6L) W/5 THREADED GEO TRECKER 98(1.6L) W/4 THREADED 
<b>GWG-65A</b> 94109591		GEO SPECTROM 92(1.5L) 4cyl 
<b>GWG-66A</b> 22537768 24570464 24571389	88-95 90-94  87-95  88-95	4cyl BUICK SKYLARK,SOMERSET,138(2.3L) 4cyl CHEVROLET BERETTA. CORSICA,138(2.3L) 4cyl OLDSMOBILE ACHIEVA, CALAIS,138(2.3L) 4cyl PONTIAC GRAND AM,GRAND PRIX, SUNFIRE,138(2.3L) 
<b>GWG-67A</b> 9306722		CHEVETTE W/O THERMOSTAT 
<b>GWG-68A</b> 94854791	93-94 1600	GEO PRIZM 
<b>GWG-69A</b> 12522034 10174846  (AW5051)	91-93	BUICK,CHEVROLET,OLDSMOBILE 305(5.9L) 350(5.7L) 
<b>GWG-70A</b> 10048755 , 12521037 10081890 , 12525123 10106474 , 12527717 10126714 , 12527759 12517940 (AW5038)	88-96	CHEVROLET,GMC TRUCK 454(7.4L) 

# GENERAL MOTORS

PART NO.	APPLICATION GUIDE		
<b>GWG-71A</b> 94854103		GEO PRIZM 110(1.8L)	
<b>GWG-72A</b> 10048950 10120943  (AW5035)	87-94	CHEVROLET S10,GMC S15 17S (2.0L)	
<b>GWG-73A</b> (UB146)		CHEVETTE WITH THERMOSTAT	
<b>GWG-74A</b>  (AW5067)	85-91	BUICK,OLDSMOBILE,PONTIAC 4cyl 2.5L(151) U-Eng	
<b>GWG-75A</b> 12520914  (AW5070)	93-95	CHEVROLET CAMARO,PONTIAC FIREBIRD V-6 3.4L(207)	
<b>GWG-76A</b> 12537495		COMMODORE	 (WITH WASHERS)
<b>GWG-77A</b> 12326453 ,12537417 12336298 ,12537495 12338842 ,25525690 12536421 ,25527537 12536422 (AW5050N)	85-95	BUICK,CHEVROLET,PONTIAC V-6 3.0L(181),3.3L(204),3.8L(231)	 (WITHOUT WASHERS)
<b>GWG-78A</b> 12537829  (AW5075)	96-98 95-98	BUICK,CHEVROLET,PONTIAC V-6 3.8L(231) CHEVROLET CAMARO,PONTIAC FIREBIRD V-6 3.8L(231)	 (WITHOUT WASHERS)









# GENERAL MOTORS

PART NO.	APPLICATION GUIDE		
<b>GWG-79A</b> 12522036  (AW5073)	92	CHEVROLET TRUCK,GMC TRUCK V-8 5.7L(350) K-Eng w/5.8" HUB HEIGHT	
<b>GWG-80A</b> 21000535 , 21006933 21007155 , 21007288 21007656  (AW5054)	91-94 95-97	SATURN 4cyl 1.9L(116) DOHC Eng SATURN 4cyl 1.9L(116)	
<b>GWG-81A</b> 21006276 21006932 21007453 21007655 (AW5055)	91-94	SATURN 4cyl 1.9L(116) SOHC Eng	
<b>GWG-82A</b> 12528917 12532528 8-12532-528-0  (AW5077)	96-98  96-97 97	CHEVROLET TRUCK,GMC TRUCK V-6 4.3L(262),V-8 5.0L(305),5.7L(305) OLDSMOBILE BRAVADA V-6 4.3L(262) ISUZU HOMBRE V-6 4.3L(262)	
<b>GWG-83A</b> 12514574 12534417 15633466 23500138 (AW5062)	92-96	CHEVROLET TRUCK,GMC TRUCK V-8 6.2L(379),6.5L(395) DIESEL Eng	
<b>GWG-84A</b> 12365639 12529993 12553337 7490007 (AW5072)	95-98 95-98	CADILLAC V-8 4.6L(281) OLDSMOBILE AURORA V-8 4.0L(244)	
<b>GWG-85A</b> 12365640 12554338 7490004  (AW5064)	93-94	CADILLAC V-8 4.6L(281)	
<b>GWG-86A</b> 24577255	95-            2400	BUICK            146(T)            (95-) CHEVROLET OLDSMOBILE PONTIAC	


# GENERAL MOTORS

PART NO.	APPLICATION GUIDE			
<b>GWG-87A</b> 96352649			DAEWOO	
<b>GWG-88A</b> 50940-13802	97-02	1600	DAEWOO(LANOS) DOHC16V EFI	
<b>GWG-89A</b> 90325661B			DAEWOO	
<b>GWG-90A</b> 96352648			DAEWOO	
<b>GWG-91A</b> 96230587	97-	1800	TACUMA	
<b>GWG-92A</b> 96352650 96182871	97-	1600	DAEWOO 616L 1.6i 16V NUBIRA	
<b>GWG-93A</b> 12566029	04- 04-		BUICK LACROSSE CXS CADILLAC RENDEZVOUS CXL/ULTRA CTS , SRX , STS (V6 3.6L) (217cid GAS FI N ENGINE)	
<u>DISCONTINUED</u>			<u><b>GWG-24A(22514839)</b></u> <u><b>GWG-39A(14002440)</b></u> <u><b>GWG-41A(6258548,3890018,3927565,3990992)</b></u> <u><b>GWG-43A(1394926)</b></u>	




# HOLDEN

PART NO.	APPLICATION GUIDE		
GWHD-01A 9943171	80- 78- 74-79 78- 77-	COMMODORE 4cyl. TORANA SUNBIRD UC 4cyl. HJ,HX,HZ 173 202 ENG 6cyl. COMMODORE VB,VC2.85,3.3 litre 6cyl. TORANA LX LATE,UC2.85,3.3 litre 6cyl. STARFIRE XT 130/1	
GWHD-02A 92008364	63-69	EH,HD 149,179 ENG 6cyl. HR,HK 161,186 ENG 6cyl.	
GWHD-03A 2808367 92008365	69-81	HG,HT161,186 ENG 6cyl. HQ,HJ,HX 202 ENG 6cyl. TORANA LC,LJ,LH,LX early 2250,2.6,2.85 3.3 litre 6cyl. COMMODORE VB,VC 173	
GWHD-04/05A M38239 2824553 92009639	69-85	ALL 253 & 308 V8 eng  <u>With a plug</u>	
GWHD-06A 92014082	77-86	COMMODORE 4 & 6cyl. 1.9L(1X) 173,202 VC,STARFIRE	
GWHD-07A 92014563	81-	HD type COMMODORE VK/L/N/P/R 253(4.2L),308(5.0L)	
GWHD-08A 2101042L00 2101058S00	86-88	COMMODORE VL 3.0L(RB30E)  <u>GWHD-08A=(GWN-32A)</u>	
GWHD-09A 90106599  ( M40196 W/SHIELD )	82-	ASTRA CAMIRA 16LF LD,N13 18LE/F	









# HOLDEN

PART NO.	APPLICATION GUIDE	
GWHD-10A 1334135 90543935	98-	VAUXHALL/OPEL 1.8L,16V ASTRA X18XE1 1.8 DOHC 16V ZAFIRA 

# HONDA







PART NO.	APPLICATION GUIDE				
<b>GWHO-01AP</b> 19110-634-305 19110-634-315	EB	1200	CIVIC	SB1  (CAN BE REPLACED BY GWHO-13AP)	(72.01-75.12)  
<b>GWHO-02A</b> 19200-673-000 19200-673-010 19200-673-336	EE	1200	CIVIC	SC,SF  (CAN BE REPLACED BY GWHO-14AP)	(75.01-78.12)  
<b>GWHO-03A</b> 19200-634-000 19200-634-335 19200-634-670 19200-634-671	EB	1200	CIVIC	SB1  (CAN BE REPLACED BY GWHO-13AP)	(72.09-79.12)  
<b>GWHO-04A</b> 19200-657-010 19200-657-020 19200-657-030	ED	1500	CIVIC	SG,SH etc(2000001-)  (CAN BE REPLACED BY GWHO-15AP)	(76.01-80.12)  
<b>GWHO-05A</b> 19200-671-010 19200-671-020 19200-671-335	EF EG EL	1600 1600 1600	ACCORD PRELUDE	SJ  (CAN BE REPLACED BY GWHO-12AP)	(76.01-80.01)  
<b>GWHO-06A</b> 19200-689-000 19200-689-020 19200-689-010	EK	1800	CIVIC ACCORD PRELUDE	SM,SN  (CAN BE REPLACED BY GWHO-16AP)	(78.01-79.12)  
<b>GWHO-07A</b> 19200-PA0-000/010 19200-PA0-700 19200-PA5-000/010 19200-PC0-000/010 19200-PE8-600	ER EJ	1200 1300	CITY CIVIC CR-X BALLAD	AA FA VF SL,SS,VE  <b>GWHO-07A=(GWHO-20A)</b>	(81.11-87.10) (84.08-86.10) (81.11-87.10) (79.06-83.09)  
<b>GWHO-08A</b> 19200-PA6-000/010 19200-PA6-020/030 19200-PC1-000/080	EM EP EK	1500 1600 1800	CIVIC BALLAD ACCORD ASCOT INSPIRE VIGOR	SZ ST SR,WD SU(1100001-),SY,SN  <b>GWHO-08A=(GWHO-19A)</b>	(81.09-84.05) (79.06-83.09) (79.01-85.12)  

# HONDA

PART NO.	APPLICATION GUIDE					
<b>GWHO-10A</b> 19200-689-030/040 19200-689-335 19200-PB2-000/010	EF EP EK	1600 1600 1800	ACCORD ASCOT INSPIRE PRELUDE QUINT INTERGRA	SV,SY SM SN SU	(80.02-83.06) (79.07-82.10) (78.09-82.10) (80.02-85.01)  <b><u>GWHO-10A=(GWHO-17A)</u></b>	
<b>GWHO-11A</b> 19200-PA1-000 19200-PA1-010 19200-PA1-020 19200-PA1-030	EN	1300	CIVIC	VC	(79.09-91.10)	
<b>GWHO-12AP</b> 19110-671-325 19110-671-335	EF	1600	ACCORD ASCOT INSPIRE	SJ   <b>(REPLACES GWHO-05A)</b>	(76.04-78.09)	
<b>GWHO-13AP</b> 19110-634-325 19110-634-335 19110-634-365 19100-634-375	EB1 EC ED	1200 1500 1500	CIVIC	SB1 SE,VB SG  <b>(REPLACES GWHO-01AP)</b>	(72.07-76.05) (74.09-78.09) (74.04-75.08)	
<b>GWHO-14AP</b> 19110-673-325 19110-673-335	EE EJ	1200 1300	CIVIC CR-X BALLAD	SC,SF SK,SP  <b>(REPLACES GWHO-02A)</b>	(76.05-78.06) (76.01-79.01)	
<b>GWHO-15AP</b> 19110-657-325 19110-657-335 19110-657-375	EC ED	1500 1500	CIVIC	VB SG,SH  <b>(REPLACES GWHO-04A)</b>	(78.10-79.09) (75.08-79.07)	
<b>GWHO-16AP</b> 19110-689-325 19110-689-335	EK	1800	ACCORD ASCOT INSPIRE PRELUDE	SM SN	(78.09-79.07) (78.09-82.10)	
<b>GWHO-18A</b> 19200-679-013/023 19200-679-033/043 19200-679-053/003 19200-PE9-003/013	EH	550	ACTY	TA,TB,VD TC,VH	(82.06-88.05) (83.03-88.05)	









# HONDA







PART NO.	APPLICATION GUIDE					
<b>GWHO-21A</b> 19200-PC6-000 19200-PD2-000 19200-PD2-660 19200-PD6-000	EY ES	1600 1800	ACCORD ASCOT INSPIRE VIGOR	AC AD	(83.06-86.04) (82.11-86.04)	
<b>GWHO-22A</b> 19200-PE0-010 19200-PE0-415 19200-PE0-660	EV EW	1300 1500	CIVIC CR-X BALLAD	AG VJ AH AK,AJ AR,SG,SH AF	(83.09-85.09) (83.10-84.08) (83.09-87.09) (83.10-87.09) (84.11-87.09) (83.07-87.09)	
<b>GWHO-23A</b> 19200-PH1-000 19200-PH1-020 19210-PH1-515	A18A A20A	1800 2000	ACCORD ASCOT INSPIRE VIGOR	CA1 CA5 CA6	(85.06-89.10) (87.05-89.10) (88.04-90.04)	
<b>GWHO-24A</b> 19200-PG6-000 19210-PG6-305	ZC	1600	ACURA CIVIC CR-X QUINT INTEGRA	AT,AS AU AV DA1	(84.10-87.09) (85.03-87.09) (85.02-89.05) (85.11-89.05)	
<b>GWHO-25A</b> 19200-PH7-003 19200-P0G-A01	C20A C25A C27A	2000 2500 2700	LEGEND	KA1 KA2 KA3 KA4 KA5/6	(85.11-88.10) (85.11-87.09) (87.02-90.12) (87.09-88.10) (88.10-90.10)	
<b>GWHO-26A</b> 19200-PM3-003 19200-PM3-004 19200-P01-003 19200-P01-004	D13B D15B ZC	1300 1500 1600	CIVIC CONCERTO CR-X BALLAD DOMANI QUINT INTEGRA	DA5 DA7 DB6/9 DC1 EF1/3 EF2 EF4 EF5 EF6/7 EG3/4 EG5 EG7/8,EH1 EY2 EY4/5 MA1/2 MA3 MA4/6	(91.10-93.05) (89.04-93.07) (93.07-95.09) (93.05-95.09) (87.09-92.10) (87.09-97.02) (87.09-89.09) (89.08-97.02) (87.09-92.02) (91.08-95.09) (92.05-95.09) (91.08-95.08) (87.10-97.02) (92.10-97.02) (88.06-92.09) (88.07-92.09) (92.10-95.09)	

**GWHO-26A=(GWIS-39A)**







# HONDA

PART NO.	APPLICATION GUIDE				
<b>GWHO-27A</b> 19200-PR4-003 19200-PR4-013	B18AI 1800 B18B 1800	DOMANI MA5 QUINT DB1 INTEGRA DB7	(92.10-95.09) (91.10-93.07) (93.07-95.09)		
<b>GWHO-28A</b> 19200-PT0-003 19200-PT0-013 19200-P0A-003 19200-PDA-A01	F18A 1800 F18B 1800 F20A 2000 F20B 2000 F22B 2200 F23A 2300	ACCORD BB5 ASCOT CB1 INSPIRE CB2 AVANCIER CB3/4 ODYSSEY CB7 PRELUDE CB9 TORNEO CD3/4/5 CD7 CE1 CF3/5 CF4 CF6/7 CF7 CJ1 CJ2/3 CL3 RA1/2 RA3/4 RA6/7 RA7 TA1/2	(96.10-00.08) (89.09-93.10) (89.09-91.07) (89.09-97.02) (92.01-94.02) (91.04-94.02) (93.09-97.09) (94.02-96.12) (94.02-97.09) (97.08-02.10) (97.08-00.06) (97.10- ) (97.10- ) (94.03-02.03) (97.09-02.03) (00.06-02.10) (94.09-97.09) (97.07-99.12) (99.12-03.10) (99.12-03.10) (99.09-03.07)		
<b>GWHO-29A</b> 19200-PK2-000 19210-PK2-305	B20A 2000 B21A 2100	PRELUDE BA4/5 BA7	(87.04-91.09) (90.10-91.09)		
<b>GWHO-30A</b> 19200-PH3-000 19210-PH3-305	B18A 1800 B20A 2000	ACCORD BA1 ASCOT BA4/5 INSPIRE CA2/3 PRELUDE VIGOR	(85.06-87.04) (87.04-91.09) (85.06-89.10)		
<b>GWHO-31A</b> 19200-PH9-003 19200-PH9-405	EH 550	TODAY JW1	(85.09-88.0)		
<b>GWHO-32A</b> 19200-P08-003 19200-P08-004 19200-P1G-E02	D15B 1500 D16A 1600 ZC 1600	CIVIC EG1 CR-X EG4/8 BALLLAD EJ1 DELSOL EJ3 DOMANI MA4 MA7	(92.02-95.09) (91.08-95.08) (93.02-96.12) (93.09-95.08) (92.10-95.09) (94.02-98.03)		

# HONDA

PART NO.	APPLICATION GUIDE				
<b>GWHO-33A</b> 19200-P13-000 19200-P13-013	F20B H22A H23A	2000 2200 2300	ACCORD ASCOT INSPIRE PRELUDE TORNEO	BB1/4 BB6/8 CD6 CD8 CF2 CF4 CH9 CL1 CL2	(91.09-98.03) (96.10-00.08) (93.09-97.09) (94.02-96.12) (96.08-97.09) (97.08-02.10) (98.12- ) (00.06-02.10) (00.06- )
<b>GWHO-34A</b> 19200-P14-A00 19200-P14-A01	H23A	2300	ACCORD ASCOT INSPIRE	CC4	(92.03-97.02)  
<b>GWHO-35A</b> 19200-PY3-010	C32A	3200	LEGEND	KA7 KA8	(90.10-96.01) (91.01-98.03) 
<b>GWHO-36A</b> 19200-PY3-A00	C32A	3200	LEGEND	KA7 KA8	(92.09-96.01) (92.09-98.03) 
<b>GWHO-37A</b> 19200-PE0-515 19200-PE0-660	EV EW EW2	1300 1500 1500	CIVIC CR-X BALLAD QUINT INTEGRA	AE AG,AH AJ AK,SG,SH AR DA2 VJ	(83.07-87.09) (83.09-87.09) (83.10-87.09) (85.09-87.09) (84.11-87.09) (86.10-89.05) (84.08-87.10) 
<b>GWHO-38A</b> 8-97125-975-Z 8-97061-280-Z	6VD1	3200	PASSPORT  <b>GWHO-38A=(GWIS-34A)</b>	(94.01-) 	

# HONDA

PART NO.	APPLICATION GUIDE				
<b>GWHO-39A</b> 19200-P2A-003 19200-P2A-004 19200-P2A-A01 19200-P2A-A02	D13B 1300 D15B 1500 D16A 1600 ZC 1600	CAPA CIVIC CR-X BALLAD DOMANI HR-V LOGO PARTNER QUINT INTEGRA	DB6/9,DC1 EJ4 EJ7 EK2/3/5 EK8 EN1 EY6 EY7/8 EY9 GA3 GA4 GA6 GH1/2 GH3/4 MA4/6 MB3/4/5	(95.09-00.09) (95.09-99.08) (96.01-99.02) (95.08-00.09) (97.01-98.08) (99.02-05.03) (96.02-03.08) (96.02-04.02) (97.02-99.05) (98.11-01.06) (98.04-02.01) (99.09-02.01) (98.09- ) (99.07-04.02) (95.09-98.03) (97.01-00.08)	 <p><b><u>GWHO-39A=(GWIS-38A)</u></b></p>
<b>GWHO-40A</b> 19200-P75-003	B18B 1800 B20B 2000	CR-V DOMANI ORTHIA S-MX STEPWGN	EL1/2/3 MA5 RD1 RD2 RF1/2 RH1/2	(96.02-99.06) (95.09-98.03) (95.10-01.08) (98.12-01.08) (96.04-01.04) (96.11-02.01)	
<b>GWHO-41A</b> 19200-P36-000 19200-PZ3-000	E07A 660	ACTY BEAT LIFE TODAY	HA3/4/5 HH3/4 JA2/3 JA4/5 JW3/4 PP1	(90.02-99.07) (90.02-99.06) (90.02-93.01) (93.01-98.10) (90.02- ) (91.05-96.01)	
<b>GWHO-42A</b> 19200-PN3-013	E05A 550	ACTY STREET	HA1/2,HH1/2	(88.05-90.03)	
<b>GWHO-43A</b> 19200-679-003/013 19200-679-023/033 19200-679-043/053 19200-PE9-003/013	EH 550	ACTY	TA,TB,VD TC,VH	(82.06-88.0) (83.03-88.0)	
<b>GWHO-44A</b> 19200-P1R-003 19200-PV0-003 19200-PV1-A01	G20A 2000 G25A 2500	ACCORD ASCOT INSPIRE RAFAGA SABER VIGOR	CB5 CC2/3 CE4/5 UA1/2	(89.10-95.02) (92.01-97.02) (93.10-98.03) (95.02-98.10)	

# HONDA


PART NO.	APPLICATION GUIDE					
<b>GWHO-45A</b> 19210-PFB-003	E07Z	660	ACTY HOBIO LIFE THAT'S VAMOS Z	HA6/7, HM1/2, HH5/6 HJ1/2, HM3/4 JB1/2 JB3/4 JD1/2 PA1	(99.05-04.02) (03.04-04.02) (98.10-05.03) (00.12-05.03) (02.02-04.02) (98.10-02.01)	
<b>GWHO-46A</b> 19200-P72-013	B16A B16B B18C	1600 1600 1600	BALLAD CIVIC CR-X INTERGRA QUINT	DC2 DB8 EK4 EG2 EK9	(93.05-00.09) (93.07-00.09) (95.08-00.09) (95.09-99.08) (97.07-00.09)	
<b>GWHO-47A</b> 19200-PWA-003	L13A L15A	1300 1500	AIRWAVE FIT MOBILIO	GB1/2 GD1/2 GD3/4 GD6/7/8/9 GJ1/2 GK1/2	(01.12-04.01) (01.06-04.01) (02.09-04.01) (02.11-04.02) (05.04- ) (02.09-04.02)	
<b>GWHO-48A</b> 19200-PLM-A01	D15B D17A	1500 1700	CIVIC EDIX STREAM	BE1/2 EN2 ES1/2/3 ET2 EU1/2 EU3/4, RN1/2	(04.07- ) (01.01-05.05) (00.09-04.01) (03.09-04.01) (00.09-03.09) (00.09-04.02)	
<b>GWHO-49A</b> 19200-P2J-005	D15B	1500	CIVIC	EK3	(98.08-00.09)	
<b>GWHO-50A</b> 19200-RBB-003 19200-RBB-013 19200-RAA-A01 19200-RFE-003	K20A K20B K24A	2000 2000 2400	ACCORD ELEMENT ELYSION ODYSSEY STREAM	CL7/8/9 CM1 CM2/3 RB1/2, RN5 RR1/2 YH2	(02.10-04.01) (04.10- ) (02.11- ) (03.10-04.01) (04.05- ) (03.04-04.04)	
<b>GWHO-51A</b> 19200-PRB-A01	K20A	2000	CIVIC INTEGRA	DC3/5 EP3	(01.07-04.03) (01.12-04.03)	
<b>GWHO-52A</b> 19200-PNA-003	K20A K24A	2000 2400	CR-V EDIX INTEGRA STREAM STEPWGN	BE3/4, RD6/7 DC5, RD4/5 RF3/4 RF5/6/7/8 RN3 RN4	(04.07- ) (01.07-04.03) (01.04-04.02) (03.06-04.02) (00.10-04.01) (01.01-04.01)	

# HONDA







PART NO.	APPLICATION GUIDE				
<b>GWHO-53A</b> 19200-RCA-A01 19200-RDM-A01	J35A	3500	MDX	YD1	(03.03-04.03) 
<b>GWHO-54A</b> 19200-P7A-003	D13B	1300	LOGO	GA3 GA5	(96.09-98.11) (98.11-00.04) 
<b>GWHO-55A</b> 19200-PLA-005	D15B D17A	1500 1700	CIVIC STREAM	ES1/2/3 ET2 EU1/2/3/4 RN1/2	(00.09-04.01) (03.09-04.01) (00.09-03.09) (00.10-04.01) 
<b>GWHO-56A</b> 19200-P30-003 19200-PR3-003	B16A	1600	CIVIC CR-X DELSOL INTEGRA	DA6/8 EF8/9 EG2 EG6/9	(89.04-93.07) (89.09-92.02) (92.02-95.09) (91.08-95.09) 
<b>GWHO-57A</b> 19200-P8A-A02 19200-P8A-A03	J25A J30A J32A J35A	2500 3000 3200 3500	ACCORD ASCOT AVANCIER INSPIRE LAGREAT ODYSSEY SABER	RA5 RA8/9 RL1 TA3 TA4 UA4/5	(97.10-00.01) (00.01-03.10) (99.06-04.01) (99.09-03.07) (00.02-03.07) (98.10- ) 
<b>GWHO-58A</b> 19210-RGA-J10 19210-RGA-J00 19210-RGA-010 19210-RGA-000	P07A	660	LIFE	JB5/6 JB7/8(TURBO)	(03.09-04.01) (03.10-04.01) 

# IHC

PART NO.	APPLICATION GUIDE	
----------	-------------------	--







PART NO.	APPLICATION GUIDE	
GWIH-01A 270918-C93 463365-C91 861236	61-80  59-80	SCOUT,SCOUT 4cyl 152,196 eng SCOUT ,IHC TRUCK V8 304,345 266,392 eng 

# ISUZU







PART NO.	APPLICATION GUIDE			
<b>GWIS-01A</b> 8-94202-477-Z 8-94224-894-Z	G161Z 1600 G180Z 1800 G200 2000 G 200 Z 2000	117COUPE JR130 BIG HORN KB20 FASTER PA20V/30 FLORIAN PA95/96 GEMINI PF50/60 PIAZZA UBS13CK/13FK	(81.06-88.09) (76.01-80.10) (76.01-83.08) (76.01-81.05) (74.10-87.12) (84.01-87.01)	
<b>GWIS-10A</b> 5-13610-038-Z 5-13610-179-Z 8-94376-832-Z 9-13610-323-Z 9-13610-417-Z 9-13617-605-Z 9-13617-635-Z	C221 2200 C240 2400 G201 2000	ELF BGL22/24 JORNEY BLD24 CLD22 KAD42/52 KAD52 TLD12/22/32/52/62 TLD13/33/43/53/63 TLD23 TLG12/22/34/42/52/62	(70.01-79.12) (73.01-79.12) (68.01-70.12) (78.03-84.12) (79.01-81.12) (67.01-72.12) (69.01-81.07) (69.01-84.07) (69.01-79.12)	
<b>GWIS-13A</b> 8-94376-864-Z 9-13610-122-Z 9-13610-149-Z 9-13610-164-Z 9-13610-273-Z 9-13610-279-Z 9-13610-318-Z 9-13610-319-Z 9-13611-094-Z	G130 1300 G150 1500 G161 1600	BELLET KA20 ELF KA50/51 FASTER KB20 FLORIAN KR80 JORNEY KR85 UNICAB KR86 PA10 PA20/20V PR10/20/30/40 PR20 PR50	(69.01-72.12) (70.01-79.12) (72.01-76.12) (69.01-70.12) (69.01-73.12) (73.01- ) (67.01-68.12) (68.01-75.12) (69.01-71.12) (69.01-71.12) (69.01-74.12)	
<b>GWIS-14A</b> 9-13610-105-Z 9-13610-423-Z 9-13617-637-Z	G161 1600 G161OHC 1600 G180 1800 G180W 1800 G200 2000 G200W 2000	117COUPE JR130 BELLET KA40/65 ELF PA20/30/95/96 FLORIAN PF60 GEMINI PR50/50/91/95 PIAZZA	(81.06-87.09) (69.01-74.12) (70.01-81.05) (79.01-78.12) (70.01-74.12)	
<b>GWIS-15A</b> 5-13610-012-Z 9-13617-608-Z	C190 2000	ELF KAD40/50 JORNEY KAD41/51	(71.01-72.12) (72.01-81.08)	
<b>GWIS-16A</b> 5-13610-187-Z 5-13610-150-Z 8-94176-989-Z 8-94376-843-Z	4BA1 2800 4BC1 3300	ELF BLD30/35 JORNEY KT15/24/25/35/45 TLD24/34/44/45/54/55/64	(79.01-80.12) (80.02-80.10) (78.12-80.10)	










# ISUZU

PART NO.	APPLICATION GUIDE					
<b>GWIS-17A</b> 5-13610-009-Z 5-13610-041-Z 8-94376-865-Z 9-13617-636-Z 9-13617-801-Z	4BA1 2800 4BB1 3600		ELF JORNEY	BLD30 BR20 KS11/21/31 TLD24/34/44/54/64	(73.01-79.12) (73.01-78.10) (73.01-78.12) (73.01-79.03)	
<b>GWIS-19A</b> 8-94136-076-Z/167-Z 8-94224-456-Z 8-94240-089-Z/378-Z 8-97010-200-Z	4FB1 1800 4FC1 2000		FARGO GEMINI	PFB60,PFD60 WFR50DV WFR51DV WFR51DW WFR51FV WFR51FVH/51FBH	(79.11-78.02) (81.01-82.07) (82.03-83.11) (81.01-85.12) (81.08-85.12) (81.08-83.12)	
<b>GWIS-19F</b> 8-94232-347-Z	4FB1 1800 4FC1 2000		FARGO GEMINI	PFB60,PFD60 WFR50DV WFR51DV WFR51DW WFR51FV WFR51FVH/51FBH	(79.11-78.02) (81.01-82.07) (82.03-83.11) (81.01-85.12) (81.08-85.12) (81.08-83.12)	
<b>GWIS-20A</b> 5-13610-124-Z 5-13610-174-Z 8-94120-768-Z 8-94239-649-Z 8-94251-251-Z	C190 2000 G190 2000 C223T 2200 C223 2200		117COUPE BIG HORN FASTER FLORIAN HIPACVAN RODEO	KBD20 KBD21/22/25/26/41/46 KBD22/27 KBD40 KBD42/47 PAD30 PAD96 UBS52CK/52CS/52FK UBS52CW/52FW UFR52	(78.06-80.10) (80.10-88.05) (85.04-88.05) (78.06-88.05) (82.12-88.05) (77.11-83.03) (79.12-81.05) (81.09-88.11) (84.01-88.11) (83.01- )	
<b>GWIS-20F</b> 8-94244-409-Z 16210-5110	C190 2000 G190 2000 C223T 2200 C223 2200		117COUPE BIG HORN FASTER FLORIAN HIPACVAN RODEO	KBD20 KBD21/22/25/26/41/46 KBD22/27 KBD40 KBD42/47 PAD30 PAD96 UBS52CK/52CS/52FK UBS52CW/52FW UFR52	(78.06-80.10) (80.10-88.05) (85.04-88.05) (78.06-88.05) (82.12-88.05) (77.11-83.03) (79.12-81.05) (81.09-88.11) (84.01-88.11) (83.01- )	
<b>GWIS-21F</b> 1-21650-062-Z 1-21650-159-Z			EXPORT MODEL (KOREA)			







# ISUZU

PART NO.	APPLICATION GUIDE					
<b>GWIS-22A</b> 8-94146-326-Z 8-94332-637-Z 8-94376-846-Z 8-97021-773-Z 8-97081-624-Z	4ZD1	2300	TROOPER IMPULSE AMIGO PICK UP	(85.01-)		
<b>GWIS-23A</b> 5-13610-172-Z 5-13610-178-Z 8-94104-755-Z 8-94241-525-Z	C190	2000	ELF	KAD41/51	(81.07-84.12)	
<b>GWIS-25A</b> 8-94140-341-Z 8-94310-251-Z 8-94376-844-Z 8-94376-851-Z 8-94419-461-Z 8-94461-173-Z 8-97018-560-Z	4JA1 4JB1 4JB1T 4JG2	2500 2800 2800 3100	BIG HORN ELF MU	NHR54C/54CVN/54E/55C/55CVN/55E/55LR NHR55CA/55EA,NKR55EA NHR69/69N,NHS69A/69AN NHR69CVN/69EAVN/69EVN NHR69E/69EA/69EAV/69C/69CA NHR69EV/69CV NHS55EA NHS69EA/69EAV/69EAVN NKR55CE NKR55EVN/55LN NKR55L NKR69CAE/69LAR NKR69EA/69EAV/69EAVN UBS55CK/55CM/55CW/55FK/55FM/55FW/55FWR UBS69DW/69GW UCS55DW/55DWM UCS69DWM UCS69GW VHR69K WHR55EX/55EXH,WKR55EXH WHR69EA/69EAH,WKR69EA/69EAH WHR69EAX/69EAXH,WKR69EAX/69EAXH	(84.07-93.06) (90.04-93.06) (04.06- ) (93.06-95.04) (93.06- ) (95.04- ) (91.08-93.07) (93.07- ) (84.07-90.05) (84.07-85.11) (85.11-89.07) (95.03- ) (93.05- ) (87.10-91.12) (91.12-98.03) (90.07-93.10) (93.10-98.07) (95.12-98.07) (96.11- ) (85.03-93.12) (95.06- ) (94.01-95.05)	
<b>GWIS-26A</b> 8-94232-082-Z 8-94332-920-Z 8-94376-848-Z	4ZA1 4ZB1	1600 1800	FARGO	WFR10DV WFR11DV WFR11FV	(81.01-82.07) (82.03-85.12) (81.08-85.12)	
<b>GWIS-27A</b> T.K.4576	C201PT		THERMO KING(USA APPLICATION) INDUSTRIAL			
<b>GWIS-28A</b> 8-94118-353-Z 8-94118-501-Z 8-97010-201-Z	4FC1 4FD1  DIESEL	2000 2200	FARGO	WFR51,WFS51 WFR53BH,WFS51	(84.11-)	






# ISUZU

PART NO.	APPLICATION GUIDE			
<b>GWIS-29A</b> 8-94155-065-Z 8-94332-922-Z 8-94376-850-Z 8-97021-775-Z	4ZC1      2000      	BIG HORN    NFR12DT FARGO        UBS12CK/12FK  WFR12DV WFR12FV/12FVH	(88.08-94.06) (87.01-87.09) (85.12-95.08) (87.10-95.08)	
<b>GWIS-30A</b> 8-94109-591-Z	4XC1      1500 4XC1T     1500	GEMINI      JT150	(85.05-90.02)	
<b>GWIS-31A</b> 8-94332-638-Z 8-94376-847-Z 8-94174-226-Z 8-97021-774-Z	4ZE1      2600 4ZK1	BIG HORN    UBS17CW MU            UBS17FW  UCS17DH UCS17DW	(88.11-89.11) (88.11-91.12) (89.04-92.10) (89.04-93.10)	
<b>GWIS-32A</b> 8-97360-200-Z 8-97031-473-Z	4XE1      1600 4XE1T     1600	GEMINI      JT191F/191S PA NERO	(90.02-93.09)	
<b>GWIS-33A</b> 8-97031-472-Z	4XC1      1500 4XF1      1800	GEMINI      JT151F PA NERO     JT221F PIAZZA	(90.02-93.09) (91.07-93.09)	
<b>GWIS-34A</b> 8-97125-975-Z 8-97061-280-Z	6VD1      3200	BIG HORN    UBS25DW/25GW    <b><u>GWIS-34A=(GWHO-38A)</u></b>	(91.12-98.03)	
<b>GWIS-35A</b> 8-94129-554-Z 8-94372-119-Z 8-94376-853-Z 8-94379-924-Z 8-94439-850-Z 8-97018-556-Z 8-97021-171-Z	4BA1      2800 4BC2      3300 4BE1      3600 4BD1      3900 4BD1T     3900 4BG1      4300	ELF NKR56EEG/EPN,NKR57E2K/EN/EPN/EVN/LVN (84.07-85.11) NKR57E/E2N/ED/L2N/LR (84.07-89.07) NKR58E/E2N/ED/LR/LVN (86.01-93.06) NKR58EA,NPS58LVN (90.05-95.04) NKR58EAV/EAVN/LAR (93.05-95.02) NKR58EN,NPR58GVN/LVN/LZN (88.07-93.06) NKR58LZN,NPR57GVN/58LN (88.07-90.05) NKS58GDR/GR/GN,NKR61E/ED/LR (87.09-93.11) NPR57GR/LN/LR/LVN/PR,NPR59LZN (84.07-90.05) NPR57LQR/LZN,NPR59GR/LQR/PQR (84.07-86.02) NPR58GR/LR/PR,NPR59GDR/LR/PR (84.07-93.06) NPR59GN/GYN/LVN/LYR/PVN/PYR (88.07-90.05) NPR61GDR/GN/GYN/LR/LYR/LZN/PR/PYR (88.07-90.05) NPS58GR/LR,NPS59GN/LN (87.12-93.05)		




# ISUZU

PART NO.	APPLICATION GUIDE		
<b>GWIS-36A</b> 8-94387-613-Z 8-94411-901-Z 8-94415-090-Z 8-94471-469-Z 8-94471-470-Z	4FC1 2000 4FC1T 2000 4FD1 2200 4FG1 2400 4FG1T 2400  DIESEL	FARGO NFR62DT (88.08-94.06) WFR51DV (82.03-85.12) WFR51DVZ/FVZ (84.01-88.11) WFR51DW (82.07-90.12) WFR51FBH/FV/FVH (81.08-88.11) WFR53DV/FV/FVH,WFS53DV/FV (83.10-88.11) WFR62DV/FV/FVH,WFS62DV/FV/FVH (87.10-95.08) WFR62DW,WFS62DW (90.12-95.08) WFR62FBH (88.01-95.08) WFS51DV/FV/FVH (85.12-88.11) WFS51DW (84.11-90.12) WFS53FVH,WFR53FBH (83.11-88.11) WFS62FBH (88.11-95.08)	
<b>GWIS-37A</b> 5-13610-184-Z 5-13616-184-Z 8-94239-851-Z 8-94376-854-Z 8-94376-857-Z 8-94439-851-Z 8-94439-875-Z 8-97010-772-Z 8-97021-772-Z	4BA1 2800 4BC1 3300 4BC2 3300  DIESEL	ELF KT15/25/35/45 (80.10-84.06) KT16/24/26/36/46 (80.10-84.07) TLD24/34/44/54/64 (80.10-84.07) TLD26/45/55/65 (80.06-84.07) TLD46/56/66/76 (81.07-84.07)	
<b>GWIS-38A</b> 5-86008-904-Z 5-86008-905-Z	D15B 1500 D16A 1600 ZC 1600	GEMINI MJ1/2 (95.10-98.03) MJ4/5/6 (97.01-00.06)  <u><b>GWIS-38A=(GWHO-39A)</b></u>	
<b>GWIS-39A</b> 5-86003-637-Z 5-86003-638-Z	ZC 1600	GEMINI MJ1/2 (93.09-95.10)  <u><b>GWIS-39A=(GWHO-29A)</b></u>	
<b>GWIS-40A</b> 5-86003-639-Z 5-86003-640-Z	D15B 1500 ZC 1600	GEMINI MJ1 (93.09-95.10) MJ3 (95.02-95.10)  <u><b>GWIS-40A=(GWHO-32A)</b></u>	
<b>GWIS-41A</b> 5-86103-073-Z	NA20S 2000	ELF ASK2F23 (95.06-)  <u><b>GWIS-41A=(GWN-54A)</b></u>	

# ISUZU

PART NO.	APPLICATION GUIDE				
<b>GWIS-42A</b> 8-97073-951-Z 8-97109-676-Z	4HF1 4300 4HG1 4600 4HE1T 4800 4HJ1 5000	ELF NKR66,NKS66,NPR66 (90.01-) VKR66 NKR71,NKS71,NPR71 (95.01-) NPS71 NPR70 TURBO (93.01-) NPR72,NPS72 (97.01-)			
<b>GWIS-43A</b> 5-13610-047-Z 5-13610-057-Z 5-13610-077-Z 5-13610-163-Z 5-13610-169-Z 5-13610-170-Z 5-13616-169-Z 8-94376-863-Z 8-94483-167-Z 8-97028-595-Z 9-13610-325-Z 9-13610-394-Z	C240 2400	TCM SD10,SD12,FD15, FORKLIFT FCD15,FD18,FCD18, FD20,FCD20,FVD20, FD23,FCD23,FVD23, FD25,FCD25,FVD25, FD25Z4,FD28,FCD28, FVD28,FD30,FVD30, FD20Z5,FD30Z5 KOMATSU FD15,FD20,FD23 FORKLIFT FD25,FD28,FD30			
<b>GWIS-44A</b> 8-97167-554-Z	6VD1 3200 6VE1 3500	BIG HORN UBS26DW/GW (98.02- ) MU UER25FW (99.02- ) VehiCROSS UES25EW (00.05- ) WIZARD UES25FW (98.05- ) UGS25DW (97.03-99.02)			
<b>GWIS-45A</b> 8-97105-012-Z	4JA1 2500 4JB1 2800 4JB1T 2800 4JG2 3100	BIG HORN NHR54C/54CVN/54E/55C/55CVN/55E/55LR (84.07-93.06) ELF NHR55CA/55EA,NKR55EA (90.04-93.06) MU NHR69/69N,NHS69A/69AN (04.06- ) NHR69CVN/69EAVN/69EVN (93.06-95.04) NHR69E/69EA/69EAV/69C/69CA (93.06- ) NHR69EV/69CV (95.04- ) NHS55EA (91.08-93.07) NHS69EA/69EAV/69EAVN (93.07- ) NKR55CE (84.07-90.05) NKR55EVN/55LN (84.07-85.11) NKR55L (85.11-89.07) NKR69CAE/69LAR (95.03- ) NKR69EA/69EAV/69EAVN (93.05- ) UBS55CK/55CM/55CW/55FK/55FM/55FW/55FWR (87.10-91.12) UBS69DW/69GW (91.12-98.03) UCS55DW/55DWM (90.07-93.10) UCS69DWM (93.10-98.07) UCS69GW (95.12-98.07) VHR69K (96.11- ) WHR55EX/55EXH,WKR55EXH (85.03-93.12) WHR69EA/69EAH,WKR69EA/69EAH (95.06- ) WHR69EAX/69EAXH,WKR69EAX/69EAXH (94.01-95.05)			
<b>GWIS-46A</b> 8-97942-972-0 8-97942-209-0	4JA1 2500 4JH1 3000	RODEO TFR54 (04- ) D-MAX TFS77			







# KOREAN CAR (HYUNDAI ) WP

PART NO.	APPLICATION GUIDE			
<b>GWKR-100A</b> 25100-33020 25100-33030 25100-33012	G4CR SIRIUS-ID	1600	ELANTRA (93-) LANTRA  <u><b>GWKR-100A=(GWHY-08A)</b></u>	
<b>GWKR-101A</b> 25100-33122	SIRIUS-I	1800 2000	SONATA-II, SANTAMO, CARSTAR  <u><b>GWKR-101A=(GWHY-09A)</b></u>	
<b>GWKR-102A</b> 25100-38002 25100-38200	SIRIUS-II D	1800 2000 RH23/33	EF SONATA, OPTIMA XG TRAJET, SANTAFE  <u><b>GWKR-102A=(GWHY-11A)</b></u>	
<b>GWKR-103A</b> 25100-3B300 25100-3B302	LZ4.5 V-8MPI	4500	EQUUS  <u><b>GWKR-103A=(GWHY-12A)</b></u>	
<b>GWKR-104A *</b> ( 25100-39010 25100-39012 W/HOUSING NO. )	$\Sigma$ V6-II D	2500 3000 3500	EQUUS, GRANDEUR XG, CANIVAL, SANTAFE.  <u><b>GWKR-104A=(GWHY-43B)</b></u>	
<b>GWKR-104AH</b> 25100-39010 25100-39012	$\Sigma$ V6-II D	2500 3000 3500	EQUUS, GRANDEUR XG, CANIVAL, SANTAFE.  <u><b>GWKR-104AH=(GWHY-13A &amp; GWHY-43A)</b></u>	
<b>GWKR-105A</b> M25100-23500 25100-23530	$\beta$	1800cc 2000cc	AVANTE, XD AVANTE, TIBURON  <u><b>GWKR-105A=(GWHY-14A &amp; GWHY-42A)</b></u>	
<b>GWKR-106A</b> 25100-22010 25100-21000/10 25100-24030/40/60 MD030863 MD997076 MD997609	4G13 1500 4GDM G4DG, $\alpha$ -3V/V G4EK/CH/DH	1300 1500 1500 1500 1300	EXCEL, ACCENT (85-) PONY SCOUPE  <u><b>GWKR-106A=(GWM-17A)</b></u>	

# KOREAN CAR (HYUNDAI ) WP

PART NO.	APPLICATION GUIDE			
<b>GWKR-107A</b> M07251-02400 25100-02502	TCI	800	ATOZ  <u><b>GWKR-107A=(GWHY-19A)</b></u>	
<b>GWKR-108A</b> 25100-27000	D-ENG	1500 2000	TRAJET(FO), SANTAFE(SM), XD AVANTE, VERNA.  <u><b>GWKR-108A=(GWHY-20A)</b></u>	
<b>GWKR-109A</b> 25100-4A000 25100-4A100	A-ENG	2500 2900	1 TON STAREX (A1) SORRENTO(BL)  <u><b>GWKR-109A=(GWHY-21A)</b></u>	
<b>GWKR-110A</b> 25100-38450	SIRIUS-II FR	2400	STAREX(AI), SORRENTO(BL)  <u><b>GWKR-110A=(GWHY-22A)</b></u>	
<b>GWKR-111A</b> 25100-26015 25100-26660		1500	ACCENT (DOHC)  <u><b>GWKR-111A=(GWHY-23A)</b></u>	
<b>GWKR-112A</b> ( 25100-39800 25100-39802 W/HOUSING NO. )	Σ3.5FR	3500	TERRACAN, SORRENTO.  <u><b>GWKR-112A=(GWHY-44B)</b></u>	
<b>GWKR-112AH</b> 25100-39800 25100-39802	Σ3.5FR	3500	TERRACAN, SORRENTO.  <u><b>GWKR-112AH=(GWHY-24A &amp; GWHY-44A)</b></u>	
<b>GWKR-116A</b> 25100-27900	D-ENG VGT	1500cc 2000cc	TRAJET, SANTAFE VGT, XD AVANTE, VERNA.  <u><b>GWKR-116A=(GWHY-32A)</b></u>	

# KOREAN CAR (HYUNDAI ) WP

PART NO.	APPLICATION GUIDE			
<b>GWKR-117A</b> 25100-23001 25100-23002	G4CR      1600 G4CN      1800 2000	ELANTRA COUPE, LANTRA, KOMBI TIBURON	(95-)	
<b><u>GWKR-117A=(GWHY-35A)</u></b>				
<b>GWKR-120A</b> 25100-32515	G4M      1800 G4P      2000 SIRIUS-I S	SONATA(OLD), STELLA TAXI, GALLOPER 2.4(GSL), GRACE(LPG)		
<b><u>GWKR-120A=(GWM-23A)</u></b>				
<b>GWKR-121A</b> 25100-32565	1800 2000 SIRIUS-I S	SONATA (91") SONATA-II		
<b><u>GWKR-121A=(GWM-27A)</u></b>				
<b>GWKR-122A</b> 25100-41000 25100-41001	D            3300	MIGHTY TRUCK.		
<b><u>GWKR-122A=(GWM-33A)</u></b>				
<b>GWKR-123A</b> 25100-42000	FDX      2400cc 1 TON    2500cc	PORTER, GRACE, GALLOPER H100, H100 D, H150, H150 D, H200 H200 D, H200 SATELLITE, /D	(93-)	
<b><u>GWKR-123A=(GWM-39A)</u></b>				
<b>GWKR-124A</b> 25100-11000 25100-11010 25100-11020		PONY, STELLAR	(76-85)	
<b><u>GWKR-124A=(GWM-01A)</u></b>				



# KOREAN CAR (HYUNDAI) FC

PART NO.	APPLICATION GUIDE		
GWKR-100F 25720-81041	8DC9      11149 BUS        16031	AERO-SPACE, AERO-QUEEN, HSX  <u><b>GWKR-100F=(GWHY-01F)</b></u>	
GWKR-101F 25237-93110	9D16	8TON  <u><b>GWKR-101F=(GWHY-02F)</b></u>	
GWKR-102F 25239-41100	D4A	2.5TON  <u><b>GWKR-102F=(GWHY-06F)</b></u>	<div style="border: 1px solid black; padding: 5px; width: fit-content; margin: 0 auto;">                         PHOTO NOT                          AVAILABLE AT                          TIME OF PRINTING                     </div>
GWKR-103F 25237-42010	D4B	1TON  <u><b>GWKR-103F=(GWHY-07F)</b></u>	
GWKR-104F 25720-43600	MPI      RH23/33	GRACE(AH- ), STAREX(A1), POTER(AU- ) 1 TON  <u><b>GWKR-104F=(GWHY-08F)</b></u>	
GWKR-105F 25239-72120	D8AV	10-12TON  <u><b>GWKR-105F=(GWHY-09F)</b></u>	
GWKR-106F 25239-41301	D4A	2.5-3TON  <u><b>GWKR-106F=(GWHY-10F)</b></u>	
GWKR-107F 25237-42050	D4B	1TON(A/C)  <u><b>GWKR-107F=(GWHY-11F)</b></u>	




# KOREAN CAR (HYUNDAI) FC

PART NO.	APPLICATION GUIDE			
GWKR-108F X25232-36001	D4B /V6		JEEP  <u><b>GWKR-108F=(GWHY-12F)</b></u>	
GWKR-109F 25720-55010	DB		AERO TOWN  <u><b>GWKR-109F=(GWHY-13F)</b></u>	
GWKR-110F 25720-43660	MPI	RH23/33	GRACE(AH-), PORTER (Au-) 1 TON  <u><b>GWKR-110F=(GWHY-15F)</b></u>	
GWKR-111F 25239-70010	6D22 L-ENG D6CA L2DA/B L3D 8DCP	16031	11.5TON~75TON(TRT, MIXER, CARGO, 11TON~19TON(CARGO, DUMP, ) 8TON~70TON(TRT, CARGO, DUMP, TANK LORRY, ) DUMP, TANK LORRY, )  <u><b>GWKR-111F=(GWHY-17F)</b></u>	
GWKR-112F 25237-42560	V6 D4B	3000	LIBERO(SR), STAREX(A1), GALLOPER(QA) 1 TON PORTER  <u><b>GWKR-112F=(GWHY-19F)</b></u>	
GWKR-113F 25237-42561	4D56 T1/2 TC,TCI D4B	2500 2600	PORTER(AU), GRACE(AH), GALLOPER(QA) 1 TON  <u><b>GWKR-113F=(GWHY-19F-01)</b></u>	
GWKR-114F 25237-42920	D4B		1TON , JEEP  <u><b>GWKR-114F=(GWHY-20F)</b></u>	
GWKR-115F 25237-42921	D4B 4D56 T2 TC	2500 2600	STAREX(A1), LIBERO(SR) 1 TON  <u><b>GWKR-115F=(GWHY-20F-01)</b></u>	

# KOREAN CAR (HYUNDAI) FC

PART NO.	APPLICATION GUIDE		
<b>GWKR-116F</b> 25237-42922	D4B 4D56      2500 T2          2600 TC	STAREX(A1), LIBERO(SR) 1 TON  <u><b>GWKR-116F=(GWHY-20F-02)</b></u>	
<b>GWKR-117F</b> 25237-93200	D6BR      7545 6D16	AERO-TOWN, 5TON, 8TON  <u><b>GWKR-117F=(GWHY-21F)</b></u>	
<b>GWKR-118F</b> 25239-45001	D4A          3298 4D31      3567 4D34  TRUK	3.5TON COUNTY, PAMAX, MIGHTY  <u><b>GWKR-118F=(GWHY-22F)</b></u>	
<b>GWKR-119F</b> 25239-45101	D4A          3298 4D31      3567 TRUK 4D34	3.5TON PAMAX, MIGHTY  <u><b>GWKR-119F=(GWHY-23F)</b></u>	
<b>GWKR-121F</b> 25237-42200	D4B          3500 V6 GSL DSL	JEEP TERRACAN(HP)  <u><b>GWKR-121F=(GWHY-26F)</b></u>	
<b>GWKR-122F</b> 25720-8A800	L-ENG      12900 BUS	AERO-SPACE, AERO-EXPRESS AERO-QUEEN  <u><b>GWKR-122F=(GWHY-27F)</b></u>	
<b>GWKR-123F</b> 25237-4A000	A-ENG      2500	1TON SORENTO(BL), STAREX(A1)  <u><b>GWKR-123F=(GWHY-28F)</b></u>	
<b>GWKR-124F</b> 25720-55200	KK-TCI    6600 BUS	AERO-TOWN  <u><b>GWKR-124F=(GWHY-29F)</b></u>	

# KOREAN CAR (HYUNDAI) FC

PART NO.	APPLICATION GUIDE		
<b>GWKR-125F</b> 25237-42101	D4BH      2500 4D56 TCI	STAREX(A1), LIBERO(SR) HR(PORTER)	
		<b><u>GWKR-125F=(GWHY-30F-01)</u></b>	
<b>GWKR-127F</b> 25239-84410	L-ENG      16000 TRUK	L-ENG (TRUK)	
		<b><u>GWKR-127F=(GWHY-31F)</u></b>	
<b>GWKR-128F</b> 25237-42610	4D56      2500 TCI	PREGIO(CT), FRONTIER(TU), STAREX(A1-EURO-3) LIBERO(SR-EURO-3) PU(TU)	
		<b><u>GWKR-128F=(GWHY-32F)</u></b>	
<b>GWKR-129F</b> 25720-8C300	6D22      11149 BUS      16031 6D22  C6AB-QDD D6AC/C6AB-Q-CNG	AERO-CITY, AERO-SPACE, AERO-EXPRESS GRANBIRD, BUS	
		<b><u>GWKR-129F=(GWHY-33F)</u></b>	
<b>GWKR-130F</b> 25720-8C400	6D22      11149 BUS      16031 6D22  C6AB-QDD D6AC/C6AB-Q-CNG	AERO-CITY, AERO-SPACE, AERO-EXPRESS GRANBIRD, BUS	
		<b><u>GWKR-130F=(GWHY-33F-01)</u></b>	
<b>GWKR-131F</b> 25239-45010	D4A	3.5TON BUS	
		<b><u>GWKR-131F=(GWHY-35F)</u></b>	
<b>GWKR-132F</b> 25239-45500	W-ENG      3600 D4D-C/RAIL BUS TRUK	COUNTY, MIGHTY, NARROW	
		<b><u>GWKR-132F=(GWHY-36F)</u></b>	
<b>GWKR-133F</b> 25239-45020	D4AL	3.5TON TRUK	
		<b><u>GWKR-133F=(GWHY-37F)</u></b>	

# KOREAN CAR (HYUNDAI) FC

PART NO.	APPLICATION GUIDE		
GWKR-134F 25237-42750	4D56 TCI 2500	PU(TU)	 <b><u>GWKR-134F=(GWHY-38F)</u></b>
GWKR-135F 25720-8C800	OM900 OM926 BUS TRUK	AC540, AERO-CITY, 8,5TON	 <b><u>GWKR-135F=(GWHY-39F)</u></b>
GWKR-136F 25720-5E100	KK-CNG	GY	 <b><u>GWKR-136F=(GWHY-43F)</u></b>
GWKR-137F 25237-42650	T2/4D56 2500 TCI	HR(PORTER) STAREX(A1)-'04 F/LIFT	 <b><u>GWKR-137F=(GWHY-45F)</u></b>
GWKR-138F 25237-42620	4D56 TCI	CT, F/LIFT	 <b><u>GWKR-138F=(GWHY-47F)</u></b>
GWKR-139F 25239-45550	W-ENG BUS		 <b><u>GWKR-139F=(GWHY-48F)</u></b>









# KOREAN CAR (KIA) WP

PART NO.	APPLICATION GUIDE			
GWKR-200A OK65A-15-100A	J2	2700	BEST, BONGO, FRONTIER, PRIEGO  <b><u>GWKR-200A=(GWK-15A)</u></b>	
GWKR-201A OK24A-15-010		1600 1800	SEPHIA (DOHC)  <b><u>GWKR-201A=(GWK-17A)</u></b>	
GWKR-202A K631-15-100	B3	1300	TOPIC  <b><u>GWKR-202A=(GWK-18A)</u></b>	
GWKR-203A OFE3N-15-010E	FE MRDI	2000	SPORTAGE (94-)  <b><u>GWKR-203A=(GWK-19A)</u></b>	
GWKR-204A AA100-15-010A			ASIA  <b><u>GWKR-204A=(GWK-20A)</u></b>	
GWKR-205A KKY01-15-010 OK930-15-010A		TD42T 1600	PRIDE (91-) LEO  <b><u>GWKR-205A=(GWMZ-31A)</u></b>	
GWKR-206A 1355-15-010B			TOPIC  <b><u>GWKR-206A=(GWMZ-13A)</u></b>	
GWKR-207A OK937-15-010		TD42T 1600	SEPHIA SEPHIA (98-) SHUMA  <b><u>GWKR-207A=(GWMZ-35A &amp; GWF-71A)</u></b>	

# KOREAN CAR (KIA) WP









PART NO.	APPLICATION GUIDE			
<b>GWKR-208A</b> OK900-15-010G OK917-15-010	1600 1800		CAPITAL  <u><b>GWKR-208A=(GWMZ-25A)</b></u>	
<b>GWKR-209A</b> OFE1H-15-010G	F8	1800	CONCORD  <u><b>GWKR-209A=(GWMZ-32A)</b></u>	
<b>GWKR-210A</b> OK710-15-010 K710-15-010 K710-15-140A	HW R2 K70Y	2200	BEST BESTA D (93-)  <u><b>GWKR-210A=(GWMZ-30A &amp; GWF-52A)</b></u>	
<b>GWKR-211A</b> K800-15-010			BOXER  <u><b>GWKR-211A=(GWMZ-27A)</b></u>	
<b>GWKR-212A</b> K431-15-010	D	3500	JUMBO  <u><b>GWKR-212A=(GWMZ-40A)</b></u>	
<b>GWKR-213AH</b> K170-15-010			ROCKSTAR  <u><b>GWKR-213A=(GWK-02AH)</b></u>	
<b>GWKR-214A</b> OK9BV-15-010	99-01		CARNIVAL V6 2500cc	

# KOREAN CAR (KIA) FC




PART NO.	APPLICATION GUIDE		
GWKR-200F OK410-15-140	SH-ENG    3581 3000 SL-ENG    2700	FORNTIER(TU), TRADE TITAN(2.5TON) TITAN(1.4TON), TOPIC  <u><b>*WITH FAN</b></u> <u><b>GWKR-200F=(GWK-02F)</b></u>	
GWKR-201F OK758-15-150D	SF-ENG	CERESS  <u><b>*WITH FAN</b></u> <u><b>GWKR-201F=(GWK-03F)</b></u>	
GWKR-202F OK770-15-140C	NB-1	BESTA  <u><b>*WITH FAN</b></u> <u><b>GWKR-202F=(GWK-05F)</b></u>	
GWKR-203F OK028-15-140	NB-7	JEEP  <u><b>*WITH FAN</b></u> <u><b>GWKR-203F=(GWK-06F-01)</b></u>	
GWKR-204F OK048-15-140A	NB-7        2000 (SS)	JEEP (02 MY) SPORTAGE(AL), (NL)  <u><b>*WITH FAN</b></u> <u><b>GWKR-204F=(GWK-06F-03)</b></u>	
GWKR-205F VS01-15-140A	VN            2000 RFA	JEEP (02 MY)                    HI-BESTA SPORTAGE(AL), (NL)  <u><b>*WITH FAN</b></u> <u><b>GWKR-205F=(GWK-08F)</b></u>	
GWKR-206F OK65A-15-140D	J3(KJ) ENG	HP-1  <u><b>*WITH FAN</b></u> <u><b>GWKR-206F=(GWK-11F)</b></u>	
GWKR-207F OK708-12-140A	SF-ENG(2.4)	WIT  <u><b>*WITH FAN</b></u> <u><b>GWKR-207F=(GWK-12F)</b></u>	



# KOREAN CAR (KIA) FC

PART NO.	APPLICATION GUIDE		
GWKR-208F OK01W-15-140	FED ENG	JEEP  <u><b>*WITH FAN</b></u>  <u><b>GWKR-208F=(GWK-14F-01)</b></u>	
GWKR-209F OK038-15-140A	GF/FEED    2000	SPORTAGE(AL), (NL) JEEP (02 MY)  <u><b>*WITH FAN</b></u>  <u><b>GWKR-209F=(GWK-14F-03)</b></u>	
GWKR-210F OK77J-15-140	RF (TCI)    2700 J2                3000	PREGIO(CT), FRONTIER(TU), SPORTAGE(AL),(NL)  <u><b>*WITH FAN</b></u>  <u><b>GWKR-210F=(GWK-15F)</b></u>	
GWKR-211F OK77M-15-140	GF/FEED    2700 JT ENG        3000	PREGIO(CT), FRONTIER(TU), SPORTAGE(AL),(NL)  <u><b>*WITH FAN</b></u>  <u><b>GWKR-211F=(GWK-17F)</b></u>	
GWKR-212F 25215-4X100	J3(KJ)        3000	TERRACAN(HP) HP-1  <u><b>*WITH FAN</b></u>  <u><b>GWKR-212F=(GWK-19F)</b></u>	
GWKR-213F 25215-4Z200	J2/JT         3000	PREGIO(CT)  <u><b>*WITH FAN</b></u>  <u><b>GWKR-213F=(GWK-20F-01)</b></u>	
GWKR-214F 25215-4X500	J3              3000	CT(P05V/P06V), PU(1, 1.4(M/T), 4WD(M/T)  <u><b>*WITH FAN</b></u>  <u><b>GWKR-214F=(GWK-21F)</b></u>	
GWKR-215F 25215-2W100	RF (TCI)    2000	SPORTAGE(AL), (NL)  <u><b>*WITH FAN</b></u>  <u><b>GWKR-215F=(GWK-22F)</b></u>	

# KOREAN CAR (KIA) FC

PART NO.	APPLICATION GUIDE		
GWKR-216F 25215-4Z100	J2/JT      2700 3000	PREGIO(CT), FRONTIER (TU), SPORTAGE(AL),(NL)  <u><b>*WITH FAN</b></u>  <u><b>GWKR-216F=(GWK-23F)</b></u>	
GWKR-217F 25215-4X600	J3 ENG      3000	PU(TU)  <u><b>*WITH FAN</b></u>  <u><b>GWKR-217F=(GWK-24F)</b></u>	
GWKR-218F	J3 ENG	PU1.4  <u><b>*WITH FAN</b></u>  <u><b>GWKR-218F-(GWK-25F)</b></u>	


# KOREAN CAR (DAEWOO) WP

PART NO.	APPLICATION GUIDE			
<b>GWKR-300A</b> 96518977 17400-60D01	M100 M150	800	TICO, MATIZ  <u><b>GWKR-300A=(GWS-13A)</b></u>	
<b>GWKR-301A</b> 17400A-70D04 17400-70D00		800	DAMAS, LABO(EXPORT MODEL)  <u><b>GWKR-301A=(GWS-14A)</b></u>	
<b>GWKR-302A</b> 17400-70D10			DAMS  <u><b>GWKR-302A=(GWS-15A)</b></u>	
<b>GWKR-303A</b> 90234200			LEMANS  <u><b>GWKR-303A=(GWS-16A)</b></u>	
<b>GWKR-304A</b> 6506500-6092			  <u><b>GWKR-304A=(GWDW-03A)</b></u>	
<b>GWKR-305A</b> 90281612	X20SED Z20L 16V	1800 2000	ESPERO, LEGANZA, NUBIRA  <u><b>GWKR-305A=(GWO-12A)</b></u>	
<b>GWKR-306A</b> 96230587		1800	TACUMA  <u><b>GWKR-306A=(GWS-17A)</b></u>	
<b>GWKR-307A</b> 96182871 96352650	616L	1600	NUBIRA  <u><b>GWKR-307A=(GWS-18A)</b></u>	



# KOREAN CAR (DAEWOO) WP

PART NO.	APPLICATION GUIDE		
GWKR-308A 90220568	18LSH 1800 20LSH 2000	ESPERO	
		<b><u>GWKR-308A=(GWO-10A)</u></b>	
GWKR-309A 90144227	A15MF 1500 OHC 8V	NEXIA (94-)	
		<b><u>GWKR-309A=(GWO-13A)</u></b>	
GWKR-310A 96352649	15LDH 1500 16V 1600	NEXIA, LANOS (94-)	
		<b><u>GWKR-310A=(GWG-87A)</u></b>	
GWKR-311A 50940-13802	DOHC 1600 16V EFI	LANOS	
		<b><u>GWKR-311A=(GWG-88A)</u></b>	
GWKR-312A 90325661B		DAEWOO	
		<b><u>GWKR-312A=(GWG-89A)</u></b>	
GWKR-313A 96352648	C14L 1349 Y15L 1498	LANOS (97-)	
		<b><u>GWKR-313A=(GWG-90A)</u></b>	
GWKR-314A	Z20L 2000 C18SED 1800	LEGANZA, NUBIRA, TACUMA	
		<b><u>GWKR-314A=(GWO-18A)</u></b>	

# KOREAN CAR (DAEWOO) FC

PART NO.	APPLICATION GUIDE	
GWKR-300F 65.0665060 10	D1146 ENG	<div style="text-align: right; margin-bottom: 10px;">  </div> <p style="text-align: center;"><b><u>GWKR-300F-(GWDW-02F)</u></b></p>
GWKR-301F 65.06650-6014	DV15 DV19 ENG	11-19TON  <div style="text-align: right; margin-bottom: 10px;">  </div> <p style="text-align: center;"><b><u>GWKR-301F=(GWDW-05F)</u></b></p>
GWKR-302F 96088484	DE12/T ENG	<div style="text-align: right; margin-bottom: 10px;">  </div> <p style="text-align: center;"><b><u>GWKR-302F=(GWIS-21F)</u></b></p>

# KOREAN CAR (SSANGYONG) FC

PART NO.			APPLICATION GUIDE	
<b>GWKR-400F</b> 21232-05000 A661-200-30-22	M601      2299 M602      2874		MUSSO, KORANDO  <u><b>GWKR-400F=(GWSY-04F)</b></u>	
<b>GWKR-401F</b> A661-200-32-22	0M602      2874 ENG		ISTANA  <u><b>GWKR-401F=(GWSY-05F)</b></u>	

# MASSEY FERGUSON

PART NO.	APPLICATION GUIDE	
----------	-------------------	--

**DISCONTINUED**







GWMF-01A(09946,500088,825843M91,826119M91)


# MAZDA




PART NO.	APPLICATION GUIDE				
<b>GWMZ-01A</b> 0222-15-010 0222-15-010C 0222-15-010D	UB	1500	LUCE	SUA,SUD,SUN	(66.01-70.12) 
<b>GWMZ-02A</b> 0305-15-010 0305-15-010D 0305-15-010E 0305-99-151	UB NA VC MA	1500 1600 1800 2000	BONGO CAPELLA COSMO FAMILIA LUCE PROCEED	BA2N8/9 BA2V8H BNA61 CB2NS/VS FE2V6 HBP8,HBPHE LA2VS/VV LA4VS PE2N6,CD2VC SN3A/AV SNA,SU2A SU4A/AV SUAV,SVA,SUA SV2A	(77.07-83.09) (78.09-82.02) (71.01-76.10) (78.09-82.09) (77.08-77.09) (81.08-83.10) (73.09-76.01) (77.09-81.07) (77.02-79.12) (73.09-78.06) (70.03-74.01) (72.01-73.07) (67.04-73.03) (74.02-75.06) 
<b>GWMZ-03A</b> 0324-15-010/C/D 0324-15-131 0324-15-140A 8AS4-15-010	PC TC UC	1000 1300 1400	BONGO FAMILIA J80/J100 PROCEED SPECTRON	BA2T8 EA4US,FA4UV,BA2U8 FA2T/3T/4TS/4TV,STC FA3PS,SPC,SPCV SS48V/VF,SE48T STCV,BTA67	(77.07-78.09) (78.03-85.12) (70.01-85.12) (70.01-78.02) (83.09-87.08) (71.07-78.07) 
<b>GWMZ-07A</b> 0259-15-010/A 0259-15-020 0777-15-010B	PB TA TB	1000 1200 1200	FAMILIA	BPA55,BTA65 BPAV,BPB,BPC MP2A/2H,SP2A/2E	(70.01-73.12) (68.01-73.12) (68.01-73.12) <b>●ALUMINUM BODY</b> 
<b>GWMZ-08A</b> 0259-15-010/A 0259-15-020 0777-15-010B	PB	1000	BONGO	FPA,FPAH,FPAV	(68.08-77.10) <b>●ALUMINUM BODY</b> 
<b>GWMZ-10A</b> 0381-15-010/A/B 0381-99-151	MA	2000	COSMO LUCE CAPELLA	CD3MC LA4MS LA4MV CB2MS HBPHE HBSHE	(77.03-81.03) (77.09-81.09) (79.01-88.12) (79.03-82.07) (81.01-83.10) (81.08-83.10) <b>GWMZ-10A=(GWMZ-12A)</b> <b>●ALUMINUM BODY</b> 
<b>GWMZ-13A *</b> 0636-15-010 0750-15-010/C 1363-15-010 1363-15-100/A 8363-15-010 W/HOUSING NO.	XA XB HA  DIESEL	2500 2700 3000	E-2000 E-2300 E-2500 PARKWAY TITAN	EXA12 EXA13/43 EXA32/35 EXB12/43 EXR15,TA3H1/4	(66.02-77.02) (71.11-77.02) (66.02-71.05) (71.06-73.03) (76.07-80.09) <b>GWMZ-13A=(GWMZ-15A)</b> <b>●ALUMINUM BODY</b> 







# MAZDA

PART NO.	APPLICATION GUIDE					
<b>GWMZ-14A</b> 0552-15-010G GE19-15-010	UA VA	1500 2000	CRAFT TITAN PARKWAY	DUC9 EVB12/13/43	(71.07-77.06) (71.06-79.12)	
<b>GWMZ-18A*</b> 1757-15-130B/D 1757-15-010E/920B 1757-23-920/B 3648-15-130A/D 8553-15-010B 8872-12-010A/B/E N232-99-153A W/HOUSING NO.	12A 13B	1146 1308	CAPELLA LUCE COSMO RX-7	CD22C CD23C HBSN2 LA22S LA33S/33W LA42S LA43S S124A S124W SA22C SB12S	(75.10-78.01) (75.10-81.08) (81.06-90.05) (73.11-77.05) (73.12-77.09) (77.09-78.03) (77.09-81.07) (74.01-77.04) (74.01-76.10) (78.03-85.10) (74.02-77.03)	
<b>GWMZ-21A*</b> E301-15-010A/B/C/D/F E5B6-15-010A 8AB1-15-010 W/HOUSING NO.	E3 E5	1300 1500	FAMILIA LAZER	BF3P/5P BF3PF/5PF BF3V/3VF/5V/5VF/5W BF5R BF5RF BF5S/5SF	(85.01-87.02) (85.01-87.03) (85.11-87.04) (85.10-87.02) (85.09-87.03) (86.01-87.01)	
<b>GWMZ-22A</b> SE01-15-100 8AW1-15-100 8AW3-15-100 8AW3-15-100A	XA HA  DIESEL	2500 3000	TITAN PARKWAY	WE5AT/F4C/F4T/FAD/FAT WG5AT WGFAD WGFAT	(84.01-89.05) (89.04-92.01) (89.05-92.01) (89.04-95.05)	
<b>GWMZ-23A</b> 1345-15-010 1345-99-151	2G23	550	PORTERCAB	PC4D	(77.03-82.11)	
<b>GWMZ-24A</b> 3299-15-010		1500	ECONO VAN TIWAN			







# MAZDA

PART NO.	APPLICATION GUIDE				
<b>GWMZ-25A</b> F801-15-010B/D 8AG3-15-010 8AG7-15-010A OK900-15-010 OK917-15-010	F6 F8 FE	1600 1800 2000	BONGO CAPELLA COSMO J80/J100 LUCE SPECTRON	GC6P/8J/8P/EP HBEJ HBEP,HBES SD89T,SDEAT SDEATF SR89V,SRE9W,SREAV SREAVF SS88M/88R SS88MF/88RF SS88W SS88WF	(82.09-85.04) (83.09-86.08) (83.09-90.05) (83.12-87.08) (84.01-87.09) (83.05-87.08) (84.01-85.07) (84.10-87.08) (84.10-87.09) (83.09-87.08) (83.09-87.09)
<b>GWMZ-26A</b> 1345-15-010A	2G23 G23B	550 550	PORTERCAB PC4D PC56T	(77.03-82.11) (82.11-84.10)	
<b>GWMZ-27A</b> 0727-15-100C K800-15-010			(for KOREA)		
<b>GWMZ-28A</b> 1456-15-010 OK590-15-010 OK756-15-010	S2   DIESEL	2200	BONGO BA2S8 BA2S8H BA2S9 BA2S9H	(79.09-83.12) (79.09-83.12) (79.09-83.12) (79.09-83.12)	
<b>GWMZ-29A</b> FE79-15-010B/C 8AG1-15-010A/B OFEIH-15-010G	F6 F8 FE	1600 1800 2000	BONGO CAPELLA COSMO J80/J100 LUCE SPECTRON	GC6P/8P/EP GC8J HBEP,HBES SD89T,SDEAT,SDEATF SR89V,SRE9W,SREAV,SS88W SRE9V,SREAVF,SREAM,SE88M SS88M/88R	(85.02-87.03) (85.04-87.07) (83.09-90.05) (83.12-87.08) (83.05-87.08) (85.07-87.08) (84.10-87.08)
<b>GWMZ-30A*</b> RF01-99-154 R201-15-010A/B/C 8AG6-15-010 RF03-15-010B 8AG2-15-100 W/HOUSING NO.	RF R2              DIESEL	2000 2200	BONGO CAPELLA J80/J100 PROCEED SPECTRON LUCE COSMO	GCFP,GCFJ SD29MF,SR2AM/2AMF SD29T/2AT/2ATF,SR2AVF SE28M,SD29M SE28MF,SS28H/28HF SEF8T/8TF SK22L/22M/22T/22V/24L/24T/26L/26T SRF9W,SR29V/2AV SS28M/28MF SS28R/28RF SS28V/28VF,SE28T/28TF SSF8RF/F8R,SD2AM SSF8V/8VF/8W/8WF TF31W,TJ31W TJ32W	(82.09-87.07) (87.09-97.05) (83.12-99.06) (87.09-99.06) (96.09-99.05) (84.04-93.09) (99.05-03.12) (83.05-97.05) (86.11-99.05) (86.11-90.02) (93.08-99.05) (88.12-99.06) (83.09-99.05) (95.01-96.09) (98.02-99.09)







# MAZDA

PART NO.	APPLICATION GUIDE				
<b>GWMZ-31A</b> B630-15-010 8AB3-15-010 8AB4-15-010 8AB7-15-010 OK930-15-010A KKY01-15-010	B1 1100 B3 1300 B3ME 1300 B5 1500 B6 1600	CAPELLA ADA242 (89.04-94.05) COSMO BF6M/6MF,BG6RF/6Z/6R (89.08-96.01) DEMIO BFSP (88.02-90.08) ETUDE BG3P/3PF/3S/5P/5PF/5S (89.02-96.01) FAMILIA BHA3P/3PF/3S (96.08-99.05) FESTIVA BJ3P (00.10-02.08) LAZER BWMR (87.04-94.08) LUCE D23PF/25PF (92.11-97.10) REVUE DA1PF/3PF/3VF (85.10-93.01) DB3PA/5PA (90.08-99.02) DW3W/3WF/5W/5WF (96.07-00.04) GD6P (87.07-91.10) GV6V (88.01-99.04)			
<b>GWMZ-32A</b> 8AH2-15-010 8AH2-15-010A/B 8AK1-15-010	F8 1800 F8E 1800 FE 2000 FEC 2000 FEE 2000 F2 2200	BONGO GD8AF/8PF/8P/8S/8J (87.04-92.01) COSMO GV8W,GD8A/8B,MA8P (88.01-92.07) FREDA HC2J (92.03-95.12) J80/J100 HCEP (86.07-92.03) LUCE SD89T,SDEAT,SREAV (87.09-99.06) PERSONA SDEATF,SRE9V (87.09-97.05) SPECTRON SE88M,SS88M (87.09-99.05) TELSTAR SE88T/88TF,SS88H/88HF (95.08-99.05) TITAN SGE3/3F (97.11- ) PARKWAY SGEW (95.05- ) CAPELLA SGEWF (95.06-01.08) SK82L/82M/82T/82V/E6V (99.05- ) SKE4T/6T (99.06-00.10) SS88MF,SR89V,SRE9W,SREAVF (87.09-95.09) SS88V/88VF (95.08-96.09) SSE8RF/8R/8W/8WF (86.11-95.09) SYE4T/6T (00.10-05.03)			
<b>GWMZ-34A</b> 0290-15-010A	MA 2000	CAPELLA (77.01- ) LUCE COSMO (EXPORT MODEL)			
<b>GWMZ-35A</b> 8ABS-15-010 8AB8-15-010 OK937-15-010	BJ 1300 B5 1500 B6 1600 BP 1800	ETUDE BFMP (87.01-90.08) EUNOS 100 BG5P/5S (89.02-94.04) FAMILIA BG5PE/8PE (89.10-94.06) FESTIVA BG5PF (89.03-94.03) LAZER BG6P/6S (89.02-91.01) ROADSTAR BG6PF (89.03-91.01) BG8P (90.03-94.04) BG8PF (90.11-94.01) BG8R (89.08-94.03) BG8RF (89.08-94.01) BG8S (90.11-94.04) BG8Z (89.08-94.04) DAJPF (86.10-93.01) NA6CE (89.06-93.08)			








# MAZDA

PART NO.	APPLICATION GUIDE				
<b>GWMZ-36A</b> 8AH3-15-010C	JFCU 2000 JE 3000		MPV LUCE	LVEW,HCFS (89.11-95.10)	
<b>GWMZ-37A</b> ZZM1-15-010	RF 3000 R2 3000		PICK-UP TRUCK B3000	(94.01-94.12)	
<b>GWMZ-38A</b> 8AL1-15-010B	G6 2600		PROCEED	UF66M/R,UV66R (90.01-)	
<b>GWMZ-39A</b> B6BFE-15-010A/B 8ABB-15-010A B6BF-15-010F	B5 1500 B6 1600 B6ZE 1600 BP 1800 BPVE 1800 BPZET 1800		FAMILIA LANTIS LAZER ROADSTAR	BHA5P/5S/ALS (94.05-96.10) BHA5PF/5SF/8SF/ALP/LPF/LSF (94.04-96.09) BHA6R/6RF (94.09-98.05) BHA8P/8S (94.05-99.05) BHA8PF (94.04-98.10) CBA8P,NA8C (93.08-97.11) NB6C/8C (97.12-05.08)	
<b>GWMZ-40A*</b> ( 8AW4-15-100A 8AW2-15-100A SL01-15-100A W/PULLEY NO. )	SL 3500		TITAN PARKWAY	WEL1D/4C/4D/4H/4T/7T (84.01-89.05) WELAC/AD/AE/AK/AM/AN/AT (84.01-89.05) WELAF/4M (84.03-89.05) WGL4H/4M/4S/7H/7T/AM (89.04-91.12) WGL4T/LAF/LAT (89.04-92.01) WGLAD/LAN (89.05-92.01) WGLAK (90.07-92.01)	
<b>GWMZ-41A</b> 8AG9-15-010 FS01-15-010F	FS 2000 FSDE 2000 FSZE 2000		CAPELLA CLEF COSMO CRONOS FAMILIA LUCE MPV MS-6 PREMACY TELSTAR TELSTARII	BJFP (01.12-05.03) BJFW (99.06-05.03) CG2SP/2SPF/2SR/2SRF (94.07-97.06) CPEW (01.06- ) GESR (91.11-96.04) GESRA (92.04-94.07) GESRF (91.10-94.07) GFEP,GFER (97.06-02.03) GFEPF,GFERF (97.06-99.08) GWER,GWEW (97.10-02.05) GWERF,GWEWF (97.10-99.08) LWEW (99.05-02.04)	

# MAZDA

PART NO.		APPLICATION GUIDE				
<b>GWMZ-42A</b> 8AE2-15-010	K8	1800	CLEF	CA8PE,CAEPE	(91.12-94.02)	
	KF	2000	CRONOS	CBAEP	(93.08-95.07)	
	KL	2500	EUNOS 500	GE5B,GEEB	(91.11-94.05)	
			EUNOS PRESSO	GE5P/5PA/5PF,GEEPA	(92.04-94.07)	
			FAMILIA	GE8P,GEEP,GE8PF,GEEPF	(91.09-94.07)	
			LANTIS	MB5A/5P,MBEP	(92.01-94.06)	
			MS-6			
			MS-8			
			MX-6			
			TELSTAR			
						
<b>GWMZ-43A</b> 8AK2-15-010	K8	1800	CAPELLA	CA8P,CAEP,GE5S,GEES	(94.02-96.01)	
	KF	2000	COSMO	CA8PE,CAEPE	(91.12-94.02)	
	KFZE	2000	CRONOS	CBAEP,TA5A	(93.08-98.07)	
	KL	2500	EUNOS 500	EC8S,ECPSA	(93.09-98.01)	
	KLZE	2500	EUNOS 800	EC8SE	(91.04-93.10)	
			EUNOS PRESSO	GE5B,GEEB	(91.11-96.01)	
			FAMILIA	GE8P,GEEP,GE8PF,GEEPF	(91.09-96.04)	
			LANTIS	GW5R/5RF	(97.10-02.05)	
			LAZER	MB5A	(92.01-95.11)	
			LUCE	MB5P,MBEP,GE5P/5PF	(92.01-98.02)	
			MS-8	TA5P/5Y/5Z,TAFP	(93.08-03.08)	
			MX-6			
			TELSTAR			
						
	<b>GWMZ-44A</b> ZZM3-15-010		2300	B2300 PICKUP		(95.01-97.12)
				<b>GWMZ-44A=(GWF-84A)</b>		
						
<b>GWMZ-45A</b> ZZM7-15-010		3000	B3000 PICKUP		(95.01-98.12)	
					<b>GWMZ-45A=(GWF-85A)</b>	
						
<b>GWMZ-46A</b> 1N00-15-010 1N05-15-010	CD20	2000	FAMILIA	BWEY10	(94.08-96.09)	
					<b>GWMZ-46A=(GWN-52A)</b>	
	DIESEL					
						
<b>GWMZ-47A</b> ZZM5-15-010 ZZLO-15-010A		4000	B4000 PICKUP		(94.01-98.12)	
					<b>GWMZ-47A=(GWF-77A)</b>	
			NAVAJO V6		(91.01-94.12)	
						

# MAZDA

PART NO.	APPLICATION GUIDE				
<b>GWMZ-48A</b> 8AL4-15-010 8AL4-15-010A	JE	3000	MPV	LVEW	(95.10-99.05) 
<b>GWMZ-49A</b> 8ALA-15-100 8ALA-15-100A	WL	2500	BONGO J80/J100 MPV PARKWAY PROCEED SPECTRON TITAN	LVLRLVLW SD59M/59T/5AM/5AT/5ATF SK54L/54T/56L/56T SK54V/56M/56V/5HM/5HV SR59V/5AM/5AMF/5AV/5AVF SY54L/54T/56L/56T UVL6R	(95.10-99.05) (97.04-99.06) (99.06-00.10) (99.06-04.11) (97.04-99.06) (00.10-05.03) (96.02-99.02) 
<b>GWMZ-50A*</b> ( 8AGA-15-010 W/HOUSING NO. )	RF	2000	CAPELLA COSMO CRONOS KUCE MS-6 TELSTAR	GDFJ,GDFPF GDFP GEFP,GEFPF GVFR,GVFRF GVFV GVFW,GVFWF	(87.07-92.01) (89.04-91.10) (92.04-96.04) (92.08-97.10) (88.01-99.04) (89.05-97.10) 
<b>GWMZ-51A</b> 8AB6-15-010A 8AB9-15-010A	PN	1700	FAMILIA LAZER	BF7P/7PF BF7V/7VF BG7P/7PF BW7W	(85.07-89.02) (85.11-94.08) (89.02-94.03) (89.10-94.08) 
<b>GWMZ-52A</b> 8AW5-15-100 8AWA-15-100A TF04-15-100A	TF TM	4000 4600	TITAN PARKWAY	WGE1T/4T/AD/AH/AT/AK WGM1D/AD/AF WGM4H/4S/4T/7H/7T WGT4H/7H/7T WGT4T/AE/AT/1D/AD/AK/7V	(95.05-00.05) (92.01-95.05) (91.12-95.05) (89.04-91.12) (89.04-95.05) 
<b>GWMZ-53A</b> JE48-15-010E	J5 JE	2500 3000	MS-9 SENTIA	HD5P/EP HD5S/ES HEEA HEEP	(93.11-96.01) (91.03-96.01) (95.10-00.09) (97.09-00.09) 
<b>GWMZ-54A*</b> ( GY01-15-010B AJ03-15-010B/D/G AJY1-15-010 W/HOUSING NO. )	GY AJ	2500 3000	MPV TRIBUTE	LW5W,LWFW,EPFW	(99.06-)   <b>GWMZ-54A=(GWF-91A)</b>

# MAZDA



PART NO.	APPLICATION GUIDE							
<b>GWMZ-55A</b> ZL01-15-010 ZL01-15-010A	B5	1500	FAMILIA	BHA5P/5S	(95.06-96.10)			
	Z5	1500	LAZER	BHALP	(94.03-99.05)			
	ZL	1500		BHALPF/LSF	(95.06-98.10)			
	ZLDE	1500		BHALS	(95.06-99.05)			
	ZLVE	1500		BJ5P/5W	(98.04-)			
				BJ5PF/5WF	(98.12-00.12)			
<b>GWMZ-56A</b> 8AG2-15-010 8AG2-15-010A 8AG2-15-010B 8AG2-15-010C	F8	1800	CAPELLA	GD8A/8AF/8P/8PF/8R/8RF/8S	(89.04-91.10)			
	FE	2000	COSMO	GD8B,GDEB	(88.02-91.10)			
	FE-M	2000	EUNOS 300	GDEA,GDEP,GDES	(87.05-91.10)			
	FE-N	2000	LUCE	GDEAF,GDEPF	(87.04-91.10)			
			PERSONA	GDER	(87.07-91.10)			
			TELSTAR	GDERF	(87.06-91.10)			
				GV8WF	(94.10-97.10)			
				GV8WF/8W	(92.08-94.10)			
				GVER,GVERF	(90.08-97.10)			
				GVEW,GVEWF	(96.06-97.10)			
				MA8P	(90.02-92.03)			
				MA8PE/EPE	(89.11-92.01)			
				MAEP	(88.10-92.03)			
	<b>GWMZ-57A</b> ZJ01-15-010A	ZJVE	1300	AXELA	BK5P		(03.10-04.03)	
		ZY	1500	DEMIO	DC5R/W		(04.08-)	
ZYVE		1500	VERISA	DY3R/5R	(03.11-04.04)			
				DY3W/5W	(02.06-04.04) (03.11-04.04)			
<b>GWMZ-58A</b> L327-15-100 L327-15-100A	LF	2000	ATENZA	BK3P,BKEP	(03.10-04.10)			
	LFDE	2000	MPV	CR3W,CREW	(05.02-)			
	L3	2300	PREMACY	EP3W	(03.12-)			
	L3DE	2300	TRIBUTE	GG3P,GG3S,GGEP,GGES	(02.05-05.06)			
	L3VE	2300		GYEW,GY3W	(02.06-05.06)			
				LW3W	(02.03-)			
<b>GWMZ-59A*</b> ( 1A01-15-010A 1A02-15-010A W/HOUSING NO. ) (GWMZ-59A=GWS-27A)	K6A	660	AZ OFFROAD	HB22S	(98.10-99.10)			
			AZ WAGON	HP21S	(99.03-01.03)			
			CAROL	JM23W	(98.10-02.01)			
			LAPUTA	MD21S	(98.10-00.11)			
<b>GWMZ-60A*</b> ( 1A61-15-010B 1A05-15-010A W/HOUSING NO. ) (GWMZ-60A=GWS-28A)	K6A	660	AZ WAGON	CY51S	(97.04-98.09)			
			CAROL	CZ51S	(97.04-98.09)			
			LAPUTA	HB22S	(98.10-00.12)			
				HP21S	(00.10-01.03)			
				MD21S	99.10-00.11			
<b>GWMZ-61A*</b> ( 1A12-15-010B 1A12-15-010C W/HOUSING NO. ) (GWMZ-61A=GWS-32A)	K6A	660	AZ WAGON	HB22S/23S	(00.12-02.04)			
			CAROL	HF21S	(02.02-04.04)			
			LAPUTA	HP22S	(01.04-05.03)			
			SPIANO	MD22S	(00.12-05.03)			

# MAZDA




PART NO.	APPLICATION GUIDE					
<p><b>GWMZ-62A *</b></p> <p>( 1A13-15-010B 1A13-15-010C W/HOUSING NO. )</p> <p><u>(GWMZ-62A=GWS-35A)</u></p>	K6A	660	AZ WAGON LAPUTA SPIANO	MD22S HP22S HF21S	(01.11-05.03) (01.11- ) (02.10-04.10)	
<p><b>GWMZ-63A *</b></p> <p>( 1A09-15-010D W/HOUSING NO. )</p> <p><u>(GWMZ-63A=GWS-37A)</u></p>	K6A	660	SCRUM	DG62T DG62V/62W DG63T	(01.09-02.05) (01.09-05.09) (02.05-)	
<p><b>GWMZ-64A</b></p> <p>AZ01-15-010 AZ12-15-010/A AZ13-15-010</p> <p><u>(GWMZ-64A=GWS-19A)</u></p>	F6A	660	AZ WAGON CAROL AZ-1	AA6PA AC6P AC6R CY21S CZ21S PG6SA	(90.02-95.10) (95.10-98.09) (95.10-98.09) (94.07-98.06) (94.07-98.06) (92.10-96.05)	
<p><b>GWMZ-65A</b></p> <p>1A00-15-010</p> <p><u>(GWMZ-65A=GWS-25A)</u></p>	F6A	660	AZ WAGON CAROL LAPUTA	HB12S HP11S MD11S	(98.10-99.10) (99.03-99.10) (98.10-99.10)	
<p><b>GWMZ-66A</b></p> <p>1A04-15-010</p> <p><u>(GWMZ-66A=GWS-26A)</u></p>	F6A	660	AZ WAGON CAROL	HB12S MD11S MD12S	(99.10-00.11) (99.10-00.11) (00.12-01.10)	
<p><b>GWMZ-67A *</b></p> <p>( 1A14-15-010 1A14-15-010A 1A14-15-010B W/HOUSING NO. )</p> <p><u>(GWMZ-67A=GWS-38A)</u></p>	K6A K6A	660 660	AZ WAGON CAROL	MJ21S HB24S	(03.10- ) (04.09- )	
<p><b>GWMZ-67AH</b></p> <p>1A14-15-010 1A14-15-010A 1A14-15-010B</p> <p><u>(GWMZ-67AH=GWS-38AH)</u></p>	K6A K6A	660 660	AZ WAGON CAROL	MJ21S HB24S	(03.10- ) (04.09- )	
<p><b>GWMZ-68A *</b></p> <p>( 1A15-15-010 1A15-15-010A 1A15-15-010B W/HOUSING NO. )</p> <p><u>(GWMZ-68A=GWS-39A)</u></p>	K6A	660	AZ WAGON	MJ21S(TURBO)	(03.10- )	






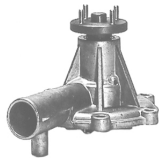

# MAZDA

PART NO.	APPLICATION GUIDE					
<b>GWMZ-68AH</b> 1A15-15-010 1A15-15-010A 1A15-15-010B  <u>(GWMZ-68AH=GWS-39AH)</u>	K6A	660	AZ WAGON	MJ21S(TURBO)	(03.10- )	
<b>GWMZ-69A</b> 8AG8-15-010 FP01-15-010 FP01-15-010F FP01-15-010G	FP FPDE	1800 1800	CAPELLA COSMO EUNOS 500 FAMILIA IQSION LAZER LUCE PREMACY TELSTAR TELSTARII	BJ8W BJ8WF CAPP CG2PP/2PPF CP8W CP8WF GF8P GF8PF GW8W GW8WF	(98.05-00.10) (98.12-00.12) (94.02-96.01) (94.07-97.06) (99.02- ) (99.04-03.01) (97.06-02.03) (97.06-99.08) (97.10-02.05) (97.10-99.08)	
<b><u>DISCONTINUED</u></b>						
				<u>GWMZ-11A(2329-15-130,2090-15-010D)</u> <u>GWMZ-16A(1620-15-130C)</u> <u>GWMZ-20A(D4FZ-8501A,D8FZ-8501A)</u> <u>GWMZ-30F(RF01-23-907,K710-15-140A/010,OFE3N-15-010D)</u>		







# MERCEDES BENZ

PART NO.	APPLICATION GUIDE		
<b>GWBE-01A</b> 115-200-0120/1220 115-200-1280 121-200-0320 121-200-0620 127-200-0220	59-61 59-65 65-68	190C,190DC 220B,220SB,220SEB 200,200D	
<b>GWBE-02A</b> 110-200-0120/0920 110-200-0980 115-200-0020 115-200-1520/80 121-200-0920	68-73  68-74 68-72 72-	200/8,200D/8,220/8,230/8 250/8,250CE/8 220D/8 250280 280S,280SE	
<b>GWBE-03A*</b> ( 117-200-0001 117-200-0201 117-200-0301 117-200-0801 W/THERMOSTAT NO. )	71-72 73-	280SE,300SEL,3.5 & 4.5 Litre 450SE/SEL/SL/SLC	








# MITSUBISHI

PART NO.	APPLICATION GUIDE				
<b>GWM-01A</b> K485050-0 MD001300 25100-11010	4G36      1200 4G30      1300 4G33      1400 3G31      1500 4G32      1600 G32A      1600 4G35      1700	CELESTE    A112/117 GALANT     A121 LANCER     A51/52 A53/63 (HYUNDAI) A54/62 PONY        A55C STELLA     A72A/72V A73 A75A A77	(73.05-76.04) (76.05-76.12) (69.01-71.12) (70.01-75.10) (71.01-73.12) (72.01-76.04) (73.01-77.05) (73.01-75.11) (75.10-77.05) (75.01-80.12)		<u><b>GWM-01A=(GWCR-08A)</b></u>
<b>GWM-02A</b> K435080 MD011300	4G42      1200 4G41      1400	LANCER     A71 CELESTE    A61 GLANT       T120/121 DELICA	(73.01-79.12)		
<b>GWM-12A</b> MD009000 MD997077	4G36      1200 G33B      1400 4G32      1600 G32B      1600 G62B      1800	LANCER     A121/131/161 ETERNA     A143A DELICA     A143A/144/72V A174 A73/75V L036P/063P,P01V/02V/12V L32P/32PV/34P L33P/33PV/33PW/63P/63PV/63PW L35GV/GW/PW P02/12	(77.01-84.03) (77.06-78.03) (77.06-79.03) (79.04-87.12) (75.11-79.03) (86.04-94.05) (79.06-82.09) (79.06-89.12) (80.10-81.08) (79.06-89.12)		<div style="border: 1px solid black; padding: 5px; width: fit-content; margin: 0 auto;">                     US APPLICATION                      DODGE COLT,CHALLENGER,PLYMOUTH ARROW                      1600 K&amp;Z eng                      78-90                 </div> <u><b>GWM-12A=(GWCR-09A)</b></u>
<b>GWM-13A</b> MD021490 MD997082 MD997158	4G51      1800 4G52      2000 G51B      2000 G52B      2000 4G54      2600 G54B      2600	GALANT     A114 ETERNA     A122/123 DEBONAIR   A132/133 LANCER     A135/166 A146A A32 A33	(75.10-76.04) (76.05-77.08) (77.08-80.10) (79.01- ) (79.06-80.12) (76.04-78.04) (78.04-86.07)		<div style="border: 1px solid black; padding: 5px; width: fit-content; margin: 0 auto;">                     US APPLICATION                      TRUCK D50, RAN50                      PLYMOUTH SAPPORO,ARROW                      2000 U eng, 2660 F&amp;W eng                      76-82                 </div> <u><b>GWM-13A=(GWCR-10A)</b></u>
<b>GWM-13F</b> MD021502	4G51      1800 4G52      2000 G51B      2000 G52B      2000 4G54      2600 G54B      2600	GALANT     A114 ETERNA     A122/123 DEBONAIR   A132/133 LANCER     A135/166 A146A A32 A33	(75.10-76.04) (76.05-77.08) (77.08-80.10) (79.01- ) (79.06-80.12) (76.04-78.04) (78.04-86.07)		

# MITSUBISHI

PART NO.	APPLICATION GUIDE		
<b>GWM-14A</b> MD030751	G11B     1200 G12B     1400	MIRAGE     A151/152/155/156 (78.02-80.08) <div style="border: 1px solid black; padding: 2px; margin-top: 5px;">                         US APPLICATION                          DODGE COLT PLYMOUTH CHAMP                          1400 J eng                          78-80                     </div> <b>GWM-14A=(GWCR-11A)</b>	
<b>GWM-15A</b> MD008431	G32B     1600	MIRAGE     A153/157 (79.03-80.08) <div style="border: 1px solid black; padding: 2px; margin-top: 5px;">                         US APPLICATION                          PLYMOUTH CHAMP                          1600 K eng                          80                     </div> <b>GWM-15A=(GWCR-12A)</b>	
<b>GWM-16A</b> MD030750 MD997075	4G11     1200 G11B     1200 4G12     1400 G12B     1400	LANCER     A141A/148V/171A (77.05-85.02) A141V/142V/172A (79.03-81.10) A142A (78.03-79.03) A149V (81.10-87.12)	
<b>GWM-17A</b> MD030863 MD997076 MD997609 25100-21010 25100-24030 25100-24040 25100-24060 25100-22010	G11B     1200 4G13     1300 G13B     1300 G12B     1400 4G15     1500 G15B     1500	LANCER     A115A/151/152/155/156 (80.09-83.10) MIRAGE     A211 (82.02-84.07) CORDIA     C11A/12A (83.10-88.06) TREDIA     C11V/12V/12W (85.01-92.09) C32V (86.08-92.09) (HYUNDAI) C51A/52A/61A/62A/72A/82A (87.09-91.10) PROTON SAGA CA1A/2A,CB1A/2A (91.10-96.01) CB1V/2V,CD2V (92.05-02.08) CB2W (93.12-02.08) <div style="border: 1px solid black; padding: 2px; margin-top: 5px;">                         US APPLICATION                          DODGE COLT,CHALLENGER                          PLYMOUTH CHAMP,SAPPORO                          80-82 1400 J eng                     </div> <b>GWM-17A=(GWCR-13A)</b>	
<b>GWM-18A</b> MD017301 MD997204	2G22     500 2G23     550	MINICA     A104A (76.04-77.05) MINICAB    A105A (77.06-78.08) L012P (76.04-77.02) L013PC,L13PV (77.03-81.06)	
<b>GWM-19A</b> MD034152 MD997078	G31B     1500 4G32     1600 G32B     1600 4G37     1800 G37B     1800	MIRAGE     D02W (83.01-86.07) LANCER     E12A (83.08-96.01) CHARLOT    C13A (83.10-85.12) ETERNA     E11A (84.02-87.09) E12AR (84.03-88.09) D05W (84.06-91.05) C18A (86.05-88.06) C37W (86.08-92.09) E31A/32A/32AR/37A (87.08-92.05) <div style="border: 1px solid black; padding: 2px; margin-top: 5px;">                         US APPLICATION                          DODGE COLT, CHALLNGER, CONQUEST                          PLYMOUTH CHAMP, SAPPORO                          81-82(1600 K eng) , 86-89(1800)                     </div> <b>GWM-19A=(GWCR-14A)</b>	






# MITSUBISHI

PART NO.	APPLICATION GUIDE				
<b>GWM-20A</b> MD015020 ME015005 ME015020 ME015010	4D30A    3300 4D31A    3300 4D31T    3300 4D30      3300  DIESEL	CANTER    FE101/111/121/131 ROSA       FE211/214/221/231 FUSO       BE211	(78.11-82.08' (78.11-82.08		
<b>GWM-21A</b> ME025100	6DS7      5400   DIESEL	FUSO 4.5t    FK102  <u>(FOR TAIWAN USE GWM-29A)</u>	(76.01-)		
<b>GWM-22A</b> MD025190	2600	EXPORT MODEL <div style="border: 1px solid black; padding: 5px; margin: 5px 0;">             US APPLICATION              DODGE ARIES, COLT etc              PLYMOUTH RELIANT, HORIZON              CHRYSLER NEW YARKER, LE BARON etc              2600 81-87           </div> <u>GWM-22A=(GWCR-15A)</u>			
<b>GWM-23A</b> MD041041 MD997079 MD997080  (LONG RIB) 25100-32020	G62B      1800 G63B      2000 G63BT     2000 4G64      2400	PAJERO    A162/163/164 STARION    A168V LANCER     A175 ETERNA     A182A/183A DELICA     L041G/041GV L041GW/046GW L37G/37GV/37GW P03V/13V P03W P04W P23V P23W P24W	(81.07-83.07) (81.09-86.09) (81.08-87.12) (82.04-90.10) (82.04-88.08) (83.02-88.08) (83.11-86.06) (93.05-94.05) (86.04-99.08) (89.08-93.06) (86.04-94.05) (86.04-90.08) (89.08-94.05)		
<b>GWM-24A</b> MD041050 MD997465  (SHORT RIB)	G62B      1800 G63B      2000	DELICA    A162/163/164/175 ETERNA    L35G/35GV/35GW/35PW LANCER	(80.01-81.07) (81.06-86.06)		
<b>GWM-26A</b> MD025475 MD997083	4G52      2000 4G53      2400	JEEP       J26/38/46/56 J58/59	(75.11-94.12) (78.11-87.12)		
<b>GWM-27A</b> MD011757 MD997081 25100-32500 25100-32510	G62B      1800 G63B      2000	CHARIOT    A163/164/213 CORDIA     D03W/08W TREDIA     E13A/15A/15AK ETERNA  <div style="border: 1px solid black; padding: 5px; margin: 5px 0;">             US APPLICATION              DODGE COLT VISTA etc              2000cc A eng           </div> SONATA	(83.08-87.12) (83.01-91.05) (83.08-90.11)		








# MITSUBISHI

PART NO.	APPLICATION GUIDE					
<b>GWM-28A</b> MD019465 MD997073	G23B	550	MINICA	A107A/V	(81.07-84.02)	
<b>GWM-29A</b> ME025100  <u>TAIWAN TYPE</u>	6DS7	5400	FUSO 4.5t	FK102		
	DIESEL		<u>(SEE GWM-21A FOR OTHER APPLICATIONS)</u>			
<b>GWM-30A</b> MD019461 MD997074	2G23 G23B	550 550	MINICAB	L13PC/PV L15P/PV LO15G/GV	(81.06-82.08) (82.08-84.06) (82.08-84.06)	
<b>GWM-32A</b> MD050450 MD997084	4D55	2300	GALANT PAJERO MONTERO DELICA	A167 L043G/48G L038P/68P	(80.04-83.09)	
	DIESEL		<u>GWM-32A=(GWM-39A)</u>			
<b>GWM-33A</b> ME015045 ME015040 ME015030 25100-41000	4D30A 4D31A 4D31T 4D32	3300 3300 3300 3600	CANTER	FE114/124/134 FE214/224/234	(82.09-85.10) (82.09-85.10)	
<b>GWM-34A</b> AD077219		2600	MAGNA			
			<u>(EXPORT MODEL) AUSTRALIA</u>			
<b>GWM-35A</b> MD997124	G23B	550	MINICAB	U11T/11TP/11V U12T/12V	(84.04-87.05) (84.04-87.05)	
<b>GWM-36A</b> MD076245			EXPORT MODEL			

# MITSUBISHI

PART NO.	APPLICATION GUIDE		
<b>GWM-37A</b> MD997178 MD997157 MD997158 8BU1-15-010	4G52      2000 G54B      2600	ETERNA    A115A                      (75.10-76.04) GALANT    A135A/166A              (79.05-80.11) STARION    A187A                      (85.02-86.11) PAJERO     (W/INTERCOOLER)	
		<b><u>GWM-37A=(GWCR-24A)</u></b>	
<b>GWM-38A</b> MD997119	G23B      550	MINICA    H11A/11V                (84.01-86.12) H12V                        (85.08-86.12)	
<b>GWM-39A</b> MD664616 MD997150 MD997618 25100-42000	4D55      2300 4D56      2500	DELICA    L039G/039P/069P/25V    (86.04-94.08) PAJERO    L043G/043GV                (82.04-86.03) L043GW/048GV/048GW    (83.02-86.04) L044G/144GW/149GW    (88.09-91.04) L044GV/49GV                (86.04-91.04) L044GVG/144G/144GWG/149GWG (89.06-91.04) L044GW/049GW              (86.04-88.08) L38G/GV/GW/P/PV/PW    (82.10-86.08) L68P/PV/PW                 (82.10-86.08) P05T/15T/25T/25V         (94.03-99.08) P05V/05W/15V/25W        (86.04-99.08) P15W                            (86.08-96.01) P35W/45V                     (89.08-99.08) PA5V,PB5V,PD5V            (94.03-99.04) V14V/34V                     (91.01-93.07)	<div style="border: 1px solid black; padding: 2px; width: fit-content; margin: 0 auto;">             US APPLICATION              DODGE D50 2300 D eng           </div> 
		DIESEL	
<b>GWM-40A*</b> 25100-36000 25237-36000/10  ( MD997244 MD980000 25100-35010 W/HOUSING NO. )	6G71      2000 6G73      2500 6G72      3000	DEBONAIR   E17A                        (86.10-90.12) DIAMANTE   E18A                        (89.05-90.12) PAJERO      F11A/13A                    (90.05-95.01) SIGMA       L141G                        (89.06-91.04) ETERNA      L141GW/146GW            (88.09-91.04) S11A/12A                    (86.07-92.07) HYUNDAI    S12AG                        (86.10-89.08) SONATA      S22A                         (92.09-99.12) MONTERO    V23C/23W/43W            (90.10-97.05)	<div style="border: 1px solid black; padding: 2px; width: fit-content; margin: 0 auto;">             US APPLICATION              CHRYSLER FIFTH AVENUE, LE CARON NEW PORT              NEW YORK IMPERIAL TC BY              MASERATI TOWN &amp; COUNTRY VAN.              DODGE DAYTONA, DYNASTY SPIRIT, CARAVAN, RAIDAER              3000cc 90-           </div> 
<b>GWM-41A</b> MD117633	          80-81	EXPORT MODEL(TAIWAN)	

# MITSUBISHI

PART NO.	APPLICATION GUIDE					
<b>GWM-42A</b> MD129490	1100		EXPORT MODEL(TAIWAN)			
<b>GWM-43A</b> MD997409 MD997402 MD117633	3G81 3G83	550 660	MINICAB	U14T/14TP/14V/15T/15V U14TG/14VG/15TG/15VG U18T/18TP/18V/19T/19V	(87.06-90.02) (90.01-91.02) (90.01-91.02)	
<b>GWM-44A</b> MD997417 MD972052 MD997621 25100-32120 25100-33120	4G67 4G63	1800 2000	ECLIPSE RVR ETERNA	D22A/27A E33A/35A/38A/39A N13W/23W	(89.09-94.12) (87.08-92.05) (91.01-96.05)	
<b>GWM-45A</b> MD972053 MD997622 MD997430	4G63	2000	GALANT CHARIOT	E39A,ED33/55A etc N33W/43W	(91.03-97.10) (91.03-97.10)	
<b>GWM-46A</b> MD997619 MD997699 MD997421	G32B G37B	1600 1800	CORDIA TREDIA MIRAGE	A153/157 A212 A215	(80.09-83.10) (82.02-88.12) (84.08-87.12)	
<b>GWM-47A</b> MD300799 MD179030 MD306414	4G91 4G92 4G93 G63B	1500 1600 1800 2000	DELICA EMERAUDE ETERNA LANCER LIBERO MIRAGE RVR STARION  PROTON WIRA	A183A CA3A/4A CB3A,CC3A,CD3A,CC4A,CD5A CB4A,CB5AR,CB5W,CD5W CB4W E52A/72A N11W/21W N21WG P02T/06T,E19A	(82.04-94.12) (91.10-96.01) (91.10-95.12) (92.05-00.05) (96.09-00.05) (92.03-96.08) (91.06-97.11) (96.05-97.11) (94.03-99.08)	
<b>GWM-48A</b> MD972050 MD971538	4G63 4G64	2000 2400	CHARIOT LANCER MIRAGE RVR	CD9A CE9A N13W/23W/23WG N33W/43W N34W/44W	(92.10-94.01) (94.01-96.10) (91.01-97.11) (91.03-97.10) (93.05-97.10)	










# MITSUBISHI

PART NO.	APPLICATION GUIDE					
<b>GWM-49A</b> MD997685	4G17	1400	DELICA MINICAN JETSTAR	T120SS	(91.01- )	
<b>GWM-50A</b> MD188340 MD972005 MD997643	6G73 6G72 6G74	2500 3000 3500	DEBONAIR DIAMANTE GTO SIGMA	F13A/13AK/17A/25A F15A/27A S12A S26A/27A Z15A/16A	(90.05-95.08) (90.05-95.01) (89.10-92.07) (92.09-99.12) (90.09-00.07)	
<b>GWM-51A</b> MD973025	6G73 6G72	2500 3000	DELICA DIAMANTE	F31A/41A/47A F31AK F36A/46A F36W PF6W,PD6W	(95.01-97.06) (95.01-99.09) (95.01-02.09) (97.07-05.03) (99.05-04.10)	
<b>GWM-52A</b> MD972002 MD997686 25100-42540	4D56  DIESEL	2500	CHALLENGER DELICA PAJERO	K94W/94WG PA5W,PB5W,PC5W V24C/24W/24WG/24V V24WG V44W/44WG V47WG	(96.05-97.07) (94.03-99.04) (90.10-97.05) (90.10-95.08) (90.10-93.07) (95.07-96.05)	
<b>GWM-53A</b> MD997418 MD997620	4G61	1600	LANCER MIRAGE	C53A/83A C63A/73A	(87.09-91.10) (88.05-91.10)	
			<b><u>GWM-53A=(GWHY-08A)</u></b>			
<b>GWM-54A</b> MD323372	4G13 4G15	1300 1500	DINGO LANCER MIRAGE WAJA	CJ1A/2A,CK1A/2A CL2A,CM2A CQ2A	(95.08-00.08) (95.08-00.08) (98.11-02.08)	
<b>GWM-55A</b> MD302010	6A10 6A11 6A12 6A13	1600 1800 2000 2500	DIAMANTE EMERAUDE ETERNA FTO LANCER LEGNUM MIRAGE SIGMA	CB6A CK6A DE3A E53A/54A/64A/74A/84A EA4W/5W EC4W EC5A EC5W F12A F34A	(91.10-95.10) (95.08-99.06) (94.09-00.07) (92.03-96.08) (96.06-98.08) (96.06-97.08) (96.07-02.09) (96.06-02.08) (92.09-95.08) (02.09-04.11)	
			PERDANA/MALAYSIA			









# MITSUBISHI

PART NO.	APPLICATION GUIDE				
<b>GWM-56A</b> MD971539 MD972006 MD972054	4D68	2000	CHARIOT CB8A/8AR,CD8A ETERNA CB8V/8W,CD8V/8W LANCER E57A/77A LIBERO N28W/28WG MIRAGE N38W/48W RVR	(92.10-96.10) (92.06-02.08) (92.06-96.08) (92.09-97.11) (92.06-97.10)	
	DIESEL				
<b>GWM-57A</b> ME200411 ME996789	4M40	2800	CHALLENGER K97WG DELICA PD8W,PE8W,PF8W PAJERO V26C/26WG/46V/46WG V26W V46W V68W/78W	(96.05-99.05) (94.03-04.10) (93.07-99.09) (93.07-95.08) (93.07-97.11) (99.06-04.11)	
	DIESEL				
<b>GWM-58A</b> MD313301	4G93	1800	CARISMA DA2A	(96.01-)	
<b>GWM-59A</b> MD309756 MD346790	4G92	1600	ASPIRE CJ4A,CK4A,CM5A DINGO CK5AR DION CQ5A ETERNA CR6W,H76W FTO CS5A,CS5W/5AR,CR5W LANCER DE2A LEGNUM EA1A/1W,EC1A/1W MIRAGE EA7A,EC7A PAJERO EA7W,EC7W RVR H61W/66W/71W H62W/67W/72W H77W N61W/71W	(95.08-00.08) (96.07-00.05) (00.02-02.08) (00.07- ) (00.03-) (94.09-99.08) (96.07-00.05) (00.05- ) (00.05-02.08) (98.03-00.06) (00.06-02.09) (00.06- ) (97.09-02.08)	
	4G93	1800			
4G94	2000				
<b>GWM-60A</b> MD972440	6G74	3500	PAJERO V25C V25W V45W	(94.07-97.05) (93.07-97.05) (93.07-97.05)	
<b>GWM-61A</b> MD972934	4G63	2000	CANTER FA500A/B,510A/B,580B,590B DELICA FA523B,FC563B PAJERO FB500A/B/BX L300 FB510A/B STARWAGON FB523BA,FE533BA FB700A/B P07V/17V/27V P13T PA3V PA4W PB4W,PC4W PD4W	(97.06-99.04) (96.11-99.04) (99.05- ) (99.05- ) (99.05- ) (03.07-04.02) (94.05-99.08) (94.03-99.06) (94.03-99.04) (94.03-02.07) (99.05-02.07) (94.03-97.05)	
	4G64	2400			

# MITSUBISHI

PART NO.	APPLICATION GUIDE					
<b>GWM-63A</b> MD997401 MD997536	3G81	550	MINICA	H14A/14V/15A/15V	(87.01-88.12)	
	3G83	660		H21A/21V/21VW/26V	(89.01-90.03)	
				H22VW/27VW	(90.01-95.10)	
				H26A	(89.01-90.10)	
				H27A	(92.07-93.09)	
				H32A/32V/37A/37V	(93.09-98.11)	
<b>GWM-64A</b> MD997688 MD997689	3G83	660	MINICAB	U41T	(91.01-99.08)	
					U41V/42T/42V	
				U61T/61TP/61V/61W	(98.11-04.10)	
				U62T/62TP/62V/62W	(98.11-04.10)	
<b>GWM-65A</b> ME015217 ME995424 ME996868	4D36	3600	CANTER	FE70CB/CBD,72CB/CE,73CB/CEV	(02.05-04.08)	
	4D34	3900		ROSA	FE82CE/CEV,83CEV	
	4D34T	3900			FE537ET/637F,FG537BD/BT	
	4D33	4200		FE516BN,517BN,518B/BN	(93.10-96.11)	
	4D35	4600		FE537E,538EV,637EV,638EV/F	(93.10-96.11)	
				FE639EV/F,648F,649C/F	(93.10-96.11)	
				FE507B/BT,508B,516B/BC/BD/BT	(93.10-99.04)	
				FE517B/BC/BD,518BD,536E	(93.10-99.04)	
				FE537B/EV,538B/E	(93.10-99.04)	
				FE636E,637C/E/ET,638C/E	(93.10-99.04)	
			FE639E,648C/E,649E	(93.10-99.04)		
	DIESEL					
<b>GWM-66A</b> MD317677	4A30	660	PAJERO Jr	H57A	(95.10-98.06)	
	4A31	1100	PAJERO MINI	H51A	(95.11-98.10)	
				H56A	(94.10-98.10)	
<b>GWM-67A</b> ME995286 ME993475	4M40	2800	CANTER	FB70BB	(04.07- )	
	4M42	3000			FD70BB	
				FB501A/B,511A/B,FD501B	(95.01- )	
	DIESEL					
<b>GWM-68A</b> ME013410 ME993515 ME996865	4D34	3900	CANTER	BE439F	(89.08-95.05)	
	4D34T	3900		ROSA	BE449F/459F	
	4D33	4200			FE307BD,317B/BD/BN	
				FE337B/BH/E/EV	(89.10-93.10)	
				FE439E/EV/F,447C/E/F	(89.11-93.10)	
	DIESEL			FE449C/E/F,467E	(89.11-93.10,	
<b>GWM-69A</b> MD997177 MD997692	4D65	1800	ETERNA	C14A	(83.10-88.06)	
			MIRAGE	C14V/14W/34V/64A	(85.01-92.09)	
			LANCER	C34W	(88.06-92.09)	
				C74A	(88.05-91.10)	
				CB7A,CD7A	(91.10-92.10)	
	DIESEL		E34A/34AR	(88.02-92.05)		





# MITSUBISHI

PART NO.	APPLICATION GUIDE					
<b>GWM-70A</b> MD974899	4G63	2000	GALANT	EA2A	(96.10-)	
<b>GWM-71A</b> MD199527	4A30	660	MINICA	H31A/36A	(93.09-98.11)	
<b>GWM-72A</b> MD195193	4A30	660	MINICAB	U43V/44A	(93.12-99.08)	
<b>GWM-73A</b> MD977025	3G83	660	ek WAGON MINICA TOPPO BJ	H42A H42V H47A H47V H81W	(98.10- ) (00.01- ) (98.10- ) (00.01- ) (01.10-04.05)	
<b>GWM-74A*</b> MD972003 MD972004 W/HOUSING NO.	6G71 6G72	2000 3000	ETERNA GALANT SIGMA DIAMANTE DEBONAIR PAJERO	E17A/18A EF11A S11A/12A/22A L141/146,V23/43	(86-90) (90-92) (86-99) (88-97)	
<b>(GWM-40A + SIDE PACKING + O-RING SET)</b>						
<b>GWM-75A</b> MD350772	4A31 4A30	660 1100	TOPPO BJ TOPPO BJ WIDE PAJERO MINI	H53A/58A H41A/46A H43A/48A	(98.10-) (98.10-02.08) (98.11-01.05)	
<b>GWM-76A</b> MD352389	4A30 4A31	660 1100	TOWNBOX TOWNBOX WIDE	U63W/64W U65W/66W	(98.11-02.08) (99.04-01.05)	
<b>GWM-77A</b> MD974649	G13B 4G13 G15B 4G15	1300 1300 1500 1500	LANCER MIRAGE LIBERO	C11A/12A C11V/12V/12W/32V C51/52A/61A/62A/72A/82A CA1A/A2A/B1A/B2A CB1V/B2V/D2V CB2W	(83.10-88.01) (85.01-92.09) (87.09-91.10) (91.10-95.10) (92.05-) (93.12)	





# MITSUBISHI

PART NO.	APPLICATION GUIDE					
<b>GWM-78A</b> MD979313 MD979395	4G63	2000	LANCER AIRTREC GRANDIS	CT9A(TBO) CU5W NA4W	(03.01-) (04.01-) (03.05-)	
<b>GWM-79A*</b> ( MD977503 MD979171 W/HOUSING NO. )	6G72 6G74	3000 3500	PAJERO	V63W/65W/73W/75W	(99.06-)	
<b>GWM-80A</b> MD976943		2.4L	GALANT		(99.01-)	
<b>GWM-81A</b> MD975644 MD975913 MD977311 MD978552	4G63 4G64	2000 2400	RVR AIRTREC Dion LANCER	CN9A CP9A CR9W CT9A CU2W/4W N73WG	(96.08-97.08) (98.01-00.05) (00.01-02.03) (01.01-03.01) (01.06-) (97.09-00.11)	
<b>GWM-82A</b> MN155686	4G19 4G15	1300 1500	COLT	Z25A/27A Z26A Z27W Z28A	(02.10-04.10) (02.11-04.10) (04.10- ) (02.11-04.10) (02.10-04.10)	
<b>GWM-83A</b> ME996790 ME993474	4A40T	2800	MONTERO PAJERO	V26/46	(91-)	
<b>GWM-85A</b> PW811592			PROTON GEN2			
<b><u>DISCONTINUED</u></b>			<b><u>GWM-31A(MD017302)</u></b>			







# NISSAN

PART NO.	APPLICATION GUIDE		
<b>GWN-01A</b> 21010-13200/1/2 21010-13225/6 21010-18810/1/2/3 21010-18825	J13      1300 J15      1500 J16      1600 J         1300	ATLAS      520 CABSTER    321 CARAVAN    720 CONDOR     521,620 DATSUN TRUCK E20/21 HOMER      F20 HOMY       F20 F21,T20	(66.01-75.12) (70.01-79.08) (79.09-81.12) (66.01-79.09) (73.01-80.07) (70.01-79.08) (86.01-79.08) (73.01-81.12)
		<b>FORKLIFT</b> <b>1,2,14,15,20,25</b>	
<b>GWN-02A</b> 21010-H1025 21010-H5000/25 21010-M6625/6 21010-18000/1/2/3 21010-18026	A10      1000 A12      1200 A12S     1200 A13S     1300 A14      1400	CHERRY     120,121,122 SUNNYCAB A10/11,N10/11 PULSER     B210 LANGLEY    B310 VANETTE    C20 LIBERTAVILLA C21 SUNNY      E10/11,F10/11 EXCELLENT	(75.10-94.12) (77.05-81.05) (75.12-80.10) (75.12-81.09) (69.01-78.10) (75.10-78.10) (73.03-78.04)
		<b><u>GWN-02A=(GWN-04A)</u></b>	
<b>GWN-03A</b> 21010-21000/1/2 21010-21025/6/7/8	L13      1300 L14      1400 L16      1600 L16S     1600 L18      1800 Z16      1600 Z16S     1600 Z18      1800 Z18S     1800 Z20E     2000 Z20S     2000	BLUEBIRD   111 VIOLET      720 AUSTER     811 STANZA     110,210,211 SKYLINE    130,131 DATSUN TRUCK 510,610,611,810 SILVIA      A10 GAZELLE    A11 LAUREL     B210 SUNNY      D21 EXCELLENT P710/711 S10/11 S110	(75.10-79.07) (79.09-94.12) (78.08-79.09) (75.10-81.07) (75.10-76.12) (67.01-78.07) (77.05-78.04) (78.04-79.07) (75.12-77.10) (85.08-89.09) (73.01-77.04) (75.10-79.10) (79.03-80.04)
			
<b>GWN-05A</b> 21010-E3000/1/3/4 21010-E3025/6/7/8 21010-P7525/6/7/8/9 21010-Y7025 21010-V0725/6 21010-P7503 21010-17S25/6/7 21010-P7585/6/7/8 21010-W3685 21010-W3626/7/8	H20      2000 L20(P)    2000 L26      2600 L28(E)    2800 LD28     2800 Z16      1600 Z18(P)    1800 Z20      2000 Z20D     2000 Z20S     2000 Z22S     2200	ATLAS      211,332,430 BLUEBIRD   910 CABALL     130,131,230,330,331 CARAVAN    231,C31 CEDRIC     C22 CIVILIAN    E22/23/24 CONDOR     ER30,R30 FAIRLADY Z F22/30 GLORIA     H40 HOMY       L20 LAUREL     S130 LEOPARD    S30/31 SKYLINE    W40,Y30	(78.10-87.06) (84.01-94.12) (72.01-78.09) (78.10-84.10) (88.11-90.08) (79.01-94.12) (81.08-85.08) (80.09-90.07) (81.12-90.06) (69.01-81.07) (78.07-83.09) (69.01-78.07) (82.08-88.05)
		<b><u>GWN-05A=(GWN-16A)(GWN-34A)</u></b>	

# NISSAN




PART NO.	APPLICATION GUIDE																																																																		
<p><b>GWN-06A</b>            21010-14600            21010-66000/01/10/11            21010-66026/8            21010-78200/2/3            21010-78225/6            21010-J5025/125</p>	<table border="0"> <tr><td>H20</td><td>2000</td></tr> <tr><td>R</td><td>1600</td></tr> <tr><td>H30</td><td>3000</td></tr> </table>	H20	2000	R	1600	H30	3000	<table border="0"> <tr><td>CEDRIC</td><td>140</td><td>(70.10-94.12)</td></tr> <tr><td>GLORIA</td><td>141</td><td>(70.10-94.12)</td></tr> <tr><td>CABALL</td><td>230</td><td>(69.01-75.06)</td></tr> <tr><td>CIVILIAN</td><td>330</td><td>(75.06-79.06)</td></tr> <tr><td>JUNIOR</td><td>331</td><td>(75.06-79.06)</td></tr> <tr><td>CLIPPER</td><td>340</td><td>(76.05-82.08)</td></tr> <tr><td>PRESIDENT</td><td>341</td><td>(76.05-82.08)</td></tr> </table> <p><b>FORKLIFT</b> 6,7</p> <p><b>FORKLIFT(TCM &amp; KOMATSU)</b> 2,4,5,10,12,15,18,20,25,30,104,105</p> 	CEDRIC	140	(70.10-94.12)	GLORIA	141	(70.10-94.12)	CABALL	230	(69.01-75.06)	CIVILIAN	330	(75.06-79.06)	JUNIOR	331	(75.06-79.06)	CLIPPER	340	(76.05-82.08)	PRESIDENT	341	(76.05-82.08)																																						
H20	2000																																																																		
R	1600																																																																		
H30	3000																																																																		
CEDRIC	140	(70.10-94.12)																																																																	
GLORIA	141	(70.10-94.12)																																																																	
CABALL	230	(69.01-75.06)																																																																	
CIVILIAN	330	(75.06-79.06)																																																																	
JUNIOR	331	(75.06-79.06)																																																																	
CLIPPER	340	(76.05-82.08)																																																																	
PRESIDENT	341	(76.05-82.08)																																																																	
<p><b>GWN-08A</b>            21010-52600            21010-58000/01/25/26            21010-58050            21010-C0600/25/26/27            21010-C4925</p>	<table border="0"> <tr><td>P</td><td>4000</td></tr> <tr><td>PF</td><td>4000</td></tr> </table>	P	4000	PF	4000	<table border="0"> <tr><td>SAFARI</td><td>60,G60,680,780</td><td>(62.01-80.06)</td></tr> <tr><td>PATROL</td><td></td><td></td></tr> </table> <p><b>GWN-08A=(GWN-07A)</b></p> 	SAFARI	60,G60,680,780	(62.01-80.06)	PATROL																																																									
P	4000																																																																		
PF	4000																																																																		
SAFARI	60,G60,680,780	(62.01-80.06)																																																																	
PATROL																																																																			
<p><b>GWN-10A</b>            21010-37501/2/3/4            21010-37526/8/9            21010-37585</p>	<table border="0"> <tr><td>SD22</td><td>2200</td></tr> <tr><td>SD23</td><td>2300</td></tr> </table> <p><b>DIESEL</b></p>	SD22	2200	SD23	2300	<table border="0"> <tr><td>CEDRIC</td><td>230,430</td><td>(69.01-83.06)</td></tr> <tr><td>GLORIA</td><td>CRGE23,DRGE23</td><td>(80.08-82.04)</td></tr> <tr><td>DATSUN TRU</td><td>CYGE23,DYGE23</td><td>(82.05-86.09)</td></tr> <tr><td>CABSTER</td><td>E23</td><td>(78.04-86.09)</td></tr> <tr><td>CARVAN</td><td>F20</td><td>(76.01-79.08)</td></tr> <tr><td>HOMY</td><td>F22,YF22,YGF22</td><td>(82.02-86.11)</td></tr> <tr><td>CABALL</td><td>KRE23,KRGE23</td><td>(80.08-82.04)</td></tr> <tr><td>CIVILIAN</td><td>VRE23,VRGE23</td><td>(80.08-82.04)</td></tr> <tr><td>CLIPPER</td><td>VYE23,VYGE23</td><td>(82.05-86.09)</td></tr> <tr><td>ATLAS</td><td></td><td></td></tr> <tr><td>CONDOR</td><td></td><td></td></tr> </table> <p><b>FORKLIFT</b> QF01/02,F01/2,FD004</p> 	CEDRIC	230,430	(69.01-83.06)	GLORIA	CRGE23,DRGE23	(80.08-82.04)	DATSUN TRU	CYGE23,DYGE23	(82.05-86.09)	CABSTER	E23	(78.04-86.09)	CARVAN	F20	(76.01-79.08)	HOMY	F22,YF22,YGF22	(82.02-86.11)	CABALL	KRE23,KRGE23	(80.08-82.04)	CIVILIAN	VRE23,VRGE23	(80.08-82.04)	CLIPPER	VYE23,VYGE23	(82.05-86.09)	ATLAS			CONDOR																														
SD22	2200																																																																		
SD23	2300																																																																		
CEDRIC	230,430	(69.01-83.06)																																																																	
GLORIA	CRGE23,DRGE23	(80.08-82.04)																																																																	
DATSUN TRU	CYGE23,DYGE23	(82.05-86.09)																																																																	
CABSTER	E23	(78.04-86.09)																																																																	
CARVAN	F20	(76.01-79.08)																																																																	
HOMY	F22,YF22,YGF22	(82.02-86.11)																																																																	
CABALL	KRE23,KRGE23	(80.08-82.04)																																																																	
CIVILIAN	VRE23,VRGE23	(80.08-82.04)																																																																	
CLIPPER	VYE23,VYGE23	(82.05-86.09)																																																																	
ATLAS																																																																			
CONDOR																																																																			
<p><b>GWN-11A</b>            21010-H7200/1/2/3            21010-H7225/6/7            21010-H9100            21010-H9300</p>	<table border="0"> <tr><td>A12(S)</td><td>1200</td></tr> <tr><td>A13S</td><td>1300</td></tr> <tr><td>A14</td><td>1400</td></tr> <tr><td>A15(S,E)</td><td>1500</td></tr> </table>	A12(S)	1200	A13S	1300	A14	1400	A15(S,E)	1500	<table border="0"> <tr><td>VANETTE</td><td>A10/11</td><td>(77.05-81.05)</td></tr> <tr><td>VIOLET</td><td>B120,GB120</td><td>(75.10-79.07)</td></tr> <tr><td>AUSTER</td><td>B121,GB121</td><td>(79.08-81.09)</td></tr> <tr><td>STANZA</td><td>B122,GB122</td><td>(81.10-94.03)</td></tr> <tr><td>SUNNY</td><td>B210/310</td><td>(75.12-81.09)</td></tr> <tr><td>EXCELLENT</td><td>C120,PC120,PGC120,VC120</td><td>(78.10-79.06)</td></tr> <tr><td></td><td>C122,HC122,HGC122</td><td>(81.06-88.10)</td></tr> <tr><td></td><td>C22,GC22</td><td>(85.09-94.12)</td></tr> <tr><td></td><td>JC22,PGJC22,PJC22</td><td>(88.11-94.03)</td></tr> <tr><td></td><td>KHC120</td><td>(80.06-86.05)</td></tr> <tr><td></td><td>KHGC120</td><td>(80.06-85.09)</td></tr> <tr><td></td><td>KPC120,KPGC120,C121,PC121</td><td>(78.10-80.05)</td></tr> <tr><td></td><td>KPC22,KPJC22</td><td>(85.09-91.06)</td></tr> <tr><td></td><td>PGC121,RPGC121,VC121,VPC121,VPGC121</td><td>(79.07-81.05)</td></tr> <tr><td></td><td>RHGC122</td><td>(81.06-85.08)</td></tr> <tr><td></td><td>VC122,VHGC122</td><td>(81.06-85.09)</td></tr> <tr><td></td><td>VHC122</td><td>(81.06-86.05)</td></tr> <tr><td></td><td>VJC22,VPJC22</td><td>(85.09-94.03)</td></tr> <tr><td></td><td>VPJC22</td><td>(86.05-93.04)</td></tr> </table> 	VANETTE	A10/11	(77.05-81.05)	VIOLET	B120,GB120	(75.10-79.07)	AUSTER	B121,GB121	(79.08-81.09)	STANZA	B122,GB122	(81.10-94.03)	SUNNY	B210/310	(75.12-81.09)	EXCELLENT	C120,PC120,PGC120,VC120	(78.10-79.06)		C122,HC122,HGC122	(81.06-88.10)		C22,GC22	(85.09-94.12)		JC22,PGJC22,PJC22	(88.11-94.03)		KHC120	(80.06-86.05)		KHGC120	(80.06-85.09)		KPC120,KPGC120,C121,PC121	(78.10-80.05)		KPC22,KPJC22	(85.09-91.06)		PGC121,RPGC121,VC121,VPC121,VPGC121	(79.07-81.05)		RHGC122	(81.06-85.08)		VC122,VHGC122	(81.06-85.09)		VHC122	(81.06-86.05)		VJC22,VPJC22	(85.09-94.03)		VPJC22	(86.05-93.04)
A12(S)	1200																																																																		
A13S	1300																																																																		
A14	1400																																																																		
A15(S,E)	1500																																																																		
VANETTE	A10/11	(77.05-81.05)																																																																	
VIOLET	B120,GB120	(75.10-79.07)																																																																	
AUSTER	B121,GB121	(79.08-81.09)																																																																	
STANZA	B122,GB122	(81.10-94.03)																																																																	
SUNNY	B210/310	(75.12-81.09)																																																																	
EXCELLENT	C120,PC120,PGC120,VC120	(78.10-79.06)																																																																	
	C122,HC122,HGC122	(81.06-88.10)																																																																	
	C22,GC22	(85.09-94.12)																																																																	
	JC22,PGJC22,PJC22	(88.11-94.03)																																																																	
	KHC120	(80.06-86.05)																																																																	
	KHGC120	(80.06-85.09)																																																																	
	KPC120,KPGC120,C121,PC121	(78.10-80.05)																																																																	
	KPC22,KPJC22	(85.09-91.06)																																																																	
	PGC121,RPGC121,VC121,VPC121,VPGC121	(79.07-81.05)																																																																	
	RHGC122	(81.06-85.08)																																																																	
	VC122,VHGC122	(81.06-85.09)																																																																	
	VHC122	(81.06-86.05)																																																																	
	VJC22,VPJC22	(85.09-94.03)																																																																	
	VPJC22	(86.05-93.04)																																																																	

# NISSAN







PART NO.	APPLICATION GUIDE			
<b>GWN-11F</b> 21082-H7201/2 21082-H9100 21082-H9300	A12(S)    1200 A13S       1300 A14         1400 A15(S,E)   1500	VANETTE    A10 VIOLET      B210/310 AUSTER     C120 STANZA SUNNY EXCELLENT	(77.05-81.05) (75.12-81.09) (78.10-79.06)	
<b>GWN-12AF</b> 21010-N8525/6/7/8 21010-U6725/6/7/8/9 21010-23002/3/6 21010-23025/6/8	L13         1300 L14         1400 L16(S)     1600 L18         1800 Z16(S)     1600 Z18(S)     1800	BLUEBIRD   230 VIOLET      430 AUSTER     720 STANZA     811 SKYLINE    110,111,210,211 SILIVIA     130,131 GAZELLE    231,C31 LAUREL     510,610,611,810 DATSUN TRUCK A10 CEDRIC     B210 GLORIA      P710/711 SUNNY      S10/11 EXCELLENT <u>GWN-12AF=(GWN-22AF)</u>	(77.01-82.09) (79.06-82.02) (79.09-81.12) (78.08-79.09) (75.10-81.07) (75.10-76.12) (78.10-82.09) (67.01-78.07) (77.05-78.04) (75.12-77.10) (73.01-77.04) (75.10-79.10)	
<b>GWN-12AFAD</b>  <u>NONTHERMAL TYPE OF GWN-23AF</u>		<u>GWN-12AF WITH ADAPTOR SAME APPLICATIONS AS FOR GWN-12AF</u>		
<b>GWN-13AF</b> 21010-H5010 21010-H5026/7	A12         1200	SUNNY      B210 MODELS W/AIRCON. BEFORE NAPS	(77.01-)	
<b>GWN-16F</b> 21082-C6000/500 21082-C7410 21080-N3600 21082-P0200 21082-R8100 21082-S8200/1 21082-T6400/60 21082-V0700 21082-Y4000/100/101 21082-Y7000/1 21082-01P04 21082-36W00	Z18(P)     1800 L20(E,ET)   2000 Z20         2000 Z22         2200 SD23        2300 SD25        2500 L28         2800 LD28        2800  DIESEL	BLUEBIRD   PC910 CARAVAN    VNE23 HOMY        S30,S130,GC211,HR30 FAIRLADY Z HC231,C31,Y30 LEOPARD    332,430,30,F22,KPSE22 SKYLINE     UW40 LAUREL      720 CEDRIC      EH40 GLORIA      S130,HF30 ATLAS        NC231,P332,430 CONDOR CABALL DATSUN TRUCK	(69.01-) (69.01-) (69.01-) (69.01-) (69.01-) (69.01-) (69.01-) (69.01-) (69.01-) (69.01-) (69.01-) (69.01-)	
<b>GWN-18A</b> 21010-R9025/6	H20         2000	CARAVAN    CPGE23,DPGE23 HOMY        E21/23 URBAN       FPGE23,VPGE23	(80.08-82.04) (80.08-82.04) (80.08-82.04)	









# NISSAN

PART NO.	APPLICATION GUIDE		
<b>GWN-19A</b> 21010-09W25 21010-31W25/6	SD22      2200          DIESEL	ATLAS      F20 CABSTER    F21 CONDOR     720 DATSUN TRUCK HOMER	(79.08-81.12) (79.09-81.12) (79.09-83.04) 
<b>GWN-20A</b> 21010-D0125/6	A15        1500 CA16S      1600 CA18(E/ET) 1800 CA18(I/S/T) 1800 CA20S      2000 E15S        1500	AUSTER     120,122 BLUEBIRD   M10 PRAIRIE     PT11 PRAIRIE     T11 STANZA     T12 VANETTE    U11	(80.06-85.08) (82.08-88.08) (81.06-83.05) (81.06-94.12) (85.10-86.07) (83.10-86.07) 
<b>GWN-21A</b> 21010-C6025/6 21010-C6525/6	P40        4000	PATROL     140 SAMURAI	(80.06-94.12) 
<b>GWN-23AF</b> 21010-G3925/6 21010-N5825/6/7/8/9 21010-80W25/6 21010-82W25	L16S        1600 L18        1800 R30        1800 Z16(S)     1600 Z18(P,S)   1800 Z20(E)     2000 Z20S       2000	AUSTER     120 STANZA     211 BLUEBIRD   231 SILVIA      430 GAZELLE    720 LEOPARD    910 LAUREL     A11 VANETTE    C31 CEDRIC     D21 GLORIA     F30 R30 S110	(81.06-85.08) (80.05-81.07) (79.10-84.10) (82.03-83.05) (80.07-94.12) (79.10-84.01) (79.07-81.05) (79.10-84.10) (85.08-89.09) (80.09-86.01) (81.08-82.10) (79.03-83.08) 
		<b><u>GWN-23AF=(GWN-17AF)</u></b>	
<b>GWN-24A</b> 21010-01M00/1 21010-01M25 21010-50A25/6/7	E13        1300 E13S       1300 E15A       1500 E15E       1500 E15ET     1500 E15S       1500	PULSER     BHN13,BHNN13 LANGLEY    BM10,VBM10 SUNNY      G20/A SUNNY VAN HB12,HNB12,WHB12,B12 PRAIRIE     HN13,HNN13 LIBERTA    N10 VILLA      N13 PN12,HN12,N12 VB11,VHB11 WB11,WHB11,HB11,B11 WHNB12	(86.10-88.08) (82.08-88.08) (89.01-90.11) (85.09-90.10) (86.05-88.04) (81.03-82.04) (86.05-90.08) (82.05-87.05) (82.10-90.10) (81.10-89.03) (86.09-87.09) 
<b>GWN-26A</b> 21010-16A25/6 21010-16A85	CD17       1700          DIESEL	CHERRY     B11 PULSER     N12 LANGLEY SUNNY SUNNY VAN	(82.10-88.05) (83.05-94.12) 








# NISSAN

PART NO.	APPLICATION GUIDE			
<b>GWN-27A*</b> ( 21010-V4900 21010-V4960 21010-85V00 W/HOUSING NO. )	CY 1600 J 2000 JN 1800		SANTANA EM30,M30 (84.02-87.01)	
<b>GWN-28A</b> 21010-V5025/6/7 21010-V5003 21010-02P03 21010-02P25/6/7/8	VG20E/ET 2000 VG20T 2000 VG30E/ET 3000 VG30T 3000		FAIRLADY Z C32,GC32 (84.10-88.12) LAUREL F30 (84.06-86.02) CEDRIC GF31 (86.02-91.12) GLORIA HGZ31,HZ31,Z31,GZ31 (83.09-89.07) PY30,YPY30,Y30 (83.06-87.05) WY30,VY30 (83.06-99.08)	
<b>GWN-29A</b> 21010-01B25/6/7/8	MA09RT 900 MA10S 1000 MA10T 1000 MA12 1200		MARCH K10 (82.10-89.01) Be-1 MICRA	
<b>GWN-30A</b> 21010-L1100 21010-L1125/6 21010-21100	H20 2000		<b>FORKLIFT</b> <b>NISSAN 02</b> <b>KOMATSU 20,25,30</b> <b>TCM 20,23,25,27</b>	
<b>GWN-31A</b> 21010-W4425/6 21010-W5525/6/7/8/9 21010-V5500/10 21010-V5585	CA16D/S 1600 CA18D/DT 1800 CA18DET 1800 CA18E/T 1800 CA18P/S 1800 CA20P/S 2000		BLUEBIRD 910 (82.10-83.10) EXA C31 (82.10-84.10) SUNNY Y30 (83.06-94.12) LAUREL S12 (83.08-94.12) VIOLET C32 (84.10-94.12) AUSTER U11 (85.08-86.10) STANZA SC22 (85.09-91.06) SILVIA T12 (85.10-86.10) GAZELLE N13 (86.05-86.10) SKYLINE GC22 (86.05-94.12) CEDRIC B12 (86.08-86.10) GLORIA Y31 (87.06-94.12) ALTIMA S13 (88.05-91.01) VANETTE C33 (88.12-93.01)	
<b>GWN-31F</b> 21082-W4401/2/3/4/5 21082-17C00/1	CA16D/S 1600 CA18D/DT 1800 CA18DET 1800 CA18E/T 1800 CA18P/S 1800 CA20P/S 2000		BLUEBIRD 910 (82.10-83.10) EXA C31 (82.10-84.10) SUNNY Y30 (83.06-94.12) LAUREL S12 (83.08-94.12) VIOLET C32 (84.10-94.12) AUSTER U11 (85.08-86.10) STANZA SC22 (85.09-91.06) SILVIA T12 (85.10-86.10) GAZELLE N13 (86.05-86.10) SKYLINE GC22 (86.05-94.12) CEDRIC B12 (86.08-86.10) GLORIA Y31 (87.06-94.12) ALTIMA S13 (88.05-91.01) VANETTE C33 (88.12-93.01)	







# NISSAN

PART NO.	APPLICATION GUIDE			
<b>GWN-32A</b> 21010-42L00/25/26 21010-58S00/25 21010-72L00	RB20D/DE 2000 RB20DT/E 2000 RB20P/T 2000 RB25D 2500 RB26D/DT 2600	SKYLINE BCNR33 (95.01-99.01) LAUREL BNR34 (99.01-02.08) ALTIMA C32,HC32,R32,C33 (84.10-94.12) CEFIRO HR31,YHR31,R31 (85.08-90.03) FAIRLADY Z PGZ31,PZ31,Z31 (85.10-89.07) Y31,A31 (87.06-94.12)		
<b>GWN-33F</b> 21082-Y7061/71 21082-Y4000/100/101 21082-N3600 21082-P0200 21082-V7000	L20E/ET 2000 L20P/S 2000 Z20 2000 L28/E 2800	<b>NEW TYPE FOR 21082-Y4000/7000/7001(GWN-16F)</b> FAIRLADY C31 (87.01-) LEOPARD GC211,HR30 (87.01-) SKYLINE HC31,JC31 (87.01-) LAUREL HF30 (87.01-) CEDRIC KPSE22 (87.01-) GLORIA P332,P430 (87.01-) CARAVAN PF30 (87.01-) HOMY S130 (87.01-) Y30,332 (87.01-)		
<b>GWN-35A</b> 21010-06E25/6	CA16D/DE 1600 CA16S 1600 CA18D/DE 1800 CA18DET 1800 CA18DT 1800 CA18E/ET 1800 CA18I/S 1800 CA20S 2000	BLUEBIRD EB12,B12,BEN13 (86.08-90.03) PRAIRIE EN13 (86.05-90.08) PULSER HNM10 (85.10-88.08) LANGLEY KEN13 (86.10-90.10) SUNNY M10 (86.07-88.08) LAUREL M11,NM11 (88.09-90.09) AUSTER N13 (86.10-94.12) STANZA PM10 (82.08-88.08) LIBERTA PT12 (88.01-89.12) VILLA RNU12,RU12,U12 (87.09-89.10) RU11 (85.08-87.09) T12 (85.10-89.12) U11,VRU11 (85.08-89.10) WU11 (85.08-90.05)		
<b>GWN-36A</b> 21010-16E01/2 21010-16E25/6 21010-26E01/2 21010-26E25	VG20# 2000 VG30E 3000	BLUEBIRD U11 (84.10-94.12) MAXIMA J30 (88.10-91.08)		
<b>GWN-37A</b> 21010-10G25 21010-10G26	D21 2300   DIESEL	DATSUN TRUCK SD23 (85.08-87.08)		
<b>GWN-38A</b> 21010-S9025/6/7 21010-S9425 21010-T9025/26/27/85 21010-T9086/87/88/89 21010-01T27/5/6 21010-01T85/87/88	ED33 3300 FD33T 3300   DIESEL	ATLAS W40 (81.01-90.12) CONDOR H40 CIVILIAN		

# NISSAN

PART NO.	APPLICATION GUIDE					
<b>GWN-39A</b> 21010-77A00	GA15      1500	1500	SUNNY	N13 B12	(88.04-94.12) (87.09-90.08)	
<b>GWN-40A</b> 21010-40F25	KA24E      2400 KA24DE      2400  DIESEL	2400 2400	VANETTE 240SX PICK-UP	W30	(93.05-94.12)	
<b>GWN-41A</b> 21010-12G25 21010-12G26	VG30      3000 VG30E      3000	3000 3000	PICK-UP PATHFINDER TERRANO	D21	(87.10-94.12)	
<b>GWN-42A</b> 21010-53Y00 21010-0M301	GA13DE      1300 GA13DS      1300 GA15DE      1500 GA15DS      1500 GA16DE      1600 GA16DS      1600	1300 1300 1500 1500 1600 1600	AD BLUEBIRD LUCINO PRECEA RASHEEN SERENA SUNNY VANETTE WINGROAD	B/EB/FB/FNB-13 B/EB/FNB/FB-14 C/KAJC/VAJC-23 EN/FN/FNN/N-14 EN/FN/FNN-15 R10 R11 RFNB14 U13 VENW/VFNY/VFY/VY-10 VFGY/WFGY/MVFY/MVY-10 W/VWE-10 WY/WFNY/WFY-10 Y10	(90.01-93.12) (94.01-99.04) (91.06-99.06) (90.08-94.12) (95.01-00.08) (90.06-95.01) (95.01-00.08) (94.12-00.08) (91.09-95.11) (90.10-99.06) (92.04-99.06) (90.05-99.06) (90.10-99.06) (90.10-94.12)	
<b>GWN43A</b> 21010-30R00 21010-30R95	KA20E      2400	2400	PRAIRIE STANZA WAGON	M11 HM11	(90.09-94.12)	
<b>GWN-44A</b> 21010-41B00/1/2/3 21010-99B00	CG10DE      1000 CG13DE      1300 CGA3DE      1300	1000 1300 1300	CUBE MARCH  MICRA 1000	AK/ANK-11,ANZ/AZ-10 HK/FHK-11 K/WAK/WK-11 Z10 16V/1300 16V	(99.11-05.03) (92.01-99.11) (92.01-05.03) (98.02-99.11)	
<b>GWN-45A</b> 21010-03J25	TB42E      4200 TB42S      4200	4200 4200	SAFARI PATROL	FGY60 WGY60 Y60	(87.10-97.10) (91.10-97.10) (87.10-94.12)	



# NISSAN

PART NO.	APPLICATION GUIDE			
<b>GWN-46AF</b> 21010-43G25/6/7/8/9 21010-35V25/6 21010-43G86 21010-43G02/3	TD23      2300 TD25      2500 TD27      2700 TD27T     2700	DATSUN TRUCK D21 BIG-M TERRANO	(87.08- )	
<b>GWN-47AF</b> 21010-02N25 21010-02N85	BD30      3000 TD23      2300 TD27      2700 TD26      2600  DIESEL	ATLAS      F22 CABSTER   H40 CONDOR    H41 HOMER      S41	(86.11-94.12) (86.11-94.12) (89.05-94.12) (89.05-94.12)	
<b>GWN-48A</b> 21010-53J00 21010-70J00 21010-9F501	SR18D     1800 SR18DE    1800 SR18DI    1800 SR20D     2000 SR20DE    2000 SR20DT    2000 SR20VE    2000 SR20VT    2000	BLUEBIRD   B/HB-14 LUCINO      C/KBC/KBCC/KBNC-23 PRAIRIE     ENU/EU/HNU/HU/U-12 PRECEA     ENU/HNU/HU/EU-14 PRIMERA    FHP/WHNP/WHP/WP-11 PULSER      FHP10 RASHEEN    HAU12 R'NESSA    HB/HNB-13 SERENA     HN/N-14 SUNNY      HN15 TINO        HNN15 VANETTE    HNP10 WINGROAD   HP/P/PNW/PW/W/R-10 X-TRAIL     HR/PR-10 HV10 N/NN-30 P/HNP/HP-11 PC/PNC24 PNT30 PNW/PW-11,PM/PNM-12 R/HR/PR/PM/PNM-11 RHNB14	(94.01-97.08) (91.06-98.01) (89.10-91.08) (96.01-01.08) (96.11-05.03) (91.07-96.11) (91.02-92.04) (90.01-93.12) (90.08-94.12) (95.01-00.08) (96.05-00.08) (90.10-95.09) (90.02-98.08) (90.06-95.01) (98.12-02.10) (97.10-01.07) (95.09- ) (99.06-01.12) (00.10- ) (98.08-02.08) (95.01- ) (97.01-00.08)	
<b>GWN-49A</b> 21010-50A11 21010-50A28 21010-50A89	E13S      1300 E15A      1500 E15S      1500	SCARGO    B11 SUNNY      B12 LAUREL     G20A N13	(89.03-90.08) (85.09-79.09) (90.03-90.11) (86.05-94.12)	
<b>GWN-50A</b> 21010-1E400	KA24DE    2400	BLUEBIRD   U13 ALTIMA	(93.08- )	
<b>GWN-51A</b> 21010-31U25	VQ20DE    2000 VQ25DE    2500 VQ30DE    3000	CEFIRO      A32	(94.08-94.12)	


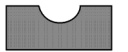







# NISSAN

PART NO.	APPLICATION GUIDE				
<b>GWN-52A</b> 21010-57J00/1/2/3 21010-57J25/6 BA010-57J01	CD20	2000	VANETTE	B/SB/SNB/SU-14	(94.01-99.09)
	CD20T	2000	AVENIR	KVJC/C/KVC/KVNC/VVJC-23	(91.06-97.01)
	CD20TI	2000	BLUEBIRD	SN/SNN-15	(95.01-98.09)
			SUNNY	SW10	(93.01-98.08)
			AD VAN	TSU/SNU/SU-13	(91.09-95.11)
			PULSAR	VSW/W-10	(90.05-99.06)
				W/VNW/W-30	(93.05-96.10)
				Y/WEY-10	(93.08-96.05)
	DIESEL		<b>GWN-52A=(GWMZ-46A)</b>		
<b>GWN-53A</b> 21010-61504/5 21010-61526/7/8/9 21010-61585	SD33	3300	SAFARI	160	(80.06-94.12)
			PATROL	150	(80.06-87.10)
	DIESEL				
<b>GWN-54A</b> 21010-85G25/6	NA16S	1600	DATSUN TRUCK	D/GD/QD/QGD/QMD/QYD-21	(89.09-97.01)
	NA20S	2000	ATLAS	DTGE/FTGE/CTGE/VTE/VTGE-24	(90.08-99.06)
			CONDOR	F/UF/UGF/WF/WGF-22	(90.07-92.01)
			CABSTER	F23	(90.07-94.12)
			HOMER	H/WH-40	(90.07-94.12)
				SJ2F23,SK2F23,SK4F23	(92.01-99.06)
			<b>GWN-54A=(GWIS-41A)</b>		
<b>GWN-55A</b> 21010-54A15/26/27 BA010-54A26/27  1N01-15-010	CD17	1700	SUNNY	B/SB/WSB-12	(85.09-90.10)
			AD VAN	B/VS-11	(88.05-90.10)
			PULSER	SN/N/BSN/SB/SNB-13	(86.05-93.12)
				SN14	(90.08-94.12)
				VSGY/VSNY/VSY/WSY/Y-10	(90.10-97.05)
	DIESEL		<b>MAZDA</b>		
			FAMILIA	BVSNY/BVSY-10	(94.01-97.12)
					
<b>GWN-56A</b> 21010-G5500/25/26 21010-G8025 BA010-G5526 BA010-G8025	LD20	2000	VANETTE	KUC/KUJC-22	(86.05-94.12)
			SERENA	VUJC/VUGJC-22	
	DIESEL				
<b>GWN-57A</b> 21010-G5510/85/86 21010-G5594 BA010-G5586 BA010-G8125	LD20	2000	BLUEBIRD	910	(88.02-94.12)
	LD20T	2000	VANETTE	C22	(88.09-94.12)
			SERENA	E24	(86.09-90.10)
				GC22	(86.05-94.12)
	DIESEL				
<b>GWN-59A</b> 21010-10V00 21010-10V25 21010-10V27  5-86103-068-Z	VG20E	2000	CEDRIC	BJY/CBJY-31	(04.01- )
	VG30E	3000	GLORIA	E/KEE/AEGE/FEGE-24	(88.10-99.06)
	VG30ET	3000	LEOPARD	PAY/PY/Y/YPY/TY/CY/YY-31	(87.06-02.08)
			CARAVAN	PY/Y/JPY/JY-33	(95.06-99.06)
				Y/PY-32	(87.06-95.06)
			<b>ISUZU</b>		
			FARGO	JFEGE24	
					

# NISSAN








PART NO.	APPLICATION GUIDE				
<b>GWN-60A</b> 21010-06J25 21010-06J26 21010-06J27 21010-06J28	TD42      4200 TD42T    4200	SAFARI      Y/VRY/WRGY/WRY-60 PATROL      WRG61	(87.10-94.12)		
<b>GWN-61A</b> 21010-0W025 21010-0W026 21010-0W027	VG33E      3300	ELGRAND    ALE50 TERRANO    ALWE50 JLR50 JLUR50 LR50 LUR50	(97.05-02.05) (97.05-02.05) (96.08-02.08) (99.02-01.10) (95.09-02.08) (99.02-02.08)		
<b>GWN-62A</b> 21010-9C600	LD23      2300   DIESEL	SERENA			
<b>GWN-63A</b> 21010-05E25 21010-05E26 21010-05E27	LD20      2000   DIESEL	BLUEBIRD   EU11 SU12 U11 U12 VEU11	(83.10-87.09) (87.09-91.08) (83.10-94.12) (87.09-94.12) (83.10-90.05)		
<b>GWN-64A</b> 21010-44G25/26 21010-44G27/28 21010-44G29	TD25      2500 TD27      2700	DATSUN TRACK D21	(88.01-92.12)		
<b>GWN-65AF</b> 21010-0F002/3 21010-80G01/25/26 21010-80G27/28/29/85 21010-G2404	TD27T      2700	DATSUN TRUCK BMD21 MISTRAL      D21 TERRANO      KR20 LBMD21 R20 WBVD21	(92.08-97.01) (88.11-94.12) (95.11-96.10) (95.08-97.01) (94.02-96.10) (88.11-94.11)		
<b>GWN-66A</b> 21010-89TA2 21010-89TA7	4HF1      4300	ATLAS      AKR/APR/AKS/BKR/BPR/BKS-66 AKR/BKR-69	(95.01-)		

# NISSAN

PART NO.	APPLICATION GUIDE																						
<b>GWN-67A</b> 21010-59Y25	CD17      1700          DIESEL	<table border="0"> <tr> <td>AD VAN</td> <td>SB13</td> <td>(92.01-93.12)</td> </tr> <tr> <td>SUNNY</td> <td>SN14</td> <td>(92.08-94.12)</td> </tr> <tr> <td>LAUREL</td> <td>SNB13</td> <td>(92.01-93.12)</td> </tr> <tr> <td>NX-COUPE</td> <td>VSGY10</td> <td>(92.04-97.05)</td> </tr> <tr> <td>PULSAR</td> <td>VSNY10</td> <td>(90.10-97.05)</td> </tr> <tr> <td>LANGLEY</td> <td>VSY10</td> <td>(90.10-97.05)</td> </tr> <tr> <td>LIBERTA VILLA</td> <td>Y10</td> <td>(93.08-94.12)</td> </tr> </table> <p><b>*CAUTION(DIFERENCE OF GWN-55A &amp; GWN-67A) DESIGN OF TIMING PULLEY(GROOVE)</b></p> <div style="display: flex; justify-content: space-around; align-items: center;"> <div style="text-align: center;">  <p>GWN-55A</p> </div> <div style="text-align: center;">  <p>GWN-67A</p> </div> </div> 	AD VAN	SB13	(92.01-93.12)	SUNNY	SN14	(92.08-94.12)	LAUREL	SNB13	(92.01-93.12)	NX-COUPE	VSGY10	(92.04-97.05)	PULSAR	VSNY10	(90.10-97.05)	LANGLEY	VSY10	(90.10-97.05)	LIBERTA VILLA	Y10	(93.08-94.12)
AD VAN	SB13	(92.01-93.12)																					
SUNNY	SN14	(92.08-94.12)																					
LAUREL	SNB13	(92.01-93.12)																					
NX-COUPE	VSGY10	(92.04-97.05)																					
PULSAR	VSNY10	(90.10-97.05)																					
LANGLEY	VSY10	(90.10-97.05)																					
LIBERTA VILLA	Y10	(93.08-94.12)																					
<b>GWN-68A</b> 21010-22J25/6 21010-81T00/25/26 21010-V7225/6/7/8/9 21010-V7285/6 BA010-22J25	RD28      2800	<table border="0"> <tr> <td>SKYLINE</td> <td>SR31</td> <td>(85-90)</td> </tr> <tr> <td>LAUREL</td> <td>SC33</td> <td>(88-93)</td> </tr> <tr> <td>CEDRIC</td> <td>SC34</td> <td>(93-97)</td> </tr> <tr> <td>GLORIA</td> <td>VUY/WUY/UY-30 UY31/2/3</td> <td>(85-)</td> </tr> </table> 	SKYLINE	SR31	(85-90)	LAUREL	SC33	(88-93)	CEDRIC	SC34	(93-97)	GLORIA	VUY/WUY/UY-30 UY31/2/3	(85-)									
SKYLINE	SR31	(85-90)																					
LAUREL	SC33	(88-93)																					
CEDRIC	SC34	(93-97)																					
GLORIA	VUY/WUY/UY-30 UY31/2/3	(85-)																					
<b>GWN-69A</b> 21010-F6500 21010-F6525/6/7	VG20DT      2000 VG30DE      3000 VG30DT      3000	<table border="0"> <tr> <td>CEDRIC</td> <td>Y31</td> <td>(87-91)</td> </tr> <tr> <td>CIMA</td> <td>CY31</td> <td>(89-91)</td> </tr> <tr> <td>LEOPARD</td> <td>UF31</td> <td>(86)</td> </tr> <tr> <td>J.FERIE</td> <td>FPAY/FPY/GF-31</td> <td>(88-91)</td> </tr> </table> 	CEDRIC	Y31	(87-91)	CIMA	CY31	(89-91)	LEOPARD	UF31	(86)	J.FERIE	FPAY/FPY/GF-31	(88-91)									
CEDRIC	Y31	(87-91)																					
CIMA	CY31	(89-91)																					
LEOPARD	UF31	(86)																					
J.FERIE	FPAY/FPY/GF-31	(88-91)																					
<b>GWN-70A</b> 21010-70T00/25 21010-79L00 21010-79L25	RB20DE      2000 RB20E      2000 RB25D      2500 RB25DE      2500	<table border="0"> <tr> <td>SKYLINE</td> <td>HCR/HR32</td> <td>(89-91)</td> </tr> <tr> <td>CREW</td> <td>HR33</td> <td>(93-)</td> </tr> <tr> <td>LAUREL</td> <td>HK/THK-30</td> <td>(94-97)</td> </tr> <tr> <td>CEFIRO</td> <td>HC34</td> <td>(93-97)</td> </tr> <tr> <td></td> <td>EC33</td> <td>(91-93)</td> </tr> <tr> <td></td> <td>HA/EA/ECA-31</td> <td>(92-94)</td> </tr> </table> 	SKYLINE	HCR/HR32	(89-91)	CREW	HR33	(93-)	LAUREL	HK/THK-30	(94-97)	CEFIRO	HC34	(93-97)		EC33	(91-93)		HA/EA/ECA-31	(92-94)			
SKYLINE	HCR/HR32	(89-91)																					
CREW	HR33	(93-)																					
LAUREL	HK/THK-30	(94-97)																					
CEFIRO	HC34	(93-97)																					
	EC33	(91-93)																					
	HA/EA/ECA-31	(92-94)																					
<b>GWN-71A</b> 21010-50K29	H20	<b>NISSAN FORKLIFT</b>          																					
<b>GWN-72A</b> 21010-19B25 21010-24B25	MA09RT      930 MA10/S/T      1000 GC10DE      1000 MA12      1200 GC13DE      1300	<table border="0"> <tr> <td>MARCH</td> <td>EK/K-10</td> <td>(88-92)</td> </tr> <tr> <td>MICRA</td> <td>HK10</td> <td>(88-)</td> </tr> <tr> <td>Be-1</td> <td>PK10</td> <td>(89-91)</td> </tr> <tr> <td>FIGARO</td> <td>FK10</td> <td>(91-92)</td> </tr> <tr> <td>PAO</td> <td></td> <td></td> </tr> </table> 	MARCH	EK/K-10	(88-92)	MICRA	HK10	(88-)	Be-1	PK10	(89-91)	FIGARO	FK10	(91-92)	PAO								
MARCH	EK/K-10	(88-92)																					
MICRA	HK10	(88-)																					
Be-1	PK10	(89-91)																					
FIGARO	FK10	(91-92)																					
PAO																							
<b>GWN-73A</b> 21010-4M525 21010-4M526 21010-9F605	QG13DE      1300 QG15DE      1500 QG18DD      1800 QG18DE      1800 QG18DE      1800 QG18DN      1800	<table border="0"> <tr> <td>AD,EXPERT</td> <td>B/QB/FB/FNB-15</td> <td>(98.10-05.03)</td> </tr> <tr> <td>BLUEBIRD</td> <td>QNG/FG/QG-10</td> <td>(00.08-)</td> </tr> <tr> <td>PRIMERA</td> <td>VNW/VW/VFY/VHNY/VY-11</td> <td>(99.06-04.05)</td> </tr> <tr> <td>SUNNY</td> <td>W/QP/WQP-11</td> <td>(98.08-05.05)</td> </tr> <tr> <td>SYLPHY</td> <td>WFY/WHNY/WHY-11</td> <td>(99.05-)</td> </tr> <tr> <td>TINO</td> <td></td> <td></td> </tr> <tr> <td>WINGROAD</td> <td></td> <td></td> </tr> </table> 	AD,EXPERT	B/QB/FB/FNB-15	(98.10-05.03)	BLUEBIRD	QNG/FG/QG-10	(00.08-)	PRIMERA	VNW/VW/VFY/VHNY/VY-11	(99.06-04.05)	SUNNY	W/QP/WQP-11	(98.08-05.05)	SYLPHY	WFY/WHNY/WHY-11	(99.05-)	TINO			WINGROAD		
AD,EXPERT	B/QB/FB/FNB-15	(98.10-05.03)																					
BLUEBIRD	QNG/FG/QG-10	(00.08-)																					
PRIMERA	VNW/VW/VFY/VHNY/VY-11	(99.06-04.05)																					
SUNNY	W/QP/WQP-11	(98.08-05.05)																					
SYLPHY	WFY/WHNY/WHY-11	(99.05-)																					
TINO																							
WINGROAD																							






# NISSAN

PART NO.	APPLICATION GUIDE				
<b>GWN-74A</b> 21010-5L326 21010-5L327 21010-5L328	RB20DE 2000 RB25DE 2500 RB25DT 2500	SKYLINE GC/GNC/HC-35 (97.06-02.08) STAGEA GCC35 (97.06-98.09) LAUREL WGC/WGNC/WHC-34 (97.08-) ENR/ER/HR-34 (98.05-)			
<b>GWN-75A</b> 21010-65F26	SR20DE 2000	SILVIA CS/S-14 (93.10-98.12) S15 (99.01-02.08)			
<b>GWN-76A</b> 21010-AD225 21010-AD226	YD22DD 2200 YD25DT 2500	AD JVNU/JVU-30 (99.11-01.08) EXPERT VENW/VENY/VEW/VEY-11 (99.06-) SUNNY VC/VNC-24 (99.06-01.12) SERENA VNC/VU-30 (98.06-01.08) BASSARA PRESAGE			
<b>GWN-77A</b> 21010-AA525 21010-AA527	RB25DT 2500	GLORIA ENY34 (99.06-) SKYKINE ER34 (98.05-01.06) LAUREL GC/GCC-35 (98.09-02.08) CEDRIC WGC/WGNC-34 (98.08-) STAGEA			
<b>GWN-78A</b> 21010-0T025	FD42 4200	ATLAS DG2H41/S41 (91.10-95.05) CONDOR DG7YH41/S41 (92.11-95.05) LG2YH41/S41,LG4YH41/S41 (91.10-95.05) LG7YH41/S41,LG8YH41/S41 (92.11-95.05) RG2YH41/S41, (91.10-95.05) RH4YH41/S41 (92.01-95.05) SG2H41/S41 (91.10-95.05) UG4YH41/S41 (92.01-95.05) UH3YH41/S41 (93.10-95.05) UH4YH41/S41,UH5YH41/S41 (92.01-95.05) VG2YH41/S41 (91.10-95.05) VG3YH41/S41 (93.10-95.05) VG4YH41/S41,VH4YH41/S41 (92.01-95.05) ZG3YH41/S41 (93.10-95.05) ZG4YH41/S41 (91.10-95.05)			
<b>GWN-79A</b> 21010-52F01	SR20D 2000 SR20DE 2000 SR20DT 2000	180SX KBC/KBCC/KBNC-23 (91.06-99.06) SILVIA KPS/PS-13 (91.01-93.10) SERENA KRPS/RPS-13 (91.01-99.01)			
<b>GWN-80A*</b> ( 21010-4A00A 21010-4A0A1/2/4/6 W/HOUSING NO. )	K6A 660	MOCO MG21S (02.04-04.04)			

(GWN-80A=GWS-32A)

# NISSAN

PART NO.	APPLICATION GUIDE					
<b>GWN-81A*</b> ( 21010-4A00D 21010-4A0A3/5/7 W/HOUSING NO. )  <u>(GWN-81A=GWS-35A)</u>	K6A	660	MOCO	MG21S	(02.04- )	
<b>GWN-82A</b> 21010-6A0A0  <u>(GWN-82A=GWM-64A)</u>	3G83	660	CLIPPER	U71T/YP/TY/V U72T/TP/TY/V	(03.10-04.10) (03.10-04.10)	
<b>GWN-83A</b> 21010-6A0A1  <u>(GWN-83A=GWM-73A)</u>	3G83	660	OTTI	H91W	(05.06- )	
<b><u>DISCONTINUED</u></b>			<u>GWN-58A(SUPERSEDED BY GWN-68A)</u>			

# OTHER

<b>PART NO.</b>	<b>APPLICATION GUIDE</b>	
-----------------	--------------------------	--

**GWZ-04A**  
11-8478

DI-201

THERMO KING






# OPEL

PART NO.	APPLICATION GUIDE		
<b>GWO-01A</b> 1334032 1334035 1334038	64-	REKORD B,C,D# ADMIRAL,OLIMPIA,COMMODORE,KADETT ASCONA B,MANTA B,KAPITAN (HOLDEN TORANA OPEL eng) (VAUXHAUL CAVALIER,COUPE)(OPEL USA)	
<b>GWO-02A</b> 1334029 1334037	62-75	KADETT A/B,OLIMPIA CITY,ASCONA,MANTA (OPEL USA)	
<b>GWO-03A</b> 1334058 90292375	75- 76- 76-79 76-79	MANTA B 1.2 ASCONA B 1.2 KADETT C1.1 1.2 CITY 1.2S	
<b>GWO-04A</b> 1334072 90108735	78- 79- 65-69	COMMODORE 2.5,2.8 GS GS/E MONZA,SENATOR 2.8,3.0 ADMIRAL A2.8	
<b>GWO-05AP</b> 1334070 90076952	80- 82-	KADETT D 1.3 ASCONA C 1.3 (Front Wheel Drive)	
<b>GWO-06A</b> 1334071 90091035	79-	KADETT D 1.1,1.2 (Front Wheel Drive)	
<b>GWO-07A</b> 1334081 90136224	79-82 70-	NEW CHEV SENATOR ASCONA,MANTANA B 1.6,1.9  (IMPELLER DIA 82mm)	
<b>GWO-08AP</b> 03469874 1334045 90136382	73-79   DIESEL	ASCONA,MANTA	









# OPEL

PART NO.	APPLICATION GUIDE		
<b>GWO-09A</b> 1334012/15/99 90285034 90285418 90106450	82- 79-84 84-	ASCONA C 1.6 diesel FWD KADETT D 1.6 diesel KADETT E 1.6 diesel	
<b>GWO-10A</b> 1334008 90220568	87-	ASCONA,KADETT,ASTRA,BELMONT,CARLTON,CAVALIER 1600cc N,SH eng. 1800cc SE,NV eng. 2000cc E,NE,SEH eng.	
<b>GWO-11A</b> 1334014 90284913	87-	ASTRA,ASTRAMAX,ASCONA,KADETT,BELMONT,CAVALIER	
<b>GWO-12A</b> 1334017 90281612	88-	KADETT,VECTRA 16V 2000cc E,GSI,XE eng.	
<b>GWO-13A</b> 1334098 90144227	83-	CROSA 1200cc KADETT 1200cc ASTRA 1200cc NOVA 1200cc	
<b>GWO-14AP</b> 1334097 90156532	84-87 75-  83-	BEDFORD CF2 97000 PETROL OPEL ASCONA B 2.0 Commodore C OPEL Manta B 2.0 Monza,Senator Rekord, VAUXHALL Carlton	
<b>GWO-15A</b> 1334021 , 90271492 90220290/668 90348231 FWP1467 QCP2689		OPEL FRONTERA 2300D,2400i OMEGA 2300D,2400i,3000cc SENETOR 2500,2600,3000cc VUXHALL CARLTON 2300D,2400,2600,3000cc	
<b>GWO-16A</b> R1160030 QCP3084	X14XE 1400 X16XE 1600 X16XEL 1600	ASTRA IV 1.4i 16v ASTRA V 1.6i 16v TIGRA VECTRA ZAFIRA	(96.06-98.01) (94.09-) 








# OPEL

PART NO.	APPLICATION GUIDE																	
<b>GWO-17A</b> R1160031 QCP3058	18NV 1800 C20NE 2000		<table border="0"> <tr> <td>ASTRA III</td> <td>2.0i 8v</td> <td>(91.09-94.08)</td> </tr> <tr> <td>CALIBRA</td> <td>2.0i 8v</td> <td>(90.04-96.12)</td> </tr> <tr> <td>CARLTON</td> <td>1.8,2.0</td> <td>(86.09-94.05)</td> </tr> <tr> <td>CAVALIER III</td> <td></td> <td></td> </tr> <tr> <td>FRONTERA</td> <td></td> <td></td> </tr> </table> 	ASTRA III	2.0i 8v	(91.09-94.08)	CALIBRA	2.0i 8v	(90.04-96.12)	CARLTON	1.8,2.0	(86.09-94.05)	CAVALIER III			FRONTERA		
ASTRA III	2.0i 8v	(91.09-94.08)																
CALIBRA	2.0i 8v	(90.04-96.12)																
CARLTON	1.8,2.0	(86.09-94.05)																
CAVALIER III																		
FRONTERA																		
<b>GWO-18A</b> 24409355 1334139 R1160032 QCP3059	GM17D 1700 C18XEL 1800 C20XE 2000		<table border="0"> <tr> <td>ASTRA III</td> <td>1.7D,2.0i 16v</td> <td>(91.09-94.08)</td> </tr> <tr> <td>ASTRA IV</td> <td>1.7TD,1.8i,2.0i</td> <td>(94.04-98.01)</td> </tr> <tr> <td>ASTRA V</td> <td>1.7TD,2.0i</td> <td>(98.02-00.08)</td> </tr> <tr> <td colspan="3">CALIBRA,COMBO,FRONTERA,KADETT,OMEGA,SINTRA,VECTRA DAEWOO(LEGANZA,NUBIRA,REZZO,TACUMA)</td> </tr> </table> 	ASTRA III	1.7D,2.0i 16v	(91.09-94.08)	ASTRA IV	1.7TD,1.8i,2.0i	(94.04-98.01)	ASTRA V	1.7TD,2.0i	(98.02-00.08)	CALIBRA,COMBO,FRONTERA,KADETT,OMEGA,SINTRA,VECTRA DAEWOO(LEGANZA,NUBIRA,REZZO,TACUMA)					
ASTRA III	1.7D,2.0i 16v	(91.09-94.08)																
ASTRA IV	1.7TD,1.8i,2.0i	(94.04-98.01)																
ASTRA V	1.7TD,2.0i	(98.02-00.08)																
CALIBRA,COMBO,FRONTERA,KADETT,OMEGA,SINTRA,VECTRA DAEWOO(LEGANZA,NUBIRA,REZZO,TACUMA)																		

# PEUGEOT



PART NO.	APPLICATION GUIDE		
<p>GWP-01A</p> <p>1202-12/36 1202-48/59 1202-60/84</p>	60-77	<p>404,504 (disengaged fan)</p> <p>(SHAFT 137.49mm)</p>	
<p>GWP-02A</p> <p>1201-23 1202-44 1202-90</p>	66-	404 diesel (fixed fan)	
<p>GWP-03A</p> <p>1201-15 1202-13 1202-37</p>	60-76	<p>404,504 (fixed fan)</p> <p>(SHAFT 126.2mm)</p>	
<p>GWP-04A</p> <p>1202-69 1202-76 1202-83</p>	77-78	<p>504 from chasis #2376843 (conventional fan)</p>	
<p>GWP-05A</p> <p>1202-61 1202-70 1202-71</p>	77-78	<p>504 from chasis #2376843 (disengaged fan)</p>	
<p>GWP-06A</p> <p>1202-82 1202-97</p>		<p>504,505 (disengaged fan) from chasis #3061638</p>	
<p>GWP-07A</p> <p>1202-98</p>		<p>504,505 (fixed fan) from chasis #3061638</p>	
<p>GWP-08AP</p> <p>1202-58 7901120258</p>	<p>72- 77- 79-</p>	<p>PEUGEOT 104 (RENAULT 14 R1210) (CITROEN VISA SUPER 1124cc) (SIMCA TALBOT)</p>	

# RENAULT









PART NO.	APPLICATION GUIDE	
<p><b>GWR-01A *</b></p> <p>7701-452-155/459-435 7701-457-416/5 7701-502-962/3 7701-533-130/538-074 7701-457-415 W/HOUSING NO.</p>	<p>65- -72 84-</p>	<p>R12L,TL,TS,TA (R1170) R15TL (R1300) DACIA 1400</p> 
<p><b>GWR-02A *</b></p> <p>7701-452-781/2 7701-457-595/771 7701-461-173 7701-452-782 SONATA-II, SANTAMO, CARSTAR</p>	<p>61-71 68-77</p>	<p>R4,R4L,(R1123,R1126) R6L (R1180)</p> 
<p><b>GWR-03A</b></p> <p>7701-455-972/457-671 7701-463-014/505-397 7700-575-623</p>	<p>-75 75-</p>	<p>R5TL 950cc,R5TS 1300cc R6,R6TL 1100cc</p> 
<p><b>GWR-06A</b></p> <p>7701-462-809 7701-463-111 7701-463-397</p>	<p>82-</p>	<p>AMC ALLIANCE,ENCORE 1700cc eng. R5 1700cc SUPER,B408,C408,C409 eng. R5 1600cc DIESEL,B404,C404,S404 eng. R9 1700cc L42E,L42F,L42N eng. R9 1600cc DIESEL,L424,L426 eng. R11 1700cc B37F,B37L,B37N,C37E,C37F,C37N,C376 eng. R11 1600cc DIESEL,C374,S384 eng. R21 1700cc K78E,L48E,K48F,K481,K482 eng. EXPRESS,EXTRA 1600cc DIESEL eng. TRAFIC 1700cc</p> 
<p><b>GWR-10A</b></p> <p>7701-462-491</p>	<p>83-85</p>	<p>ALIANCE,ESCORE (AMC) 4cyl 1400cc</p> 
<p><b>GWR-11A</b></p> <p>7701-462-145</p>	<p>83-</p>	<p>R11 1100,1400</p> 
<p><b>GWR-12A</b></p> <p>7701-464-736/465-816 7701-466-578 3344827.5 FWP1409 QCP1226</p>		<p>RENAULT(CLIO,EXPRESS,EXTRA,LAGUNA,R19,R21, RAPID,TRAFIC) VOLVO(440,460,480)</p> 










# SAAB

PART NO.	APPLICATION GUIDE	
<b>GWSA-02A</b> 30517582 7501547 7507460 8817900 9307893	81-	900 H eng <div style="text-align: right;">  </div>
<b>GWSA-03A</b> 8817918 9321670	85-	9000,9000i,9000 TURBO 16 VALVE <div style="text-align: right;">  </div>
<u>DISCONTINUED</u>		<u><b>GWSA-01A(603089.8810980.8810988.8814501)</b></u>







# SUBARU

PART NO.	APPLICATION GUIDE				
<b>GWSU-01A</b> 31076-0100/20/10 31076-4300 31076-6100 31076-8100	EA61      1100 EA64      1200 EA63      1400 EA71      1600	ALCIONE    A21/61      (72.01-73.12) LEONE      A22/64      (71.01-77.12) A25          (73.01-74.12) A26/27      (75.01-77.12) A32/33/34   (77.01-79.12) A62/65/67   (75.01-79.12)			
<b>GWSU-03A</b> 21110-AA060 41076-7100 41076-7300	EA81      1800	LEONE      AB4/5      (79.05-84.10) LEGACY     AF5        (79.05-84.10) AJ5        (79.05-84.10) AM5        (79.05-84.10)			
<b>GWSU-04A</b> 21110-AA050 41076-7000 41076-7200	EA65      1300 EA71      1600	LEONE      AB2        (79.06-84.10) ALCIONE    AF1/2/3   (79.05-84.10) AM1/2/3   (79.05-84.10)			
<b>GWSU-05A</b> 31076-4310 31076-8110		<b>(GWSU-01A W/LARGER HEATER PIPE)                      FOR COLD COUNTRY</b>			
<b>GWSU-06A</b> 21110-AA070 41076-7400	EA81      1800	LEONE      AB4/5      (79.05-84.10) LEGACY     AF5        (79.05-84.10) AJ5        (79.05-84.10) AM5        (79.05-84.10)			
<b>GWSU-07RK</b> 39745-2100	360 500 550 600	REX          K24/44/77/78/87/88 SAMBER			
<b>GWSU-07RS</b> 39745-2100 + OIL PAN PACKING	360 500 550 600	REX          K24/44/77/78/87/88 SAMBER			
<b>GWSU-08RK</b> 49709-2100					

# SUBARU

PART NO.	APPLICATION GUIDE				
GWSU-08RS					
			<b>IMPELLER SET</b>		
GWSU-09RNS 49709-2100 + OIL PAN PACKING					
			<b>IMPELLER SET(OIL PAN PACKING)</b>		
GWSU-11A 21110-AA000/1/2/3	EA71	1600	LEONE ALCIONE	AA2/3 AP2/3	
				(84.07-89.01) (84.10-89.01)	
GWSU-12A 21111-AA000/2 X2111-AA033	EJ15 EJ16 EJ18 EJ20 EJ22 EJ25	1500 1600 1800 2000 2200 2500	IMPENZA LEGACY FORESTER	BC2/3/4/5,BF3/5/A BCA,BC5,BF4/7/B BD2/3/4/5,BG3/4/5/A BE9 BG2 BG7,BGB BHC,BE5,BH5/9 GC1/4/6,GF1/4/86/A/3 GC2/8,GF2/5 GD2/3 GG2/3/9,GD9 SF5/9 SG5	
				(89.02-93.09) (90.05-93.09) (93.10-98.11) (01.05-03.04) (96.06-98.11) (93.10-96.05) (00.05-03.04) (92.11-00.07) (96.09-00.07) (03.09- ) (00.08- ) (97.06-02.01) (02.02-05.03)	
GWSU-13A 21110-AA012/3/4/5/6	EA82	1800	LEONE LOYALE ALCIONE	AA4/5/7 AG4/5/6 AL5/7 AP5	
				(84.07-89.01) (85.11-87.09) (84.10-89.01) (85.10-89.01)	
GWSU-14A 21110-AA023 21110-AA025	EA82	1800	LEONE ALCIONE	AA4 AX4 AX7	
				(84.07-86.09) (85.06-91.08) (85.06-91.08)	
GWSU-15A 21111-AA020/1/2/6 X2111AA082	EJ20	2000	IMPENZA LEGACY FORESTER	BC5,BF5 BH5,BE5,BES GC8,GF8,BD5,BG5 GDB,GGB,GDA,GGA SF5,SG5	
				(89.02-93.09) (98.06-03.04) (92.11-00.07) (00.08-03.08) (97.02-02.01)	








# SUBARU

PART NO.	APPLICATION GUIDE					
<b>GWSU-16A</b> 21111-AA060/1/5 X2111AA042	EJ20	2000	IMPREZA LEGACY FORESTER	BH5,BE5 GDA,GGA GF8,GC8,BD5,BG5 SF5 SG5	(98.06-03.04) (00.08-03.08) (93.10-98.11) (97.02-02.01) (02.02-04.01)	
<b>GWSU-17A</b> 21111-KA041~7 21111-KA070~6 21111-KA130/1/2 21111-KA140/1/2 21111-KA190/191/291	EN07	660	SAMBER	KS3/4,KV3/4	(90.03-96.09)	
<b>GWSU-18A</b> 21111-KA050~4 21111-KA060/1 21111-KA110 21111-KA150~4 21111-KA282	EN07	660	PLEO R2 REX VIVIO	KH3/4,KP3/4 KK3/4,KW3/4 KY3 RC1/2 RV1/2,RA1/2	(90.03-92.03) (92.03-98.09) (93.05-95.09) (03.12-04.02) (98.10-)	
<b>GWSU-19RK</b> 49709-5400+P/K			SAMBER			
<b>GWSU-20A</b> 21111-KA092 21111-KA120/2/3/4 21111-KA230 21111-KA270/1	EN07	660	PLEO R2 VIVIO	KK3/4 RA1 RA2 RC1/2	(92.03-98.09) (98.10-04.01) (99.06-04.01) (03.12-04.02)	
<b>GWSU-21A</b> 21111-AA084 X2111AA092	EJ25	2500	OUTBACK LEGACY	BJ9 BD9,BG9,BGC	(97-) (94.10-98.11)	








# SUZUKI

PART NO.	APPLICATION GUIDE					
<b>GWS-02A</b> 17400-63200 17400-72020/1 17400-72801 17400-72810/1	LJ50	550	CARRY EVERY JIMMNY	SH10 SJ10 SJ30/V ST10/20 ST30 ST31	(76.04-79.06) (76.03-88.05) (81.05-88.12) (76.04-79.06) (79.04-85.12) (81.09-85.12)	
<b>GWS-03A</b> 17400-73001/2 17400-73012/3 17400-73810/1 17400-73870	F5A F8A	550 880	FRONTE CERVO MIGHTYBOY SWIFT JIMMNU CARRY	SS40C/T/S ST40V SJ20 LT800	(79.05-84.12)	 <p style="text-align: center;"><b>REPLACING GWS-11A</b></p>
<b>GWS-05A</b> 17400-65021 17400-70020	LC10W T5A T4A	360 550 450	CERVO FRONTE ALTO	LC10W/20 SS20 SS30V	(71.01-76.12) (77.10-82.06)	
<b>GWS-07A</b> 17400-74001	AB10	550	FRONTE CERVO MIGHTYBOY	SS11	(77.08-79.04)	
<b>GWS-08A</b> 17400-82810/1	G10 G13	1000 1300	CULTUS  ISUZU GEMINI	AA41/43,AB41/43 AA33/53,AB33/51/53  AA43Z	(86.06-88.09)	
<b>GWS-09A</b> 17400-79810/1	F5A	550	CARRY EVERY	ST40# ST41#	(80.10-85.12) (82.12-85.12)	
<b>GWS-10A</b> 17400-78830 17400-78300 17400-78810	F5A	550	FRONTE CERVO MIGHTYBOY ALTO	SS40 SS40V	(79.05-84.12) (79.05-82.10)	
<b>GWS-11A</b> 17400-73820 17400-78820/1	F5A	550	FRONTE CERVO ALTO CARRY HATCH JIMMNY	CA71V CA72V,CB72S,CC72V,CD72S DA71B/T/V,DB71T/V JA71C/V SS40/T ST40/41,SS40V/41V	(84.09-88.09) (86.07-88.09) (85.03-89.05) (86.01-90.03) (79.05-88.01) (80.10-85.12)	

# SUZUKI

PART NO.	APPLICATION GUIDE					
<b>GWS-12A</b> 17400-83810/1/2	G13A G13B G10	1300 1300 1000	CULTUS SPRINT SAMURAI JIMMNY	JA51 AA53S AB53S	(84.11-88.12) (86.06-88.09) (86.06-88.09)	
<b>GWS-13A</b> 17400-70B00 17400-60D01			DAE300 TICO  <u>EXPORT MODEL</u>		(96-)	
<b>GWS-14A</b> 17400-70D00 17400-71811	F6A	660	CARRY EVERY	DA51B DA51T DA51V DB51T DB51V	(90.03-91.09) (90.03-91.09) (90.03-91.09) (90.03-91.09) (90.03-91.09)	
<b>GWS-15A</b> 17400-82820/2 17400-82850	G10A G13 G13B	1000 1300 1300	CULTUS SWIFT	AA44S,AB44S AA33S/53S,AB33S/53S AB34S,AJ34S AA34S,AF34S	(88-) (86-88) (88-93) (88-)	
<b>GWS-16A</b> 17400-60811/2	G15A G16A	1500 1600	CULTUS ESCUDO X-90	AH64S,AJ64S AJ14S,AH14S GA21S,GB21S,GD21S,GC21S/W GB31S,GD31S/W LB11S TA01R/W/V,TD01W	(91.07-95.03) (89.10-95.03) (95.01-97.04) (96.02-97.04) (95.10-97.12) (88.05-97.11)	
<b>GWS-17A</b> 17400-85821 17400-85810	F5A	550	CARRY EVERY	DA71T DA71V DB71T DB71V	(88.02-89.05) (87.08-89.05) (88.02-89.05) (87.08-89.05)	
<b>GWS-18A</b> 17400-70820	F5B	550	ALTO CERVO FRONTE	CG72V CH72V CL11V CM11V CN11S CP11S	(89.01-90.07) (89.01-90.07) (88.09-90.03) (88.09-90.03) (88.09-90.03) (88.09-90.03)	

# SUZUKI

PART NO.	APPLICATION GUIDE				
<b>GWS-19A</b> 17400-50812 17400-61810  AZ12-15-010	F5B 550 F6A 660	CERVO WAGON R ALTO CAPPUCCINO CARA	CL11V,CM11V,CN11S,CP11S CL21V,CM21V,CN21S,CP21S CL22V,CM22V,CR22S,CS22S CN22S,CP22S CT21S,CV21S EA11R HA11S,HB11S,HC11V,HD11V PG6SS	(88.09-90.03) (90.03-91.09) (91.09-97.04) (91.09-98.06) (93.09-98.10) (91.10-95.05) (94.11-98.09) (93.01-96.05)	
<b>GWS-20A</b> 17400-85830	H20A 2000 H25A 2500 H27A 2700	ESCUDE	TA11W TD11W TD61W TD62W TX92W	(94.12-96.11) (94.12-96.11) (96.10-97.10) (98.02-05.05) (00.12- )	
<b>GWS-21A</b> 17400-51810 17400-51811 17400-51812  ZZSO-15-010A/B	F6A 660	CARRY EVERY  <b>MAZDA</b> <b>SCRUM</b>	DC51B DC51T DD51B DD51T DE51V DF51V	(91.09-97.04) (91.09-99.01) (91.09-97.04) (91.09-99.01) (91.09-99.01) (91.09-99.01)	
<b>GWS-22A</b> 17400-62810	F5B 550	CARRY EVERY	DA41B DA41T DA41V DB41T DB41V	(89.05-90.03) (89.05-90.03) (89.05-90.03) (89.05-90.03) (89.05-90.03)	
<b>GWS-23A</b> 17400-61820	G15A 1500 G16A 1600	CULTUS ESCUDO	GB31S GC21S/W GD31S/W TA02W TD02W	(97.05-99.05) (97.05-02.07) (97.05-02.07) (97.11-02.11) (97.11-00.04)	
<b>GWS-24A</b> 17400-83840 17400-83841	F6A 660	JIMMNY	JA11C JA11V JA12C JA12V JA12W	(91.06-95.11) (91.06-95.11) (95.11-98.10) (95.11-98.10) (95.11-98.10)	
<b>GWS-25A</b> 17400-76810 17400-78860	F6A 660	ALTO Kei WAGON R	HA12S HA12V HN11S MC11S	(98.10-99.10) (98.10-99.10) (98.10-99.10) (98.10-99.10)	

# SUZUKI








PART NO.	APPLICATION GUIDE					
<b>GWS-26A</b> 17400-76820 17400-78880	F6A	660	Kei WAGON R ALTO CARRY EVERY	DA52T/V/W,DB52T/V HA12S/V HN11S HN12S MC11S MC12S	(99.11-01.09) (99.05-00.12) (99.10- ) (01.04- ) (99.10- ) (00.12-01.11)	
<b>GWS-27A*</b> ( 17400-78850 17400-81821 W/HOUSING NO. )	K6A	660	JIMMNY ALTO Kei	JB23W HA22S HN21S	(98.10-02.01) (98.10-00.12) (98.10-03.03)	
<b>GWS-28A*</b> ( 17400-80811 17400-73832 W/HOUSING NO. )	K10A K6A	1000 660	ALTO WAGON R JIMMNY CAPPUCCINOMA61S,MB61S	CT51S,CV51S HA21S,HB21S HA22S EA21R JA22W	(97.04-98.10) (94.11-98.09) (98.10-99.10) (97.02-99.06) (95.05-98.10) (95.11-98.10)	
<b>GWS-30A</b> 17400-83815	G10 G13A G13B G13BA	1000 1300 1300 1300	CULTUS JIMMNY Kei	AA43S/43V/53S,AB43S/53S JA51V/C/W JB31W JB32W JB33W	(86.06-88.09) (84.11-88.12) (93.05-98.01) (95.11-97.12) (98.01-00.04)	
<b>GWS-31A</b> 17400-78E00	RF	2000	ESCUDE	TA21W TD31W	(94.12-96.11) (94.12-86.10)	
<b>GWS-32A*</b> ( 17400-83850 17400-84812 W/HOUSING NO. )	K6A	660	ALTO Kei LAPIN MR WAGON TWIN WAGON R	EC22S HA22S/23S/23V,MC22S HE21S HN22S MF21S	(03.01-05.03) (00.12-05.01) (02.01-04.04) (01.04-04.04) (01.12-04.04)	
<b>GWS-33A*</b> ( 17400-83870 17400-83871 W/HOUSING NO. )	K6A	660	JIMMNY	J23W	(88-93)	
<b>GWS-34A</b> 17400-69G00	M13A M15A M18A	1300 1500 1800	AERIO CHEVROLET CRUZE JIMMNY SWIFT WAGON R	RA21S,RB21S RC51S,RD51S HR51S/52S/81S/82S JB43W HT51S/81S MA34S	(01.11-04.07) (03.01-04.07) (01.11- ) (00.04-04.10) (00.02- ) (00.12- )	



# SUZUKI

PART NO.	APPLICATION GUIDE					
<b>GWS-35A*</b> ( 17400-84822 17400-84820 17400-84821 W/HOUSING NO. )	K6A	660	Kei WAGON R ALTO LAPIN MR WAGON	HE21S HN22S MC22S MF21S	(03.09-04.10) (03.04-05.01) (02.09-03.09) (04.02-)	
<b>GWS-36A*</b> ( 17400-77810 17400-77811 17400-77812 W/HOUSING NO. )	J18A J20A	1800 2000	ESCUDO CULTUS	GC41W TA51W TA52W TD51W TD52W TL52W	(96.02-02.07) (96.10-97.10) (97.11-02.11) (96.10-97.10) (97.11-00.04) (98.11-)	
<b>GWS-37A*</b> ( 17400-65810 17400-65813 17400-65814 W/HOUSING NO. )	K6A	660	CARRY EVERY	DA62T DA62V DA62W DA63T	(01.09-02.05) (01.09-) (01.09-) (02.05-)	
<b>GWS-38A*</b> ( 17400-58810/1 17400-58812 17400-58813 W/HOUSING NO. <u>(GWS-38A=GWMZ-67A)</u> )	K6A	660	ALTO TWIN WAGON R	HA24S HA24V EC22S MH21S	(04.09- ) (05.01- ) (04.01-05.03) (03.09-04.04)	
<b>GWS-38AH</b> 17400-58810/1 17400-58812 17400-58813 <u>(GWS-38AH=GWMZ-67AH)</u>	K6A	660	ALTO TWIN WAGON R	HA24S HA24V EC22S MH21S	(04.09- ) (05.01- ) (04.01-05.03) (03.09-04.04)	
<b>GWS-39A*</b> ( 17400-58820/1 17400-58822 17400-58823 W/HOUSING NO. <u>(GWS-39A=GWMZ-68A)</u> )	K6A	660	WAGON R	MH21S(TURBO)	(03.09-04.04)	
<b>GWS-39AH</b> 17400-58820/1 17400-58822 17400-58823 <u>(GWS-39AH=GWMZ-68AH)</u>	K6A	660	WAGON R	MH21S(TURBO)	(03.09-04.04)	
<b><u>DISCONTINUED</u></b>	<b><u>GWS-01A(17400-67020/1/2)</u></b> <b><u>GWS-04A(17400-73001/2,17400-72020/1,17400-72810/1)</u></b> <b><u>GWS-06A(SUPERSEDED BY GWS-09A AND GWS-10A)</u></b>					







# TOYOTA

PART NO.	APPLICATION GUIDE				
<b>GWT-01A</b> 16100-25010/1/2	12T 2T T	1600 1600 1400	COROLLA TA10/12/15/17/20/27 SPRINTER TA14/18/23/28/30/35 CELICA TA16/19 CARINA TA31 CORONA TE20/25 TOWNACE TE21/27 MASTERACE TE30/35/40/45/36 TE31/37/41/47 TE51/61 TE52/62 TR10/11 TT100/110/106/120/137	(70.12-75.09) (75.10-77.07) (75.11-79.08) (76.03-77.01) (70.09-83.08) (73.04-74.03) (74.04-77.01) (74.04-76.04) (76.05-78.05) (76.01-77.01) (76.10-79.10) (73.08-79.12)	
			<b>GWT-01A=(GWT-11A &amp; GWD-18A)</b>		
<b>GWT-02A</b> 16100-22010 16100-29015/6/7/8	3KBR K KB 2K 3K	1200 1100 1100 1000 1200	PUBLICA KE11/17/18 COROLLA KP30/36v SPRINTER KP30S LITEACE KP31/31S/36,KM10 KP37/37V P30/36	(69.09-70.04)* (69.04-75.11) (69.04-69.08) (69.09-75.11) (72.01-74.04) (69.04-74.04,	
<b>GWT-03A</b> 16100-29025/6 16100-29015/6/7/8	3K	1200	STARLET KE20/25/26 COROLLA KP40/42/45/47 SPRINTER	(70.05-74.03) (73.04-74.04)	
<b>GWT-04A</b> 16120-33010/20 16120-34010/20			SEE GWT-26AF  (SUB ASSY FOR GWT-26AF)  <b>GWT-04A=(GWT-26A)</b>		
<b>GWT-05A</b> 16100-39115	12R 2R	1600 1500	CORONA PK41,RH10/15,RT/80/86/90 TOYOACE RH11/16,RY10/12/14 HILUX RN10/13/15/16 HIACE RN20/25,RT100/106 RT69/81/87/91	(70.09-71.01) (71.02-75.11) (71.02-72.04) (72.05-75.11) (71.02-73.07)	
<b>GWT-06A</b> 16103-40030/1 16103-40051 16103-40084 16103-49410	5R M	2000 2000	CROWN MS50/51/52/56 RS50H/50HB	(67.09-71.01) (69.09-71.01)	
<b>GWT-08A</b> 16100-60080	F	3900	LAND CRUISER FC10 MACCY DYNA FJ40/43/55	(70.04-75.01) (69.03-75.09)	

# TOYOTA

PART NO.	APPLICATION GUIDE				
<b>GWT-09A</b> 16100-29027/8/9 16100-29065/6	2K 1000 3K/KB 1200 3KBR 1200 3KH(J) 1200 3KU 1200 4K 1300	1000 1200 1200 1200 1200 1300	PUBLICA KE20,KP40/42/45/47 STARLET KE26/50/60 COROLLA KP30/31/36/36V SPRINTER KP37/37V50/51 LITEACE KP38 TOWNACE KR10/11,KM10/11 <b>GWT-09A=(GWD-19A)</b>	(74.04-75.11) (74.04-78.05) (69.04-75.11) (74.04-79.07) (79.07-82.01) (76.12-78.02)	
<b>GWT-10A</b> 16100-29045/6/7/8	3K 1200 3KB 1200 3KH 1200 3KBR 1200 3KHJ 1200	1200 1200 1200 1200 1200	COROLLA KE30/35/36/40/45 SPRINTER	(74-78)	
<b>GWT-12A</b> 16100-39116	12R 1600 12RU 1600 12RJ 1600	1600 1600 1600	CORONA RT100/120/130 MASTERACE RR10/20 TOWNACE RY10/12/14/20/21 TOYOACE RN20/25/30/40 HULUX RH11/13/16/20/30/40 HIACE	(75-85)	
<b>GWT-12AG</b> <b>(=GWT-12A)</b>			<u>GRAVITY TYPE CASTING</u>		
<b>GWT-14A</b> 16100-49155/6	5R 2000	2000	CROWN RK101 DYNA RS60/66/80 COASTER RU10/12/15/18/19 STOUT	(70.10-79.02) (71.02-75.05) (70.10-75.04)	
<b>GWT-15A</b> 16120-41020/40	4M 2600 M 2000	2600 2000	CROWN MS60/62/66/70 MS65/75  (SUB ASSY)	(71.02-72.12) (71.05-72.12)	
<b>GWT-18A</b> 16100-60090	F 3900	3900	LAND CRUISER FJ40/43/45	(69.03-75.09)	
<b>GWT-19A</b> 16100-61010/1/2/3 16100-61020/30	2F 4200	4200	LAND CRUISER FJ56 MACCY DYNA FC22 TRUCK BUS FA101	(75.01-79.02) (75.04-80.02) (75.01-80.02)	







# TOYOTA

PART NO.		APPLICATION GUIDE				
<b>GWT-19AG</b> <b>(=GWT-19A)</b>				<u>GRAVITY TYPE CASTING</u> 		
<b>GWT-21A</b> 16120-47020/1/2/3 16120-47011/2/3 ( 16100-49146 W/HOUSING NO. )		H	3600	DYNA HU15 COASTER HU30	(69.08-77.07) (77.08-80.08)	
<b>GWT-22A</b> 16100-61040/1		2F	4200	LAND CRUISE FJ56 TRUCK BUS FA101	(75.09-79.02) (77.04-80.02)	
<b>GWT-22AG</b> <b>(=GWT-22A)</b>				<u>GRAVITY TYPE CASTING</u> 		
<b>GWT-23A</b> 16110-38030/1 16110-39035		20R	2200	CELICA (EXPORT MODEL) CORONA HILUX MARK II	(79-80)	
<b>GWT-24A</b> 16100-49415/6		5R	2000	DYNA RS80 COASTER RU10/12/15/19 RU20/22/30/32	(75.05-75.11) (75.04-77.07) (77.08-84.08)	
<b>GWT-25A</b> 16100-31010/1 16100-39035		2R 12R	1500 1600	HILUX PK41 TOYOACE PK42 CORONA RH10/15 HIACE RN10/15 RT80/86	(67.05-70.09) (71.02-71.08) (67.09-70.09) (68.03-70.10) (70.02-70.09)	
<b>GWT-26AF*</b> ( 16100-39016/65 16100-39135/55 16100-39175/6 W/HOUSING NO. )		16R 18R 19R 6R 7R 8R	1800 2000 2000 1700 1600 1900	CORONA RA11/13/15/21/25 CELICA RH12/14/17 CARINA RT102/103/104/108/112/114 MARK II RT82/84/88/93/94/95 HILUX RX11/12/17/21/22/27/28	(74.01-75.08) (75.11-77.01) (75.09-75.11) (70.02-73.07) (73.08-75.11)	



# TOYOTA

PART NO.		APPLICATION GUIDE				
<b>GWT-27AFH</b> 16100-39235/6/7	16R	1800	CARINA	RA10/16/17/23/28/30/31/35	(75.10-77.07)	
	18E	2000	CORONA	RA40/45/55/63	(77.08-82.10)	
	18RGEU	2000	HIACE	RH22/35/41/42/45	(77.04-82.11)	
	18RJ	2000	CELICA	RN36/39,TR132/141	(79.10-81.10)	
	19R	2000	HILUX	RT102/104/112/114/122/123/141	(75.11-82.10)	
			MARK II	RX12/15/22/28/30/31/63	(75.10-82.08)	
<b>GWT-27A</b> 16120-34100/40	16R	1800	CARINA	RA10/16/17/23/28/30/31/35	(75.10-77.07)	
	18E	2000	CORONA	RA40/45/55/63	(77.08-82.10)	
	18RGEU	2000	HIACE	RH22/35/41/42/45	(77.04-82.11)	
	18RJ	2000	CELICA	RN36/39,TR132/141	(79.10-81.10)	
	19R	2000	HILUX	RT102/104/112/114/122/123/141	(75.11-82.10)	
			MARK II	RX12/15/22/28/30/31/63	(75.10-82.08)	
			<b>(SUB ASSY)</b>			
<b>GWT-27F</b> 16210-34100/1/2 16210-31010 16210-44010	16R	1800	CARINA	RA10/16/17/23/28/30/31/35	(75.10-77.07)	
	18E	2000	CORONA	RA40/45/55/63	(77.08-82.10)	
	18RGEU	2000	HIACE	RH22/35/41/42/45	(77.04-82.11)	
	18RJ	2000	CELICA	RN36/39,TR132/141	(79.10-81.10)	
	19R	2000	HILUX	RT102/104/112/114/122/123/141	(75.11-82.10)	
			MARK II	RX12/15/22/28/30/31/63	(75.10-82.08)	
			<b>GWT-27F=(GWT-54F)</b>			
<b>GWT-27AF</b> ( 16100-39235/6/7 W/HOUSING NO. )	16R	1800	CARINA	RA10/16/17/23/28/30/31/35	(75.10-77.07)	
	18E	2000	CORONA	RA40/45/55/63	(77.08-82.10)	
	18RGEU	2000	HIACE	RH22/35/41/42/45	(77.04-82.11)	
	18RJ	2000	CELICA	RN36/39,TR132/141	(79.10-81.10)	
	19R	2000	HILUX	RT102/104/112/114/122/123/141	(75.11-82.10)	
			MARK II	RX12/15/22/28/30/31/63	(75.10-82.08)	
<b>GWT-28A</b> 16120-41060 16120-41130/31/70 16120-42010/1/2 16120-45080 16120-49025/15/36	4M	2600	CELICA	MA45/46	(78.04-79.08)	
	M	2000	CHASER	MS100/1/2/3/5/6/7	(76.05-79.08)	
			MARK II	MS70/80/82/83/85/87/90/95	(73.01-79.08)	
			CROWN	MX10/20/27/30/31/33	(74.08-78.08)	
				MX35/40/41/43/45	(76.12-80.08)	
				<b>GWT-28A=(GWT-39A)(GWT-40A)</b>		
<b>GWT-30A</b> 16100-19015/6/7	3K	1200	STARLET	KE36	(78.05-79.08)	
	4K	1300	COROLLA	KE55/65	(77.10-79.02)	
			SPRINTER	KE70/71/73	(79.03-83.07)	
				KP61	(78.02-83.07)	
				KP62	(78.10-82.01)	
<b>GWT-31AF</b> 16100-18010 16100-26021/2 16100-28010/20	T	1400	COROLLA	A67	(81.09-83.08)	
	12T	1600	SPRINTER	TA31/32/41/42/46/47/49/57/63/67V	(77.01-83.08)	
	12TJ	1600	CELICA	TE50/52/56/60/62/66	(77.01-79.02)	
	2T	1600	CARINA	TE70/73/73V/74/74V	(79.08-83.08)	
	13T	1800	CAMRY	TM20,TR11/15	(78.08-82.10)	
	3T	1800	VISTA	TT121/125/126/130	(77.03-81.12)	
	3TEU	1800	CORONA	TT131/132/138/142/147V	(78.09-83.10)	
			CRESTA	TX30/40/47/50/60	(74.04-82.08)	
			CHASER	TX67	(80.11-87.07)	
			MARK II			
				<b>GWT-31AF=(GWT-37AF &amp; GWT-20AF)</b>		

# TOYOTA

PART NO.	APPLICATION GUIDE		
<b>GWT-31A</b> 16110-18010 16110-26021/2 16110-28010/20	T 1400 12T 1600 12TJ 1600 2T 1600 13T 1800 3T 1800 3TEU 1800	COROLLA A67 (81.09-83.08) SPRINTER TA31/32/41/42/46/47/49/57/63/67V (77.01-83.08) CELICA TE50/52/56/60/62/66 (77.01-79.02) CARINA TE70/73/73V/74/74V (79.08-83.08) CAMRY TM20,TR11/15 (78.08-82.10) VISTA TT121/125/126/130 (77.03-81.12) CORONA TT131/132/138/142/147V (78.09-83.10) CRESTA TX30/40/47/50/60 (74.04-82.08) CHASER TX67 (80.11-87.07) MARK II	
<b><u>GWT-31A=(GWT-33A)(GWT-37A)</u></b>			
<b>GWT-31F</b> 16210-18010 16210-26020 16210-28010/20 16210-88260	T 1400 12T 1600 12TJ 1600 2T 1600 13T 1800 3T 1800 3TEU 1800	COROLLA A67 (81.09-83.08) SPRINTER TA31/32/41/42/46/47/49/57/63/67V (77.01-83.08) CELICA TE50/52/56/60/62/66 (77.01-79.02) CARINA TE70/73/73V/74/74V (79.08-83.08) CAMRY TM20,TR11/15 (78.08-82.10) VISTA TT121/125/126/130 (77.03-81.12) CORONA TT131/132/138/142/147V (78.09-83.10) CRESTA TX30/40/47/50/60 (74.04-82.08) CHASER TX67 (80.11-87.07) MARK II	
<b><u>GWT-31F=(GWT-37F)(GWT-45F)</u></b>			
<b>GWT-32A</b> 16110-38021/2	20R 2000 21R 2000 22R 2400	CORONA RA46/56,RT133 (75-) CELICA RX40/41/60 HILUX LX50/60/67,LS110/117 CRESSIDA LN30/36/40/46/50 LH20/24/30/40 RB13/20	
<b>GWT-32F</b> 16210-34080 16210-38022/3/4 16210-38050/60	20R 2200 21R 2000 22R 2400	CORONA RA46/56,RT133 (75-) CELICA RX40/41/60 HILUX LX50/60/67,LS110/117 CRESSIDA LN30/36/40/46/50 LH20/24/30/40 RB13/20	
<b><u>GWT-32F=(GWT-41F)(GWT-42F)</u></b>			
<b>GWT-34A</b> 16110-38020 ( 16210-38030 W/FAN CLUTCH NO. )	20R 2200	CORONA (EXPORT MODEL) (74-75) CELICA HILUX	
<b>GWT-35A</b> 16110-26020	T 1400	COROLLA TE50/60 (77.01-77.03) CPRINTER	

# TOYOTA

PART NO.		APPLICATION GUIDE				
<b>GWT-35F</b> 16210-26020 ( 16100-26020 (GWT-35AF) GWT-31AF IS INTERCHANGEABLE )	T	1400	COROLLA CPRINTER	TE50/60	(77.01-77.03)	
<b>GWT-36A</b> 16103-40010/1	5R	2000	CROWN STOUT DYNA COASTER	RK101 RS50/50B/50P/56 RU10/12/15/18	(67.09-70.10) (67.09-71.01) (69.02-70.10)	
<b>GWT-38A*</b> ( 16100-19025 W/HOUSING NO. )	1A 2A 3A	1500 1300 1500	TARCEL CORSA	AL10 AL11 AL12	(78.08-79.06) (79.06-80.08) (79.06-78.08)	
<b>GWT-41A</b> 16100-39315/6/7	22R 21R	2400 2000	CELICACARIN CAMRY CORONA CHASER HIACE DYNA	RA46/56 RB11/12/13/20 RH23/33 RT133 RX40/41/60	(78.08-82.02) (78.02-90.01) (79.03-82.11) (78.09-81.12) (78.08-82.08)	
<b>GWT-42A</b> 16100-59125/6/7 16100-59045/6/7/8/9 16100-59005	L  DIESEL	2200	CHASER MARK II TOYOACE CROWN HILUX BLIZZARD	LD10 LH20/24/30/40 LN30/36/40/46/50/55 LS100/117 LX40/50X/60/67 LY20/30	(80.03-84.12) (79.07-82.11) (79.12-85.08) (77.10-83.07) (79.09-84.07) (79.03-85.07)	
<b>GWT-43A</b> 16110-15010 16110-19026/35/36 ( 16100-19026/7/8/9 16100-19085 W/HOUSING NO. )	2A 2AU 3A 3AHU 3ASU 3AU	1300 1300 1500 1500 1500 1500	TARXEL CORSA COROLLA II CARIB	AL11 AL12 AL20 AL21 AL25 AL25G	(80.08-82.04) (80.08-82.04) (82.05-89.10) (82.05-89.10) (84.08-89.10) (82.08-88.01)	
<b>GWT-44A</b> 16120-34090 16120-34110	16R 18R 19R 6R 7R 8R	1800 2000 2000 1700 1600 1900	CORONA CELICA CARINA MARK II HILUX HIACE	RA11/13/15/25 RH17 RT103/108/112/114/137 RT62/72/78/82/93/94/95 RX17/22/27/28/37	(74.01-75.08) (75.11-77.01) (74.12-79.12) (68.09-73.07) (75.11-79.12)	
<b>GWT-45A</b> 16110-88260 ( 16100-88260 GWT-45A+PULLEY +GWT-45F )	2TGEU 2T	1600 1600	COROLLA SPRINTER CELICA CARINA	TA40 TA45 TA55 TA61 TE51/55/61/65 TE71	(77.08-81.08) (77.08-81.08) (77.08-81.06) (81.09-83.08) (77.01-79.02) (79.03-83.04)	

# TOYOTA







PART NO.	APPLICATION GUIDE					
<b>GWT-46A</b> 16100-88220/1	2T	1600	COROLLA SPRINTER CELICA	TA12/17 TA22/27 TE27 TE37/47	(71.04-75.09) (70.12-75.09) (72.03-74.03) (74.04-75.11)	
<b>GWT-47A</b> 16100-59015/6/7	2B B  DIESEL	3200 3000	LAND CRUISER DYNA COASTER	BB10/11 BJ40 BJ43 BJ43	(77.08-80.08) (74.02-77.09) (74.02-77.06) (77.06-77.09)	
<b>GWT-48A</b> 16100-59085	2B  DIESEL	3200	DYNA COASTER	BB11	(80.08-82.04)	
<b>GWT-49A</b> 16110-15020 16110-19115 ( 16100-19035/6/7 W/HOUSING NO. )	3A 3AU	1500 1500	COROLLA SPRINTER CARINA CORONA	AA60 AE70 AE85 AT140	(81.09-87.12) (79.03-83.04) (83.05-87.04) (82.01-87.12)	
			<b><u>GWT-49A=(GWD-22A)</u></b>			
<b>GWT-50A</b> 16100-19055/6 16100-19165/6 16100-19175	4KJ 4K	1300 1300	PUBLICA STARLET COROLLA SPRINTER	KE73 KP39 KP61	(83.07-87.08) (82.01-88.08) (82.08-84.09)	
			<b><u>GWT-50A=(GWT-69A)</u></b>			
<b>GWT-51A</b> 16100-19065/6/7	3AC	1500	TARCEL CALIFORNIA USA	(EXPORT MODEL)	(80-82)	
<b>GWT-52A</b> 16100-49655/6 16100-49685	5MGEU 6MGEU 5M 6M	2800 3000 2800 3000	CELICA SOARER CROWN	MA61 MS112/123/125 MZ11/12	(81.07-85.12) (81.08-87.08) (81.02-85.12)	
<b>GWT-53A</b> 16110-63010 16110-69035/6 ( 16100-69075/6 W/HOUSING NO. )	1S(SI,SU) 1SELU 1SILU 1SLU 2SELU	1800 1800 1800 1800 2000	CARINA CELICA VISTA CAMRY CERESSIDA CORONA MARK II	SA60/60G ST140/150/160 SV10/11 SV20/60/61/70/70Y	(81.09-88.04) (82.01-88.05) (82.03-86.07) (86.08-88.08)	











# TOYOTA

PART NO.		APPLICATION GUIDE				
<b>GWT-54A</b> 16100-79035/6	1Y	1800	CORONA	SX60	(82.08-94.12)	
	2Y	1800	MARK II	YH50/51/52/57/61/62/71/80/81	(82.12-89.08)	
	3Y	2000	LITEACE	YM20/21/25	(82.10-92.01)	
			TOYOACE	YY50	(85.08-87.08)	
			HILUX			
			DYNA			
			<b>GWT-54A=(GWD-23A)</b>			
<b>GWT-55A</b> 16110-45100 16110-49045/46/85/86 ( 16120-45100/10 16120-49045 SUB ASSY NO. )	4M	2600	CELICA	MA45/46/55/56	(79.08-81.06)	
	5M	2800	MARK II	MS110/112/117/120/130	(79.09-89.08)	
	M	2000	SOARER	MX40/41/43/45/51	(79.08-82.08)	
	MP	2000	CROWN	MX60/61/63/71	(80.11-85.10)	
	MPU	2000	CHASER	MZ10	(81.07-85.12)	
	MTEU	2000				
<b>GWT-57A</b> 16100-69085 16100-69275	1C(CL)	1800	CAMRY	CA60/67V	(82.02-88.04)	
	1CTL	1800	CARINA	CE70/71/72/80/90/96V	(82.02-91.06)	
	2CT	2000	COROLLA	CM20/25	(82.10-88.08)	
	2CTL	2000	GAIA	CV10/11/20	(83.08-90.07)	
	3CTE	2200	LITEACE	CXM10G	(98.05-04.09)	
	DIESEL		SPRINTER			
			VISTA			
<b>GWT-58A</b> 16110-01010/15010 16110-19045/6/7 16110-19105/6 ( 16100-19105/6 W/HOUSING NO. )	2ALU	1300	COROLLA	AE80	(83.05-85.05)	
	3ALU	1500	SPRINTER	AE81	(83.05-87.04)	
	4AELU	1600	CARINA	AE82	(83.05-87.04)	
			CORONA	AT150	(83.10-88.04)	
			MR2	AT151	(84.05-88.04)	
				AW10	(84.06-89.12)	
<b>GWT-59A</b> 16100-19075/6/7	4K	1300	COROLLA	KA67V	(83.08-88.04)	
	5K	1500	SPRINTER	KE70	(81.08-83.04)	
	5KJ	1500	CARINA	KE72	(81.08-87.08)	
				KE74	(83.08-87.08)	
			KT147V	(83.10-87.12)		
<b>GWT-59F</b> 16210-13020	4K	1300	COROLLA	KA67V	(83.08-88.04)	
	5K	1500	SPRINTER	KE70	(81.08-83.04)	
	5KJ	1500	CARINA	KE72	(81.08-87.08)	
				KE74	(83.08-87.08)	
			KT147V	(83.10-87.12)		
<b>GWT-60A</b> 16100-19045/6 16100-19155/6	4K	1300	LITEACE	KM20/21/30G/31V/35V/36V	(79.10-92.01)	
	4KJ	1300	TOWNACE	KM50/51	(86.10-99.06)	
	5K	1500	MASTERACE	KR12/26/26V/27/27V/41V	(79.10-98.12)	
	5KJ	1500		KXC10	(89.07-94.12)	
	5KU	1500				







# TOYOTA

PART NO.	APPLICATION GUIDE				
<p><b>GWT-61A</b> 16100-59135/6/7</p>	2L 2400 2LT 2400 2LTE 2400 2LTHE 2400 L 2200	HIACE LD20/21 (84.05-90.02) CRESTA LH24/50/50G/50V/51/51G/51V/56/56V (82.11-89.08) CHASER LH60/60B/60G/60V/61/61B/61G/61V/61VH (82.12-89.08) MARK II LH66/66V/70/70B/70V/71 (84.01-89.08) CRESSIDA LH71B/71G/71V/80/80VH/85 (84.01-89.10) TOYOACE LJ71G (85.10-90.01) HILUX LN51/56/60/60V/61V/65 (85.08-89.03) HIACE LS120/120G/126V/130/130G/136V (83.08-91.10) LX65/70/70Y/76V (82.08-88.08) LY21/50/60 (83.08-88.08)			
<p><b>GWT-61F</b> 16210-54070 16210-54060</p>	2L 2400 2LT 2400 2LTE 2400 2LTHE 2400 L 2200	HIACE LD20/21 (84.05-90.02) CRESTA LH24/50/50G/50V/51/51G/51V/56/56V (82.11-89.08) CHASER LH60/60B/60G/60V/61/61B/61G/61V/61VH (82.12-89.08) MARK II LH66/66V/70/70B/70V/71 (84.01-89.08) CRESSIDA LH71B/71G/71V/80/80VH/85 (84.01-89.10) TOYOACE LJ71G (85.10-90.01) HILUX LN51/56/60/60V/61V/65 (85.08-89.03) HIACE LS120/120G/126V/130/130G/136V (83.08-91.10) LX65/70/70Y/76V (82.08-88.08) LY21/50/60 (83.08-88.08)			
<p><b>GWT-62A</b> 16110-16010</p> <p style="font-size: 1.2em;">{ 16100-19095 W/HOUSING NO. }</p>	4A 1600 4AGEU 1600	COROLLA AA63 (83.05-85.07) SPRINTER AE86 83.05-87.04 CELICA AT141 83.10-85.08 CARINA CORONA			
<p><b>GWT-63A</b> 16110-16020</p> <p style="font-size: 1.2em;">{ 16100-09020 16100-19115 W/HOUSING NO. }</p>	4AGE 1600 4AGELU 1600 4AGZE 1600	COROLLA AE101 (91.06-95.05) SPRINTER AE82 (84.10-87.04) CELICA AE92 (87.05-92.05) CARINA AT160 (85.08-88.04) CORONA AT171 (88.05-92.08) AW11 (84.06-89.12)			
<p><b>GWT-64A</b> 16100-39345/6</p>	22R 2400	CELICA RX70/80 (85-) HILUX (EXPORT MODEL)			
<p><b>GWT-65A</b> 16120-68010 16120-69015</p> <p style="font-size: 1.2em;">{ 16100-69035 W/HOUSING NO. }</p>	12HT 4000 2H 4000   DIESEL	LAND CRUISER HB30 (82.05-90.01) DYNA HB31 (85.10-90.01) COASTER HB32 (88.08-90.01) HB36V (84.08-90.01) HJ60V (82.10-90.01) HJ61V (85.10-90.01)			









# TOYOTA

PART NO.	APPLICATION GUIDE					
<b>GWT-66A</b> 16100-79015	1G	2000	CELICA	GA61/70	(81.07-88.08)	
	1GE	2000	CHASER	GS120/120G/126V/130/130G	(83.08-87.08)	
	1GEJ	2000	CRESTA	GS131/136V	(87.09-89.08)	
	1GEU	2000	CROWN	GX50/51/52/60/61/70G/71	(80.03-88.08)	
			MARK II	GZ10/20	(81.02-89.01)	
		SOARER				
		SUPRA				
<b>GWT-67A</b> 16110-79015/95 ( 16100-79045/95 W/HOUSING NO. )	3SGE	2000	CARINA	ST162	(85.08-89.08)	
	3SGELU	2000	CELICA	ST171	(87.12-92.02)	
	3SGTE	2000	CORONA	ST185	(89.10-91.08)	
			VISTA	ST185H	(90.08-93.09)	
			CAMRY	SV12/21	(84.06-86.07)	
			SW20	(89.12-99.08)		
<b>GWT-68A</b> 16110-19055/65/95 16110-19105 ( 16100-19125/6 W/PUULEY NO. ) ( 16100-19135/95 W/HOUSING+PULLEY NO. )	2ELU	1300	COROLLA	EE80	(85.05-87.04)	
	2ELJ	1300	STARLET	EP76V	(84.10-89.12)	
				EP71	(84.10-89.12)	
<b>GWT-70A</b> 16100-79025	1G	2000	MARK II	GA70	(86.02-93.05)	
	1GGE	2000	CRESSIDA	GS121/131	(83.08-91.10)	
	1GGEU	2000	CHASER	GX61/71/81	(82.08-93.02)	
			CRESTA	GZ10/20	(83.02-94.04)	
		SUPRA				
<b>GWT-71A</b> 16100-69205/6 16100-69305 16100-69335	1VZFE	2000	CAMRY	VCV10	(91.10-96.08)	
	3VZFE	3000	SCEPTER	VCV15W	(92.07-94.09)	
	4VZFE	2500	WINDOM	VZV20	(88.08-90.07)	
			VISTA	VZV30/31	(90.07-92.06)	
				VZV32/33	(91.05-94.06)	
<b>GWT-72A</b> 16110-61170 ( 16100-69415 W/FAN CLUTCH NO. )	3F	4000	LAND CRUISER	FJ62V	(84.11-90.01)	
<b>GWT-73A</b> 16110-61180 ( 16100-69255 16100-69155 W/FAN CLUTCH NO. )	3F	4000	LAND CRUISER	FJ62V	(84.11-87.08)	
	3FE	4000		FJ62G	(88.08-90.01)	
<b>GWT-74A</b> 16100-69105/6 16100-69235	3F	4000	LAND CRUISER	FJ-7#(ATM)	(84.11-)	







# TOYOTA

PART NO.		APPLICATION GUIDE				
<b>GWT-75A</b> 16100-69115		3F	4000	LAND CRUISER FJ-70	(84-)	
<b>GWT-76A</b> 16120-45151				FORKLIFT (USA)		
<b>GWT-77A</b> 16110-79025 ( 16100-79075 16100-79185 W/HOUSING NO. )		3S	2000	CALDINA SR40G/50G	(96.10-01.11)	
	3SFE	2000	CAMRY ST162/162C/163/170/170G/171	(87.08-92.11)		
	3SFSE	2000	CAREN ST180/181/182/183	(89.09-93.09)		
	4SFE	1800	CARINA ST190/190G/190Y/191/191G	(92.02-97.08)		
	4SFI	1800	CELICA ST195/195G/198V	(92.02-02.06)		
	5SFE	2200	CORONA ST200/01/02/03/06/07/08/10/15/15G	(93.09-)		
			GAIA SV21/22/25/30/32/33/35	(86.08-90.07)		
			HARRIER SV40/41/42/43/50/50G/55/55G	(94.06-98.06)		
			IPSAM SX80/80Y/90/100	(88.08-01.06)		
			LITEACE NOAH SXA10C/10G/10W/11G/11W/15G/16G	(97.12-00.05)		
			MARK II SXM10G/15G	(96.05-01.05)		
			NADIA SXN10/10H/15/15H	(98.07-02.08)		
			RAV4 SXU10W/15W	(97.12-00.11)		
			SCEPTER SXV10/15/15W/20/20W/25/25W	(92.11-01.12)		
			TOWNACE NOAH			
<b>GWT-78A</b> 16110-15070 16110-19076 16110-19085/6 ( 16100-19205 W/HOUSING NO. )		4AF	1600	COROLLA AE91	(87.05-92.05)	
	4AFE	1600	SPRINTER AE91G	(87.08-91.09)		
	4AFHE	1600	CARIB AE95	(87.10-91.06)		
	5AF	1500	CARINA AE95G	(88.02-95.08)		
	5AFE	1500	AT170/170G	(88.05-92.08)		
	5AFHE	1500	AT171/175	(88.05-92.08)		
<b>GWT-79A</b> 16100-59155 16100-59257		2L	2400	CHASER LH100/102/103/107/109/110/113/115	(89.08-93.08)	
	3L	2800	COASTER LH117/119/120/123/125/129/150	(89.08-94.12)		
	5L	3000	COMFORT LH162V/168V/172K/172V	(98.08-05.03)		
			CRESTA LH178V/182K/184B/186B/188K	(98.08-05.03)		
			CROWN LH80/82K/85/90/95	(88.08-01.08)		
			DYNA LN147/167/172H	(97.08-05.03)		
			HIACE LXH43V/49V	97.06-02.05		
			HILUX LY102/112/122/132/152/162/202/212	99.05-01.07		
			LAND CRUISER LY220/228K/230/240V/270/280/290V	(01.07-05.03)		
			MARK II			
			QUICK DELIVERY			
			REGIUS			
			TOYOACE			
	DIESEL					
<b>GWT-80A</b> 16100-69215		3VZE	3000	HILUX 4-RUNNER PICK-UP	(88-92)	







# TOYOTA

PART NO.	APPLICATION GUIDE					
<b>GWT-81A</b> 16100-69225	3VZE	3000	HILUX 4-RUNNER PICK-UP		(88-92)	
<b>GWT-82A</b> 16100-49756 16100-49805	7M 7MGE 7MGTEU	3000 3000 3000	CHASER CRESTA CROWN MARK II SOARER SUPRA	MA70 MS135 MS137 MX83 MZ20 MZ21	(86.02-90.08) (87.09-91.10) (87.09-91.10) (88.08-93.02) (86.01-91.04) (86.01-91.04)	
<b>GWT-83A</b> 16110-19135(AISIN NO.) 16110-19205(AISIN NO.) 16110-19145(AISAN NO.) ( 16100-19295 W/HOUSING NO. )	4AFE 5AFE	1600 1500	CARINA CORONA SPACIO SPRINTER COROLLA	AE100/100G/101/104/104G AE109V/110/111/111G/111N/114/114G AT190/192 AT210/212	(91.06-00.08) (96.05-02.06) (92.02-96.01) (96.01-01.12)	
<b>GWT-83AH</b> 16100-19295	4AFE 5AFE	1600 1500	CARINA CORONA SPACIO SPRINTER COROLLA	AE100/100G/101/104/104G AE109V/110/111/111G/111N/114/114G AT190/192 AT210/212	(91.06-00.08) (96.05-02.06) (92.02-96.01) (96.01-01.12)	
<b>GWT-84A</b> 16100-50020/1/2	1UZFE	4000	ARISTO CELSIOR CROWN SOARER	UCF10/11 UCF20/21 UZS131 UZS141 UZS143/145/147/151/155/157 UZZ30/31/32	(89.11-94.10) (94.10-97.07) (89.08-91.10) (91.10-95.08) (92.10-97.08) (91.05-97.09)	
<b>GWT-85A</b> 16100-79155	1RZ 2RZ	2000 2400	HIACE VAN WAGON COMMUTER	RZH100/101/102/110/112 RZH122/124	(89.08-94.12) (89.08-94.12)	
<b>GWT-86A</b> 16110-19185(AISIN NO.) ( 16100-19305 W/HOUSING NO. )	7AFE	1800	CALDINA CARINA CORONA SPACIO COROLLA SPRINTER	AE115G AE115N AT191 AT191G AT211 AT211G	(95.08-02.07) (97.01-01.05) (94.08-96.08) (96.01-97.08) (96.08-01.12) (97.08- )	
<b>GWT-86AH</b> 16100-19265 16100-19305	7AFE	1800	CALDINA CARINA COROLLA CORONA SPACIO SPRINTER CARIB	AE115G AE115N AT191 AT191G AT211 AT211G	(95.08-02.07) (97.01-01.05) (94.08-96.08) (96.01-97.08) (96.01-01.12) (97.08- )	








# TOYOTA

PART NO.	APPLICATION GUIDE			
<b>GWT-87A</b> 16101-76030  ( 16100-79165 W/HOUSING NO. )	2TZFE 2400 2TZFZE 2400	ESTIMA TCR10G/11G/20G/21G PREVIA TCR10W/11W/20W/21W	(92.01-99.12) (93.02-99.12)	
<b>GWT-88A</b> 16110-61071 16110-61120  ( 16100-61071 16100-61120 +F/C+PULLEY NO. )	2F 4200	LAND CRUISER FJ56 FJ60V FJ61V	(79.02-80.07) (80.08-82.10) (82.10-84.11)	
<b>GWT-89A</b> 16110-61081 16110-61130	2F 4200	LAND CRUISER FJ60V FJ61V	(80.08-82.10) (82.10-84.11)	
<b>GWT-90A</b> 16100-69345	3VZ 3000	HILUX VZN130G 4-RUNNER	(92-)	
<b>GWT-91A</b> 16100-19235	1HDFT 4200 1HDFTE 4200 1HDT 4200 1HZ 4200 1PZ 3500  DIESEL	LAND CRUISER HDB20/30/31/50/51,HDJ81V/101K DYNA HZB30/31/36V COASTER HZB40/41/46V/50/56V HZJ70/70V/71/71V/73HV/74K/74V HZJ75/76K/76V/77HV/77V/79/81V PZJ70/70V/77HV/77V	(90.01-05.03) (90.01-93.01) (93.01-05.03) (90.05-99.08) (90.05-99.08) (90.01-94.01)	
<b>GWT-92A</b> 16100-29085	1MZFE 3000 2MZFE 2500	ALPHARD MCR30W/40W AVALON MCU10W/15W CAMRY MCU20W/25W ESTIMA MCU30W/31W/35W/36W HARRIER MCV20/20W/21/21W/25W KLUGER MCV30 MARK II MCX10/20 PRONARD MNH10W/15W WINDOM VISTA	(99.12- ) (97.12-05.03) (00.11-04.02) (03.02-04.07) (96.08-01.07) (01.07- ) (95.03-) (02.05- )	

# TOYOTA








PART NO.	APPLICATION GUIDE			
<p><b>GWT-93A</b> 16110-19106 WITH PRESSED PULEY</p> <p>( 16100-19195 W/HOUSING NO. )</p>	<p>2E 1300 2EELU 1300 2ELJ 1300 2ELU 1300 2ETELU 1300 4E 1300 4EF 1300 4EFE 1300 4EFTE 1300 3E 1500 3ETE 1500 5EFE 1500 5EFHE 1500</p>	<p>CALDINA EE101/102V/103V/104G/107V/108G/111 (91.06-98.04) CARINA EE80/90/96V/97G/98V (85.05-91.09) COROLLA II EL30/31/41/43/44/45 (86.05-95.08) COROLLA EL51/52/52C/53/54/54C/55 (94.09-99.07) SPRINTER EP71/76V/82/85/91/95 (84.10-99.07) SERA ET176V/196V (87.12-98.05) CYNOS EXY10 90.03-95.12 CORONA STARLET CORSA TARCEL</p>		
<p><b>GWT-94A</b> 16100-69085 16100-69275/95/96 16100-64H02 16100-64H03</p>	<p>1C 1800 2C 2000 2CL 2000 2CT 2000 3CE 2200 3CT 2200 3CTE 2200</p> <p>DIESEL</p>	<p>CALDINA CE100/100G/10G/102G/104/105V (91.06-02.06) CAMRY CE106V/107V/108G/109V/110 (91.06-02.06) CARINA CE113/114/116/121/121G (98.04-04.04) COROLLA CE90/95/96V/97G (87.05-91.09) CORONA CM30G/31V/35V/36V/40G/40V (85.09-92.01) DELIBOY CM50/51/52/55/60/61/65 (86.10-99.06) GAIA CM70/75/80/85 (99.06-04.08) IPSAM CR21G/26V/27V/28G/30G/37V/37G (83.04-96.10) LITEACE(NOAH) CR40G/41V/42V/50G/51V/52V (96.10-04.07) MASTERACE CT140/141/147V/150/170/170G/176V (82.01-92.11) TOWNACE(NOAH) CT190/190G/190Y/195/196V/197V/198V (92.02-02.06) AVENSIS CT199V210/211/215/216G/216G (96.01-) CV20/30,CXC10 (86.08-94.06) CXM10G (97.09-04.09)</p>		
<p><b>GWT-95A</b> 16110-49115(AISAN NO.)</p> <p>( 16100-49835/6/7 W/HOUSING NO. )</p>	<p>2JZ 3000 2JZGE 3000</p>	<p>SUPRA LZA80 TWIN CAM (95-) LEXUS GS300,SC300</p>		
<p><b>GWT-96A</b> 16100-79245</p>	<p>27LPG 2700 2RZFE 2500 3RZFE 2700</p>	<p>DYNA BU68DH (93-95) TOYOACE T100 4-RUNNER</p>		
<p><b>GWT-97A</b> 16100-69395</p>	<p>5VZFE 3400</p>	<p>TACOMA T100 (95-) 4-RUNNER</p>		
<p><b>GWT-98A</b> 16100-09080 16100-29095</p> <p>94858649</p>	<p>1ZZGE 1800</p>	<p>CELICA (98-) COROLLA MR SPYDER  CHEVROLET PRIZM</p>		

# TOYOTA





PART NO.	APPLICATION GUIDE			
<b>GWT-99A</b> 16100-69325	1FZFE	4500	LAND CRUISER FZJ80G	(92.08-98.01) 
<b>GWT-100A</b> 16100-29115 16100-97441	1SZ	1000	VITZ SCP10 PLATZ SCP11 YARIS <div style="border: 1px solid black; padding: 5px; display: inline-block; margin-top: 10px;"><b>3 BOLT FLANGE</b></div>	99- 
<b>GWT-101A</b> 16100-29155	1NZ 1500 1NZFE 1500 1NZFNE 1500 1NZFXE 1500 2NZ 1300 2NZFE 1300		ALLION NCP10/12/13/15/16/19/20/21/25 (99.09-04.03) bB NCP30/31/34/35 (00.01-04.02) COROLLA NCP50V/51V/52V/55V/58G/59G (02.06-04.02) FUNCARGO NCP60/61/65/70/75/85G (02.04-04.03) IST NCZ20/25 (03.04-04.02) PORTE NHW11/20 (00.05-04.02) PREMIO NLP51V (02.06-05.03) PRIUS NNP10/11 (04.07- ) PROBOX NZE120/121/121G/121N/124/124G/127 (00.08-04.04) RAUM NZT240 (01.12-04.02) SIENTA SPACIO SUCCEED VITZ/PLATZ WILL(CYPHA)	
<b>GWT-102A</b> 16100-29125	1SZ	1000	VITZ SCP10 PLATZ SCP11 <div style="border: 1px solid black; padding: 5px; display: inline-block; margin-top: 10px;"><b>4 BOLT FLANGE</b></div>	(99-) 
<b>GWT-103A</b> 16100-69405	5VZ 5VZFE		TUNDRA T100 V-6 (95-98) TACOMA VCH10W/16W/22K/28K (99-) HIACE VZN185W (95-) HILUX VZN180W (98-)	
<b>GWT-104A</b> 16100-78300-71	1Z	2000	FORKLIFT TFD20/23/25/28/30 (86-) 2/2.25/2.5/2.75/3.0t TYPE	
<b>GWT-105A</b> 16120-78120-71 16120-96120-71	5K	1486	FORKLIFT 5FGL-10/20 (95-)	







# TOYOTA

PART NO.		APPLICATION GUIDE				
<b>GWT-106A</b> 16100-69385		3000	4-RUNNER PICK UP	V-6	(94-95)	
<b>GWT-107A</b> 16110-79035 16110-79105 16110-79115		3SGE 2000 3SGTE 2000	CAMRY VISTGA CARINA CELICA CORONA MR2	ST165/171 ST182/183/183C ST185/185H ST205 SV32/33 SW20	(87.10-92.02) (89.09-93.09) (89.10-93.09) (94.02-99.08) (90.07-92.06) (89.12-99.08)	
<b>GWT-108A</b> 16100-59105		2B 3200 3B 3400 13BT 3400  DIESEL	LAND CRUISER DYNA COASTER	BB20/21/26V/30/31/36V BJ60V BJ61V BJ70/70V/71V/73V/74V	(82.05-90.01) (80.08-82.10) (82.10-86.08) (84.11-90.01)	
<b>GWT-109A</b> 16100-59075 16100-59076		B 3000 2B 3200 3B 3400  DIESEL	DYNA TOYOACE COASTER	BB11 BU60 BU70V BU70VH BU80 BY30	(80.08-82.04) (84.09-88.08) (84.09-88.08) (84.09-88.08) (84.09-88.08) (80.09-83.08)	
<b>GWT-110A</b> 16100-59165 16100-59166 16100-59245		11B 3000 14B 3700 14BT 3700 15B 4100 15BCNG 4100 15BF 4100 15BFP 4100 15BFT 4100 15BLPG 4100 3B 3400 B 3000  DIESEL	DYNA COASTER TOYOACE	BU100/100A/102/102A/102D/102H BU105/107/112/112A/112D/120V/122V BU132/137/140/142/145/147 BU162/162A/162D/172/182 BU202/212/212K/222 BU60VH BU61/66/66D/66DH/66H/67/67D BU68VH/72/72D/72DH/72H/73/74/78 BU84/87/87V/88/91/94/96 BZB40/50 BZU300/300A/340/410 FB4JEAT/5B### RZU100A/100H XZU301A/301G/302/341/342/412	(95.05-99.06) (95.05-99.06) (95.05-99.05) (95.05-99.06) (95.05-99.05) (86.01-95.05) (88.08-95.05) (95.05-99.08) (88.08-95.05) (02.03- ) (03.06- ) (95.05-99.05) (99.05-00.07) (00.05-04.06)	
<b>GWT-111A</b> 16100-79115 16100-79116 16100-79116		1GFE 2000	CHASER CRESTA CROWN MARK II SOARER SUPRA	GA70 GS130/130G/130W/131/131H/136V GS141/151/151H GX100 GX70G/81/90 GZ20	(88.08-90.08) (87.09-99.04) (93.08-98.08) (96.09-98.08) (88.10-97.04) (89.01-91.04)	
<b>GWT-112A</b> 16100-59185 16110-59186		14B 3700 15BF 4100 15BFT 4100 3B 3400 4B 3700  DIESEL	LAND CRUISER DYNA COASTER	BB21/23/24/26V/31 BB40/46V/55/58 BJ70/70V/73V BU280K/281K BU297	(83.02-93.01) (93.01-99.07) (87.08-90.01) (99.08-04.06) (97.01-99.05)	






# TOYOTA

PART NO.	APPLICATION GUIDE		
<b>GWT-113A</b> 16100-55010/1 16100-55020 16100-59235	1N 1500 1NT 1500          DIESEL	COROLLA II NL30 (86.05-90.09) STARLET NL40 (90.09-94.09) TARCEL NL50 (94.09-99.07) SPRINTER NP70/76V (86.12-89.12) NP80 (89.12-95.09) NP90 (96.01-99.07)	
<b>GWT-114A</b> 16100-79037  <u>HEAVY DUTY TYPE</u> <u>OF GWT-54A</u>	1Y(YJ) 1600 2Y(YJ) 1800 2YPU 1800 2YU 1800 3Y(YJ) 2000 3YE 2000 3YEU 2000 3YP 2000 3YPE 2000 3YPU 2000 3YU 2000	CHASER LY161/162 (98.05-01.07) COMFORT YH50V/51G/51V/52V/57G (82.12-89.08) CORONA YH61G/61V/61VH/62V (82.12-89.08) CRESTA YH71B/71V/80/81 (82.12-95.05) CROWN YM30G/31V/40G/55/60/65 (85.09-99.06) DYNA YN100/105/107/130G (88.09-97.08) COASTER YN51/56/60/60V/61G61V/65 (84.11-89.03) HIACE YN80/81/85/86 (88.09-97.08) HILUX YR20G/21G/25V/26V/28G/30G/36G (82.11-96.10) LITEACE YS120/130 (83.08-95.12) MARK YU60/61D/70V/80 (84.09-95.05) TOWNACE YX70/70Y/72/72Y/76V/78V/80/80Y (84.08-97.04) MASTERACE YXS10/10H/11/11Y (95.12-04.06) TOYO ACE YY101/121/131/201/211 (95.05-01.07) YY50/51/52/61 (85.08-95.05)	
<b>GWT-115A</b> 16100-59256  <u>HEAVY DUTY TYPE</u> <u>OF GWT-79A</u>	2L 2400 3L 2800 5L 3000          DIESEL	CHASER LH100/102/103/107/109/110/113/115 (89.08-93.08) COASTER LH117/119/120/123/125/129/150 (89.08-94.12) COMFORT LH162V/168V/172K/172V (98.08-05.03) CRESTA LH178V/182K/184B/186B/188K (98.08-05.03) CROWN LH80/82K/85/90/95 (88.08-01.08) DYNA LN147/167/172H (97.08-05.03) HIACE LXH43V/49V (97.06-02.05) HILUX LY102/112/122/132/152/162/202/212 (99.05-01.07) LAND CRUISER LY220/228K/230/240V/270/280/290V (01.07-05.03) MARK II QUICK DELIVERY REGIUS TOYOACE	
<b>GWT-116A</b> 16110-69045  ( 16100-69455/6 ) W/HOUSING NO.	1KDFTV 3000 1KZ 3000 1KZTE 3000 2KDFTV 2500	GRANVIA KCH10W/12K/16W/40G/40W/46G/46W (95.08-02.05) HIACE KDJ120W/121W/125 (02.11- ) LAND CRUISER KDJ90W/95W,KDN185G/185W (00.08-02.11) REGIUS KDY220/230/240V/270/280/290V (04.08- ) TOYO ACE KZH100/106/10/116/120/126 (89.08-94.12) KZH100G/106G/106W/110G/116G/120G (93.08-05.03) KZH126G/132V/138V (93.08-05.03) KZN130G/130W (93.08-95.11) KZN185G/185W,KZJ90W/95W (95.11-00.08)	

# TOYOTA

PART NO.	APPLICATION GUIDE		
<b>GWT-116AH</b> 16100-69355 16100-69356	1KDFTV 3000 1KZ 3000 1KZTE 3000 2KDFTV 2500	GRANVIA KCH10W/12K/16W/40G/40W/46G/46W (95.08-02.05) HIACE KDJ120W/121W/125 (02.11- ) LAND CRUISER KDJ90W/95W,KDN185G/185W (00.08-02.11) REGIUS KDY220/230/240V/270/280/290V (04.08- ) TOYO ACE KZH100/106/10/116/120/126 (89.08-94.12) KZH100G/106G/106W/110G/116G/120G (93.08-05.03) KZH126G/132V/138V (93.08-05.03) KZN130G/130W (93.08-95.11) KZN185G/185W,KZJ90W/95W (95.11-00.08)	
<b>GWT-117A</b> 16110-19107	4EFE 1300 4EFTE 1300 5EFE 1500 5EFHE 1500	CALDINA EE102V/103V/104G/111 (94.01-02.06) COROLLA EL51/52/52C/53/54/54C/55/91/95 (94.09-99.07) COROLLA II ET196V (92.11-02.06) CORSA EXZ10/15 (97.05- ) RAUM SERA STARLET	
<b>GWT-117AH</b> 16100-19126 16100-19225 16100-19226	2E 1300 2EELU 1300 2ETELU 1300 3E 1500 3EE 1500 3ETE 1500 4EF 1300 4EFE 1300 4EFTE 1300 5EFE 1500 5EFHE 1500	TARCEL EE101 (91.06-95.05) STARLET EE102V/103V/104G (94.01-02.06) SERA EE106V/107V/108G (91.09-94.01) RAUM EE111 (95.05-00.08) CORONA EE90/96V/97G/98V (87.08-91.09) COROLLA EL31 (88.05-90.09) COROLLA II EL41/43/45 (90.09-94.09) CARINA EL44 (91.01-95.08) CALDINA EL51/52/53/55 (94.09-99.07) CORSA EL52C/54/54C (95.08-99.07) CYNOS EP71 (84.10-89.12) EP82/85 (89.12-96.01) EP91/95 (96.01-99.07) ET176V (88.05-92.11) ET196V (92.11-02.06) EXY10 (90.03-95.12) EXZ10 (97.05- ) EXZ15 (97.08- )	
<b>GWT-118A</b> 16110-49147 16110-49148 ( 16100-49868 W/HOUSING NO. )	1JZFSE 2500 1JZGE 2500 2JZFSE 3000 2JZGE 3000	BREVIS JCG10/11/15 (98.05-) CHASER JKS175 (01.08- ) CRESTA JZS151/153/155 (95.08-01.08) CROWN JZS171/173/175/177/179 (99.09-) MARK II JZS171W/173W/175W (99.12-) PROGRES JZX100/101/105 (96.09-01.06) VEROSSA JZX110/115 (00.10-04.11) JZX110W/115W (02.01- )	





# TOYOTA

PART NO.	APPLICATION GUIDE			
<b>GWT-118AH</b> 16100-49867 16100-49868	1JZFSE 2500 1JZGE 2500 2JZFSE 3000 2JZGE 3000	BREVIS JCG10/11/15 (98.05-) CHASER JKS175 (01.08- ) CRESTA JZS151/153/155 (95.08-01.08) CROWN JZS171/173/175/177/179 (99.09-) MARK II JZS171W/173W/175W (99.12-) PROGRES JZX100/101/105 (96.09-01.06) VEROSSA JZX110/115 (00.10-04.11) JZX110W/115W (02.01- )		
<b>GWT-119A</b> 16100-0H030 16100-28040	1A 2000 2A 2400	RAV4 ACA20W/21W (00.05-04.02) AVENSIS AZT250/2,AZT255/W (03.07-04.04) ALION AZT240 (01.12-04.12) ALPHARD ANH10W/15W (02.05-04.05) IPSUM ACM21W/26W (01.05-04.02) WISH ANE10G/11W (03.04-04.02) NOAH/VOXY AZR60G/65G (01.11-04.08) ESTIMA ACR30W/40W (00.02-04.02) HARRIER ACU10W/15W/30W/35W (00.11-) CALDINA AZT241W/246W (02.09-)		
<b>GWT-120A</b> 16110-49095/6/7 16110-49105/25/26 ( 16100-49837 W/HOUSING NO. )	1JZ 2500 2JZ 3000	CROWN JZA80,JCG11 (93.05-02.08) ARISTO JZS130G/131/133/135 (91.10-98.09) SUPRA JZS141/143/145/147/149 (91.10-97.08) CHASER JZS151/153/155/157 (95.08-02.01) SOARER JZX90/91/93/101/105 (92.10-01.06) MARK JZZ31 (94.01-00.12) PROGRES		
<b>GWT-120AH</b> 16100-49816 16100-49835 16100-49836 16100-49837	1JZ 2500 2JZ 3000	CROWN JZA80,JCG11 (93.05-02.08) ARISTO JZS130G/131/133/135 (91.10-98.09) SUPRA JZS141/143/145/147/149 (91.10-97.08) CHASER JZS151/153/155/157 (95.08-02.01) SOARER JZX90/91/93/101/105 (92.10-01.06) MARK JZZ31 (94.01-00.12) PROGRES		
<b>GWT-121A</b> 16110-19195 ( 16100-19285 W/HOUSING NO. )	4A 1600	CARINA AT210 (96.08-) COROLLA AE101G (96.05-00.08) SPRINTER AE111 (95.05-00.08) AE111G (96.05-01.08)		
<b>GWT-122A</b> 16110-79135 ( 16100-79225 W/HOUSING NO. )		CALDINA ST195G (95.05-97.08) CARINA ST202/202C/205/206 (93.09-99.08) CORONA ST210G/215G/215W/246W (99.12-) CELICA SW20 (89.12-99.08) MR2 SXA10W/11W (96.08-00.05) RAV4 SXE10 (98.10-) ALTEZZA		

# TOYOTA

PART NO.	APPLICATION GUIDE				
<b>GWT-123A</b> 16100-29135			AVENSIS    DIESEL		
<b>GWT-124A</b> 16100-29145	2ZZGE	1800	WILL            ZZE123 ALLEX          ZZE123G COROLLA      ZZE128 VOLTZ          ZZE137 CELICA        ZZE231	(01.01-) (00.08-05.03) (01.04-04.04) (02.05-04.02) (99.08-)	
<b>GWT-126A</b> 16100-78010 16100-78011	1W	4000	TOYOACE    WU75D DYNA        WU85 WU90 WU93 WU95	(84.09-95.05) (89.10-95.05) (84.09-95.05) (91.09-95.05) (84.09-95.05)	
<b>GWT-127A*</b> ( 16100-78102-71 W/HOUSING NO. )			FORKLIFT AIRCON BUS		
<b>GWT-128A*</b> ( 16100-10941-71 W/HOUSING NO. )			FORKLIFT AIRCON BUS		
<b>GWT-129A</b> 16110-19125	4A	1600	COROLLA    AE101	(91.06-98.08)	
<b>GWT-130A</b> 16100-78060	S05C		DYNASAURUS	(2002)	

# TOYOTA

PART NO.	APPLICATION GUIDE		
<b>GWT-131A</b> 16100-79255 16100-79445 16100-79465	1TRFE 2000 27LPG 2700 3RZFE 2700 3RZFP 2700 3RZFPE 2700	QUICK DELIVERY BU280K (00.01-03.06) GRANVIA BU68DH (93.11-95.05) DYNA LY230/LY280 (01.07-05.03) TOYOACE RCH11W/41W/47W (95.08-02.05) HIACE RZJ120W/125W (02.09-04.08) TOURING HIACE RZJ90W/95W (97.04-02.09) HILUX RZN169H/174H (99.08-) LAND CRUISER RZN180W/185W (98.07-02.11) REGIUS RZN215W (02.11-04.08) REGIUS ACE RZU100/100A/140 (95.05-00.07) RZU301/340 (00.05-) RZU68VH (96.10-99.08) TRH102V/112K/112V/122K/124B (03.07-) XZU281K (04.06-)	
<b>GWT-132A</b> 16100-19275 16100-19276	7K 1800 7KE 1800	TOWNACE KM70 (99.06-) TOWNACE NOAH KM75 (99.06-) LITEACE KM80 (99.06-) LITEACE NOAH KM85 (99.06-) KR42V (96.11-) KR52V (04.12-)	
<b>GWT-133A</b> 16100-29415	1ZZFE 1800	MR-S ZCA25W/26W (00.05-04.02) RAV4 ZCT10/15 (00.04-04.02) WILL ZNE10G/14G (03.01-04.02) ALLION ZZE122/124/124G/124N (00.08-04.04) ALLEX ZZE122G (00.08-) WISH ZZE122N (01.05-04.02) VOLTZ ZZE127/129 (01.04-04.04) OPA ZZE138 (02.05-04.02) CALDINA ZZT230 (99.08-) COROLLA ZZT240 (01.12-04.02) SPACIO ZZT241W (02.09-04.04) CELICA ZZT245 (01.12-04.02) VISTA ZZV50/50G (98.06-03.07) PREMIO ZZW30 (99.10-)	
<b>GWT-134AH</b> 16100-97205  <u>(GWT-134AH=GWD-50AH)</u>	EJDE 1000 EJVE 1000	DUET M100A/110A (98.09-04.05)	
<b>GWT-135A</b> 16100-29195 16100-29196 16100-29206	1NDTV 1400	PROBOX NLP51V (02.06- ) SUCCEED	
<b>GWT-136A</b> 16100-29116	1SZFE 1000 2SZ 1300 2SZFE 1300	PLATZ SCP11 (99.08-04.03) VITZ SCP10 (99.01-04.02) SCP90 (05.01- ) SCP13 (02.12-04.02)	

# TOYOTA









PART NO.	APPLICATION GUIDE	
----------	-------------------	--

<b>GWT-138A</b> 16100-79265 16100-79455	1RZ      2000 1RZE     2000 2RZE     2400	<table style="width: 100%; border-collapse: collapse;"> <tr><td style="width: 30%;">DYNA</td><td style="width: 30%;">RCH42V</td><td style="width: 40%;">(97.06-02.05)</td></tr> <tr><td>HIACE</td><td>RZH100G</td><td>(89.08-95.08)</td></tr> <tr><td>HILUX</td><td>RZH101G/111G</td><td>(89.08-05.03)</td></tr> <tr><td>REGIUS</td><td>RZH102V/112K/112V/124B</td><td>(89.08-03.07)</td></tr> <tr><td>REGIUS ACE</td><td>RZH110G/122V</td><td>(89.08-93.08)</td></tr> <tr><td>TOYO ACE</td><td>RZH125B</td><td>(98.08-03.07)</td></tr> <tr><td>COASTER</td><td>RZH133S</td><td>(95.08-05.03)</td></tr> <tr><td></td><td>RZH133V</td><td>(95.08-99.07)</td></tr> <tr><td></td><td>RZH182K/183K</td><td>(00.12-03.07)</td></tr> <tr><td></td><td>RZN147</td><td>(97.08-05.03)</td></tr> <tr><td></td><td>RZN152H</td><td>(99.08-05.03)</td></tr> <tr><td></td><td>RZN167</td><td>(97.08-99.08)</td></tr> <tr><td></td><td>RZY220/230</td><td>(01.07- )</td></tr> </table>	DYNA	RCH42V	(97.06-02.05)	HIACE	RZH100G	(89.08-95.08)	HILUX	RZH101G/111G	(89.08-05.03)	REGIUS	RZH102V/112K/112V/124B	(89.08-03.07)	REGIUS ACE	RZH110G/122V	(89.08-93.08)	TOYO ACE	RZH125B	(98.08-03.07)	COASTER	RZH133S	(95.08-05.03)		RZH133V	(95.08-99.07)		RZH182K/183K	(00.12-03.07)		RZN147	(97.08-05.03)		RZN152H	(99.08-05.03)		RZN167	(97.08-99.08)		RZY220/230	(01.07- )
DYNA	RCH42V	(97.06-02.05)																																							
HIACE	RZH100G	(89.08-95.08)																																							
HILUX	RZH101G/111G	(89.08-05.03)																																							
REGIUS	RZH102V/112K/112V/124B	(89.08-03.07)																																							
REGIUS ACE	RZH110G/122V	(89.08-93.08)																																							
TOYO ACE	RZH125B	(98.08-03.07)																																							
COASTER	RZH133S	(95.08-05.03)																																							
	RZH133V	(95.08-99.07)																																							
	RZH182K/183K	(00.12-03.07)																																							
	RZN147	(97.08-05.03)																																							
	RZN152H	(99.08-05.03)																																							
	RZN167	(97.08-99.08)																																							
	RZY220/230	(01.07- )																																							






<b><u>DISCONTINUED</u></b>		<u>GWT-07A(16100-60010/1)</u> <u>GWT-39F(16210-41050)</u> <u>GWT-40F(16210-41060/70)</u> <u>GWT-56A(16100-59025/6)</u>
----------------------------	--	---

# VOLKSWAGEN









PART NO.	APPLICATION GUIDE	
<b>GWVW-04A</b> 048-121-011 060-121-010 060-121-011		AUDI 100 4cyl PORSCHE924 
<b>GWVW-05A</b> 052-121-005 052-121-005A 052-121-019		 <div style="border: 1px solid black; padding: 5px; display: inline-block; margin-top: 20px;">DISCONTINUED</div>
<b>GWVW-06A</b> 069-121-004 069-121-005D	79-	LT28,31,35,40 5,6cyl (2400cc) diesel 
<b>GWVW-07A*</b> ( 026-121-005A 026-121-005C 026-121-010C W/HOUSING NO. )	81-	NEW SANTANA PASSAT RABBIT,SCIROCCO 
<b>GWVW-07AH</b> 026-121-005A 026-121-005C 026-121-010C	81-	NEW SANTANA PASSAT RABBIT,SCIROCCO 
<b>GWVW-08A</b> 059-121-011B/C/D/F		AUDI 100S,LS,GL 
<b>GWVW-09A*</b> ( 026-121-010A 056-121-005A 056-121-013A 068-121-005/AV/B/C W/HOUSING NO. )	73-79	DERBY 1300 GLS GOLF 1500,1600 diesel PASSAT 1300,1600 SCIROCCO 1500,1600 DASHER,RABBIT USA 
<b>GWVW-09AH</b> 026-121-010A 056-121-005A 056-121-013A 068-121-005/AV/B/C	73-79	DERBY 1300 GLS GOLF 1500,1600 diesel PASSAT 1300,1600 SCIROCCO 1500,1600 DASHER,RABBIT USA 



# VOLKSWAGEN

PART NO.	APPLICATION GUIDE	
<p><b>GWVW-11A*</b></p> <p>026-121-005A/C 026-121-010C/F 037-121-010A/F 068-121-005A W/HOUSING NO.</p>	<p>79- 82-92 76-90 82- 81-  81-91  81-  81-  92-</p>	<p>AUDI 80 1300,1600,1800,1900,2000cc (Inc diesel, &amp; T diesel) AUDI 90 1600,1900cc (T diesel) AUDI 100 1600,1800cc VW CADDY 1500,1600,1800cc (Inc diesel, &amp; T diesel) VW GOLF 1500,1600,1800cc (Inc diesel, &amp; T diesel) VW JETTA,SCIROCCO 1500,1600,1800cc (Inc diesel, &amp; T diesel) VW PASSAT 1300,1600,1800,1900,2000cc (Inc diesel, &amp; T diesel) VW TRANSPORTER 1600,1800,2000cc (Inc diesel, &amp; T diesel) VW VENTO 1800,1900,2000cc (Inc diesel, &amp; T diesel)</p> 
<p><b>GWVW-11AH</b></p> <p>026-121-005A/C 026-121-010C/F 037-121-010A/F 068-121-005A</p>	<p>79- 82-92 76-90 82- 81-  81-91  81-  81-  92-</p>	<p>AUDI 80 1300,1600,1800,1900,2000cc (Inc diesel, &amp; T diesel) AUDI 90 1600,1900cc (T diesel) AUDI 100 1600,1800cc VW CADDY 1500,1600,1800cc (Inc diesel, &amp; T diesel) VW GOLF 1500,1600,1800cc (Inc diesel, &amp; T diesel) VW JETTA,SCIROCCO 1500,1600,1800cc (Inc diesel, &amp; T diesel) VW PASSAT 1300,1600,1800,1900,2000cc (Inc diesel, &amp; T diesel) VW TRANSPORTER 1600,1800,2000cc (Inc diesel, &amp; T diesel) VW VENTO 1800,1900,2000cc (Inc diesel, &amp; T diesel)</p> 
<p><b><u>DISCONTINUED</u></b></p>		<p><b><u>GWVW-10A(035-121-004A,035-121-005E)</u></b></p>

# VOLVO

PART NO.	APPLICATION GUIDE	
<b>GWVO-01A</b> 270682-8 418327 419689 419691	61-75	120,130,142,144,145,210,220 1800 SPORTS  B18A/B/D,B20A/B/D/E 
<b>GWVO-02A *</b> ( 260787 1011740-7 32674392 3272024 W/HOUSING NO. )	75-76	DAF66 1289cc 343DL-GL  <b>GWVO-02A=(GWR-01A)</b> 
<b>GWVO-03A</b> 270681 275619 463425	74- 82-	240 series 360 series 244  B17,B19,B23 B21 eng 
<b>GWVO-04A</b> 1326342 1326342-1 270559-8 271275	85-	B300,B200 240740760 940960 
<b>GWVO-05A</b> 1269299-2 1269874-2		
<b>GWVO-06A</b> 1257185-7	79-	244,245 760 TURBO  5,6cyl diesel 
<b>GWVO-07A</b> 216470 271986		VOLVO 850,960 
<b>GWVO-08A</b> 271985-4	94-	850 series B5234F (TURBO) 2300cc 850 series B5254F 2400cc 

# **APPLICATION GUIDE**

# **AMERICAN MOTOR & JEEP**

## ***CAR NAME***

<b>ALIANCE</b>
<b>ENCORE</b>
<b>JEEP</b>
<b>MEDALLION</b>
<b>PASSENGER CARS</b>
<b>SUMMIT</b>
<b>TALON</b>
<b>VISION</b>

# AMC(AMERICAN MOTOR & JEEP)

CAR NAME	YEAR	MODEL / ENGINE / REMARK	GMB NO.	OEM NO.
<b>AMC(USA)</b>				
<b>MEDALLION</b>	83-86	2.5L(150) AMC ENG W/SERPENTINE BELT (4CYL)	<b>GWAM-05A</b>	J8134321
	83-86	2.5L(150) AMC ENG W/O SERPENTINE BELT (4CYL)	<b>GWAM-03A</b>	J8134320
	80-83	2.5L GMB ENGINE (4CYL)	<b>GWG-12A</b>	J8132274
	87-89	4.2L(258) W/SERPENTINE BELT (6CYL)	<b>GWAM-06A</b>	JR775047
	87-89	4.2L(258) W/O SERPENTINE BELT (6CYL)	<b>GWAM-07A</b>	JR775046
	81-86	4.2L(258) W/SERPENTINE BELT (6CYL)	<b>GWAM-05A</b>	J813421
	81-86	4.2L(258) W/O SERPENTINE BELT (6CYL)	<b>GWAM-03A</b>	J8134320
	71-74	232,258		J8120236
	75-79	232,258	<b>GWAM-01A</b>	J8125501
	69-72	ALL 290,304,343,360,3990,401 (8CYL)		J8120130
73-79	ALL 304,360,401 (8CYL)	<b>GWAM-04A</b>	J8125131	
<b>AMC EAGLE</b>				
<b>MEDALLION</b>	88-89	2.2L(132) (4CYL)		T1463182
	88-90	2.5L(150) (4CYL)	<b>GWAM-08A</b>	JR775122
	91-92	3.0L(181) TOP MOUNTED THERMO (6CYL)		T1464552
	91-92	3.0L(181) SIDE MOUNTED THERMO (6CYL)		J1466241
	88-90	3.0L(181) (6CYL)		T1464552
<b>SUMMIT</b>	89-94	1.5L(90) (4CYL)	<b>GWM-17A</b>	MD997076
	89-90	1.6L(98) (4CYL DOHC)	<b>GWM-53A</b>	MD997418
	92-94	1.8L(107) (4CYL)	<b>GWM-47A</b>	MD179030
	90-94	1.8L(112) (4CYL)	<b>GWM-46A</b>	MD997619
<b>TALON</b>	90-94	2.0L(122) (4CYL)	<b>GWM-44A</b>	MD997621
	92-94	2.4L(146) (4CYL)	<b>GWM-45A</b>	MD997622
<b>VISION</b>	93-94	3.3L(201) (6CYL)		5281175
	93-94	3.5L(215) (6CYL)		4556541
<b>AMC / RENAULT</b>				
<b>ALIANCE ENCORE</b>	83-87	1.4L (4CYL)	<b>GWR-10A</b>	T1462491
	84-87	1.7L (4CYL)	<b>GWR-06A</b>	T1463397
	87-87	2.0L (4CYL)	<b>GWR-06A</b>	T1463397
<b>AMC JEEP</b>				
<b>JEEP</b>	85-87	2.1L(126) DIESEL (4CYL)		J0775056
	91-94	2.5L(150) (4CYL)	<b>GWAM-09A</b>	4626054
	87-90	2.5L(150) W/SERPENTINE BELT (4CYL)	<b>GWAM-06A</b>	JR775047
	87-90	2.5L(150) W/O SERPENTINE BELT (4CYL)	<b>GWAM-07A</b>	JR775046
	83-86	2.5L(150) AMC ENG W/SERPENTINE BELT (4CYL)	<b>GWAM-05A</b>	J8134321
	83-86	2.5L(150) AMC ENG W/O SERPENTINE BELT (4CYL)	<b>GWAM-03A</b>	J8134320
	80-83	2.5L(151) GM ENGINE (4CYL)	<b>GWG-12A</b>	J8132274
	92-93	4.0L(242) GRAND CHEROKEE (6CYL-L6)	<b>GWAM-09A</b>	4626054
	91-94	4.0L(242) BRIARWOOD,CHEROKEE (6CYL-L6)	<b>GWAM-08A</b>	4626215
	91-94	4.0L(242) COMANCHE,WAGONEER (6CYL-L6)	<b>GWAM-08A</b>	4626215
	91-93	4.0L(242) WARANGER (6CYL-L6)	<b>GWAM-09A</b>	4626054
	86-90	4.0L(242)		JR775122
	87-90	4.2L(258) W/SERPENTINE BELT (6CYL-L6)	<b>GWAM-06A</b>	JR775047
	87-90	4.2L(258) WO SERPENTINE BELT (6CYL-L6)	<b>GWAM-07A</b>	JR775046
	81-86	4.2L(258) W/SERPENTINE BELT (6CYL-L6)	<b>GWAM-05A</b>	J8134321
	81-86	4.2L(258) WO SERPENTINE BELT (6CYL-L6)	<b>GWAM-03A</b>	J8134320
	80-80	4.2L(258) (6CYL-L6)	<b>GWAM-03A</b>	8134320
	75-79	232,258 (6CYL-L69)	<b>GWAM-01A</b>	8129459
	84-86	2.8L(173) (6CYL-V6)	<b>GWG-17A</b>	83500807
	65-71	225 (6CYL-V6)	<b>GWG-42A</b>	J0994149
	73-87	5.0L(304) (8CYL)	<b>GWAM-04A</b>	3234427
	93-94	5,2L GRAND CHEROKEE (8CYL)		53020280
	73-92	5.9L(360) (8CYL)	<b>GWAM-04A</b>	JR775050
	73-87	6.6L(401) (8CYL)	<b>GWAM-04A</b>	3234427
	71-72	304,360 (8CYL)		8120130
	68-69	350 (8CYL)	<b>GWG-43A</b>	1396346

**BEDFORD**

***CAR NAME***

AUTO BIANCHI

# BEDFORD

CAR NAME	YEAR	MODEL / ENGINE / REMARK	GMB NO.	OEM NO.
<b>BEDFOR (SEE VAUXHALL)</b>				
<b>AUTO BIANCHI</b>	71-86	A112(0.9L)	<b>GWFI-10A</b>	4384129
	76-85	A112(1.0L)	<b>GWFI-10A</b>	4384129
	85-89	Y10(1.0L)		5973713
	85-89	Y10(1.05L)	<b>GWFI-07A</b>	4336009
	85-89	Y10(1.1L)		5973713
	89-94	Y10(1.3L)	<b>GWFI-07A</b>	4336009

# BMW

*CAR NAME*

<b>3 SERIES</b>
<b>5 SERIES</b>
<b>6 SERIES</b>
<b>7 SERIES</b>
<b>ZI</b>



# BMW

CAR NAME	YEAR	MODEL / ENGINE / REMARK	GMB NO.	OEM NO.
	63-76	1500,1502,1600,1602,1800,1802,2000,2002	<b>GWBM-07A</b>	1151-1256-600
	68-77	2500,2800	<b>GWBM-05A</b>	1151-0786-800
	68-79	3.0,3.3	<b>GWBM-05A</b>	1151-0786-800
<b>3 SERIES</b>	81-83	315(E21)	<b>GWBM-01A</b>	1151-1258-933
	75-83	316(E21)	<b>GWBM-01A</b>	1151-1258-933
	83-87	316,316i(E30)	<b>GWBM-02A</b>	1151-1286-355
	87-91	316i(E30) M40ENG		1151-1715-292
	91-94	316i(E36)		1151-1727-123
	75-83	318,318i(E21)	<b>GWBM-01A</b>	1151-1258-933
	83-87	318i(E30) M10ENG	<b>GWBM-02A</b>	1151-1286-355
	87-91	M40ENG		1151-1715-292
	89-91	318is(E30) 16V M42ENG		1151-1721-872
	91-94	318i(E36)		1151-1727-123
	75-79	320,320i(E21) 4CYL	<b>GWBM-01A</b>	1151-1258-933
	77-81	6CYL FIXED FAN	<b>GWBM-03A</b>	1151-1267-187
	81-82	320(E21) 6CYL DISENGAGED FAN	<b>GWBM-04A</b>	1151-1711-492
	81-87	320,320i(E21,E30) 6CYL VISCOUS FAN	<b>GWBM-04A</b>	1151-1271-435
	87-91	320,320i(E30) 6CYL VISCOUS FAN	<b>GWBM-08A</b>	1151-1719-836
	91-94	320i(E36) 24V		1151-1722-536
	77-81	323i(E21) 6CYL FIXED FAN	<b>GWBM-03A</b>	1151-1267-187
	81-87	323i(E21,E30) 6CYL VISCOUS FAN	<b>GWBM-04A</b>	1151-1271-435
85-91	324D(E30)		1151-1284-247	
85-88	325i NON CATALYST ENG	<b>GWBM-04A</b>	1151-1271-435	
88-91	325i NON CATALYST ENG	<b>GWBM-08A</b>	1151-1719-836	
91-94	325i(E36)		1151-1722-536	
<b>5 SERIES</b>	75-82	518,518i(E12,E28)	<b>GWBM-01A</b>	1151-1258-933
	82-88	518,518i(E28)	<b>GWBM-02A</b>	1151-1286-355
	89-94	518i(E34)		1151-1715-292
	75-79	520,520i(E12) 4CYL	<b>GWBM-01A</b>	1151-1258-933
	77-81	6CYL	<b>GWBM-03A</b>	1151-1267-187
	81-88	520i(E28) VISCOUS FAN	<b>GWBM-04A</b>	1151-1271-435
	88-94	520i(E34)	<b>GWBM-08A</b>	1151-1719-836
	83-88	524D,524TD(E28)		1151-1284-247
	88-94	524TD(E34)		1151-2284-176
	73-79	525(E12)	<b>GWBM-05A</b>	1151-0786-800
	79-81	MANUAL	<b>GWBM-05A</b>	1151-1705-236
	79-81	AUTO	<b>GWBM-06A</b>	1151-1707-192
	81-87	525i(E28)	<b>GWBM-04A</b>	1151-1271-435
	87-90	525i(E34) 12V	<b>GWBM-08A</b>	1151-1719-836
	90-94	24V		1151-1722-536
	75-79	528,528i(E12)	<b>GWBM-05A</b>	1151-1705-236
	79-81	528i(E12)	<b>GWBM-06A</b>	1151-1707-192
81-87	528i(E28)	<b>GWBM-06A</b>	1151-1707-192	
79-94	535i(E12,E28,E34)	<b>GWBM-06A</b>	1151-1707-192	
<b>6 SERIES</b>	79-89	628CSi(E24)	<b>GWBM-06A</b>	1151-1707-192
	76-79	630CS,633CSi(E24)	<b>GWBM-05A</b>	1151-1705-236
	79-81	633CSi(E24)	<b>GWBM-06A</b>	1151-1707-192
	78-79	635CSi(E24)	<b>GWBM-05A</b>	1151-1705-236
	79-88	635CSi(E24)	<b>GWBM-06A</b>	1151-1707-192
<b>7 SERIES</b>	87-94	730(E32)	<b>GWBM-06A</b>	1151-1707-192
	77-79	728,730,733i(E23)	<b>GWBM-05A</b>	1151-1705-236
	79-87	728i,732i,733i,735i(E23)	<b>GWBM-06A</b>	1151-1707-192
	87-92	735i(E32) 3.5	<b>GWBM-06A</b>	1151-1707-192
	87-92	USA MODEL	<b>GWBM-05A</b>	
	80-83	745i(E23) 3.2	<b>GWBM-06A</b>	1151-1707-192
83-87	3.4	<b>GWBM-06A</b>	1151-1707-192	
<b>ZI</b>	90-94		<b>GWBM-08A</b>	1151-1719-836

# **BRITISH LEYLAND**

## ***CAR NAME***

ACCLAIM
ALLEGRO
AMBASSADOR
AUSTIN HEALEY
AUSTIN MORRIS(1100,1300)
AUSTIN MORRIS(1800)
CAMBRIDGE
DOLOMITE
ELF
FARINA
GT6
HERALD
ITAL
JAGUAR XJ6
KESTREL
LAND ROVER
LEYLAND DAF SHERPA
MAESTRO
MARINA
MAXI
METRO
MG MAGNETTE
MGB
MIDGET
MINI
MINOR
MONTEGO
OXFORD
PRINCES
RILEY
ROVER GROUP(213~827)
SD1
SPITFIRE
TOLEDO
TR5
TR6
TRIUMPH
VITESSE
WOLSELEY

# BRITISH LEYLAND

CAR NAME	YEAR	MODEL / ENGINE / REMARK	GMB NO.	OEM NO.
<b>BRITISH LEYLAND ROVER GROUP</b>				
213	84-89		<b>GWHO-22A</b>	GWP1143
214	89-94	S 8V ENG		GWP336
	89-94	Si,SLi,GSi 16V ENG	<b>GWBL-18A</b>	GWP333
216	85-89		<b>GWBL-17A</b>	GWP183
	89-94	GSi,GTi,16V ENG		GWP2157
218	91-94	1.7L TURBO DIESEL		GWP337
	91-95	1.9L DIESEL		GWP338
220	91-95	GTi & TURBO		GWP2155
416	90-95	GSi,GTi,16V ENG		GWP2157
418	91-95	1.7L TURBO DIESEL		GWP337
	91-95	1.9L DIESEL		GWP338
420	91-95	SLi,GSi & TURBO 16V ENG		GWP2155
820	86-88			GWP332
820i	88-95	16V ENG		GWP2155
825	86-88		<b>GWHO-25A</b>	GWP330
827	88-95		<b>GWHO-25A</b>	GWP330
MAESTRO	83-95	1.3L OHV	<b>GWBL-14A</b>	GWP188
	83-84	1.6L R SERIES ENG		GWP153
	84-92	1.6L S SERIES ENG	<b>GWBL-17A</b>	GWP183
	84-85	2.0L	<b>GWBL-15A</b>	GWP155
	85-91	2.0L		GWP185
	86-88	2.0L DIESEL		GWP167
METRO	80-90	1.0L A SERIES ENG	<b>GWBL-01A</b>	GWP134
	90-95	1.1L OHC ENG		GWP336
	80-90	1.3L	<b>GWBL-01A</b>	GWP134
	90-95	1.4L		GWP336
	90-95	1.4L GTi 16V	<b>GWBL-18A</b>	GWP333
	92-95	1.4L DIESEL		GWP195
MINI	59-95		<b>GWBL-01A</b>	GWP134
MONTEGO	84-88	1.3L OHV ENG	<b>GWBL-14A</b>	GWP188
	84-92	1.6L	<b>GWBL-17A</b>	GWP183
	84-85	2.0L	<b>GWBL-15A</b>	GWP155
	85-91	2.0L		GWP185
	84-85	2.0L EFi	<b>GWBL-15A</b>	GWP155
	85-95	2.0L i,EFi		GWP185
	85-85	2.0L TURBO		GWP156
	85-95	2.0L TURBO		GWP185
SD1	82-86	2000	<b>GWBL-07A</b>	GWP140
	77-87	2000,2600		GWP319
	82-86	2400 TURBO DIESEL		GWP320
	76-86	3500 V8 ENG		GWP307
AUSTIN HEALEY	59-71	MK , , ,	<b>GWBL-01A</b>	GWP134
<b>AUSTIN MORRIS</b>				
1100,1300	62-74	MK ,	<b>GWBL-01A</b>	GWP134

# BRITISH LEYLAND

CAR NAME	YEAR	MODEL / ENGINE / REMARK	GMB NO.	OEM NO.
<b>AUSTIN MORRIS</b>				
1800	64-73	MK , &		GWP105
	73-75	MK	GWBL-04A	GWP131
FARINA	56-62	A35	GWBL-01A	GWP134
	56-62	A40		
	58-67	A60	GWBL-01A	GWP134
CAMBRIDGE	67-71			GWP105
ALLEGRO	73-83	1000,1100,1300	GWBL-11A	GWP154
	80-83	1500 MK ,	GWBL-08A	GWP143
	80-83	1750 K ,	GWBL-08A	GWP143
AMBASSADOR	82-84	1700,2000	GWBL-07A	GWP140
ITAL	80-84	1.3L FIXED FAN	GWBL-01A	GWP134
	80-84	VISCOUS FAN		GWP149
	80-84	1.7L	GWBL-07A	GWP140
	80-84	2.0L	GWBL-16A	GWP148
MARINA	71-80	1.3L FIXED FAN	GWBL-01A	GWP134
	71-80	VISCOUS FAN		GWP149
	78-80	1.7L	GWBL-07A	GWP140
	71-78	1.8L	GWBL-05A	GWP117
MAXI	69-82	1500,1750	GWBL-09A	GWP116
MINOR	56-71	1000	GWBL-01A	GWP134
OXFORD	67-69		GWBL-05A	GWP117
PRINCESS	78-82	1700,2000	GWBL-07A	GWP140
	75-78	1800	GWBL-04A	GWP131
	76-80	2200	GWBL-10A	GWP129
JAGUAR XJ6	68-79	SERIES ,	GWBL-12A	GWP415
	79-86	SERIES	GWBL-13A	GWP416
LAND ROVER SERIES ,	61-83	2.3L 10J FIXED FAN	GWBL-03A	530477
	61-81	2.3L(D) FIXED FAN	GWBL-03A	530477
LEYLAND DAF SHERPA	74-78	16001800	GWBL-05A	GWP130
	78-92	1700	GWBL-07A	GWP140
	74-87	1800(D)		GWP145
	80-95	2000	GWBL-16A	GWP148
	86-88	2000(D)		GWP2159
MG MAGNETTE	61-68	FARINA MK	GWBL-05A	GWP117
MGB	64-71	1.8L		12H1503
	71-81	1.8L	GWBL-05A	GWP117
MIDGET	61-74	MK , &	GWBL-01A	GWP134
	74-79	1500 EXC USA/CANADA	GWBL-06A	GWP128
RILEY	67-69	4/72	GWBL-05A	GWP117
ELF	61-69		GWBL-01A	GWP134
KESTREL	65-69	1100,1300	GWBL-01A	GWP134
TRIUMPH	65-70	FWD		GWP200

# BRITISH LEYLAND

CAR NAME	YEAR	MODEL / ENGINE / REMARK	GMB NO.	OEM NO.
<b>1500</b>	70-73			GWP200
	73-76		<b>GWBL-06A</b>	GWP128
<b>2000</b>	63-77	MK ,		GWP201
<b>2500</b>	68-77	MK ,		GWP201
<b>ACCLAIM</b>	82-84		<b>GWHO-11A</b>	GWP1104
<b>DOLOMITE</b>	76-80	1300,1500	<b>GWBL-06A</b>	GWP128
<b>GT6</b>	66-69	MK ,		GWP200
	70-73	MK		GWP201
<b>HERALD</b>	59-71	950,1150,1300		GWP200
<b>SPITFIRE</b>	62-70	MK , , ,		GWP200
	70-74	MK	<b>GWBL-06A</b>	GWP128
	75-80	MK FIXED FAN	<b>GWBL-06A</b>	GWP128
<b>TOLEDO</b>	70-71			GWP200
	71-76		<b>GWBL-06A</b>	GWP128
<b>TR5</b>	67-68			GWP200
	68-69			GWP201
<b>TR6</b>	69-76			GWP201
<b>VITESSE</b>	63-71	1600		GWP201
	68-71	2000		GWP201
<b>WOLSELEY</b>	65-69	1100,1300	<b>GWBL-01A</b>	GWP134
	67-72	16/60,18/85	<b>GWBL-05A</b>	GWP117
	61-69	HORNET	<b>GWBL-01A</b>	GWP134

# CHRYSLER-1/2

## CAR NAME

273,318	413,M375,400	D-50 PICK-UP
318 A100	MOTOR HOME	POWER RAM50
318 B,D,W500,600 SERIES	600	DART
318,360	7,361,413,470,785	DAYTONA
B,D,W-100 TO 300 SERIES	ACCLAIM	DIPLOMAT MIRADA
318,360	ALPINE	DYNASTY
B,D,W100,200,300 SERIES	ARIES	E CLASS LASER
318,M300	ARROW	FIFTH AVENUE
RM300,350 MOTOR HOME	ARROW PICK-UP	FX4
318LA	ASPEN	FX4R
B,D,W100,200,300	AVENGER	GAZELLE
318LA	BAGHEERA	HORIZON
C,D,L,W400,500,600	BARRACUDA	HORIZON
318LA	DUSTER	TURISMO
C,D,S,W400,500,600	VALIANT	TC-3
360	BELVEDERE	HUNTER
G,H,J,B100,200,300 SERIES	FURY	IMPERIAL
360,500,600 SERIES	GRAN FURY	INDUSTRIAL ENGINE
361,413	SATELLITE	INTERPID
361,413,500,600,900,100	CARAVAN	LANCER
361,413,500,600,800 SERIES	MINI RAM VAN	LASER
361,431	CARAVELLE	LE BARON
C,D,S,CT600 TO 800 SERIES	CENTURA	LIGHT & HEAVY DUTY TRUCKS & VANS
383	CHALLENGER RWD	RAMCHARGER
D,W100,200,300 SERIES	CHALLENGER	
383	CHARGER	MINX
D,W100,200,300 SERIES W/ AC	CORONET	MURENA
	MAGNUM	NEW YOKER
	MONACO	NEW PORT
383	ST.REGIS	TOWN & COUNTRY
D,W100,200,300 SERIES W/O AC	CHAMP	
	CHARGER	OMNI
400	COLT FWD	RAIDER
400	COLT RWD	RAMPAGE
100,200,300 SERIES	COLT VISTA	RANCHO
400,440 MB-MODEL 100 TO 300 (EX MOTOR HOMES)	CONCORD	RELIANT
	CONQUEST	SAMBA
	CORDOBA	SAPPORO
413	CRICKET	SCAMP PICK-UP
RM300,350,400 MOTOR HOME	CRYSLER(USA) DODGE	SCEPTRE
	DAKOTA	SHADOW

# **CHRYSLER-2/2**

## ***CAR NAME***

<b>SIMCA</b>
<b>SIMCA/DODGE</b>
<b>SOLARA</b>
<b>SPIRIT</b>
<b>STEALTH</b>
<b>SUNBEAM</b>
<b>SUNDANCE</b>
<b>TAGORA</b>
<b>TC BY MASERATI</b>
<b>VALIANT</b>
<b>VIPER</b>
<b>VOGUE</b>
<b>VOLARE</b>
<b>VOYAGER</b> <b>GRAND VOYAGER</b>

# CHRYSLER

CAR NAME	YEAR	MODEL / ENGINE / REMARK	GMB NO.	OEM NO.
<b>CHRYSLER(USA)</b>				
<b>CONCORD</b>	93-94	3.3L(201) 6CYL	<b>GWCR-29A</b>	4654393
	93-94	3.5L(215) 6CYL	<b>GWCR-29A</b>	5281175
	95-97	3.5L(215) 6CYL	<b>GWCR-31A</b>	4556541
<b>CORDOBA</b>	79-83	3.7L(225) 6CYL	<b>GWCR-06A</b>	4131243
	75-83	5.2L(318),5.9L(360) 8CYL	<b>GWCR-07A</b>	3837641
	75-78	400,440 8CYL	<b>GWCR-20A</b>	3780127
<b>E CLASS LASER</b>	83-86	2.2L(135),2.5L(153) 4CYL	<b>GWCR-05A</b>	4293898
	83-85	2.6L(156) 4CYL	<b>GWM-22A</b>	MD025190
<b>FIFTH AVENUE</b>	91-93	3.3L(202),3.8L(230) 6CYL	<b>GWCR-27A</b>	4448878
	90	3.0L(181) 6CYL	<b>GWM-40A</b>	MD997244
	83	3.7L(225) 6CYL	<b>GWCR-06A</b>	4131243
	83-89	5.2L(318) 8CYL	<b>GWCR-07A</b>	3837641
<b>IMPERIAL</b>	91-93	3.8L(230) 6CYL	<b>GWCR-27A</b>	4448878
	90-91	3.3L(202) 6CYL	<b>GWCR-27A</b>	4448878
<b>LE BARON</b>	93	2.5L(153) 4CYL	<b>GWCR-28A</b>	4621172
	90-92	2.2L(135),2.5L(153) 4CYL	<b>GWCR-28A</b>	4483453
	89	2.2L(135),2.5L(153) 4CYL	<b>GWCR-26A</b>	4387457
	83-88	2.2L(135),2.5L(153) 4CYL	<b>GWCR-05A</b>	4293898
	83-85	2.6L(156) 4CYL	<b>GWCR-22A</b>	MD025190
	90-93	3.0L(181) 6CYL	<b>GWM-48A</b>	MD997244
	78-82	3.7L(225) 6CYL	<b>GWCR-06A</b>	4131243
	77-82	5.2L(318),5.9L(360)	<b>GWCR-07A</b>	3837641
<b>NEW YOKER NEW PORT TOWN &amp; COUNTRY</b>	83-88	2.2L(135),2.5L(153) 4CYL	<b>GWCR-05A</b>	4293898
	83-85	2.6L(156) 4CYL	<b>GWM-22A</b>	MD025190
	90-93	3.3L(202),3.8L(230) 6CYL	<b>GWCR-27A</b>	4448878
	88-91	3.0L(181) 6CYL	<b>GWM-40A</b>	MD997244
	79-83	3.7L(225) 6CYL	<b>GWCR-06A</b>	4131243
	74-87	5.2L(318),5.9L(360) 8CYL	<b>GWCR-07A</b>	3837641
	72-78	400,440 8CYL	<b>GWCR-20A</b>	3780127
	70-72	318,340,360 8CYL	<b>GWCR-07A</b>	3837641
	65-71	361,383,413,426,440 8CYL	<b>GWCR-20A</b>	3780127
59-64	ALL MODELS	<b>GWCR-20A</b>	3780127	
<b>TC BY MASERATI</b>	90	2.2L(135)SOHC 4CYL	<b>GWCR-28A</b>	4483453
	90	DOHC	<b>GWCR-05A</b>	4323148
	89	2.2L(135) 4CYL	<b>GWCR-26A</b>	4387457
	90-91	3.0L(181) 6CYL	<b>GWM-40A</b>	MD997344
<b>INDUSTRIAL ENGINE</b>	36-54	H170/225,HA225 6CYL	<b>GWCR-06A</b>	3420050
		HB318,HT318 8CYL		3004991
		H383,HB383,HT413 8CYL	<b>GWCR-22A</b>	3004715
		H400/440 8CYL	<b>GWCR-20A</b>	2808680
		HA273		3004991
		HB426	<b>GWCR-20A</b>	2808680
<b>CRYSLER(USA) DODGE</b>				
<b>ARIES</b>	89	2.2L(135),2.5L(153) 4CYL	<b>GWCR-26A</b>	4387457
	81-88	2.2L(135),2.5L(153) 4CYL	<b>GWCR-05A</b>	4293898
	81-85	2.6L(156) 4CYL	<b>GWM-40A</b>	MD025190
<b>ASPEN</b>	76-80	225 6CYL	<b>GWCR-06A</b>	4131243
	76-80	318,360 8CYL	<b>GWCR-07A</b>	3780109
<b>CHALLENGER RWD</b>	76-83	2.0L(122),2.6L(156) 4CYL	<b>GWM-13A</b>	MD021490
	78-79	1.6L 4CYL	<b>GWM-12A</b>	MD009000
	76-77	1.6L 4CYL	<b>GWM-01A</b>	MD001300



# CHRYSLER

CAR NAME	YEAR	MODEL / ENGINE / REMARK	GMB NO.	OEM NO.
<b>CRYSLER(USA) DODGE</b>				
<b>CHARGER</b>	83-87	2.2L(135) 4CYL	<b>GWCR-05A</b>	4293898
	83-86	1.6L(98) 4CYL	<b>GWCR-19A</b>	4173703
<b>COLT FWD</b>	85-93	1.5L 4CYL	<b>GWM-17A</b>	MD997609
	92-93	1.8L 4CYL	<b>GWM-47A</b>	MD179030
	81-90	1.6L 4CYL SOHC	<b>GWM-19A</b>	MD997078
	89-90	1.6L 4CYL DOHC	<b>GWM-53A</b>	MD997418
	89-90	1.8L 4CYL WAGON	<b>GWM-19A</b>	MD997078
	81-84	1.4L 4CYL	<b>GWM-17A</b>	MD030863
	79-80	1.4L 4CYL	<b>GWM-14A</b>	MD030751
	79-80	1.6L 4CYL	<b>GWM-15A</b>	MD008431
<b>COLT RWD</b>	76-80	2.0L(122),2.6L(156) 4CYL	<b>GWM-13A</b>	MD021490
	78-79	1.6L 4CYL	<b>GWM-12A</b>	MD009000
	71-77	1.6L 4CYL	<b>GWM-01A</b>	MD001300
	71-75	2.0L 4CYL	<b>GWM-03A</b>	MD021450
<b>COLT VISTA</b>	92-93	1.8L 4CYL	<b>GWM-47A</b>	MD179030
	92-93	2.4L 4CYL	<b>GWM-45A</b>	MD997622
	84-91	2.0L 4CYL	<b>GWM-27A</b>	MD997614
<b>CONQUEST</b>	86-89	2.6L(156) 4CYL		MD997404
	85-86	2.6L(156) 4CYL	<b>GWM-37A</b>	MD997178
	84-85	2.6L(156) 4CYL	<b>GWM-13A</b>	MD997149
<b>DART</b>	60-76	170,198,225 6CYL	<b>GWCR-06A</b>	3420050
	7-76	318,340,360 8CYL	<b>GWCR-07A</b>	3780109
	69	383 W/O AC 8CYL	<b>GWCR-20A</b>	2808680
	60-69	273,318 W.O AC 8CYL	<b>DISCON</b>	3004991
	60-69	273,318 W/AC 8CYL		2485385
<b>DAYTONA</b>	93	2.2L(135) 4CYL		4626682
	93	2.5L(153) 4CYL	<b>GWCR-28A</b>	4621172
	90^92	2.2L(135),2.5L(153) 4CYL	<b>GWCR-28A</b>	4483453
	89	2.2L(135),2.5L(153) 4CYL	<b>GWCR-26A</b>	4387457
	84-88	2.2L(135),2.5L(153) 4CYL	<b>GWCR-05A</b>	4293898
	90-93	3.0L(181) 6CYL	<b>GWM-40A</b>	MD997244
<b>DIPLOMAT MIRADA</b>	78-83	3.7L(225) 6CYL		4131243
	77-89	5.2L(318),5.9L(360) 8CYL	<b>GWCR-06A</b>	3837641
<b>DYNASTY</b>	90-93	2.5L(153) 4CYL	<b>GWCR-28A</b>	4483453
	89	2.5L(153) 4CYL	<b>GWCR-26A</b>	4387457
	88	2.5L(153) 4CYL	<b>GWCR-05A</b>	4293898
	88-93	3.0L(181) 6CYL	<b>GWM-40A</b>	MD997244
	90-93	3.3L(202) 6CYL	<b>GWCR-27A</b>	4448878
<b>CHALLENGER CHARGER CORONET MAGNUM MONACO ST.REGIS</b>	90-92	3.0L(181) W/TOP MOUNTED THERMO		T1464552
	90-92	3.0L(181) W/SIDE MOUNTED THERMO		J1466241
	60-81	170,198,225 6CYL	<b>GWCR-06A</b>	4131243
	74-81	5.2L(318),5.9L(360) 8CYL	<b>GWCR-07A</b>	3837641
	72-78	400,440 8CYL	<b>GWCR-20A</b>	3780127
	70-73	318,340,360 8CYL	<b>GWCR-07A</b>	3837641
	67-72	383,426,440 8CYL	<b>GWCR-20A</b>	2808681
	65-69	273,318,340 W/O AC 8CYL	<b>DISCON</b>	3004991
	65-69	273,318,340 W/ AC 8CYL		2485385
	58-66	350,361,383,413,426,440 8CYL	<b>GWCR-20A</b>	2808681
	59-64	318 8CYL	<b>DISCON</b>	3004991
<b>INTERPID</b>	93-94	3.3L(201) 6CYL	<b>GWCR-29A</b>	5281175
	93-94	3.5L(215) 6CYL	<b>GWCR-31A</b>	4556541

# CHRYSLER

CAR NAME	YEAR	MODEL / ENGINE / REMARK	GMB NO.	OEM NO.
<b>CRYSLER(USA) DODGE</b>				
<b>LANCER</b>	89	2.2L(135),2.5L(153) 4CYL	<b>GWCR-26A</b>	4387457
	85-88	2.2L(135),2.5L(153) 4CYL	<b>GWCR-05A</b>	4293898
<b>OMNI</b>	90	2.2L(135) 4CYL	<b>GWCR-28A</b>	4483453
	89	2.2L(135) 4CYL	<b>GWCR-26A</b>	4387457
	81-88	2.2L(135) 4CYL	<b>GWCR-05A</b>	4293898
	83-86	1.6L(98) 4CYL	<b>GWCR-19A</b>	4173703
	78-83	1.7L(105) 4CYL	<b>GWCR-04A</b>	5214490
<b>SHADOW</b>	90-94	2.2L(135),2.5L(153) 4CYL	<b>GWCR-28A</b>	4483453
	89	2.2L(135),2.5L(153) 4CYL	<b>GWCR-26A</b>	4387457
	84-88	2.2L(135),2.5L(153) 4CYL	<b>GWCR-05A</b>	4293898
	93-94	3.0L(181) 6CYL	<b>GWM-40A</b>	MD980000
<b>SPIRIT</b>	90-94	2.5L(153) 4CYL	<b>GWCR-28A</b>	4483453
	91-92	2.2L(135) 4CYL		4626682
	89	2.5L(153) 4CYL	<b>GWCR-26A</b>	4387457
	89-94	3.0L(181) 6CYL	<b>GWM-40A</b>	MD997244
<b>STEALTH</b>	91-94	3.0L(181) 6CYL SOHC	<b>GWM-40A</b>	MD997244
	91-94	3.0L(181) 6CYL DOHC		MD997643
<b>VIPER</b>	92-94	8.0L 10CYL		5245357
<b>400</b>	82-83	2.2L(135) 4CYL	<b>GWCR-05A</b>	4293898
	82-83	2.6L(156) 4CYL	<b>GWM-22A</b>	MD025190
<b>600</b>	83-88	2.2L(135),2.5L(153) 4CYL	<b>GWCR-05A</b>	4293898
	83-85	2.6L(156) 4CYL	<b>GWM-22A</b>	MD025190
<b>CARAVAN MINI RAM VAN</b>	90-94	2.5L(153) 4CYL	<b>GWCR-28A</b>	4483453
	89	2.5L(153) 4CYL	<b>GWCR-26A</b>	4387457
	84-88	2.2L(135),2.5L(153) 4CYL	<b>GWCR-05A</b>	4293898
	84-87	2.6L(156) 4CYL	<b>GWM-22A</b>	MD025190
	87-94	3.0L(181) 6CYL	<b>GWM-40A</b>	MD997244
	90-94	3.3L(202) 6CYL	<b>GWCR-27A</b>	4448878
<b>D-50 PICK-UP POWER RAM50</b>	90-93	2.4L(146) 4CYL	<b>GWM-23A</b>	MD997615
	83-89	2.0L 4CYL	<b>GWM-23A</b>	MD997079
	85-89	2.6L(156) 4CYL	<b>GWM-37A</b>	MD997178
	79-85	2.6L(156) 4CYL	<b>GWM-13A</b>	MD997082
	83-84	2.3L(D) 4CYL	<b>GWM-39A</b>	MD997150
	79-82	2.0L 4CYL	<b>GWM-13A</b>	MD997082
	90-93	3.0L(181) 6CYL	<b>GWM-40A</b>	MD997244
<b>DAKOTA</b>	90-94	2.5L(153) 4CYL	<b>GWCR-28A</b>	4483453
	89	2.5L(153) 4CYL	<b>GWCR-26A</b>	4387457
	86-88	2.2L(135) 4CYL	<b>GWCR-05A</b>	4293898
	93-94	3.9L(239) 6CYL		53020280
	92	3.9L(239) 6CYL		53008354
	86-91	3.9L(239) 6CYL	<b>GWCR-07A</b>	3837641
	93-94	5.2L(318) 8CYL		53020280
	90-92	5.2L(318) 8CYL		4483754
<b>RAIDER</b>	86-89	2.6L(156) 4CYL	<b>GWM-37A</b>	MD997178
	89	3.0L(181) 6CYL	<b>GWM-40A</b>	MD997515
<b>RAMPAGE</b>	83-84	1.6L(98) 4CYL	<b>GWCR-19A</b>	4173703
	82-84	2.2L(135) 4CYL	<b>GWCR-05A</b>	4293898
	82-83	1.7L(105) 4CYL	<b>GWCR-04A</b>	5214490

# CHRYSLER

CAR NAME	YEAR	MODEL / ENGINE / REMARK	GMB NO.	OEM NO.
<b>CRYSLER(USA) DODGE</b>				
<b>LIGHT &amp; HEAVY DUTY TRUCKS &amp; VANS RAMCHARGER</b>	93-94	3.9L(239) 6CYL		53020280
	92	3.9L(239) 6CYL		53008354
	89-93	5.9L(360)(D) 6CYL		4429404
	86-91	3.9L(239) 6CYL	<b>GWCR-07A</b>	3837641
	78-87	3.7L(225) 6CYL	<b>GWCR-06A</b>	4131243
	78-81	243(D) 6CYL		ME007264
	61-77	170,225 6CYL	<b>GWCR-06A</b>	3420050
	93-94	5.2L(318) 8CYL		53020280
	94	5.9L(360) 8CYL		53020280
	92	5,2L(318) 8CYL		53008354
	92	5.9L(360) 8CYL	<b>GWCR-07A</b>	3837641
	78-91	5.2L(318),5.9L(369) 8CYL	<b>GWCR-07A</b>	3837641
74-78	318,360 8CYL	<b>DISCON</b>	3004866	
<b>400,440 MB-MODEL 100 TO 300 (EX MOTOR HOMES)</b>	74-78	8CYL	<b>GWCR-20A</b>	3780127
<b>318,360 B,D,W-100 TO 300 SERIES</b>	74-77	8CYL	<b>GWCR-07A</b>	3780109
<b>318 B,D,W500,600 SERIES</b>	75-77	8CYL		3879716
<b>360,500,600 SERIES</b>	75-77	8CYL	<b>DISCON</b>	3004866
<b>361,431 C,D,S,CT600 TO 800 SERIES</b>	73-77	8CYL	<b>GWCR-22A</b>	3004715
<b>318,360 K100 TO 300 SERIES</b>	74	8CYL	<b>GWCR-07A</b>	3780109
<b>361,413,500,600,800 SERIES</b>	74	8CYL	<b>GWCR-22A</b>	3004715
<b>413 RM300,350,400 MOTOR HOME</b>	73-74	8CYL		3420225
<b>318,M300 RM300,350 MOTOR HOME</b>	72-73	8CYL	<b>DISCON</b>	3004866
<b>318LA B,D,W100,200,300</b>	73	8CYL	<b>GWCR-07A</b>	3420037
<b>318LA C,D,S,W400,500,600</b>	71-73	8CYL	<b>DISCON</b>	3004866
<b>318 A100</b>	69-73	8CYL	<b>DISCON</b>	3004991
<b>360 G,H,J,B100,200,300 SERIES</b>	71-73	8CYL	<b>GWCR-07A</b>	3420037
<b>400 100,200,300 SERIES</b>	72-73	8CYL	<b>GWCR-20A</b>	2808681

# CHRYSLER

CAR NAME	YEAR	MODEL / ENGINE / REMARK	GMB NO.	OEM NO.
<b>CRYSLER(USA) DODGE</b>				
413,M375,400 MOTOR HOME	69-73	8CYL		3420225
318,360 B,D,W100,200,300 SERIES	70-72	8CYL	GWCR-07A	3420037
361,413,500,600, 900,100	72	8CYL	GWCR-22A	3004715
361,413	69-71	8CYL	GWCR-22A	3004715
383 D,W100,200,300 SERIES	66-71	8CYL	GWCR-20A	2808681
383 D,W100,200,300 SERIES W/O AC	69	8CYL	DISCON	3004991
383 D,W100,200,300 SERIES W/ AC	69	8CYL	DISCON	3004763
273,318	59-68	8CYL	DISCON	3004991
318LA C,D,L,W400,500,600	68	8CYL	DISCON	2808649
7,361,413,470,785	60-68	8CYL	GWCR-22A	2585291
<b>CHRYSLER(USA) PLYMOUTH</b>				
ACCLAIM	90-94	2.5L(153) 4CYL	GWCR-28A	4483453
	89	2.5L(153) 4CYL	GWCR-26A	4387457
	89-94	3.0L(181) 6CYL	GWM-40A	MD997515
ARROW	80	1.6L 4CYL	GWM-12A	MD009000
	76-80	2.0L,2.6L 4CYL	GWM-13A	MD021490
	78-79	1.6L 4CYL	GWM-12A	MD009000
	71-77	1.6L 4CYL	GWM-01A	MD001300
BARRACUDA DUSTER VALIANT	60-74	170,198,225 6CYL	GWCR-06A	3420050
	70-76	318,340,360 6CYL	GWCR-07A	3780109
	70-71	383,426,440 8CYL	GWCR-20A	2808681
	64-69	273,318,340 8CYL W/O AC	DISCON	3004991
	64-69	273,318,340 8CYL W/ AC		2525098
68-69	383,440 8CYL W/O AC	GWCR-20A	2808681	
CARAVELLE	85-88	2.2L(135),2.5L(153) 4CYL	GWCR-05A	4293898
	85	2.6L(156) 4CYL	GWM-22A	MD025190
CHAMP	81-82	1.4L 4CYL	GWM-17A	MD030863
	81-82	1.6L 4CYL	GWM-19A	MD034152
	79-80	1.4L 4CYL	GWM-14A	MD030751
	79-80	1.6L 4CYL	GWM-15A	MD008431
CRICKET	71-73	1.5L 4CYL	GWCR-17A	71244450
BELVEDERE FURY GRAN FURY SATELLITE	60-83	170,198,225 6CYL	GWCR-06A	4131243
	73-89	318,360 8CYL	GWCR-07A	3837641
	72-78	400,440 8CYL	GWCR-20A	3780127
	70-72	318,340,360 8CYL	GWCR-07A	3837641

# CHRYSLER

CAR NAME	YEAR	MODEL / ENGINE / REMARK	GMB NO.	OEM NO.
<b>CHRYSLER(USA) PLYMOUTH</b>				
BELVEDERE	67-71	383,426,440 8CYL	GWCR-20A	3780127
FURY	57-69	273,318,340 8CYL W/O AC	DISCON	3004991
GRAN FURY	57-69	273,318,340 8CYL W/ AC		2585385
SATELLITE	58-66	361,383,413,426,440 8CYL	GWCR-20A	3780127
HORIZON TURISMO TC-3	90	2.2L(135) 4CYL	GWCR-28A	4483453
	89	2.2L(135) 4CYL	GWCR-26A	4387457
	81-88	2.2L(135) 4CYL	GWCR-05A	4293898
	83-86	1.6L(98) 4CYL	GWCR-19A	4173703
	78-83	1.7L(105) 4CYL	GWCR-04A	5214490
LASER	90-94	1.8L(107) 4CYL	GWM-46A	MD997619
	90-94	2.0L(122) 4CYL	GWM-44A	MD997417
RELIANT	89	2.2L(135),2.5L(153) 4CYL	GWCR-26A	4636258
	81-88	2.2L(135),2.5L(153) 4CYL	GWCR-05A	4293898
	81-85	2.6L(156) 4CYL	GWM-22A	MD025190
SAPPORO	78-83	2.0L,2.6L 4CYL	GWM-13A	MD021490
	78-79	1.6L 4CYL	GWM-12A	MD009000
SUNDANCE	90-94	2.2L(135),2.5L(153) 4CYL	GWCR-28A	4483453
	89	2.2L(135),2.5L(153) 4CYL	GWCR-26A	4363258
	86-88	2.2L(135),2.5L(153) 4CYL	GWCR-05A	4293898
	92-94	3.0L(181) 6CYL	GWM-40A	MD98000
VOLARE	76-80	225 6CYL	GWCR-06A	4131243
	76-80	318,360 8CYL	GWCR-07A	3780109
VOYAGER GRAND VOYAGER	96-	2.4L(148) 4CYL	GWCR-33A	4621489
	90-93	2.5L(153) 4CYL	GWCR-28A	4483453
	89	2.5L(153) 4CYL	GWCR-26A	4387457
	84-88	2.2L(135),2.5L(153) 4CYL	GWCR-05A	4293898
	84-87	2.6L(156) 4CYL	GWM-22A	MD025190
	87-93	3.0L(181) 6CYL	GWM-40A	MD997244
	90-93	3.3L(202) 6CYL	GWCR-27A	4448878
	81-82	3.7L(225) 6CYL	GWCR-06A	4131243
ARROW PICK-UP	79-82	2.0L,2.6L 4CYL	GWM-13A	MD021490
SCAMP PICK-UP	83	1.6L(98) 4CYL	GWCR-19A	4173703
	82-83	1.7L(105) 4CYL	GWCR-04A	5214490
	82-83	2.2L(135) 4CYL	GWCR-05A	4203432
<b>CHRYSLER(EUROPE) TALBOT</b>				
ALPINE	75-86	1300,1500,1600	GWCR-19A	49152500
AVENGER	70-82	1250,1300,1500,1600 VISCOUS FAN		75221514
	95-98	200	GWCR-30A	4667660
	95-98	200 FIXED FAN	GWCR-17A	71244450
	76-82	1300,1600 ELECTRIC FAN	GWCR-18A	20262700
HORIZON	78-86	1.10013E+15	GWCR-19A	49152500
	83-86	1900(D)		1210-39
SAMBA	82-86	1000,1100,1400	GWP-08AP	7901120258
SOLARA	80-86	1300,1500,1600	GWCR-19A	49152500
SUNBEAM	77-81	1000,1300,1600 ELECTRIC FAN	GWCR-18A	20443700
	77-81	1300,1600 FIXED FAN	GWCR-17A	75221515

# CHRYSLER

CAR NAME	YEAR	MODEL / ENGINE / REMARK	GMB NO.	OEM NO.
<b>CHRYSLER(EUROPE) TALBOT</b>				
TAGORA	81-83	2.2L		18212400
	81-83	2.3L(D)		1202-96
<b>CHRYSLER(EUROPE) HILMAN</b>				
HUNTER	66-79	1500,1725	GWCR-01A	5221263
	63-65	HUSKEY SERIES		1206900
MINX	61-67	SERIES &		1206900
	67-76	SERIES & FIXED FAN	GWCR-01A	5221263
<b>CHRYSLER(EUROPE) HUMBER</b>				
SCEPTRE	63-67	MK &		1206900
	67-76	MK & FIXED FAN	GWCR-01A	5221263
<b>CHRYSLER(EUROPE) MATRA SIMCA</b>				
BAGHEERA	75-80		GWCR-19A	49152500
MURENA	81-86	1.6L	GWCR-19A	49152500
	81-86	2.2L		18212400
RANCHO	75-85		GWCR-19A	59152500
<b>CHRYSLER(EUROPE) SIMCA</b>				
SIMCA	67-80	1100	GWCR-19A	49152500
	70-71	1204 SPECIAL	GWCR-19A	49152500
	75-86	1307,1308,1510	GWCR-19A	49152500
<b>CHRYSLER(EUROPE) SINGER</b>				
GAZELLE	63-67	SERIES &		1206900
	67-70	SERIES & FIXED FAN	GWCR-01A	5221263
VOGUE	61-67	MK		1206900
	66-70	MK FIXED FAN	GWCR-01A	5221263
<b>CHRYSLER(EUROPE) SUNBEAM</b>				
ALPINE	63-67	SERIES , ,		1206900
	63-67	SERIES , , FIXED FAN	GWCR-01A	5221263
	68-76	RAPIER FIXED FAN	GWCR-01A	5221263
<b>CHRYSLER(EUROPE) SIMCA/DODGE</b>				
SIMCA/DODGE	76-82	1100 VAN		49152500
<b>CHRYSLER(EUROPE) TAXI</b>				
FX4	70-82	2.5L(D) (AUSTIN)		12B2438
FX4R	82-89	2.25L(D) (LAND ROVER)	GWBL-03A	GWP312
<b>CHRYSLER(AUSTRALIA)</b>				
CENTURA	75-78	HEMI ENG 6CYL	GWCR-03A	3425318
VALIANT	62-70	SLANT ENG 6CYL	GWCR-02A	EX196910
	70-81	HEMI ENG 6CYL	GWCR-03A	3425318
	70-81	8CYL W/O AC ,W/O THERMAL DRIVE	GWCR-07A	3837640
	70-81	8CYL W/O AC ,W/ THERMAL DRIVE	GWCR-07AP	3837641
	70-81	8CYL W/ AC ,W/ THERMAL DRIVE	GWCR-23A	3541621

# **DAIHATSU**

## **CAR NAME**

<b>ALTIS</b>
<b>APPLAUSE</b>
<b>ATRAI</b>
<b>BOON</b>
<b>CHARADE</b>
<b>CHARMANT</b>
<b>CONSORTE</b>
<b>COPEN</b>
<b>DELTA</b>
<b>DELTA VAN/WAGON</b>
<b>DELTA WIDE</b>
<b>FELLOW MAX CUORE</b>
<b>HIJET</b>
<b>LEEZA</b>
<b>MAX</b>
<b>MIDGIT II</b>
<b>MIRA</b>
<b>MOVE</b>
<b>NAKID</b>
<b>OPTI</b>
<b>PYZAR</b>
<b>RAGGER</b>
<b>ROCKY</b>
<b>STORIA</b>
<b>TAFT</b>
<b>TANTO</b>
<b>TERIOS</b>
<b>TERIOS KID</b>
<b>TERIOS LUKIA</b>
<b>YRV</b>

# DAIHATSU

CAR NAME	C.C.	YEAR	MODEL	REMARK	ENGINE	GMB NO.	OEM NO.
ALTIS	2200	00.03-01.09	SXV20N	EFI	5SFE		16100-79185-000
	2200	00.03-01.09	SXV20N	EFI	5SFE		16110-79026-000
	2200	00.03-01.09	SXV25N	EFI	5SFE		16100-79185-000
	2200	00.03-01.09	SXV25N	EFI	5SFE		16110-79026-000
	2400	01.09-05.01	ACV30N	EFI	2AZFE	GWT-119A	16100-28040-000
	2400	01.09-05.01	ACV35N	EFI	2AZFE	GWT-119A	16100-28040-000
APPLAUSE	1600	89.06-00.05	A101S	EFI	HD	GWD-32A	16100-87108-000
	1600	89.06-92.06	A101S	GAS	HD	GWD-32A	16100-87108-000
	1600	89.06-94.04	A111S	EFI	HD	GWD-32A	16100-87108-000
BOON	1000	04.06-	M300S		1KR		16100-97234-000
	1000	04.06-	M310S		1KR		16100-97234-000
	1300	04.06-	M301S		K3	GWT-100A	16100-B9010-000
CHARADE	1000	87.01-93.01	G100S	GAS	CB	GWD-27A	16100-87730-000
	1000	87.01-88.01	G100S	TBO	CB	GWD-27A	16100-87730-000
	1000	87.01-93.01	G100S	TBO	CB	GWD-34A	16100-87731-000
	1000	77.10-82.12	G10		CB	GWD-15A	16100-87706-000
	1000	85.01-86.12	G11		CB	GWD-27A	16100-87786-000
	1000	83.01-85.01	G11		CB	GWD-17A	16100-87787-000
	1000	87.01-93.01	G101S	DIE	CL	GWD-17A	16100-87726-000
	1000	87.01-93.01	G101S	DTB	CL	GWD-17A	16100-87726-000
	1000	85.02-93.01	G30	DIE	CL	GWD-17A	16100-87787-000
	1300	88.01-93.01	G102S	EFI	HCE	GWD-32A	16100-87108-000
	1300	88.01-93.01	G112S	EFI	HCE	GWD-32A	16100-87108-000
	1300	93.01-00.03	G200S	EFI	HCE	GWD-32A	16100-87108-000
	1300	89.01-90.11	G102S	GAS	HCF	GWD-32A	16100-87108-000
	1500	93.07-00.03	G203S	EFI	HEEG	GWD-32A	16100-87108-000
1500	93.07-00.03	G213S	EFI	HEEG	GWD-32A	16100-87108-000	
1600	93.07-98.07	G201S	EFI	HDEG	GWD-32A	16100-87108-000	
CHRMANT	1200	74.11-78.03	A10		3K	GWT-09A	16100-29028-000
	1200	74.11-79.08	A10V		3K	GWT-09A	16100-29028-000
	1300	78.03-81.07	A30		4K	GWT-30A	16100-19015-000
	1300	79.08-81.07	A30V		4K	GWT-30A	16100-19015-000
	1300	81.10-87.07	A35	ATM	4K	GWT-59A	16100-19075-000
	1300	81.10-83.08	A35	MTM	4K	GWT-30A	16100-19015-000
	1300	83.08-87.07	A35	MTM	4K	GWT-50A	16100-19056-000
	1400	74.11-79.08	A20		T	GWT-01A	16100-25012-000
	1500	81.10-87.07	A55		3A	GWT-49A	16100-19036-000
	1600	79.08-79.08	A20		12T	GWD-24A	16100-28030-000
	1600	78.03-87.07	A40		12T	GWT-01A	16100-25012-000
1600	79.08-81.07	A40		12T	GWD-24A	16100-28030-000	
CONSORTE	1000	75.12-77.01	EP30		FE		16100-87181-000
	1000	75.12-77.01	EP40		FE		16100-87181-000
	1000	75.12-77.01	EP45		FE		16100-87181-000
	1200	71.05-74.04	EP31		3K	GWT-02A	16100-29016-000
	1200	74.04-76.01	EP31		3K	GWT-09A	16100-29028-000
	1200	73.10-74.04	EP42		3K	GWT-03A	16100-29026-000
	1200	74.04-76.01	EP42		3K	GWT-09A	16100-29028-000
	1200	73.10-74.04	EP47		3K	GWT-03A	16100-29026-000
	1200	74.04-76.01	EP47		3K	GWT-09A	16100-29028-000
	1200	76.01-77.09	EP50		3K	GWT-09A	16100-29028-000
	1200	76.01-77.09	EP51		3K	GWT-09A	16100-29028-000
COPEN	660	02.06-04.05	L880K	TBO	JBDET	GWD-45A	16100-97212-000
DELTA	1600	72.03-75.12	SV17		12R	GWT-05A	16100-39115-000
	1600	75.12-77.08	SV17		12R	GWT-12A	16100-39116-000
	2000	72.03-75.04	DV23		5R	GWT-14A	16100-49155-000
	2000	75.04-77.08	DV23		5R	GWT-24A	16100-49415-000



# DAIHATSU

CAR NAME	C.C.	YEAR	MODEL	REMARK	ENGINE	GMB NO.	OEM NO.	
DELTA	2000	72.03-75.04	SV23		5R	GWT-14A	16100-49155-000	
	2000	75.04-77.08	SV23		5R	GWT-24A	16100-49415-000	
	2000	77.08-82.04	V30		5R	GWT-24A	16100-49415-000	
	2000	77.08-82.04	V31		5R	GWT-24A	16100-49415-000	
	2000	77.08-82.04	V32		5R	GWT-24A	16100-49415-000	
	2000	77.08-82.04	V33		5R	GWT-24A	16100-49415-000	
	2000	77.08-79.08	V34		5R	GWT-24A	16100-49415-000	
	2000	79.08-80.04	V34		5R		16100-49576-000	
	2000	77.08-82.04	V35		5R	GWT-24A	16100-49415-000	
	2000	77.08-79.08	V36		5R	GWT-24A	16100-49415-000	
	2000	79.08-80.04	V36		5R		16100-49576-000	
	2500	73.09-77.08	DV26		DIE	DG	GWD-11A	16100-87303-000
	2500	73.09-77.08	SV18		DIE	DG	GWD-11A	16100-87303-000
	2500	73.09-77.08	SV26		DIE	DG	GWD-11A	16100-87303-000
	2500	82.10-83.02	V20		DIE	DG	GWD-28A	16100-37382-000
	2500	77.08-82.10	V20		DIE	DG	GWD-14A	16100-87380-000
	2500	82.10-83.02	V23		DIE	DG	GWD-28A	16100-37382-000
	2500	77.08-82.10	V23		DIE	DG	GWD-14A	16100-87380-000
	2500	82.10-83.02	V24		DIE	DG	GWD-28A	16100-37382-000
	2500	77.08-82.10	V24		DIE	DG	GWD-14A	16100-87380-000
	2500	82.10-83.02	V25		DIE	DG	GWD-28A	16100-37382-000
	2500	77.08-82.10	V25		DIE	DG	GWD-14A	16100-87380-000
	2500	82.10-83.02	V26		DIE	DG	GWD-28A	16100-37382-000
	2500	77.08-82.10	V26		DIE	DG	GWD-14A	16100-87380-000
	2700	00.05-03.06	RZU300N		EFI	3RZFE		16100-79255-000
	2700	00.05-03.06	RZU340N		EFI	3RZFE		16100-79255-000
	2700	00.05-03.06	RZU300N		LPG	3RZFPE		16100-79255-000
	2800	78.02-84.04	V54		DIE	DL	GWD-28A	16100-87382-000
	2800	84.04-84.08	V54		DIE	DL	GWD-28A	16100-87383-000
	2800	78.02-84.04	V56		DIE	DL	GWD-28A	16100-87382-000
	2800	84.04-84.08	V56		DIE	DL	GWD-28A	16100-87383-000
	2800	84.09-89.01	V57		DIE	DL		16100-87387-000
	2800	84.09-95.04	V57		DIE	DL	GWD-46A	16100-87395-000
	3000	72.03-77.08	DV28		DIE	B	GWD-13A	16100-59017-000
	3000	72.03-77.08	SV28		DIE	B	GWD-13A	16100-59017-000
	3000	77.08-80.09	V10		DIE	B	GWD-13A	16100-59017-000
	3000	80.09-84.08	V10		DIE	B	GWT-109A	16100-59075-000
	3000	77.08-80.09	V11		DIE	B	GWD-13A	16100-59017-000
	3000	80.09-84.08	V11		DIE	B	GWT-109A	16100-59075-000
	3000	77.08-80.09	V12		DIE	B	GWD-13A	16100-59017-000
	3000	80.09-84.08	V12		DIE	B	GWT-109A	16100-59075-000
	3000	77.08-80.09	V17		DIE	B	GWD-13A	16100-59017-000
	3000	80.09-84.08	V17		DIE	B	GWT-109A	16100-59075-000
	3000	77.08-80.09	V18		DIE	B	GWD-13A	16100-59017-000
	3000	80.09-84.08	V18		DIE	B	GWT-109A	16100-59075-000
	3000	84.09-90.05	V98D		DIE	B	GWT-109A	16100-59145-000
	3000	84.09-95.04	V98D		DIE	B		16100-59166-000
	3000	80.08-94.12	V98		DIE	B	GWT-109A	16100-59145-000
	3000	84.09-95.04	V98		DIE	B		16100-59166-000
	3000	80.08-94.12	V99		DIE	B	GWT-109A	16100-59145-000
3000	84.09-95.04	V99		DIE	B		16100-59166-000	
3400	84.09-87.08	V75D		DIE	13B	GWT-109A	16100-59145-000	
3400	84.09-88.08	V75		DIE	13B	GWT-109A	16100-59145-000	
3400	84.09-88.08	V76		DIE	13B	GWT-109A	16100-59145-000	
3400	84.09-88.08	V78D		DIE	13B	GWT-109A	16100-59145-000	
3400	84.09-88.08	V78		DIE	13B	GWT-109A	16100-59145-000	
3400	84.09-88.08	V79		DIE	13B	GWT-109A	16100-59145-000	
3400	95.05-99.05	BU100N		DIE	3B		16100-59166-000	
3400	97.08-99.05	BU105N		DIE	3B		16100-59166-000	
3400	80.09-84.09	V48		DIE	3B	GWT-109A	16100-59075-000	
3700	88.08-95.04	V115		DIE	14B		16100-59166-000	
3700	88.08-95.04	V116		DIE	14B		16100-59166-000	
3700	88.08-95.04	V118D		DIE	14B		16100-59166-000	

# DAIHATSU

CAR NAME	C.C.	YEAR	MODEL	REMARK	ENGINE	GMB NO.	OEM NO.
DELTA	3700	88.08-95.04	V118	DIE	14B		16100-59166-000
	3700	88.08-95.04	V119	DIE	14B		16100-59166-000
	3700	99.05-02.06	BU301J	DIE	4B		16100-59285-000
	3700	99.07-03.06	BU301N	DIE	4B		16100-59285-000
	3700	99.05-03.06	BU306N	DIE	4B		16100-59285-000
	3700	99.05-03.06	BU306Z	DIE	4B		16100-59285-000
	3700	99.05-03.06	BU346N	DIE	4B		16100-59285-000
	4100	00.10-03.06	XZU301J	CNG	15B		16100-59166-000
	4100	00.05-03.06	XZU301J	LPG	15B		16100-59166-000
	4100	00.05-03.06	XZU301P	LPG	15B		16100-59166-000
	4100	00.10-03.06	XZU302N	CNG	15B		16100-59166-000
	4100	01.08-03.06	XZU302N	LPG	15B		16100-59166-000
	4100	00.05-03.06	XZU341N	LPG	15B		16100-59166-000
	4100	01.08-03.06	XZU342N	CNG	15B		16100-59166-000
	4100	01.08-03.06	XZU342N	LPG	15B		16100-59166-000
	4100	00.11-03.06	XZU412N	CNG	15BCNG		16100-59166-000
	4100	95.05-99.05	BU102J	DIE	15BF		16100-59166-000
	4100	95.05-99.05	BU102N	DIE	15BF		16100-59166-000
	4100	96.10-99.05	BU102P	DIE	15BF		16100-59166-000
	4100	95.05-99.05	BU102U	DIE	15BF		16100-59166-000
	4100	96.10-99.05	BU107N	DIE	15BF		16100-59166-000
	4100	97.08-99.05	BU112J	DIE	15BF		16100-59166-000
	4100	95.05-99.05	BU112N	DIE	15BF		16100-59166-000
	4100	95.05-99.05	BU112U	DIE	15BF		16100-59166-000
	4100	95.05-99.05	BU142N	DIE	15BF		16100-59166-000
	4100	96.10-99.05	BU147N	DIE	15BF		16100-59166-000
	4100	95.05-99.05	BU162J	DIE	15BF		16100-59166-000
	4100	95.05-99.05	BU162N	DIE	15BF		16100-59166-000
	4100	95.05-99.05	BU162U	DIE	15BF		16100-59166-000
	4100	95.05-99.05	BU172N	DIE	15BF		16100-59166-000
	4100	95.05-99.05	BU212N	DIE	15BF		16100-59166-000
	4100	97.08-99.05	BU212S	DIE	15BF		16100-59166-000
	4100	96.10-99.05	BU222N	DIE	15BF		16100-59166-000
	4100	96.10-99.05	BU222N	DTB	15BFT		16100-59166-000
	4100	99.08-03.06	BU400N	DTB	15BFTE		16100-59295-000
	4100	99.08-03.06	BU410N	DTB	15BFTE		16100-59295-000
	4100	99.08-03.06	BU420N	DTB	15BFTE		16100-59295-000
	4100	99.07-03.06	BU430N	DTB	15BFTE		16100-59295-000
	4100	02.06-03.06	XZU412N	LPG	15BLPG		16100-59166-000
	4600	01.08-03.06	XZU342N	CNG	15B		16100-59166-000
	4600	99.05-03.06	XZU302J	DIE	S05C		16100-78030-000
	4600	99.05-03.06	XZU302J	DIE	S05C		16100-78050-000
	4600	99.06-03.06	XZU302N	DIE	S05C		16100-78030-000
	4600	99.06-03.06	XZU302N	DIE	S05C		16100-78050-000
	4600	99.05-03.06	XZU302P	DIE	S05C		16100-78030-000
	4600	99.05-03.06	XZU302P	DIE	S05C		16100-78050-000
	4600	99.05-03.06	XZU302U	DIE	S05C		16100-78030-000
	4600	99.05-03.06	XZU302U	DIE	S05C		16100-78050-000
	4600	99.05-03.06	XZU307N	DIE	S05C		16100-78030-000
	4600	99.05-03.06	XZU307N	DIE	S05C		16100-78050-000
4600	99.08-03.06	XZU307Z	DIE	S05C		16100-78030-000	
4600	99.08-03.06	XZU307Z	DIE	S05C		16100-78050-000	
4600	99.05-03.06	XZU312U	DIE	S05C		16100-78030-000	
4600	99.05-03.06	XZU312U	DIE	S05C		16100-78050-000	
4600	99.05-03.06	XZU322N	DIE	S05C		16100-78030-000	
4600	99.05-03.06	XZU322N	DIE	S05C		16100-78050-000	
4600	99.05-03.06	XZU322U	DIE	S05C		16100-78030-000	
4600	99.05-03.06	XZU322U	DIE	S05C		16100-78050-000	
4600	99.05-03.06	XZU337N	DIE	S05C		16100-78030-000	
4600	99.05-03.06	XZU337N	DIE	S05C		16100-78050-000	
4600	00.05-03.06	XZU342N	DIE	S05C		16100-78030-000	
4600	00.05-03.06	XZU342N	DIE	S05C		16100-78050-000	
4600	99.05-03.06	XZU347N	DIE	S05C		16100-78030-000	

# DAIHATSU

CAR NAME	C.C.	YEAR	MODEL	REMARK	ENGINE	GMB NO.	OEM NO.
DELTA	4600	99.05-03.06	XZU347N	DIE	S05C		16100-78050-000
	4600	99.05-03.06	XZU352U	DIE	S05C		16100-78030-000
	4600	99.05-03.06	XZU352U	DIE	S05C		16100-78050-000
	4600	99.07-03.06	XZU362J	DIE	S05C		16100-78041-000
	4600	99.07-03.06	XZU362N	DIE	S05C		16100-78041-000
	4600	99.07-03.06	XZU362U	DIE	S05C		16100-78041-000
	4600	99.07-03.06	XZU372N	DIE	S05C		16100-78041-000
	4600	99.07-03.06	XZU382N	DIE	S05C		16100-78041-000
	4600	99.05-03.06	XZU402N	DIE	S05C		16100-78030-000
	4600	99.05-03.06	XZU402N	DIE	S05C		16100-78050-000
	4600	99.05-03.06	XZU412N	DIE	S05C		16100-78030-000
	4600	99.05-03.06	XZU412N	DIE	S05C		16100-78050-000
	4900	00.11-03.06	XZU412N	CNG	15BCNG		16100-59166-000
	4900	02.06-03.06	XZU412N	LPG	15BLPG		16100-59166-000
	4900	99.05-03.06	XZU301J	DIE	S05D		16100-78030-000
	4900	99.05-03.06	XZU301J	DIE	S05D		16100-78050-000
	4900	00.05-03.06	XZU301N	DIE	S05D		16100-78030-000
	4900	00.05-03.06	XZU301N	DIE	S05D		16100-78050-000
	4900	99.05-03.06	XZU301P	DIE	S05D		16100-78030-000
	4900	99.05-03.06	XZU301P	DIE	S05D		16100-78050-000
	4900	99.05-03.06	XZU301U	DIE	S05D		16100-78030-000
	4900	99.05-03.06	XZU301U	DIE	S05D		16100-78050-000
	4900	99.05-03.06	XZU306N	DIE	S05D		16100-78030-000
	4900	99.05-03.06	XZU306N	DIE	S05D		16100-78050-000
	4900	99.05-02.06	XZU311J	DIE	S05D		16100-78030-000
	4900	99.05-02.06	XZU311J	DIE	S05D		16100-78050-000
	4900	99.05-03.06	XZU311U	DIE	S05D		16100-78030-000
	4900	99.05-03.06	XZU311U	DIE	S05D		16100-78050-000
	4900	99.05-02.06	XZU321J	DIE	S05D		16100-78030-000
	4900	99.05-02.06	XZU321J	DIE	S05D		16100-78050-000
	4900	99.05-03.06	XZU321U	DIE	S05D		16100-78030-000
	4900	99.05-03.06	XZU321U	DIE	S05D		16100-78050-000
	4900	99.05-03.06	XZU331N	DIE	S05D		16100-78030-000
	4900	99.05-03.06	XZU331N	DIE	S05D		16100-78050-000
	4900	99.05-03.06	XZU341N	DIE	S05D		16100-78030-000
	4900	99.05-03.06	XZU341N	DIE	S05D		16100-78050-000
	4900	99.05-03.06	XZU346N	DIE	S05D		16100-78030-000
	4900	99.05-03.06	XZU346N	DIE	S05D		16100-78050-000
	4900	99.05-03.06	XZU351U	DIE	S05D		16100-78030-000
	4900	99.05-03.06	XZU351U	DIE	S05D		16100-78050-000
	4900	99.08-03.06	XZU371N	DIE	S05D		16100-78041-000
	4900	99.05-03.06	XZU401N	DIE	S05D		16100-78030-000
	4900	99.05-03.06	XZU401N	DIE	S05D		16100-78050-000
	4900	99.05-03.06	XZU411N	DIE	S05D		16100-78030-000
	4900	99.05-03.06	XZU411N	DIE	S05D		16100-78050-000
	4900	99.05-03.06	XZU421N	DIE	S05D		16100-78030-000
	4900	99.05-03.06	XZU421N	DIE	S05D		16100-78050-000
	5300	99.06-03.06	XZU300P	DIE	J05C		16100-78030-000
	5300	99.06-03.06	XZU300P	DIE	J05C		16100-78050-000
	5300	99.06-02.06	XZU320J	DIE	J05C		16100-78030-000
	5300	99.06-02.06	XZU320J	DIE	J05C		16100-78050-000
	5300	99.05-03.06	XZU330N	DIE	J05C		16100-78030-000
	5300	99.05-03.06	XZU330N	DIE	J05C		16100-78050-000
5300	99.06-03.06	XZU340N	DIE	J05C		16100-78030-000	
5300	99.06-03.06	XZU340N	DIE	J05C		16100-78050-000	
5300	99.06-03.06	XZU350P	DIE	J05C		16100-78030-000	
5300	99.06-03.06	XZU350P	DIE	J05C		16100-78050-000	
5300	99.05-03.06	XZU400J	DIE	J05C		16100-78030-000	
5300	99.05-03.06	XZU400J	DIE	J05C		16100-78050-000	
5300	99.05-03.06	XZU400N	DIE	J05C		16100-78030-000	
5300	99.05-03.06	XZU400N	DIE	J05C		16100-78050-000	
5300	99.05-03.06	XZU410N	DIE	J05C		16100-78030-000	
5300	99.05-03.06	XZU410N	DIE	J05C		16100-78050-000	

# DAIHATSU

CAR NAME	C.C.	YEAR	MODEL	REMARK	ENGINE	GMB NO.	OEM NO.
DELTA	5300	99.05-03.06	XZU420N	DIE	J05C		16100-78030-000
	5300	99.05-03.06	XZU420N	DIE	J05C		16100-78050-000
	5300	99.05-03.06	XZU430N	DIE	J05C		16100-78030-000
	5300	99.05-03.06	XZU430N	DIE	J05C		16100-78050-000
DELTA VAN WAGON	1500	96.10-98.12	KR41J	GAS	5KJ	GWT-60A	16100-19156-000
	1800	96.10-98.12	KR42J	GAS	7K		16100-19276-000
	1800	99.01-02.08	KR42J	EFI	7KE		16100-19276-000
	2000	96.10-98.12	CR41J	DIE	2C		16100-69297-000
	2000	96.10-98.12	CR41J	DIE	2C	GWT-57A	16100-69425-000
	2000	96.10-98.12	CR51J	DIE	2C		16100-69297-000
	2000	96.10-98.12	CR51J	DIE	2C	GWT-57A	16100-69425-000
	2000	96.10-01.10	SR40N	EFI	3SFE		16100-79185-000
	2000	96.10-01.10	SR40N	EFI	3SFE		16110-79026-000
	2000	98.01-01.10	SR50N	EFI	3SFE		16100-79185-000
	2000	98.01-01.10	SR50N	EFI	3SFE		16110-79026-000
	2200	99.01-02.08	CR42J	DIE	3CE	GWT-94A	16100-69435-000
	2200	99.01-02.08	CR52J	DIE	3CE	GWT-94A	16100-69435-000
	2200	96.10-98.12	CR40N	DTB	3CT		16100-69297-000
	2200	96.10-98.12	CR40N	DTB	3CT	GWT-57A	16100-69425-000
	2200	96.10-98.12	CR50N	DTB	3CT		16100-69297-000
	2200	96.10-98.12	CR50N	DTB	3CT	GWT-57A	16100-69425-000
	2200	99.01-01.10	CR40N	DTB	3CTE	GWT-94A	16100-69435-000
2200	99.01-01.10	CR50N	DTB	3CTE	GWT-94A	16100-69435-000	
DELTA WIDE	1200	76.10-78.02	KB10		3K	GWT-09A	16100-29028-000
	1200	71.03-74.04	KD10		3K	GWT-02A	16100-29016-000
	1200	74.04-78.02	KD10		3K	GWT-09A	16100-29028-000
	1300	78.02-79.10	KB11		4KJ	GWT-09A	16100-29028-000
	1300	79.10-90.08	KB12		4KJ	GWT-60A	16100-19045-000
	1300	82.11-90.08	KB26V	GAS	4KJ	GWT-60A	16100-19156-000
	1300	78.02-79.10	KD11		4KJ	GWT-09A	16100-29028-000
	1300	79.10-90.08	KD20		4KJ	GWT-60A	16100-19045-000
	1500	90.08-91.12	KB27V	GAS	5KJ	GWT-60A	16100-19156-000
	1600	76.10-79.10	TB11		12T	GWT-01A	16100-25012-000
	1600	82.11-88.08	YB26V	GAS	1YJ	GWT-54A	16100-79037-000
	1600	76.10-79.10	TB10		2T	GWT-01A	16100-25012-000
	1600	79.10-82.10	TB11		2T	GWT-31AF	16100-28010-000
	1800	78.09-82.10	TB15		13T	GWT-31AF	16100-28020-000
	1800	83.04-88.08	CB26V	DIE	1C	GWT-94A	16100-64H04-000
	1800	88.08-96.09	YB25V	GAS	2YJ	GWT-54A	16100-79037-000
	1800	82.11-91.12	YB20G	GAS	2YU	GWT-54A	16100-79037-000
	2000	83.04-85.08	CB21G	DIE	2C	GWT-94A	16100-64H04-000
	2000	88.08-96.09	CB27V	DIE	2C	GWT-94A	16100-64H06-000
	2000	85.08-93.09	CB21G	DTB	2CT	GWT-94A	16100-64H06-000
	2000	83.04-96.09	YB21G	EFI	3YEU	GWT-54A	16100-79037-000
	2200	93.09-96.09	CB22G	DTB	3CT		16100-69376-000
2200	94.10-96.09	CB31G	DTB	3CT		16100-69376-000	
FELLOW MAX CUORE	360	70.03-77.07	L38		ZM		16100-87203-000
	550	76.05-79.02	L40		AB	GWD-15A	16100-87706-000
	550	76.06-80.06	L40V		AB	GWD-15A	16100-87706-000
	550	79.02-80.06	L45		AB	GWD-15A	16100-87706-000
	550	80.06-85.08	L54		AB	GWD-26A	16100-87788-000
	550	80.06-85.08	L55		AB	GWD-26A	16100-87788-000
	550	80.06-85.08	L55V		AB	GWD-26A	16100-87788-000
	550	80.06-85.08	L56		AB	GWD-26A	16100-87788-000
HIJET ATRAI	360	71.09-81.08	S38		ZM	GWD-12A	16100-87502-000
	550	76.04-81.03	S40		AB	GWD-16A	16102-87780-000
	550	76.04-81.03	S60		AB	GWD-16A	16102-87780-000
	550	81.04-86.05	S65		AB	GWD-25A	16111-87780-000
	550	81.04-86.05	S66		AB	GWD-25A	16111-87780-000

# DAIHATSU

CAR NAME	C.C.	YEAR	MODEL	REMARK	ENGINE	GMB NO.	OEM NO.
HIJET ATRAI	550	82.03-86.05	S66V		AB	GWD-25A	16111-87780-000
	550	86.05-90.04	S80C	GAS	EB	GWD-30A	16100-87511-000
	550	86.05-90.04	S80P	GAS	EB	GWD-30A	16100-87511-000
	550	87.05-90.04	S80P	SPC	EB	GWD-30A	16100-87511-000
	550	86.05-90.04	S80V	GAS	EB	GWD-31A	16100-87512-000
	550	86.05-90.04	S80V	TBO	EB	GWD-31A	16100-87512-000
	550	86.05-90.04	S81C	GAS	EB	GWD-30A	16100-87511-000
	550	86.05-90.04	S81P	GAS	EB	GWD-30A	16100-87511-000
	550	87.05-90.04	S81P	SPC	EB	GWD-30A	16100-87511-000
	550	86.05-90.04	S81V	GAS	EB	GWD-31A	16100-87512-000
	550	86.05-90.04	S81V	TBO	EB	GWD-31A	16100-87512-000
	660	90.04-94.01	S82C	GAS	EFCS	GWD-37A	16100-87509-000
	660	90.04-94.01	S82P	GAS	EFCS	GWD-37A	16100-87509-000
	660	90.04-94.01	S83C	GAS	EFCS	GWD-37A	16100-87509-000
	660	90.04-94.01	S83P	GAS	EFCS	GWD-37A	16100-87509-000
	660	02.01-05.03	S200V	TBO	EFDE	GWD-43AH	16100-97232-000
	660	02.01-05.03	S200V	TBO	EFDE	GWD-43A	16102-97205-000
	660	02.01-05.03	S210V	TBO	EFDE	GWD-43AH	16100-97232-000
	660	02.01-05.03	S210V	TBO	EFDE	GWD-43A	16102-97205-000
	660	99.05-05.03	S220G	TBO	EFDE	GWD-43AH	16100-97232-000
	660	99.05-05.03	S220G	TBO	EFDE	GWD-43A	16102-97205-000
	660	98.12-00.01	S220V	TBO	EFDE	GWD-43AH	16100-97232-000
	660	98.12-00.01	S220V	TBO	EFDE	GWD-43A	16102-97205-000
	660	99.05-05.03	S230G	TBO	EFDE	GWD-43AH	16100-97232-000
	660	99.05-05.03	S230G	TBO	EFDE	GWD-43A	16102-97205-000
	660	98.12-00.01	S230V	TBO	EFDE	GWD-43AH	16100-97232-000
	660	98.12-00.01	S230V	TBO	EFDE	GWD-43A	16102-97205-000
	660	05.04-	S320G	TBO	EFDE	GWD-43AH	16100-97232-000
	660	05.04-	S320G	TBO	EFDE	GWD-43A	16102-97205-000
	660	04.11-	S320V	TBO	EFDE	GWD-43AH	16100-97232-000
	660	04.11-	S320V	TBO	EFDE	GWD-43A	16102-97205-000
	660	05.04-	S330G	TBO	EFDE	GWD-43AH	16100-97232-000
	660	05.04-	S330G	TBO	EFDE	GWD-43A	16102-97205-000
	660	04.11-	S330V	TBO	EFDE	GWD-43AH	16100-97232-000
	660	04.11-	S330V	TBO	EFDE	GWD-43A	16102-97205-000
	660	94.01-95.12	S100C	EFI	EFES	GWD-39A	16100-87507-000
	660	94.01-95.12	S100CT	EFI	EFES	GWD-39A	16100-87507-000
	660	94.01-95.12	S100P	EFI	EFES	GWD-39A	16100-87507-000
	660	94.01-95.12	S100V	EFI	EFES	GWD-39A	16100-87507-000
	660	94.04-95.12	S100W	EFI	EFES	GWD-39A	16100-87507-000
	660	94.01-95.12	S110P	EFI	EFES	GWD-39A	16100-87507-000
	660	94.01-95.12	S110V	EFI	EFES	GWD-39A	16100-87507-000
	660	94.04-95.12	S110W	EFI	EFES	GWD-39A	16100-87507-000
	660	94.01-95.12	S120V	EFI	EFES	GWD-39A	16100-87507-000
	660	94.01-95.12	S130V	EFI	EFES	GWD-39A	16100-87507-000
	660	92.08-94.01	S82V	EFI	EFES	GWD-38A	16100-87510-000
	660	92.08-94.01	S83V	EFI	EFES	GWD-38A	16100-87510-000
	660	95.12-98.12	S100C	GAS	EFGS	GWD-49AH	16100-87508-000
	660	95.12-98.12	S100C	GAS	EFGS	GWD-42A	16102-87207-000
	660	95.12-98.12	S100CT	GAS	EFGS	GWD-49AH	16100-87508-000
	660	95.12-98.12	S100CT	GAS	EFGS	GWD-42A	16102-87207-000
	660	95.12-98.12	S100P	GAS	EFGS	GWD-49AH	16100-87508-000
	660	95.12-98.12	S100P	GAS	EFGS	GWD-42A	16102-87207-000
	660	95.12-98.12	S100V	GAS	EFGS	GWD-49AH	16100-87508-000
	660	95.12-98.12	S100V	GAS	EFGS	GWD-42A	16102-87207-000
660	95.12-98.12	S110P	GAS	EFGS	GWD-49AH	16100-87508-000	
660	95.12-98.12	S110P	GAS	EFGS	GWD-42A	16102-87207-000	
660	95.12-98.12	S110V	GAS	EFGS	GWD-49AH	16100-87508-000	
660	95.12-98.12	S110V	GAS	EFGS	GWD-42A	16102-87207-000	
660	95.12-98.12	S110W	GAS	EFGS	GWD-49AH	16100-87508-000	
660	95.12-98.12	S110W	GAS	EFGS	GWD-42A	16102-87207-000	
660	95.12-98.12	S120V	GAS	EFGS	GWD-49AH	16100-87508-000	
660	95.12-98.12	S120V	GAS	EFGS	GWD-42A	16102-87207-000	

# DAIHATSU

CAR NAME	C.C.	YEAR	MODEL	REMARK	ENGINE	GMB NO.	OEM NO.
HIJET ATRAI	660	95.12-98.12	S130V	GAS	EFGS	GWD-49AH	16100-87508-000
	660	95.12-98.12	S130V	GAS	EFGS	GWD-42A	16102-87207-000
	660	94.01-98.12	S100C	GAS	EFNS	GWD-39A	16100-87507-000
	660	94.01-98.12	S100CT	GAS	EFNS	GWD-39A	16100-87507-000
	660	94.01-98.12	S100P	GAS	EFNS	GWD-39A	16100-87507-000
	660	94.01-98.12	S100V	GAS	EFNS	GWD-39A	16100-87507-000
	660	94.04-98.12	S100W	GAS	EFNS	GWD-39A	16100-87507-000
	660	94.01-98.12	S110C	GAS	EFNS	GWD-39A	16100-87507-000
	660	94.01-98.12	S110CT	GAS	EFNS	GWD-39A	16100-87507-000
	660	94.01-98.12	S110P	GAS	EFNS	GWD-39A	16100-87507-000
	660	94.01-98.12	S110V	GAS	EFNS	GWD-39A	16100-87507-000
	660	96.12-98.12	S120V	TBO	EFRS	GWD-49AH	16100-87508-000
	660	96.12-98.12	S120V	TBO	EFRS	GWD-42A	16102-87207-000
	660	96.12-98.12	S130V	TBO	EFRS	GWD-49AH	16100-87508-000
	660	96.12-98.12	S130V	TBO	EFRS	GWD-42A	16102-87207-000
	660	98.12-	S200C	EFI	EFSE	GWD-47A	16100-97502-000
	660	98.12-	S200P	EFI	EFSE	GWD-47A	16100-97502-000
	660	98.12-05.03	S200V	EFI	EFSE	GWD-43AH	16100-97232-000
	660	98.12-05.03	S200V	EFI	EFSE	GWD-47A	16100-97502-000
	660	98.12-05.03	S200V	EFI	EFSE	GWD-43A	16102-97205-000
	660	00.01-05.03	S200W	EFI	EFSE	GWD-47A	16100-97502-000
	660	98.12-	S210C	EFI	EFSE	GWD-47A	16100-97502-000
	660	98.12-	S210P	EFI	EFSE	GWD-47A	16100-97502-000
	660	98.12-05.03	S210V	EFI	EFSE	GWD-47A	16100-97502-000
	660	00.01-05.03	S210W	EFI	EFSE	GWD-47A	16100-97502-000
	660	04.11-	S320V	EFI	EFSE	GWD-47A	16100-97502-000
	660	05.01-	S320W	EFI	EFSE	GWD-47A	16100-97502-000
	660	04.11-	S330V	EFI	EFSE	GWD-47A	16100-97502-000
	660	05.01-	S330W	EFI	EFSE	GWD-47A	16100-97502-000
	660	94.01-96.12	S120V	TBO	EFTS	GWD-39A	16100-87507-000
	660	94.01-96.12	S130V	TBO	EFTS	GWD-39A	16100-87507-000
	660	91.08-94.01	S82V	TBO	EFTS	GWD-38A	16100-87510-000
	660	91.08-94.01	S83V	TBO	EFTS	GWD-38A	16100-87510-000
	660	98.12-	S200C	EFI	EFVE	GWD-42AH	16100-97231-000
	660	98.12-05.03	S200C	EFI	EFVE	GWD-42A	16102-87207-000
	660	02.01-	S200C	EFI	EFVE		16102-97204-000
	660	98.12-	S200P	EFI	EFVE	GWD-42AH	16100-97231-000
	660	00.02-05.03	S200P	EFI	EFVE	GWD-43AH	16100-97232-000
	660	00.02-05.03	S200P	EFI	EFVE	GWD-47A	16100-97502-000
	660	98.12-05.03	S200P	EFI	EFVE	GWD-42A	16102-87207-000
	660	02.01-	S200P	EFI	EFVE		16102-97204-000
	660	00.02-05.03	S200P	EFI	EFVE	GWD-43A	16102-97205-000
	660	98.12-05.03	S200V	EFI	EFVE	GWD-43AH	16100-97232-000
	660	98.12-05.03	S200V	EFI	EFVE	GWD-43A	16102-97205-000
	660	00.01-05.03	S200W	EFI	EFVE	GWD-43AH	16100-97232-000
	660	00.01-05.03	S200W	EFI	EFVE	GWD-43A	16102-97205-000
	660	98.12-	S210P	EFI	EFVE	GWD-42AH	16100-97231-000
	660	98.12-05.03	S210P	EFI	EFVE	GWD-42A	16102-87207-000
	660	02.01-	S210P	EFI	EFVE		16102-97204-000
	660	98.12-05.03	S210V	EFI	EFVE	GWD-43AH	16100-97232-000
660	98.12-05.03	S210V	EFI	EFVE	GWD-43A	16102-97205-000	
660	00.01-05.03	S210W	EFI	EFVE	GWD-43AH	16100-97232-000	
660	00.01-05.03	S210W	EFI	EFVE	GWD-43A	16102-97205-000	
660	99.05-05.03	S220G	EFI	EFVE	GWD-43AH	16100-97232-000	
660	99.05-05.03	S220G	EFI	EFVE	GWD-43A	16102-97205-000	
660	98.12-01.12	S220V	EFI	EFVE	GWD-43AH	16100-97232-000	
660	98.12-01.12	S220V	EFI	EFVE	GWD-43A	16102-97205-000	
660	99.05-05.03	S230G	EFI	EFVE	GWD-43AH	16100-97232-000	
660	99.05-05.03	S230G	EFI	EFVE	GWD-43A	16102-97205-000	
660	98.12-01.12	S230V	EFI	EFVE	GWD-43AH	16100-97232-000	
660	98.12-01.12	S230V	EFI	EFVE	GWD-43A	16102-97205-000	
660	05.01-	S320V	CNG	EFVE	GWD-43AH	16100-97232-000	
660	05.01-	S320V	CNG	EFVE	GWD-43A	16102-97205-000	

# DAIHATSU

CAR NAME	C.C.	YEAR	MODEL	REMARK	ENGINE	GMB NO.	OEM NO.
HIJET ATRAI	660	04.11-	S320V	EFI	EFVE	GWD-43AH	16100-97232-000
	660	04.11-	S320V	EFI	EFVE	GWD-43A	16102-97205-000
	660	05.01-	S330V	CNG	EFVE	GWD-43AH	16100-97232-000
	660	05.01-	S330V	CNG	EFVE	GWD-43A	16102-97205-000
	660	04.11-	S330V	EFI	EFVE	GWD-43AH	16100-97232-000
	660	04.11-	S330V	EFI	EFVE	GWD-43A	16102-97205-000
	660	05.01-	S330W	EFI	EFVE	GWD-43AH	16100-97232-000
	660	05.01-	S330W	EFI	EFVE	GWD-43A	16102-97205-000
	660	99.11-05.03	S200V	CNG	EFVN	GWD-43AH	16100-97232-000
	660	99.11-05.03	S200V	CNG	EFVN	GWD-43A	16102-97205-000
	660	99.11-05.03	S210V	CNG	EFVN	GWD-43AH	16100-97232-000
	660	99.11-05.03	S210V	CNG	EFVN	GWD-43A	16102-97205-000
	660	90.04-94.01	S82V	GAS	EFVS	GWD-38A	16100-87510-000
	660	91.08-94.01	S82W	GAS	EFVS	GWD-38A	16100-87510-000
	660	90.04-94.01	S83V	GAS	EFVS	GWD-38A	16100-87510-000
	660	91.08-94.01	S83W	GAS	EFVS	GWD-38A	16100-87510-000
	660	90.04-91.08	S82V	TBO	EFXS	GWD-38A	16100-87510-000
	660	90.04-91.08	S83V	TBO	EFXS	GWD-38A	16100-87510-000
	660	95.12-98.12	S100V	EFI	EFZS	GWD-49AH	16100-87508-000
	660	95.12-98.12	S100V	EFI	EFZS	GWD-42A	16102-87207-000
	660	95.12-98.12	S100W	EFI	EFZS	GWD-49AH	16100-87508-000
	660	95.12-98.12	S100W	EFI	EFZS	GWD-42A	16102-87207-000
	660	95.12-98.12	S110V	EFI	EFZS	GWD-49AH	16100-87508-000
	660	95.12-98.12	S110V	EFI	EFZS	GWD-42A	16102-87207-000
	660	95.12-98.12	S120V	EFI	EFZS	GWD-49AH	16100-87508-000
	660	95.12-98.12	S120V	EFI	EFZS	GWD-42A	16102-87207-000
	660	95.12-98.12	S130V	EFI	EFZS	GWD-49AH	16100-87508-000
	660	95.12-98.12	S130V	EFI	EFZS	GWD-42A	16102-87207-000
	1300	00.07-04.04	S221G	EFI	K3VE		16100-97412-000
	1300	01.07-04.04	S221V	EFI	K3VE		16100-97412-000
1300	00.07-04.04	S231G	EFI	K3VE		16100-97412-000	
1300	01.07-04.04	S231V	EFI	K3VE		16100-97412-000	
LEEZA	550	86.11-90.07	L100S	GAS	EB	GWD-29A	16100-87252-000
	550	86.11-90.07	L100V	GAS	EB	GWD-29A	16100-87252-000
	550	86.11-90.07	L100V	TBO	EB	GWD-29A	16100-87252-000
	660	90.08-92.07	L111S	GAS	EFHL	GWD-36A	16100-87248-000
	660	91.11-92.07	L111SK	TBO	EFJL	GWD-36A	16100-87248-000
	660	91.01-92.07	L111S	TBO	EFJL	GWD-36A	16100-87248-000
MAX	660	01.11-04.05	L950S	TBO	EFDET	GWD-40AH	16100-87249-000
	660	02.05-04.05	L950S	TBO	EFDET	GWD-52AH	16100-97242-000
	660	01.11-04.05	L950S	TBO	EFDET	GWD-42A	16102-87207-000
	660	02.05-04.05	L950S	TBO	EFDET	GWD-52A	16102-97206-000
	660	01.11-04.05	L960S	TBO	EFDET	GWD-40AH	16100-87249-000
	660	02.05-04.05	L960S	TBO	EFDET	GWD-52AH	16100-97242-000
	660	01.11-04.05	L960S	TBO	EFDET	GWD-42A	16102-87207-000
	660	02.05-04.05	L960S	TBO	EFDET	GWD-52A	16102-97206-000
	660	01.11-04.05	L950S	EFI	EFVE	GWD-40AH	16100-87249-000
	660	01.11-04.05	L950S	EFI	EFVE	GWD-52AH	16100-97242-000
	660	01.11-04.05	L950S	EFI	EFVE	GWD-42A	16102-87207-000
	660	01.11-04.05	L950S	EFI	EFVE	GWD-52A	16102-97206-000
	660	01.11-04.05	L960S	EFI	EFVE	GWD-40AH	16100-87249-000
	660	01.11-04.05	L960S	EFI	EFVE	GWD-50AH	16100-97242-000
	660	01.11-04.05	L960S	EFI	EFVE	GWD-42A	16102-87207-000
	660	01.11-04.05	L960S	EFI	EFVE	GWD-52A	16102-97206-000
	660	01.11-04.05	L952S	TBO	JBDET	GWD-45A	16100-97212-000
	660	01.11-04.05	L962S	TBO	JBDET	GWD-45A	16100-97212-000
MIDGETII	660	97.01-99.08	K100C	GAS	EFCK	GWD-39A	16100-87507-000
	660	96.03-99.08	K100P	GAS	EFCK	GWD-39A	16100-87507-000
	660	99.08-01.07	K100C	EFI	EFSE	GWD-47A	16100-97502-000
	660	99.08-01.07	K100P	EFI	EFSE	GWD-47A	16100-97502-000

# DAIHATSU

CAR NAME	C.C.	YEAR	MODEL	REMARK	ENGINE	GMB NO.	OEM NO.
MIRA	550	85.08-90.02	L70S	GAS	EB	GWD-29A	16100-87252-000
	550	85.08-90.02	L70S	TBO	EB	GWD-29A	16100-87252-000
	550	85.08-90.02	L70V	GAS	EB	GWD-29A	16100-87252-000
	550	85.08-90.02	L70V	TBO	EB	GWD-29A	16100-87252-000
	550	85.08-90.02	L71V	GAS	EB	GWD-29A	16100-87252-000
	550	86.08-90.02	L71V	TBO	EB	GWD-29A	16100-87252-000
	660	90.03-95.01	L200S	GAS	EFCL	GWD-36A	16100-87248-000
	660	90.03-95.01	L200V	GAS	EFCL	GWD-36A	16100-87248-000
	660	90.04-94.08	L210V	GAS	EFCL	GWD-36A	16100-87248-000
	660	94.08-98.08	L500V	GAS	EFCL	GWD-36A	16100-87248-000
	660	94.08-98.08	L510V	GAS	EFCL	GWD-36A	16100-87248-000
	660	98.10-05.03	L700S	TBO	EFDE	GWD-40AH	16100-87249-000
	660	98.10-05.03	L700S	TBO	EFDE	GWD-42A	16102-87207-000
	660	98.10-05.03	L710S	TBO	EFDE	GWD-40AH	16100-87249-000
	660	98.10-05.03	L710S	TBO	EFDE	GWD-42A	16102-87207-000
	660	02.12-04.04	L250S	TBO	EFDET	GWD-41AH	16100-87251-000
	660	02.12-04.04	L250S	TBO	EFDET	GWD-41A	16102-87208-000
	660	02.12-04.04	L260S	TBO	EFDET	GWD-41AH	16100-87251-000
	660	02.12-04.04	L260S	TBO	EFDET	GWD-41A	16102-87208-000
	660	91.08-94.08	L200S	EFI	EFEL	GWD-36A	16100-87248-000
	660	91.10-95.01	L210S	EFI	EFEL	GWD-36A	16100-87248-000
	660	92.08-94.08	L210V	EFI	EFEL	GWD-36A	16100-87248-000
	660	94.08-95.10	L500S	EFI	EFEL	GWD-36A	16100-87248-000
	660	94.08-95.10	L510S	EFI	EFEL	GWD-36A	16100-87248-000
	660	94.10-98.08	L500S	GAS	EFFL	GWD-36A	16100-87248-000
	660	95.10-97.05	L500S	GAS	EFGL	GWD-40AH	16100-87249-000
	660	95.10-97.05	L500S	GAS	EFGL	GWD-42A	16102-87207-000
	660	90.03-95.01	L200S	GAS	EFHL	GWD-36A	16100-87248-000
	660	90.03-95.01	L210S	GAS	EFHL	GWD-36A	16100-87248-000
	660	90.12-91.09	L220S	GAS	EFHL	GWD-36A	16100-87248-000
	660	90.03-94.08	L200S	TBO	EFJL	GWD-36A	16100-87248-000
	660	90.11-94.08	L210S	TBO	EFJL	GWD-36A	16100-87248-000
	660	90.04-93.07	L220S	TBO	EFJL	GWD-36A	16100-87248-000
	660	94.08-95.10	L500S	TBO	EFJL	GWD-36A	16100-87248-000
	660	92.08-94.08	L200S	EFI	EFKL	GWD-36A	16100-87248-000
	660	94.08-95.10	L500S	EFI	EFKL	GWD-36A	16100-87248-000
	660	95.10-98.08	L500S	TBO	EFRL	GWD-40AH	16100-87249-000
	660	95.10-98.08	L500S	TBO	EFRL	GWD-42A	16102-87207-000
	660	97.08-98.08	L510S	TBO	EFRL	GWD-40AH	16100-87249-000
	660	97.08-98.08	L510S	TBO	EFRL	GWD-42A	16102-87207-000
	660	02.12-05.08	L250S	EFI	EFSE	GWD-48A	16100-97241-000
	660	05.08-	L250S	EFI	EFSE		16100-B9100-000
	660	02.12-05.08	L250V	EFI	EFSE	GWD-48A	16100-97241-000
	660	05.08-	L250V	EFI	EFSE		16100-B9100-000
	660	02.12-05.08	L260S	EFI	EFSE	GWD-48A	16100-97241-000
	660	05.08-	L260S	EFI	EFSE		16100-B9100-000
	660	02.12-05.08	L260V	EFI	EFSE	GWD-48A	16100-97241-000
	660	05.08-	L260V	EFI	EFSE		16100-B9100-000
	660	98.10-02.12	L700S	EFI	EFSE	GWD-48A	16100-97241-000
	660	98.10-02.12	L700V	EFI	EFSE	GWD-48A	16100-97241-000
660	98.10-02.12	L710S	EFI	EFSE	GWD-48A	16100-97241-000	
660	98.10-02.12	L710V	EFI	EFSE	GWD-48A	16100-97241-000	
660	02.12-04.02	L250S	EFI	EFVD		16100-97228-000	
660	02.12-04.02	L250S	EFI	EFVD		16102-97203-000	
660	02.12-04.04	L250S	EFI	EFVE	GWD-40AH	16100-87249-000	
660	02.12-04.04	L250S	EFI	EFVE	GWD-42A	16102-87207-000	
660	02.12-04.02	L250V	EFI	EFVE	GWD-40AH	16100-87249-000	
660	02.12-04.02	L250V	EFI	EFVE	GWD-42A	16102-87207-000	
660	02.12-04.04	L260S	EFI	EFVE	GWD-40AH	16100-87249-000	
660	02.12-04.04	L260S	EFI	EFVE	GWD-42A	16102-87207-000	
660	98.10-05.03	L700S	EFI	EFVE	GWD-40AH	16100-87249-000	
660	98.10-05.03	L700S	EFI	EFVE	GWD-42A	16102-87207-000	
660	01.10-02.12	L700V	EFI	EFVE	GWD-40AH	16100-87249-000	



# DAIHATSU

CAR NAME	C.C.	YEAR	MODEL	REMARK	ENGINE	GMB NO.	OEM NO.
MIRA	660	01.10-02.12	L700V	EFI	EFVE	GWD-42A	16102-87207-000
	660	98.10-05.03	L710S	EFI	EFVE	GWD-40AH	16100-87249-000
	660	98.10-05.03	L710S	EFI	EFVE	GWD-42A	16102-87207-000
	660	02.12-05.08	L250V	CNG	EFVN	GWD-40AH	16100-87249-000
	660	02.12-05.08	L250V	CNG	EFVN	GWD-52AH	16100-97242-000
	660	02.12-05.08	L250V	CNG	EFVN	GWD-42A	16102-87207-000
	660	02.12-05.08	L250V	CNG	EFVN	GWD-52A	16102-97206-000
	660	02.12-05.08	L260V	CNG	EFVN	GWD-40AH	16100-87249-000
	660	02.12-05.08	L260V	CNG	EFVN	GWD-52AH	16100-97242-000
	660	05.08-	L260V	CNG	EFVN	GWD-52AH	16100-B9050-000
	660	02.12-05.08	L260V	CNG	EFVN	GWD-42A	16102-87207-000
	660	02.12-	L260V	CNG	EFVN	GWD-52A	16102-97206-000
	660	99.11-02.12	L700V	CNG	EFVN	GWD-40AH	16100-87249-000
	660	99.11-02.12	L700V	CNG	EFVN	GWD-42A	16102-87207-000
	660	99.11-02.12	L710V	CNG	EFVN	GWD-40AH	16100-87249-000
	660	99.11-02.12	L710V	CNG	EFVN	GWD-42A	16102-87207-000
	660	90.03-92.08	L200V	TBO	EFXL	GWD-36A	16100-87248-000
	660	95.10-98.08	L500S	EFI	EFZL	GWD-40AH	16100-87249-000
	660	95.10-98.08	L500S	EFI	EFZL	GWD-42A	16102-87207-000
	660	95.10-98.08	L510S	EFI	EFZL	GWD-40AH	16100-87249-000
	660	95.10-98.08	L510S	EFI	EFZL	GWD-42A	16102-87207-000
	660	94.08-98.08	L502S	EFI	JBEL	GWD-44A	16100-87250-000
	660	94.08-98.08	L502S	TBO	JBJL	GWD-44A	16100-87250-000
	660	94.08-98.08	L512S	TBO	JBJL	GWD-44A	16100-87250-000
	1000	02.08-05.03	L701S	EFI	EJVE	GWD-50AH	16100-97205-000
	1000	02.08-05.03	L701S	EFI	EJVE	GWD-42A	16102-87207-000
	1000	02.08-05.03	L711S	EFI	EJVE	GWD-50AH	16100-97205-000
	1000	02.08-05.03	L711S	EFI	EJVE	GWD-42A	16102-87207-000
MOVE	660	98.10-05.03	L900S	TBO	EFDE	GWD-40AH	16100-87249-000
	660	98.10-05.03	L900S	TBO	EFDE	GWD-42A	16102-87207-000
	660	98.10-05.03	L910S	TBO	EFDE	GWD-40AH	16100-87249-000
	660	98.10-05.03	L910S	TBO	EFDE	GWD-42A	16102-87207-000
	660	02.10-04.04	L150S	TBO	EFDET	GWD-41AH	16100-87251-000
	660	02.10-04.04	L150S	TBO	EFDET	GWD-41A	16102-87208-000
	660	02.10-04.04	L160S	TBO	EFDET	GWD-41AH	16100-87251-000
	660	02.10-04.04	L160S	TBO	EFDET	GWD-41A	16102-87208-000
	660	00.10-05.03	L900S	TBO	EFDET	GWD-40AH	16100-87249-000
	660	00.10-05.03	L900S	TBO	EFDET	GWD-42A	16102-87207-000
	660	00.10-05.03	L910S	TBO	EFDET	GWD-40AH	16100-87249-000
	660	00.10-05.03	L910S	TBO	EFDET	GWD-42A	16102-87207-000
	660	95.08-98.09	L600S	GAS	EFGL	GWD-40AH	16100-87249-000
	660	95.08-98.09	L600S	GAS	EFGL	GWD-42A	16102-87207-000
	660	96.04-98.09	L600S	TBO	EFRL	GWD-40AH	16100-87249-000
	660	96.04-98.09	L600S	TBO	EFRL	GWD-42A	16102-87207-000
	660	96.04-98.09	L610S	TBO	EFRL	GWD-40AH	16100-87249-000
	660	96.04-98.09	L610S	TBO	EFRL	GWD-42A	16102-87207-000
	660	98.10-00.10	L900S	EFI	EFSE	GWD-48A	16100-97241-000
	660	02.10-04.04	L150S	EFI	EFVE	GWD-40AH	16100-87249-000
	660	02.10-04.04	L150S	EFI	EFVE	GWD-42A	16102-87207-000
	660	02.10-04.04	L160S	EFI	EFVE	GWD-40AH	16100-87249-000
	660	02.10-04.04	L160S	EFI	EFVE	GWD-42A	16102-87207-000
	660	98.10-02.09	L900S	EFI	EFVE	GWD-40AH	16100-87249-000
	660	98.10-02.09	L900S	EFI	EFVE	GWD-42A	16102-87207-000
	660	98.10-05.03	L910S	EFI	EFVE	GWD-40AH	16100-87249-000
	660	98.10-05.03	L910S	EFI	EFVE	GWD-42A	16102-87207-000
	660	95.08-98.09	L600S	EFI	EFZL	GWD-40AH	16100-87249-000
	660	95.08-98.09	L600S	EFI	EFZL	GWD-42A	16102-87207-000
	660	95.08-98.09	L610S	EFI	EFZL	GWD-40AH	16100-87249-000
	660	95.08-98.09	L610S	EFI	EFZL	GWD-42A	16102-87207-000
	660	98.10-02.09	L902S	TBO	JBDE	GWD-45A	16100-97212-000
	660	01.10-02.09	L912S	TBO	JBDE	GWD-45A	16100-97212-000
	660	02.10-04.04	L152S	TBO	JBDET		16100-97226-000

# DAIHATSU

CAR NAME	C.C.	YEAR	MODEL	REMARK	ENGINE	GMB NO.	OEM NO.
MOVE	660	00.10-02.09	L902S	TBO	JBDET	GWD-45A	16100-97212-000
	660	95.08-98.09	L602S	TBO	JB JL	GWD-44A	16100-87250-000
NAKID	660	99.11-03.12	L750S	TBO	EFDE	GWD-40AH	16100-87249-000
	660	99.11-03.12	L750S	TBO	EFDE	GWD-42A	16102-87207-000
	660	99.11-03.12	L760S	TBO	EFDE	GWD-40AH	16100-87249-000
	660	99.11-03.12	L760S	TBO	EFDE	GWD-42A	16102-87207-000
	660	99.11-03.12	L750S	EFI	EFVE	GWD-40AH	16100-87249-000
	660	99.11-03.12	L750S	EFI	EFVE	GWD-42A	16102-87207-000
	660	99.11-03.12	L760S	EFI	EFVE	GWD-40AH	16100-87249-000
	660	99.11-03.12	L760S	EFI	EFVE	GWD-42A	16102-87207-000
OPTI	660	00.02-02.08	L800S	TBO	EFDE	GWD-40AH	16100-87249-000
	660	00.02-02.08	L800S	TBO	EFDE	GWD-42A	16102-87207-000
	660	98.11-02.08	L810S	TBO	EFDE	GWD-40AH	16100-87249-000
	660	98.11-02.08	L810S	TBO	EFDE	GWD-42A	16102-87207-000
	660	92.02-95.10	L300S	EFI	EFEL	GWD-36A	16100-87248-000
	660	92.02-95.10	L310S	EFI	EFEL	GWD-36A	16100-87248-000
	660	92.08-98.08	L300S	EFI	EFKL	GWD-36A	16100-87248-000
	660	98.11-02.08	L800S	EFI	EFSE	GWD-48A	16100-97241-000
	660	98.11-02.08	L810S	EFI	EFSE	GWD-48A	16100-97241-000
	660	98.11-02.08	L800S	EFI	EFVE	GWD-40AH	16100-87249-000
	660	98.11-02.08	L800S	EFI	EFVE	GWD-42A	16102-87207-000
	660	98.11-02.08	L810S	EFI	EFVE	GWD-40AH	16100-87249-000
	660	98.11-02.08	L810S	EFI	EFVE	GWD-42A	16102-87207-000
	660	95.10-98.08	L300S	EFI	EFZL	GWD-41AH	16100-87251-000
	660	95.10-98.08	L300S	EFI	EFZL	GWD-41A	16102-87208-000
	PYZAR	1500	96.08-02.07	G303G	EFI	HEEG	GWD-32A
1500		96.08-97.08	G313G	EFI	HEEG	GWD-32A	16100-87108-000
1600		97.09-02.07	G301G	EFI	HDEP	GWD-32A	16100-87108-000
1600		97.09-02.07	G311G	EFI	HDEP	GWD-32A	16100-87108-000
ROCKY	1600	90.07-97.05	F300S	EFI	HDE	GWD-35A	16100-87109-000
STORIA	700	98.03-04.05	M112S	TBO	JCDET	GWD-45A	16100-97212-000
	1000	98.01-00.05	M100S	EFI	EJDE	GWD-50AH	16100-97205-000
	1000	98.01-00.05	M100S	EFI	EJDE	GWD-42A	16102-87207-000
	1000	98.01-00.05	M110S	EFI	EJDE	GWD-50AH	16100-97205-000
	1000	98.01-00.05	M110S	EFI	EJDE	GWD-42A	16102-87207-000
	1000	00.05-04.05	M100S	EFI	EJVE	GWD-50AH	16100-97205-000
	1000	00.05-04.05	M100S	EFI	EJVE	GWD-42A	16102-87207-000
	1000	00.05-04.05	M110S	EFI	EJVE	GWD-50AH	16100-97205-000
	1000	00.05-04.05	M110S	EFI	EJVE	GWD-42A	16102-87207-000
	1300	00.05-04.05	M101S	EFI	K3VE	GWT-100A	16100-97411-000
	1300	00.05-04.05	M111S	EFI	K3VE	GWT-100A	16100-97411-000
TAFT RUGGER	1200	74.08-78.08	F10		FE		16100-87181-000
	1600	76.09-81.10	F20		12R	GWT-12A	16100-39116-000
	2500	78.08-82.08	F50		DG	GWD-14A	16100-87309-000
	2500	82.08-82.10	F50		DG	GWD-28A	16100-87381-000
	2800	82.08-84.03	F60		DL	GWD-28A	16100-87382-000
	2800	84.04-87.09	F70		DL		16100-87387-000
	2800	87.09-90.11	F70		DL	GWD-33A	16100-87394-000
	2800	84.04-87.09	F70V		DL		16100-87389-000
	2800	87.09-90.11	F70V		DL	GWD-46A	16100-87395-000
	2800	84.04-87.09	F71G		DL		16100-87389-000
	2800	87.09-90.11	F71G		DL	GWD-46A	16100-87395-000
	2800	93.05-97.05	F73G	DTB	DL	GWD-46A	16100-87395-000
	2800	93.05-97.05	F73W	DTB	DL	GWD-46A	16100-87395-000

# DAIHATSU

CAR NAME	C.C.	YEAR	MODEL	REMARK	ENGINE	GMB NO.	OEM NO.
TAFT RUGGER	2800	84.04-87.09	F75V		DL		16100-87389-000
	2800	87.09-90.11	F75V		DL	GWD-46A	16100-87395-000
	2800	84.04-87.09	F76G		DL		16100-87389-000
	2800	87.09-90.11	F76G		DL	GWD-46A	16100-87395-000
	2800	93.05-97.05	F78G	DTB	DL	GWD-46A	16100-87395-000
	2800	93.05-97.05	F78W	DTB	DL	GWD-46A	16100-87395-000
TANTO	660	03.11-05.06	L350S	TBO	EFDET	GWD-41AH	16100-87251-000
	660	03.11-05.06	L350S	TBO	EFDET	GWD-51AH	16100-97243-000
	660	03.11-05.06	L350S	TBO	EFDET	GWD-41A	16102-87208-000
	660	03.11-05.06	L350S	TBO	EFDET	GWD-51A	16102-97207-000
	660	03.11-05.06	L360S	TBO	EFDET	GWD-41AH	16100-87251-000
	660	03.11-05.06	L360S	TBO	EFDET	GWD-51AH	16100-97243-000
	660	03.11-05.06	L360S	TBO	EFDET	GWD-41A	16102-87208-000
	660	03.11-05.06	L360S	TBO	EFDET	GWD-51A	16102-97207-000
	660	03.11-04.05	L350S	EFI	EFVE	GWD-40AH	16100-87249-000
	660	03.11-04.05	L350S	EFI	EFVE	GWD-52AH	16100-97242-000
	660	03.11-04.05	L350S	EFI	EFVE	GWD-42A	16102-87207-000
	660	03.11-04.05	L350S	EFI	EFVE	GWD-52A	16102-97206-000
	660	03.11-04.05	L360S	EFI	EFVE	GWD-40AH	16100-87249-000
	660	03.11-04.05	L360S	EFI	EFVE	GWD-52AH	16100-97242-000
660	03.11-04.05	L360S	EFI	EFVE	GWD-42A	16102-87207-000	
660	03.11-04.05	L360S	EFI	EFVE	GWD-52A	16102-97206-000	
TERIOS	660	02.01-03.08	J111G	EFI	EFDEM	GWD-40AH	16100-87249-000
	660	02.01-03.08	J111G	EFI	EFDEM	GWD-42A	16102-87207-000
	660	98.10-	J111G	TBO	EFDEM	GWD-40AH	16100-87249-000
	660	03.08-	J111G	TBO	EFDEM	GWD-52AH	16100-97242-000
	660	98.10-	J111G	TBO	EFDEM	GWD-42A	16102-87207-000
	660	03.08-	J111G	TBO	EFDEM	GWD-52A	16102-97206-000
	660	02.01-03.08	J131G	EFI	EFDEM	GWD-40AH	16100-87249-000
	660	02.01-03.08	J131G	EFI	EFDEM	GWD-42A	16102-87207-000
	660	00.01-	J131G	TBO	EFDEM	GWD-40AH	16100-87249-000
	660	03.08-	J131G	TBO	EFDEM	GWD-52AH	16100-97242-000
	660	00.01-	J131G	TBO	EFDEM	GWD-42A	16102-87207-000
	660	03.08-	J131G	TBO	EFDEM	GWD-52A	16102-97206-000
	660	98.10-	J111G	TBO	EFDET	GWD-40AH	16100-87249-000
	660	03.08-	J111G	TBO	EFDET	GWD-52A	16100-97242-000
	660	98.10-	J111G	TBO	EFDET	GWD-42A	16102-87207-000
	660	03.08-	J111G	TBO	EFDET	GWD-52A	16102-97206-000
	660	00.01-	J131G	TBO	EFDET	GWD-40AH	16100-87249-000
	660	03.08-	J131G	TBO	EFDET	GWD-52AH	16100-97242-000
	660	00.01-	J131G	TBO	EFDET	GWD-42A	16102-87207-000
	660	03.08-	J131G	TBO	EFDET	GWD-52A	16102-97206-000
1300	97.03-00.05	J100G	EFI	HCEJ	GWD-35A	16100-87109-000	
1300	00.05-02.01	J102G	EFI	K3VE		16100-97413-000	
1300	00.05-05.11	J102G	EFI	K3VE	GWT-100A	16100-B9010-000	
1300	00.05-02.01	J122G	EFI	K3VE		16100-97413-000	
1300	00.05-05.11	J122G	EFI	K3VE	GWT-100A	16100-B9010-000	
1300	00.08-02.01	J102G	TBO	K3VET		16100-97413-000	
1300	00.08-05.11	J102G	TBO	K3VET	GWT-100A	16100-B9010-000	
TERIOS KID	660	98.10-05.03	J111G	TBO	EFDEM	GWD-40AH	16100-87249-000
	660	03.08-05.03	J111G	TBO	EFDEM	GWD-52AH	16100-97242-000
	660	98.10-05.03	J111G	TBO	EFDEM	GWD-42A	16102-87207-000
	660	03.08-05.03	J111G	TBO	EFDEM	GWD-52A	16102-97206-000
	660	00.01-05.03	J131G	TBO	EFDEM	GWD-40AH	16100-87249-000
	660	03.08-05.03	J131G	TBO	EFDEM	GWD-52AH	16100-97242-000
	660	00.01-05.03	J131G	TBO	EFDEM	GWD-42A	16102-87207-000
	660	03.08-05.03	J131G	TBO	EFDEM	GWD-52A	16102-97206-000
	660	98.10-05.03	J111G	TBO	EFDET	GWD-40AH	16100-87249-000
	660	03.08-05.03	J111G	TBO	EFDET	GWD-52AH	16100-97242-000
660	98.10-05.03	J111G	TBO	EFDET	GWD-42A	16102-87207-000	

# DAIHATSU

CAR NAME	C.C.	YEAR	MODEL	REMARK	ENGINE	GMB NO.	OEM NO.
TERIOS KID	660	03.08-05.03	J111G	TBO	EFDET	GWD-52A	16102-97206-000
	660	00.01-05.03	J131G	TBO	EFDET	GWD-40AH	16100-87249-000
	660	03.08-05.03	J131G	TBO	EFDET	GWD-52AH	16100-97242-000
	660	00.01-05.03	J131G	TBO	EFDET	GWD-42A	16102-87207-000
	660	03.08-05.03	J131G	TBO	EFDET	GWD-52A	16102-97206-000
TERIOS LUKIA	660	02.01-03.08	J111G	EFI	EFDEM	GWD-40AH	16100-87249-000
	660	02.01-03.08	J111G	EFI	EFDEM	GWD-42A	16102-87207-000
	660	02.01-03.08	J131G	EFI	EFDEM	GWD-40AH	16100-87249-000
	660	02.01-03.08	J131G	EFI	EFDEM	GWD-42A	16102-87207-000
YRV	1000	00.08-02.12	M200G	EFI	EJVE	GWD-52AH	16100-97205-000
	1000	00.08-02.12	M200G	EFI	EJVE	GWD-42A	16102-87207-000
	1300	00.08-04.04	M201G	EFI	K3VE	GWT-100A	16100-97411-000
	1300	00.08-04.04	M211G	EFI	K3VE	GWT-100A	16100-97411-000
	1300	00.08-04.04	M201G	TBO	K3VT	GWT-100A	16100-97411-000
	1300	00.08-04.04	M211G	TBO	K3VT	GWT-100A	16100-97411-000

## CITROEN BX

CAR NAME	YEAR	MODEL / ENGINE / REMARK	GMB NO.	OEM NO.
CITROEN BX	82-86	1.1L	GWP-08AP	7901120258
	82-86	1.4L	GWP-08AP	7901120258
LNA	79-86	1.1L	GWP-08AP	7901120258
VISA	78-87	1.1L,1.2L	GWP-08AP	7901120258
	82-86	1.4L	GWP-08AP	7901120258
C15	85-87	1.1L,1.4L	GWP-08AP	7901120258

## DACIA

CAR NAME	YEAR	MODEL / ENGINE / REMARK	GMB NO.	OEM NO.
DUSTER SHIFTER PICK-UP	84-94	1.4L	GWR-01A	6000039201

## DAF

CAR NAME	YEAR	MODEL / ENGINE / REMARK	GMB NO.	OEM NO.
66L,66SL MARATHON	72-76	1.1L,1.3L	GWR-01A	3267343

## DESOTO(USA)

CAR NAME	YEAR	MODEL / ENGINE / REMARK	GMB NO.	OEM NO.
ALL MODELS	58-61	ALL MODELS	GWCR-20A	3683834

# FIAT

## **CAR NAME**

124
127
128
131 MIRAFIORI
132
ARGENTA
LADA POLSKI-FIAT
LADA RIVA VAN
LADA SAMARA
PANDA
REGATTA
RITMO
SEAT 124
SEAT 127
SEAT 128
SEAT 131
SEAT IBIZA
SEAT MALAGA
SEAT MARBELLA
SEAT RONDA
SEAT TERRA VAN
SEAT TOLEDO
STRADA
TEMPRA
TIPO
UNO
X1/9
YUGO 101
YUGO 311(VAN),511,513
YUGO 45 VAN
YUGO 55 VAN
YUGO 65
YUGO TEMPO(VAN)
ZASTAVA

# FIAT

CAR NAME	YEAR	MODEL / ENGINE / REMARK	GMB NO.	OEM NO.
	61-68	1300,1500 FIXED FAN	<b>GWFI-02A</b>	4119143
	61-68	1500 DISENGAGED FAN	<b>GWFI-11A</b>	4081489
	59-68	1800	<b>GWFI-11A</b>	4081489
	61-68	2300 W/O AC	<b>GWFI-11A</b>	4081489
<b>124</b>	66-75	1.2L	<b>GWFI-04A</b>	4129810
	73-74	1.6L SPECIAL T	<b>GWFI-09A</b>	4269431
	73-74	1.6L SPECIAL T 2ND SERIES	<b>GWFI-03A</b>	4331825
	72-76	1.6L 1.8L SPORT COUPE(CC,CS)	<b>GWFI-09A</b>	4269431
	72-76	1.6L 1.8L SPORT COUPE 2ND SERIES	<b>GWFI-03A</b>	4331825
<b>127</b>	71-84	0.9L	<b>GWFI-10A</b>	4384129
	77-85	1.0L	<b>GWFI-07A</b>	4336009
	77-85	1.3L 1.3L(D)	<b>GWFI-07A</b>	4336009
<b>128</b>	69-81	1.1L 1.3L	<b>GWFI-01A</b>	4384128
<b>131 MIRAFIORI</b>	74-84	1.3L	<b>GWFI-05A</b>	4332090
	81-84	1.4L		4456432
	74-80	1.6L CL/L/PANORAMA	<b>GWFI-05A</b>	4332090
	78-84	1.6L SUPER	<b>GWFI-03A</b>	5882689
	80-84	2.0L SUPER exc.A/C	<b>GWFI-03A</b>	4331825
	80-84	2.0L SUPER A/C	<b>GWFI-05A</b>	4332090
	78-85	RANCING & RALLY	<b>GWFI-03A</b>	4331825
	78-84	2.0L 2.5L(D)		7303050
75-85	USA	<b>GWFI-03A</b>	4331825	
<b>132</b>	74-81	1.6L 1.8L 2.0L	<b>GWFI-03A</b>	4331825
<b>ARGENTA</b>	81-84	1.6L 2.0L	<b>GWFI-03A</b>	4331825
	82-86	2.5L(D)		7303050
<b>CROMA</b>	85-94	2.0L		5973319
<b>PANDA</b>	86-92	0.75L	<b>GWFI-13A</b>	5973713
	80-86	0.9L	<b>GWFI-10A</b>	4384129
	85-84	1.0L FIRE ENG	<b>GWFI-13A</b>	5973713
	84-86	1.0L 4X4 exc.FIRE ENG	<b>GWFI-10A</b>	4384129
	86-89	1.3L(D)	<b>GWFI-07A</b>	4336009
<b>REGATTA</b>	84-90	1.1L 1.3L 1.5L(60,70,75,85)	<b>GWFI-01A</b>	4384128
	83-86	1.3L(70) W/AC	<b>GWFI-12A</b>	5990701
	86-87	1.5L(85) W/AC	<b>GWFI-12A</b>	5990701
	84-90	1.6L(85)		5954048
	83-90	1.6L(100)		7574887
	83-86	1.7L(D)		5996705
	86-90	1.7L(D)		7589767
	84-85	1.9L(D)		5999753
85-90	1.9L(D)		7613881	
<b>STRADA RITMO</b>	78-83	1.0L(60)	<b>GWFI-07A</b>	4336009
	78-88	1.1L(60)	<b>GWFI-01A</b>	4384128
	78-88	1.3L(65,75) W/O AC	<b>GWFI-01A</b>	4384128
	78-88	1.3L(65,75) W/ AC	<b>GWFI-12A</b>	5990701
	79-82	1.5L(75) W/O AC	<b>GWFI-01A</b>	4384128
	81-85	1.5L(85S) W/O AC	<b>GWFI-01A</b>	4384128
	89-88	1.5L(75S,85S) W/AC	<b>GWFI-12A</b>	5990701
	81-85	1.6L(100,105)		4466193
	85-88	1.6L(100S)		4458134
	83-86	1.7L(D)		5996705
	86-87	1.7L(D)		7589767
	86-88	1.9L(D) TURBO		7553921
	81-88	2.0L(125,130) ABARTH		4466193

# FIAT

CAR NAME	YEAR	MODEL / ENGINE / REMARK	GMB NO.	OEM NO.
<b>TEMPRA</b>	90-94	1.4L 1.6L W/O AC	<b>GWFI-01A</b>	7635408
	90-94	W/AC NON PASS		7617168
	90-94	W/AC PASS		5990701
	90-94	1.8L ie		7635148
	90-94	1.9L(D) NON TURBO		7648451
	90-94	TURBO		7631379
	90-94	2.0L ie		5999790
<b>TIPO</b>	88-94	1.1L	<b>GWFI-13A</b>	5973713
	88-92	1.4L 1.6L W/AC NON PASS		7617168
	88-92	W/O AC	<b>GWFI-01A</b>	4384128
	88-92	W/AC & PASS	<b>GWFI-12A</b>	5990701
	88-94	1.7L(D)		7626604
	88-94	1.9L NON TURBO		599753
	88-94	1.9L(D) TURBO		7631379
	92-94	1.8L ie		7635148
92-94	2.0L		5999790	
<b>UNO</b>	83-85	9L(45)	<b>GWFI-10A</b>	5939200
	86-94	1.0L(45)	<b>GWFI-13A</b>	5973713
	83-94	1.1L 1.3L(55,60,70)	<b>GWFI-01A</b>	4384128
	85-90	1.3L TURBO		7533502
	83-94	1.3L(D)	<b>GWFI-07A</b>	4336009
	89-94	1.4L		7615921
	85-94	1.5L		7580754
	87-88	1.7L(D)		7575817
89-94	1.7L(D)(60)		7633470	
<b>X1/9</b>	76-90	1.3L 1.5L	<b>GWFI-01A</b>	4384128
<b>LADA(FIAT)</b>				
	74-95	1.20013E+15	<b>GWFI-06A</b>	2101-1307010
	75-95	NIVA 4X4 , NIVA 4X4 VAN	<b>GWFI-06A</b>	2101-1307010
<b>SAMARA</b>	87-95	1300,1500		2108-1307010
<b>RIVA VAN</b>	85-91		<b>GWFI-06A</b>	2101-1307010
<b>POLSKI-FIAT</b>				
	75-	1.5L 125P FIXED FAN	<b>GWFI-02A</b>	4119143
	75-	DISENGAGED FAN	<b>GWFI-11A</b>	4081489
<b>SEAT(FIAT)</b>				
<b>124</b>	75-80	1.2L		FA-03200003
<b>127</b>	78-85		<b>GWFI-10A</b>	SE-020-032-000A
<b>128</b>	69-80		<b>GWFI-01A</b>	04297101
<b>131</b>	74-83		<b>GWFI-03A</b>	4331825
<b>IBIZA</b>	85-95	0.9L	<b>GWFI-10A</b>	SE-020-032-000A
	85-95	1.2L 1.5L		SE-021-032-000A
<b>MALAGA</b>	85-95			SE-021-032-000A
<b>MARBELLA</b>	85-95	850/900	<b>GWFI-10A</b>	SE-020-032-000A
<b>RONDA</b>	83-86	1.2L 1.5L 1.6L		SE-021-032-000A
<b>TOLEDO</b>	91-95	1.6L 1.8L 1.9L(D)	<b>GWVW-07A</b>	SE-026-121-005C
<b>TERRA VAN</b>	87-95	0.9L	<b>GWVW-10A</b>	SE-020-032-000A



# FIAT

CAR NAME	YEAR	MODEL / ENGINE / REMARK	GMB NO.	OEM NO.
<b>YUGO(FIAT)</b>				
<b>45 , 45 VAN</b>	81-91	903	<b>GWFI-10A</b>	04471378
<b>55 , 55 VAN</b>	84-91	1116	<b>GWFI-01A</b>	04297101
<b>65</b>	88-91	1298	<b>GWFI-01A</b>	04297101
<b>101</b>	69-81	1116	<b>GWFI-01A</b>	04297101
<b>311,511,513,311 VAN</b>	84-90	1116,1301	<b>GWFI-01A</b>	04297101
<b>TEMPO</b>	91-95	903	<b>GWFI-10A</b>	04471378
<b>TEMPO VAN</b>	91-95	1116,1298	<b>GWFI-01A</b>	04297101
<b>ZASTAVA(FIAT)</b>				
	62-68	1.5L	<b>GWFI-11A</b>	4081489
	69-	101	<b>GWFI-01A</b>	4297101

# FORD

## CAR NAME

FORD(AUSTRALIA) LIMITED LISTING	FORD(USA)	MERCURY(FORD)
BRONCO	AEROSTAR(TRUCK)	BOBCAT
CORTINA	BRONCO	CAPRI
F SERIES	BRONCO II	COMET
FAIRLANE	BROUGHAM	MONTEGO
FALCON	COURIER	COUGER XR-7
LTD	CUSTOM	MARQUIS
TRANSIT VAN	ELITE	BROUGHAM
	ESCORT	GRAND MARQUIS
<b>FORD(EUROPE)</b>	EXP	MONTCLAIR
ANGLIA	EXPLORER	MONTEREY
CAPRI I	FAIRLANE	COLONY PARK
CAPRI II	FAIRMONT	STATION WAGON
CAPRI III	FALCON	MYSTIQUE
CLASSIC CAPRI	FESTIVA	LYNX
CONSUL	FIESTA	LN7
CORSAIR	FUTURA	MERKUR-SCORPIOM XR4Ti
CORTINA MK I	GALAXIE	METEOR
CORTINA MK II	GRANADA	MONARCH
CORTINA MK III	LTD	SABLE
CORTINA MK IV/V	LTD II RANCHERO	TOPAZ
ESCORT 86	MAVERICK	TRACER
ESCORT 91	MUSTANG	VILLAGER VAN
ESCORT MK I	PINTO	ZEPHYR
ESCORT MK II	PROBR	
ESCORT MK III	RANGER	
EXECUTIVE	SERIES 100-350	
FIESTA	TAURUS	
FIESTA 89	TEMPO	
GRANADA	THUNDERBIRD	
GRANADA/SCORPIO	TORINO	
ORION		
ORION 86	LINCOLN(USA)	
ORION 91	CONTINENTAL	
PERFECT	MARK III-IV	
SIERRA/SAPPHIRE	TOWN CAR	
TAUNUS	VERSAILLES	
TRANSIT		
ZEPHYR		

# FORD

CAR NAME	YEAR	MODEL / ENGINE / REMARK	GMB NO.	OEM NO.
<b>FORD (AUSTRALIA) LIMITED LISTING</b>				
CORTINA	72-77	TC,TD 200,250 6CYL	GWF-05A	APW5002
	77-80	3.3L,4.1L TD,TE 6CYL	GWF-06A	APW5000
	80-82	TF ALL MODELS 6CYL	GWF-07A	APW5003
FAIRLANE	70-76	4.1L ZD,ZF,ZG NON CROSS FLOW	GWF-05A	APW5002
	73-76	4.1L ZG CROSS FLOW W/AC	GWF-06A	APW5000
	79-81	4.1L ZJ CROSS FLOW W/O AC	GWF-06A	APW5000
	81-88	4.1L ZJ,ZK,ZL W/AC 8 BLADE FAN	GWF-07A	APW5003
	88-92	NA SERIES ,	GWF-59A	APW5009
FALCON	70-76	XY,XA,XB 6CYL NON CROSS FLOW	GWF-05A	APW5002
	73-76	XB 6CYL NON CROSS FLOW W/AC	GWF-06A	APW5000
	76-82	XC,XD 6CYL CROSS FLOW W/O AC	GWF-06A	APW5000
	76-88	XC,XD,XE,XF 6CYL W/AC	GWF-07A	APW5003
	88-94	EA SERIES I,EB,ED 6CYL	GWF-59A	APW5009
	93-	ED,EF,(4.0L)	GWF-78A	EF-8501KT
LTD	79-82	FC 6CYL	GWF-06A	APW5000
	82-88	FC,FD,FE 6CYL	GWF-07A	APW5003
	88-94	DA SERIES , ,DC,DE 6CYL	GWF-59A	APW5009
BRONCO	81-87	4.1L 6CYL W/O AC	GWF-06A	APW5000
	81-87	4.1L 6CYL W/AC	GWF-07A	APW5003
F SERIES	74-78	F100,250,350 6CYL	GWF-05A	APW5002
	78-87	F100,250,350 6CYL	GWF-06A	APW5000
	81-94	F100,250,350 6CYL W/AC	GWF-07A	APW5003
TRANSIT VAN	73-78	125,175 6CYL	GWF-05A	APW5002
	78-81	125,175 6CYL	GWF-06A	APW5000
<b>FORD(EUROPE)</b>				
ANGLIA	59-67		GWF-02A	5005004
CAPRI	69-71	1.3L(V4)	GWF-04A	5005036
	68-70	1.3L OHV	GWF-02A	5005004
	70-74	1.3L OHV	GWF-01A	5005054
	69-73	1.3L OHC	GWF-03A	5013267
	69-71	1.5L(V4)	GWF-04A	5005036
	68-70	1.6L OHV	GWF-02A	5005004
	70-72	1.6L OHV	GWF-01A	5005054
	72-74	1.6L OHC	GWF-03A	5013267
	69-71	1.7L(V4)	GWF-04A	5005036
	68-74	2.0L	GWF-08A	5005794
CAPRI	74-77	1.3L	GWF-01A	5005054
	74-77	1.6L	GWF-03A	5013267
	74-77	1.7L THREAD HUB	GWF-47A	5007851
	74-77	1.7L PLAIN HUB	GWF-14A	5007852
	74-77	2.0L OHC	GWF-03A	5013267
	74-77	2.0L V4	GWF-08A	5005794
	74-77	3.0L	GWF-08A	5005794
CAPRI	78-82	1.3L FIXED FAN	GWF-01A	5005054
	78-82	VISCOUS FAN	GWF-17A	5004998
	78-88	1.6L FIXED FAN	GWF-03A	5013267
	78-88	VISCOUS FAN	GWF-18A	5011863
	78-88	2.0L FIXED FAN	GWF-03A	5013267
	78-88	VISCOUS FAN	GWF-18A	5011863
	78-81	3.0L	GWF-08A	5005794
CLASSIC CAPRI	61-64	1.3L,1.5L	GWF-02A	5005004

# FORD

CAR NAME	YEAR	MODEL / ENGINE / REMARK	GMB NO.	OEM NO.
<b>FORD(EUROPE)</b>				
<b>CONSUL</b>	72-74	2.0L	<b>GWF-08A</b>	5005794
	74-75	2.0L	<b>GWF-03A</b>	5013267
	72-75	2.5L,3.0L	<b>GWF-08A</b>	5005794
<b>CORSAIR</b>	63-65	1.5L	<b>GWF-02A</b>	5005004
	63-70	1.7L,2.0L	<b>GWF-08A</b>	5005794
<b>CORTINA MK</b>	62-66	1.2L,1.5L	<b>GWF-02A</b>	5005004
<b>CORTINA MK</b>	67-70	1.3L,1.5L,1.6L	<b>GWF-02A</b>	5005004
<b>CORTINA MK</b>	70-76	1.3L	<b>GWF-01A</b>	5005054
	70-73	1.6L	<b>GWF-01A</b>	5005054
	73-76	1.6L	<b>GWF-03A</b>	5013267
	70-76	2.0L	<b>GWF-03A</b>	5013267
<b>CORTINA MK /</b>	76-79	1.3L FIXED FAN	<b>GWF-01A</b>	5005054
	79-82	VISCOUS FAN	<b>GWF-17A</b>	5004998
	76-82	1.6L,2.0L FIXED FAN	<b>GWF-03A</b>	5013267
	79-82	VISCOUS FAN	<b>GWF-18A</b>	5013268
	77-79	2.3L FIXED FAN	<b>GWF-25A</b>	5005193
	77-79	VISCOUS FAN/PLAIN HUB	<b>GWF-14A</b>	5007852
79-82	VISCOUS FAN/THREAD HUB	<b>GWF-47A</b>	5007851	
<b>ESCORT MK</b>	67-70	0.9L,1.1L,1.3L	<b>GWF-02A</b>	5005004
	70-75	1.1L,1.3L,1.6L	<b>GWF-01A</b>	5005054
	73-75	RS2000	<b>GWF-03A</b>	5013267
<b>ESCORT MK</b>	75-80	0.9L,1.1L,1.3L FIXED FAN	<b>GWF-01A</b>	5005054
	79-80	1.1L,1.3L,1.6L VISCOUS FAN	<b>GWF-17A</b>	5004998
	75-80	1.6L OHV	<b>GWF-01A</b>	5005054
	76-78	OHC	<b>GWF-03A</b>	5013267
	75-80	RS2000 FIXED FAN	<b>GWF-03A</b>	5013267
	79-80	VISCOUS FAN	<b>GWF-18A</b>	5013268
<b>ESCORT MK</b>	80-86	1.1L	<b>GWF-10A</b>	5005197
	80-81	1.3L,1.6L		5006210
	81-86	1.1L,1.3L,1.6L	<b>GWF-40A</b>	5008470
	83-86	1.6L(D)		5011013
<b>ESCORT 86</b>	86-88	1.1L,1.3L	<b>GWF-10A</b>	5005197
	88-90		<b>GWF-88A</b>	5020437
	86-90	1.4L,1.6L	<b>GWF-65A</b>	5013320
	86-90	1.6L(1600cc)	<b>GWF-86A</b>	5020121
	86-88	1.6L(D)		5011013
	88-90	1.8L(D)		5020242
<b>ESCORT 91</b>	90-94	1.3L	<b>GWF-88A</b>	5020437
	90-94	1.4L	<b>GWF-65A</b>	5013320
	90-92	1.6L	<b>GWF-65A</b>	5013320
	90-94	1.8L(D)	<b>GWF-89A</b>	5020242
<b>EXECUTIVE</b>	66-71	3.0L	<b>GWF-08A</b>	5005794
<b>FIESTA</b>	76-89	0.9L,1.1L	<b>GWF-10A</b>	5005197
	76-84	1.3L	<b>GWF-10A</b>	5005197
	84-86	1.3L	<b>GWF-40A</b>	5008470
	86-89	1.4L	<b>GWF-65A</b>	5013320
	82-84	1.6L	<b>GWF-10A</b>	5005197
	84-86	1.6L	<b>GWF-40A</b>	5008470
	86-89	1.6L	<b>GWF-65A</b>	5013320
	84-88	1.6L(D)		5011013

# FORD

CAR NAME	YEAR	MODEL / ENGINE / REMARK	GMB NO.	OEM NO.
<b>FORD(EUROPE)</b>				
<b>FIESTA</b>	88-89	1.8L(D)	<b>GWF-89A</b>	5020242
<b>FIESTA 89</b>	89-91	0.9L,1.1L,1.3L	<b>GWF-88A</b>	5020437
	91-94	1.1L,1.3L		6683522
	89-92	1.6L	<b>GWF-65A</b>	5013320
	89-94	1.8L(D)	<b>GWF-89A</b>	5020242
<b>GRANADA</b>	71-79	2.0L	<b>GWF-25A</b>	5005193
	79-85	2.0L	<b>GWF-18A</b>	5013268
	75-79	OHC	<b>GWF-03A</b>	5001864
	77-82	2.1L		1582105
	77-79	2.3L,2.8L FIXED FAN	<b>GWF-25A</b>	5005193
	77-85	VISCOUS FAN PLAIN HUB	<b>GWF-14A</b>	5007852
	77-85	THREAD HUB	<b>GWF-47A</b>	5007851
	80-85	2.5L(D)		5009823
	72-77	2.5L,3.0L	<b>GWF-08A</b>	5005794
<b>GRANADA/SCORPIO</b>	85-89	1.8L,2.0L	<b>GWF-18A</b>	5013268
	87-89	2.4L		5012434
	86-88	2.5L(D)		5009823
	88-94	2.5L(D) TURBO		8019394
	85-87	2.8L	<b>GWF-49A</b>	5011846
	88-94	2.9L		5012434
<b>ORION</b>	83-86	1.3L,1.6L	<b>GWF-40A</b>	5008470
	83-86	1.6L(D)		5011013
<b>ORION 86</b>	86-88	1.1L,1.3L	<b>GWF-10A</b>	5005197
	88-90	1.1L,1.3L	<b>GWF-88A</b>	5020437
	86-90	1.4L,1.6L	<b>GWF-65A</b>	5013320
	86-88	1.6L(D)		5011013
	88-90	1.8L(D)	<b>GWF-89A</b>	5020242
<b>ORION 91</b>	90-93	1.3L	<b>GWF-88A</b>	5020437
	90-93	1.4L	<b>GWF-65A</b>	5013320
	90-92	1.6L	<b>GWF-65A</b>	5013320
	91-93	1.8L(D)		5020242
<b>PERFECT</b>	59-61	107E	<b>GWF-02A</b>	5005004
<b>SIERRA/SAPPHIRE</b>	82-87	1.3L FIXED FAN	<b>GWF-03A</b>	5011864
	82-84	VISCOUS FAN	<b>GWF-18A</b>	5013268
	82-93	1.6L FIXED FAN	<b>GWF-03A</b>	5011864
	82-93	VISCOUS FAN	<b>GWF-18A</b>	5013268
	84-88	1.8L	<b>GWF-18A</b>	5013268
	84-88	1.8L(1800cc)	<b>GWF-86A</b>	5020121
	88-93	1.8L(1800cc)		5021218
	90-93	1.8L(D) TURBO		5020242
	82-89	2.0L FIXED FAN	<b>GWF-03A</b>	5011862
	82-89	VISCOUS FAN	<b>GWF-18A</b>	5013268
	80-84	2.3L VISCOUS FAN PLAIN HUB	<b>GWF-14A</b>	5007852
	80-84	THREAD HUB	<b>GWF-47A</b>	5007851
	82-90	2.3L(D)		5009823
	82-88	2.8L	<b>GWF-49A</b>	5011846
89-93	2.9L		5012434	
<b>TAUNUS</b>	62-67	1140CC(V4) 12M	<b>GWF-04A</b>	6036362
	70-79	1.3L,1.6L FIXED FAN	<b>GWF-03A</b>	5013267
	79-82	VISCOUS FAN	<b>GWF-18A</b>	5013268
	62-67	1.5L(V4) 15M	<b>GWF-04A</b>	6036362
	62-67	1.7L(V4) 17M	<b>GWF-04A</b>	6036362
	70-79	1.8L,2.0L,2.3L,2.6L FIXED FAN	<b>GWF-25A</b>	5005193

# FORD

CAR NAME	YEAR	MODEL / ENGINE / REMARK	GMB NO.	OEM NO.
<b>FORD(EUROPE)</b>				
<b>TAUNUS</b>	79-82	2.3L VISCOUS FAN THREAD FAN	<b>GWF-47A</b>	5007851
<b>ZEPHYR ZODIAC MK 8</b>	66-72		<b>GWF-08A</b>	5005794
<b>TRANSIT</b>	75-78	1.6L	<b>GWF-01A</b>	5005054
	78-85	VISCOUS FAN	<b>GWF-18A</b>	5014269
	78-85	FIXED FAN	<b>GWF-03A</b>	5014270
	86-94	1.6L,2.0L	<b>GWF-18A</b>	5013268
	65-78	1.6L,2.0L V4	<b>GWF-08A</b>	5005794
	64-70	1.7L(V4)	<b>GWF-04A</b>	1405398
	71-80	2.4L(D)	<b>GWF-09A</b>	6031236
	80-85	2.4L(D)	<b>GWF-46A</b>	5005916
	85-85	2.5L(D) DIRECT INJ ENG		5011012
85-94	4CA DIRECT INJ ENG	<b>GWF-87A</b>	5012773	
<b>FORD(USA)</b>				
<b>ELITE FAIRLANE LTD RANCHERO TORINO</b>	69-74	250 6CYL	<b>GWF-38A</b>	D5DZ-8501A
	62-68	170,200 6CYL	<b>GWF-29A</b>	D4DZ-8501A
	72-79	351(C,M) 400 8CYL	<b>GWF-11A</b>	D0AZ-8501E
	71-79	302,351(W) 8CYL	<b>GWF-23A</b>	D0OZ-8501C
	70-77	429,460 8CYL	<b>GWF-35A</b>	D5TZ-8501G
	70-71	351 8CYL	<b>GWF-11A</b>	D0AZ-8501E
	70-70	302 8CYL	<b>GWF-23A</b>	D0OZ-8501C
	67-69	289,302,351 8CYL	<b>GWF-42A</b>	C9AZ-8501A
	66-69	390,427,428 8CYL	<b>GWF-37A</b>	D4TZ-8501H
	65-66	289 CAST IRON WP 8CYL	<b>GWF-42A</b>	C9AZ-8501A
<b>ESCORT EXP</b>	91-94	1.8L(112) 4CYL	<b>GWF-71A</b>	E9JY-8501B
	91-94	1.9L(116) FROM 91.4 4CYL	<b>GWF-72A</b>	F1CZ-8501A
	91-91	1.9L(116) TO 91.4 4CYL	<b>GWF-69A</b>	F0CZ-8501A
	85-90	1.9L(116) 4CYL	<b>GWF-50A</b>	E8FZ-8501A
	84-87	2.0L(122) D 4CYL	<b>GWF-52A</b>	E7FZ-8501B
<b>FAIRMONT FUTURA</b>	81-85	1.6L(98) 4CYL	<b>GWF-50A</b>	E7FZ-8501A
	83-83	2.3L(140) 4CYL	<b>GWF-22A</b>	E3BZ-8501A
	78-82	2.3L(140) 4CYL	<b>GWMZ-20A</b>	D8FZ-8501A
	78-83	3.3L(200) 6CYL	<b>GWF-28A</b>	D8BZ-8501A
<b>FALCON</b>	78-82	4.2L(255) 5.0L(302) 5.8L(351W) 8CYL	<b>GWF-23A</b>	D6ZZ-8501B
	60-70	144,170,200 6CYL	<b>GWF-29A</b>	C6DZ-8501C
	67-70	289,302 8CYL	<b>GWF-42A</b>	D3UZ-8501A
	65-66	289 8CYL	<b>GWF-42A</b>	C5AZ-8501E
<b>FESTIVA</b>	87-93	1.3L(79) 4CYL	<b>GWF-66A</b>	E9BZ-8501A
<b>FIESTA</b>	78-80	1.6L(98) 4CYL	<b>GWF-10A</b>	D8RZ-8501A
<b>BROUGHAM CUSTOM GALAXIE LTD</b>	83-86	2.3L(140) 4CYL	<b>GWF-22A</b>	E3BZ-8501A
	82-87	3.8L(230) 6CYL	<b>GWF-21A</b>	E2DZ-8501A
	83-83	3.3L(200) 6CYL	<b>GWF-28A</b>	D8BZ-8501A
	65-72	240 6CYL	<b>GWF-41A</b>	C5AZ-8501A
	92-94	4.6L(281) 8CYL	<b>GWF-75A</b>	F1VZ-8501A
	88-91	5.0L(302) 8CYL	<b>GWF-70A</b>	F0AZ-8501A
	85-91	5.8L(351) 8CYL	<b>GWF-44A</b>	E1AZ-8501A
	86-88	5.0L(302) 8CYL	<b>GWF-44A</b>	E1AZ-8501A
	84-85	5.0L(302) 8CYL W/CFI	<b>GWF-57A</b>	E5ZZ-8501A
	84-85	5.8L(351) 8CYL W/O CFI	<b>GWF-27A</b>	E4ZZ-8501A
	80-85	4.2L(255) 5.0L(302) 5.8L(351W) EXC HD APPLICATIONS 8CYL	<b>GWF-26A</b>	E0AZ-8501A
	80-84	HD APPLICATIONS 8CYL	<b>GWF-44A</b>	E1AZ-8501A
	79-79	5.0L(302) 5.8L(351W) 8CYL	<b>GWF-26A</b>	E0AZ-8501A

# FORD

CAR NAME	YEAR	MODEL / ENGINE / REMARK	GMB NO.	OEM NO.
<b>FORD(USA)</b>				
<b>BROUGHAM CUSTOM GALAXIE LTD</b>	71-79	5.8L(351C,M) 6.6L(400) 8CYL	<b>GWF-11A</b>	D6AZ-8501A
	70-78	5.0L(302) 5.8L(351W) 8CYL	<b>GWF-23A</b>	D6ZZ-8501B
	70-78	429,460 8CYL	<b>GWF-35A</b>	D8TZ-8501B
	65-71	352,390,427,428 8CYL	<b>GWF-37A</b>	C5AZ-8501U
	69-69	429 8CYL		C8VZ-8501A
	68-69	302,351 8CYL	<b>GWF-42A</b>	D3UZ-8501A
	65-67	289 CAST IRON 8CYL	<b>GWF-42A</b>	C5AZ-8501E
	65-65	289 ALUMINUM 8CYL		C5AZ-8501K
<b>GRANADA</b>	80-82	2.3L(140) 4CYL	<b>GWMZ-20A</b>	D8FZ-8501A
	76-82	3.3L(200) 6CYL	<b>GWF-28A</b>	D8BZ-8501A
	82-82	3.8L(230) 6CYL	<b>GWF-21A</b>	E2DZ-8501A
	75-80	4.1L(250) 6CYL	<b>GWF-38A</b>	D5DZ-8501A
	75-75	3.3L(200) W/AC 6CYL	<b>GWF-28A</b>	D8BZ-8501A
	75-75	3.3L(200) W/O AC(75.4-) 6CYL	<b>GWF-28A</b>	D8BZ-8501A
	75-75	3.3L(200) W/O AC(-75.4) 6CYL	<b>GWF-29A</b>	D4DZ-8501A
	75-82	4.2L(255) 5.0L(302) 5.8L(351W) 8CYL	<b>GWF-23A</b>	D6ZZ-8501B
<b>MAVERICK</b>	73-77	140 4CYL	<b>GWMZ-20A</b>	D8FZ-8501A
	70-77	250 6CYL	<b>GWF-38A</b>	D0DZ-8501A
	75-77	200 W/AC 6CYL	<b>GWF-28A</b>	D5BZ-8501A
	75-77	200 W/O AC(75.4-) 6CYL	<b>GWF-29A</b>	D4DZ-8501A
	75-75	200 W/O AC(-75.4) 6CYL	<b>GWF-29A</b>	D4DZ-8501A
	70-74	170,200 6CYL	<b>GWF-29A</b>	D4DZ-8501A
	71-77	5.0L(302) 5.8L(351W) 8CYL	<b>GWF-23A</b>	D0OZ-8501C
<b>MUSTANG</b>	87-93	2.3L(140) 4CYL	<b>GWF-61A</b>	E6ZZ-8501A
	83-88	2.3L(140) 4CYL	<b>GWF-22A</b>	E4BZ-8501A
	74-82	2.3L(140) 4CYL	<b>GWMZ-20A</b>	D8FZ-8501A
	82-87	3.8L(230) 6CYL	<b>GWF-21A</b>	E2DZ-8501A
	94-95	3.8L(232) 6CYL	<b>GWF-80A</b>	F4SZ-8501A
	78-82	3.3L(200) 6CYL	<b>GWF-28A</b>	D8BZ-8501A
	74-79	2.8L(171) 6CYL	<b>GWF-24A</b>	D8ZZ-8501A
	69-73	250 6CYL	<b>GWF-38A</b>	D2DZ-8501A
	65-70	170,200 6CYL	<b>GWF-29A</b>	C6DZ-8501C
	96-98	4.6L(281) 8CYL	<b>GWF-83A</b>	F3LY-8501A/B
	96-98	4.6L(281) 8CYL		F6LZ-8501AA
	86-93	5.0L(302) 8CYL	<b>GWF-56A</b>	F0ZZ-8501A
	79-85	4.2L(255) 5.0L(302) EXC HIGH OUT-PUT 8CYL	<b>GWF-27A</b>	E4ZZ-8501A
	84-85	5.0L(302) HIGH-OUTPUT 8CYL	<b>GWF-57A</b>	E5ZZ-8501A
	94-95	5.0L(8CYL)	<b>GWF-92A</b>	F4ZZ-8501A/B
	76-78	5.0L(302)(76.3-) 8CYL	<b>GWF-23A</b>	D6ZZ-8501B
	75-76	5.0L(302)(-76.3) 8CYL		D5ZZ-8501A
	71-73	5.0L(302) 8CYL	<b>GWF-23A</b>	D0OZ-8501C
	71-73	351 8CYL	<b>GWF-11A</b>	D0AZ-8501C
	71-71	429 8CYL	<b>GWF-35A</b>	D2VY-8501C
	70-70	302,351W 8CYL	<b>GWF-23A</b>	D0OZ-8501C
	70-70	351C 8CYL	<b>GWF-11A</b>	D0AZ-8501C
	67-70	390,427,428 8CYL	<b>GWF-37A</b>	D0AZ-8501D
	69-69	429 8CYL		C9VZ-8501A
68-69	289,302,351 8CYL	<b>GWF-42A</b>	D3UZ-8501A	
65-67	289 W/CAST IRON HOUSING 8CYL	<b>GWF-42A</b>	D3UZ-8501A	
65-67	289 W/ALUM HOUSING 8CYL		C5AZ-8501K	
<b>PINTO</b>	74-80	2.3L(140) 4CYL	<b>GWMZ-20A</b>	D8FZ-8501A
	71-74	2.0L(122) 4CYL	<b>GWF-03A</b>	D1FZ-8501A
	71-74	1.6L(98) 4CYL	<b>GWF-01A</b>	D1FZ-8501B
	74-79	2.8L(171)6CYL	<b>GWF-24A</b>	D8ZZ-8501A
	70-72	170 6CYL	<b>GWF-29A</b>	D4DZ-8501A
<b>PROBR</b>	93-94	2.0L(122) 4CYL		F32Z-8501B
	89-92	2.2L(134) 4CYL	<b>GWF-64A</b>	F0ZZ-8501A

# FORD

CAR NAME	YEAR	MODEL / ENGINE / REMARK	GMB NO.	OEM NO.
<b>FORD(USA)</b>				
<b>PROBR</b>	93-94	2.5L(153) 6CYL		F32Z-8501A
	90-92	3.0L(183) 6CYL		F02Z-8501B
<b>TAURUS</b>	89-91	2.5L(153)(89.2-) 4CYL	<b>GWF-104A</b>	E9DZ-8501B
	86-89	2.5L(153)(-89.2) 4CYL	<b>GWF-51A</b>	E6DZ-8501B
	86-94	3.0L(183) EXC SHO ENG 6CYL	<b>GWF-48A</b>	E6DZ-8501A
	89-94	3.0L(183) SHO ENG 6CYL		F0DZ-8501A
	95-	3.0L(183) 6CYL	<b>GWF-82A</b>	F5DZ-8501A
	-		<b>GWF-82A</b>	F6DZ-8501FA
	93-94	3.2L 6CYL		F3DZ-8501A
	88-94	3.8L(230) 6CYL	<b>GWF-60A</b>	E8DZ-8501A
94-95	3.8L(232) 6CYL	<b>GWF-79A</b>	F4DZ-8501A	
<b>TEMPO</b>	92-94	2.3L(140) 4CYL	<b>GWF-51A</b>	F23Z-8501Z
	84-91	2.3L(140) 4CYL	<b>GWF-36A</b>	E93Z-8501A
	84-86	2.0L(122) 4CYL	<b>GWF-52A</b>	E43Z-8501B
	92-94	3.0L(183) 6CYL		F23Z-8501A
<b>THUNDERBIRD</b>	88-88	2.3L(140) 4CYL	<b>GWF-61A</b>	E6ZZ-8501A
	83-88	2.3L(140) 4CYL	<b>GWF-22A</b>	E4BZ-8501A
	96-98	3.8L(6CYL)	<b>GWF-94A</b>	F6ZZ-8501A/BE
	-		<b>GWF-94A</b>	F7ZZ-8501AA
	-		<b>GWF-94A</b>	F8ZZ-8501AA
	89-94	3.8L(232) W/O SUPERCHARGER 6CYL	<b>GWF-63A</b>	E9SZ-8501A
	89-94	3.8L(232) W/ SUPERCHARGER		E9SZ-8501B
	88-88	3.8L(232) 6CYL	<b>GWF-63A</b>	E9SZ-8501A
	82-87	3.8L(232) 6CYL	<b>GWF-21A</b>	E2DZ-8501A
	80-82	3.3L(200) 6CYL	<b>GWF-28A</b>	D8BZ-8501A
	94-95	3.8L(232) 6CYL	<b>GWF-80A</b>	F4SZ-8501A
	91-93	5.0L(302) 8CYL	<b>GWF-93A</b>	F1SZ-8501A
	86-88	5.0L(302) 8CYL	<b>GWF-56A</b>	E6AZ-8501A
	85-85	5.0L(302) 8CYL	<b>GWF-44A</b>	E1AZ-8501A
	80-84	4.2L(255) 5.0L(302) 8CYL	<b>GWF-26A</b>	E0AZ-8501A
	77-79	302,305W 8CYL	<b>GWF-23A</b>	D6ZZ-8501B
	77-79	351C,M 400 8CYL	<b>GWF-11A</b>	D6AZ-8501A
70-77	429,460 8CYL	<b>GWF-35A</b>	D1VY-8501A	
72-72	400 8CYL	<b>GWF-11A</b>	D6AZ-8501A	
68-69	429 8CYL		C8SZ-8501A	
65-68	390,428 8CYL	<b>GWF-37A</b>	D4TZ-8501H	
<b>AEROSTAR (TRUCK)</b>	86-87	2.3L(140) 4CYL	<b>GWF-22A</b>	E4BZ-8501A
	86-94	3.0L(183) 6CYL	<b>GWF-53A</b>	E69Z-8501A
	95-98	3.0L(183) 6CYL	<b>GWF-85A</b>	F59Z-8501A
	90-94	4.0L(244) 6CYL	<b>GWF-77A</b>	F0TZ-8501D
	86-86	2.8L(171) 6CYL	<b>GWF-31A</b>	E3TZ-8501F
<b>BRONCO, BRONCO</b>	88-92	4.9L(300) 6CYL	<b>GWF-62A</b>	F0TZ-8501F
	93-96	4.9L(300) 6CYL	<b>GWF-81A</b>	F6TZ-8501KA/KB
	86-90	2.9L(177) 6CYL	<b>GWF-58A</b>	F6TZ-8501A
	87-87	4.9L(300) 6CYL	<b>GWF-55A</b>	E7TZ-8501B
	86-84	2.8L(171) 6CYL	<b>GWF-31A</b>	E3TZ-8501F
	86-83	4.9L(300) 6CYL	<b>GWF-34A</b>	E5TZ-8501B
	82-80	4.9L(300) 6CYL	<b>GWF-39A</b>	E4TZ-8501B
	66-74	170,200 6CYL	<b>GWF-29A</b>	D4DZ-8501A
	87-94	5.0L(302) 8CYL	<b>GWF-67A</b>	E7TZ-8501A
	88-94	5.8L(351H) 8CYL	<b>GWF-67A</b>	E7TZ-8501A
	81-87	5.8L(351W) 8CYL	<b>GWF-23A</b>	D6ZZ-8501B
	80-86	5.0L(302) 8CYL	<b>GWF-23A</b>	D6ZZ-8501B
	78-82	5.8L(351C,M) 6.6L(400) 8CYL	<b>GWF-11A</b>	D6AZ-8501A
	66-77	289,302 W/O TEC 8CYL	<b>GWF-42A</b>	C5AZ-8501L
74-74	W/THERMACTOR EMISSION CONTROL		D4TZ-8501A	



# FORD

CAR NAME	YEAR	MODEL / ENGINE / REMARK	GMB NO.	OEM NO.
<b>FORD(USA)</b>				
<b>COURIER</b>	72-82	1.8L(110) 2.0L(121) 4CYL	<b>GWF-15A</b>	D77Z-8501A
	77-82	2.3L(140) 4CYL	<b>GWF-16A</b>	D8FZ-8501A
<b>EXPLORER</b>	90-94	4.0L(244) 6CYL	<b>GWF-77A</b>	F0TZ-8501D
<b>RANGER</b>	94-94	2.3L(140) 4CYL	<b>GWF-61A</b>	E6ZZ-8501A
	95-98	2.3L(140) 4CYL	<b>GWF-84A</b>	F57Z-8501A
	95-98	2.3L(140) 4CYL	<b>GWF-84A</b>	F87Z-8501BA
	95-98	2.5L(151) 4CYL	<b>GWF-84A</b>	F57Z-8501A
	95-98	2.5L(151) 4CYL	<b>GWF-84A</b>	F87Z-8501BA
	87-93	2.0L(121) 2.3L(140) 4CYL	<b>GWF-61A</b>	E6ZZ-8501A
	83-86	2.0L(121) 2.3L(140) 4CYL	<b>GWF-22A</b>	E4BZ-8501A
	91-94	3.0L(183) 6CYL	<b>GWF-53A</b>	E69Z-8501A
	90-94	4.0L(244) 6CYL		F0TZ-8501D
	86-93	2.9L(177) 6CYL	<b>GWF-58A</b>	E6TZ-8501A
83-86	2.8L(171) 6CYL	<b>GWF-31A</b>	E3TZ-8501F	
<b>SERIES 100-350</b>	93-94	4.9L(300) 6CYL		F3TZ-8501E
	92-92	4.9L(300) E150/350 6CYL	<b>GWF-76A</b>	F2UZ-8501A
	92-92	4.9L(300) F150/350 6CYL	<b>GWF-62A</b>	F0TZ-8501F
	88-91	4.9L(300) 6CYL	<b>GWF-62A</b>	F0TZ-8501F
	87-87	4.9L(300) 6CYL	<b>GWF-55A</b>	E7TZ-8501B
	85-86	4.9L(300) 6CYL	<b>GWF-34A</b>	E5TZ-8501B
	84-84	4.9L(300) W/DUAL REAR WHEEL 6CYL	<b>GWF-33A</b>	E4TZ-8501A
	84-84	4.9L(300) EXC DUAL REAR WHEEL 6CYL	<b>GWF-39A</b>	E4TZ-8501B
	82-83	3.8L(230) 6CYL	<b>GWF-21A</b>	E2DZ-8501A
	83-83	4.9L(300) 6CYL	<b>GWF-34A</b>	E5TZ-8501B
	78-82	4.9L(300) 6CYL	<b>GWF-39A</b>	E4TZ-8501B
	77-77	4.9L(300) E,F150/350 (EXC CALIF) FROM SERIAL # 080001 6CYL	<b>GWF-41A</b>	D5TZ-8501A
	77-77	4.9L(300) E,F150/350 (CALIF) FROM SERIAL # 080001 6CYL	<b>GWF-39A</b>	D5TZ-8501B
	75-77	4.9L(300) E,F150/350,P350 TO SERIAL # 080000 6CYL	<b>GWF-41A</b>	D5TZ-8501A
	74-74	4.9L(300) E100/200,F100 6CYL THERMACTOR EMISSION CONTROL	<b>GWF-39A</b>	D4TZ-8501C
	73-74	240,300 E100/300,F100/350,P350 W/O THERMACTOR EMISSION CONTROL	<b>GWF-41A</b>	D2AZ-8501A
	65-72	6CYL	<b>GWF-41A</b>	D2AZ-8501A
	61-70	240,300 6CYL	<b>GWF-29A</b>	C6DZ-8501C
	61-64	144,170 6CYL		B6C-8501C
	87-94	223 6CYL	<b>GWF-67A</b>	F0TZ-8501E
	88-94	5.0L(302) 8CYL	<b>GWF-67A</b>	F0TZ-8501E
	88-93	5.8L(351) 8CYL	<b>GWF-104A</b>	E9TZ-8501B
	92-93	7.3L(446)(D) 8CYL		F2TZ-8501A
	85-92	7.5L(460) 92.2.3- 8CYL	<b>GWF-35A</b>	E5TZ-8501C
	75-87	7.5L(460) -92.2.2 8CYL	<b>GWF-23A</b>	D6ZZ-8501B
	83-87	5.8L(351W) 8CYL		E4TZ-8501C
	79-86	6.9L(420)(D) 8CYL	<b>GWF-23A</b>	D6ZZ-8501B
	81-84	5.0L(302) 8CYL	<b>GWF-23A</b>	D6ZZ-8501B
	73-84	4.2L(255) 8CYL	<b>GWF-35A</b>	D8TZ-8501B
	77-82	7.5L(460) 8CYL	<b>GWF-11A</b>	D6AZ-8501A
	69-78	5.8L(351M) 6.6L(400) 8CYL	<b>GWF-23A</b>	D6ZZ-8501B
	74-76	5.0L(302) F100 8CYL	<b>GWF-37A</b>	D4TZ-8501H
	73-74	360,390 8CYL 5.0L(302)E100/300 W/THERMACTOR		D4UZ-8501A
	73-74	360,390 8CYL EMISSION CONTROL 8CYL	<b>GWF-42A</b>	D3UZ-8501A
	73-73	W/O T.E.C. 8CYL 360,390 F100/350 W/O THERMACTOR	<b>GWF-37A</b>	D4TZ-8501H
	68-72	EMISSION CONTROL 8CYL	<b>GWF-42A</b>	D3UZ-8501A
64-	5.0L(302) 8CYL	<b>GWF-37A</b>	D4TZ-8501H	
65-67	360,390 8CYL	<b>GWF-37A</b>	D4TZ-8501H	
78-78	SERIES 400-1100	<b>GWF-33A</b>	D5TZ-8501C	

# FORD

CAR NAME	YEAR	MODEL / ENGINE / REMARK	GMB NO.	OEM NO.
<b>FORD(USA)</b>				
<b>SERIES 100-350</b>	75-78	300 P300 6CYL	<b>GWF-33A</b>	D5TZ-8501C
	77-77	300 B,F500 B,C,600 6CYL 300 P500(EXC CALIF)	<b>GWF-41A</b>	D5TZ-85011A
	77-77	300 P500(CALIF) FROM SERIAL # 080001- 6CYL	<b>GWF-39A</b>	D5TZ-8501B
	75-77	300 P400/500 TO SERIAL # 080001 6CYL	<b>GWF-41A</b>	D5TZ-8501A
	73-74	240,300 P400/500 W/O THERMACTOR EMISSION CONTROL 6CYL	<b>GWF-41A</b>	D2AZ-8501A
	73-74	300 B,F500 B,C,F,LN600 6CYL	<b>GWF-33A</b>	D2TZ-8501A
	71-72	240,300 6CYL	<b>GWF-33A</b>	D2TZ-8501A
	65-70	300(H.D.) 6CYL	<b>GWF-68A</b>	C5TZ-8501A
	79-92	6.1L(370) 7.0L(429) 8CYL		E5HZ-8501A
	77-78	359,361,389 B,F600/750 C,CT600/800 LN600/750 SERIAL #Y45001-BC50001	<b>GWF-45A</b>	D7HZ-8501D
	75-78	359,361,389,391(LOW FAN) B,F500/800 C,CT600/800 LN600/800 SERIAL #V800001- 8CYL	<b>GWF-45A</b>	D7HZ-8501D
	75-76	390 W/4 BBL CARB M450/500 8CYL	<b>GWF-37A</b>	D0AZ-8501D
	74-75	330(M.D.) B,F500 SERIAL #T400001 TO WOOOO1(USE ONLY 4BLADE STEEL OR 5BLADE ALUM FAN) 8CYL	<b>GWF-43A</b>	D4TZ-8501M
	74-74	330 B600/700 C,F,LN600 SERIAL #T40001- (USE ONLY 4BLADE STEEL OR 5BLADE ALUM FAN) 8CYL	<b>GWF-43A</b>	D4TZ-8501M
	74-74	361,391 LN600/700 -SERIAL #T400000 (USE ONLY 4BLADE STEEL OR 5BLADE ALUM FAN) 8CYL	<b>GWF-43A</b>	D4TZ-8501M
	73-74	330 LN600 -SERIAL #T400000 (USE ONLY 4BLADE STEEL OR 5BLADE ALUM FAN)	<b>GWF-43A</b>	D4TZ-8501M
	73-74	330,359,361,391 B,F600/750 C,CT600/800 -SERIAL #T400000(USE ONLY 4BLADE STEEL OR 5BLADE ALUM FAN) 8CYL	<b>GWF-43A</b>	D4TZ-8501M
	73-74	360,390 M450/500 8CYL	<b>GWF-37A</b>	D0AZ-8501D
	73-73	361,390 M450/500 L,LN,LNT,LT,LTS600/800 -SERIAL #Q60001(USE ONLY 4BLADE STEEL OR 5BLADE ALUM FAN) 8CYL	<b>GWF-43A</b>	D4TZ-8501M
	64-72	330(H.D.),361,391 W/CRANKSHAFT MOUNTED OR WP MOUNTED FAN(USE ONLY 4BLADE STEEL OR	<b>GWF-43A</b>	D4TZ-8501M
	65-72	330(M.D.) B500/700 C550/700 F500/700 N500/700 8CYL	<b>GWF-37A</b>	D0AZ-8501D
	71-74	ALL 2000 TO 7000 SERIES W/SINGLE PULLEY 3CYL/4CYL	<b>GWF-25A</b>	D5NN-8501E
	68-70	200,200GP ENG 6CYL	<b>GWF-29A</b>	C6DZ-8501C
	65-66	240,300(L.D.) ENG C5PF,C5PG 6CYL	<b>GWF-41A</b>	C5AZ-8501A
	64-69	330(M.D.) C4PA,C4PD,C5PD 8CYL	<b>GWF-37A</b>	D0AZ-8501A
<b>LINCOLN(FORD)</b>				
<b>CONTINENTAL</b>	88-94	3.8L(232) 6CYL	<b>GWF-60A</b>	E8DZ-8501A
	94-	3.8L(232) 6CYL	<b>GWF-79A</b>	F4DZ-8501A
	84-86	2.4L(146)(D) 6CYL		E45Y-8501A
	82-82	3.8L(232) 6CYL	<b>GWF-21A</b>	E2DZ-8501A
	86-88	5.0L(302) 8CYL	<b>GWF-56A</b>	F0ZZ-8501A
	85-85	5.0L(302) 8CYL	<b>GWF-27A</b>	E4ZZ-8501A
	84-84	5.0L(302) CAST IRON PUMP 8CYL	<b>GWF-44A</b>	E1AZ-8501A
	80-84	5.0L(302) 5.8L(351W) ALUM PUMP	<b>GWF-26A</b>	E0AZ-8501A
	73-79	5.8L(351M) 6.6L(400) 8CYL	<b>GWF-11A</b>	E6AZ-8501A
	73-77	7.5L(460) 8CYL	<b>GWF-35A</b>	D5TZ-8501G
<b>MARK - TOWN CAR</b>	84-85	2.4L(146)(D) 6CYL		E45Y-8501A
	93-94	MARK 4.6L(281) 8CYL		F3LY-8501A

# FORD

CAR NAME	YEAR	MODEL / ENGINE / REMARK	GMB NO.	OEM NO.
<b>LINCOLN(FORD)</b>				
<b>MARK - TOWN CAR</b>	91-94	TOWN CAR 4.6L(281) 8CYL	<b>GWF-75A</b>	F1VY-8501A
	94-	TOWN CAR 4.6L(281) 8CYL		F4AZ-8501A
	86-92	MARK 5.0L(302) 8CYL	<b>GWF-56A</b>	F0ZZ-8501A
	88-90	TOWN CAR 5.0L(302) 8CYL	<b>GWF-70A</b>	F0AZ-8501A
	85-88	TOWN CAR 5.0L(302) 8CYL	<b>GWF-44A</b>	E6AZ-8501B
	85-85	MARK 5.0L(302) 8CYL	<b>GWF-27A</b>	E4ZZ-8501A
	84-84	MARK 5.0L(302) CAST IRON PUMP	<b>GWF-44A</b>	E0AZ-8501A
	80-84	5.0L(302) 5.8L(351W) ALUMI PUMP	<b>GWF-26A</b>	E0AZ-8501A
	77-79	6.6L(400) 8CYL	<b>GWF-11A</b>	E6AZ-8501A
	73-78	7.0L(429) 7.5L(460) 8CYL	<b>GWF-35A</b>	D5AZ-8501G
	73-76	5.8L(351M) 6.6L(400) 8CYL	<b>GWF-11A</b>	E6AZ-8501A
70-72	7.5L(460) 8CYL	<b>GWF-35A</b>	D5TZ-8501G	
<b>VERSAILLES</b>	77-80	4.2L(255) 5.0L(302) 5.8L(351W)	<b>GWF-23A</b>	D6ZZ-8501B
<b>MERCURY(FORD)</b>				
<b>BOBCAT</b>	74-80	2.3L(140) 4CYL	<b>GWMZ-20A</b>	D4FZ-8501A
	73-74	2.0L(122) 4CYL	<b>GWF-03A</b>	D3RY-8501A
	74-79	2.8L(171) 6CYL	<b>GWF-24A</b>	D8ZZ-8501A
<b>CAPRI</b>	91-94	1.6L(98) W/O TURBO 4CYL	<b>GWF-66A</b>	E9BZ-8501A
	91-94	1.6K(98) W/TURBO 4CYL	<b>GWF-71A</b>	E9JY-8501B
	83-86	2.3L(140) 4CYL	<b>GWF-22A</b>	E4BZ-8501B
	76-82	2.3L(140) 4CYL	<b>GWMZ-20A</b>	D8FZ-8501A
	71-74	2.0L(122) 4CYL	<b>GWF-03A</b>	D1FZ-8501A
	71-72	1.6L(98) 4CYL	<b>GWF-01A</b>	D0RY-8501A
	83-86	3.8L(230) 6CYL	<b>GWF-21A</b>	E2DZ-8501A
	79-82	3.3L(200) 6CYL	<b>GWF-28A</b>	D8BZ-8501A
	73-79	2.6L(159) 2.8L(171) 6CYL	<b>GWF-24A</b>	D4ZZ-8501A
	86-86	5.0L(302) 8CYL	<b>GWF-56A</b>	E6AZ-8501A
	84-85	5.0L(302) C.F.I. 8CYL	<b>GWF-57A</b>	E5ZZ-8501A
79-85	4.2L(255) 5.0L(302) EXC C.F.I.	<b>GWF-27A</b>	E4ZZ-8501A	
<b>COMET MONTEGO</b>	75-77	200 W/AC 6CYL	<b>GWF-28A</b>	D5BZ-8501A
	75-77	200 W/O AC 6CYL	<b>GWF-28A</b>	D5BZ-8501A
	73-77	250 6CYL	<b>GWF-38A</b>	D5DZ-8501A
	75-75	200 W/O AC 6CYL	<b>GWF-29A</b>	D4DZ-8501A
	60-74	144,170,200 6CYL	<b>GWF-29A</b>	D4DZ-8501A
	69-72	250 6CYL	<b>GWF-38A</b>	D5DZ-8501A
	70-77	302,351W 8CYL	<b>GWF-23A</b>	D0OZ-8501C
	70-77	351C,M 400 8CYL	<b>GWF-11A</b>	D6AZ-8501A
	70-77	429,460 8CYL	<b>GWF-35A</b>	D2VY-8501A
	68-69	289,302,351 8CYL	<b>GWF-42A</b>	D3UZ-8501A
	66-69	390,427,428 8CYL	<b>GWF-37A</b>	D4TZ-8501H
	65-67	289 CAST IRON HOUSING 8CYL	<b>GWF-42A</b>	D3UZ-8501A
	63-66	289 ALUM HOUSING 8CYL		C3OZ-8501B
<b>COUGER XR-7</b>	83-86	2.3L(140) 4CYL	<b>GWF-22A</b>	E4BZ-8501A
	80-82	2.3L(140) 4CYL	<b>GWMZ-20A</b>	D8FZ-8501A
	89-93	3.8L(230) W/O SUPERCHARGE 6CYL	<b>GWF-63A</b>	F1SZ-8501B
	89-93	3.8L(230) SUPERCHARGE 6CYL		E9SZ-8501B
	88-88	3.8L(230) 6CYL	<b>GWF-63A</b>	E8SZ-8501A
	82-87	3.8L(230) 6CYL	<b>GWF-21A</b>	E2DZ-8501A
	80-82	3.3L(200) 6CYL	<b>GWF-28A</b>	D8BZ-8501A
	91-93	5.0L(302) 8CYL		F1SZ-8501A
	86-88	5.0L(302) 8CYL	<b>GWF-56A</b>	E6AZ-8501A
	85-85	5.0L(302) W/CFI W/O TRAILER TOWING	<b>GWF-44A</b>	E1AZ-8501A
	80-84	4.2L(255) 5.0L(302) 8CYL	<b>GWF-26A</b>	E0AZ-8501A
	70-79	5.0L(302) 5.8L(351W) 8CYL	<b>GWF-23A</b>	D6ZZ-8501B
	70-79	5.8L(351C,M) 6.6L(400) 8CYL	<b>GWF-11A</b>	D6AZ-8501A
	71-77	429,460 8CYL	<b>GWF-35A</b>	D2VY-8501C
	67-70	428 8CYL	<b>GWF-37A</b>	D4TZ-8501H

# FORD

CAR NAME	YEAR	MODEL / ENGINE / REMARK	GMB NO.	OEM NO.
<b>MERCURY(FORD)</b>				
<b>COUGER XR-7</b>	67-70	429 8CYL		C9VZ-8501A
	67-69	289,302,351 8CYL	<b>GWF-42A</b>	C9AZ-8501A
	67-69	390,427,428 8CYL	<b>GWF-37A</b>	C5AZ-8501M
<b>MARQUIS BROUGHAM GRAND MARQUIS MONTCLAIR MONTEREY COLONY PARK STATION WAGON MYSTIQUE</b>	95-97	2.0L(1989cc)	<b>GWF-90A</b>	F5RZ-8501B
			<b>GWF-90A</b>	68788045
			<b>GWF-90A</b>	EPW76
	95-98	2.5L(2450cc)	<b>GWF-91A</b>	F5RZ-8501A
			<b>GWF-91A</b>	F63Z-8501AA
			<b>GWF-91A</b>	XS2Z-8501/BC
	83-86	2.3L(140) 4CYL	<b>GWF-22A</b>	E4BZ-8501A
	81-82	2.3L(140) 4CYL	<b>GWMZ-20A</b>	D8FZ-8501A
	82-86	3.8L(230) 6CYL	<b>GWF-21A</b>	E2DZ-8501A
	83-83	3.3L(200) 6CYL	<b>GWF-28A</b>	D8BZ-8501A
	60-63	144,170,200 6CYL	<b>GWF-29A</b>	C6DZ-8501A
	92-94	4.6L(281) 8CYL	<b>GWF-75A</b>	F1VY-8501A
	94-	4.6L(281) 8CYL	<b>GWF-75A</b>	F4AZ-8501A
	88-91	5.0L(302) 8CYL	<b>GWF-70A</b>	F0AZ-8501A
	85-90	5.8L(351) 8CYL	<b>GWF-44A</b>	E1AZ-8501A
	86-88	5.0L(302) 8CYL	<b>GWF-44A</b>	E1AZ-8501A
	84-85	5.0L(302) POLICE CAR W/CFI,HIGH OUTPUT AUTO O/D TRANS ALUMI WP 8CYL	<b>GWF-27A</b>	E4ZZ-8501A
	83-85	5.0L(302) 5.8L(351W) EXC POLICE CAR,TAXI & HD TOWING ALUMI WP 8CYL	<b>GWF-26A</b>	E0ZZ-8501A
	83-84	5.0L(302) 5.8L(351W) POLICE CAR,TAXI,HIGH OUTPUT & HD TOWING CAST IRON WP 8CYL	<b>GWF-44A</b>	E1AZ-8501A
	80-82	4.2L(255) 5.0L(302) 5.8L(351W) EXC POLICE CAR,TAXI & HD TOWING ALUMI WP 8CYL	<b>GWF-26A</b>	E0AZ-8501A
	80-82	4.2L(255) 5.0L(302) 5.8L(351W) POLICE CAR, TAXI & HD TOWING CAST IRON WP 8CYL	<b>GWF-44A</b>	E1AZ-8501A
79-79	302,351W 8CYL	<b>GWF-26A</b>	E0AZ-8501A	
71-79	351C,M 400 8CYL	<b>GWF-11A</b>	D1AZ-8501A	
70-78	429,460 8CYL	<b>GWF-35A</b>	D8TZ-8501B	
71-72	351W 8CYL	<b>GWF-23A</b>	D0AZ-8501F	
70-70	390,428 8CYL	<b>GWF-37A</b>	D4TZ-8501H	
69-69	429 8CYL		C8VZ-8501A	
65-69	390,410,427,428 8CYL	<b>GWF-37A</b>	C5AZ-8501F	
<b>LYNX LN7</b>	81-87	1.6L(98) 1.9L(116) 4CYL	<b>GWF-50A</b>	E7FZ-8501A
	84-87	2.0L(122)(D) 4CYL	<b>GWF-52A</b>	E7FZ-8501B
<b>MERKUR-SCORPIOM XR4Ti</b>	87-89	2.3L(140) 4CYL	<b>GWF-61A</b>	E6ZZ-8501A
	85-87	2.3L(140) 4CYL	<b>GWF-22A</b>	E4BZ-8501A
	88-90	2.9L(177) 6CYL		E7RY-8501A
<b>METEOR</b>	65-69	240 6CYL	<b>GWF-41A</b>	D5TZ-8501A
	71-76	351C,M 400 8CYL	<b>GWF-11A</b>	D2SZ-8501A
	70-76	429,460 8CYL	<b>GWF-35A</b>	D5TZ-8501G
	70-72	302,351W 8CYL	<b>GWF-23A</b>	D0OZ-8501C
	65-70	352,390,410,428 8CYL	<b>GWF-37A</b>	D0AZ-8501A
	69-69	429 8CYL		C8VZ-8501A
	66-69	289,302,351 8CYL	<b>GWF-42A</b>	C5AZ-8501P
<b>MONARCH</b>	80-80	2.3L(140) 4CYL	<b>GWMZ-20A</b>	D8FZ-8501A
	75-80	250 6CYL	<b>GWF-38A</b>	D5DZ-8501A
	75-77	200 W/AC 6CYL	<b>GWF-28A</b>	D5BZ-8501A
	75-77	200 W/O AC 6CYL	<b>GWF-28A</b>	D5BZ-8501A
	75-75	200 W/O AC 6CYL	<b>GWF-29A</b>	D4DZ-8501A
	75-80	255,302,351W 8CYL	<b>GWF-23A</b>	D6ZZ-8501B

# FORD

CAR NAME	YEAR	MODEL / ENGINE / REMARK	GMB NO.	OEM NO.
<b>MERCURY(FORD)</b>				
<b>SABLE</b>	86-86	2.5L(153) 4CYL	<b>GWF-51A</b>	E6DZ-8501B
	86-94	3.0L(183) 6CYL	<b>GWF-48A</b>	E6DZ-8501A
	86-94	3.8L(230) 6CYL	<b>GWF-60A</b>	E8DZ-8501A
<b>TOPAZ</b>	92-94	2.3L(140) 4CYL	<b>GWF-51A</b>	F23Z-8501B
	84-91	2.3L(140) 4CYL	<b>GWF-36A</b>	E93Z-8501A
	84-86	2.0L(122)(D) 4CYL	<b>GWF-52A</b>	E43Z-8501B
	92-94	3.0L(183) 6CYL		F23Z-8501A
<b>TRACER</b>	91-94	1.8L(112) 4CYL	<b>GWF-71A</b>	E9JY-8501B
	91-94	1.9L(116) 4CYL	<b>GWF-72A</b>	F1CZ-8501A
	91-91	1.9L(116) 4CYL	<b>GWF-69A</b>	F0CZ-8501A
	87-90	1.6L(98) 4CYL	<b>GWF-66A</b>	E7GZ-8501A
<b>VILLAGER VAN</b>	93-94	3.0L(183) 6CYL	<b>GWF-73A</b>	F3XY-8501B
<b>ZEPHYR</b>	83-83	2.3L(140) 4CYL	<b>GWF-22A</b>	E3BZ-8501A
	78-82	2.3L(140) 4CYL	<b>GWMZ-20A</b>	D8FZ-8501A
	78-83	3.3L(200) 6CYL	<b>GWF-25A</b>	D8FZ-8501A
	78-82	4.2L(255) 5.0L(302) 8CYL	<b>GWF-23A</b>	D6ZZ-8501B

# GENERAL MOTORS-1/2

## CAR NAME

GENERAL MOTORS BUICK	GENERAL MOTORS CHEVROLET	G.M.C. TRUCK
APOLLO	CELEBRITY	SONOMA
CENTURY REGAL	CHEVETTE	SYCLONE
CENTURY-AFTER 1987	CHEVILLE	TYPHOON
ELECTRA	CHEVY 2	
ESTATE WAGON	CITATION	GENERAL MOTORS OLDSMOBILE
LESABRE	CORSICA	BRAVADA
PARK AVENUE	CORVETTE	CALAIS
REATA	EL CAMINO	CIERA
REGAL AFTER 1987	IMPALA	CIERA CUTLASS
RIVIERA	IROC	CUSTOM-CRUISER NINETY-EIGHT
ROADMASTER	LIGHT TRUCK 10-35 SERIES	CUTLASS CALAIS FWD
SKYHAWK	LLV-LONG LIFE VEHICLE	CUTLASS CALAIS RWD
SKYLARK	LUMINA	DELTA 88
SOMERSET REGAL SPECIAL	LUV(TRUCK)	FIRENZA
	MALIBU	OMEGA
GENERAL MOTORS CADILLAC	MALIBU CLASSIC	SILOUETTE
ALLANTE	MEDIUM & HEAVY DUTY 40-90 SERIES	STARFIRE
BROUGHAM	MONTE CARLO	TORONADO
CIMARRON	MONZA	TROFEO
DEVILLE	NOVA	
ELDORADO	S-10 BLAZER	GENERAL MOTORS PONTIAC
FLEETWOOD	S-10 PICK-UP	6000
FUNERAL COACH	SCOOTER	ASTRE
LIMOUSINE	VEGA	BONNEVILLE
SEVILLE	Z-28	CATALINA
SIXTY SPECIAL		FIERO
	GENERAL MOTORS GEO	FIREBIRD
GENERAL MOTORS CHEVROLET	METRO	GRANDO-AM
ASTORO VAN	PRIZM	GRANDO-PRIX
BELAIR	SPECTRUM	J2000
BERETTA	SPRINT	LEMANS
BERLINETTA	STORM	PARISIENNE
BISCAYNE	TRACKER	PHOENIX
BLAZER-FULL SIZE		SAFARI
CADET	G.M.C. TRUCK	SUNBIRD
CAMARO	JIMMY-FULL SIZE	T1000
CAPRICE	SAFARI VAN	TEMPEST
CAPRICE AFTER 1986	S-15 JIMMY	TRANS SPORT
CAVALIER	S-15 PICK-UP	TRANS-AM

# GENERAL MOTORS-2/2

## *CAR NAME*

GENERAL MOTORS PONTIAC
VENTURA

GM(BRASIL)
CHEVETTE

GM(SOUTH AFRICA)REGIONAL ITEMS
CHEVETTE

SATURN
--------

# GENERAL MOTORS

CAR NAME	YEAR	MODEL / ENGINE / REMARK	GMB NO.	OEM NO.
<b>GENERAL MOTORS BUICK</b>				
<b>(BUICK) APOLLO</b>	75-75	250 6CYL	<b>GWG-12A</b>	361054
	75-75	3.8L(231) 6CYL	<b>GWG-07A</b>	1242913
	73-74	250 EXC 1974 W/AC 6CYL	<b>GWG-01A</b>	357261
	74-74	250 W/AC 6CYL		358937
	75-75	260 W/AC 8CYL	<b>GWG-26A</b>	556283
	75-75	260 W/O AC 8CYL	<b>GWG-36A</b>	231886
	74-75	350 8CYL	<b>GWG-07A</b>	1242913
<b>(BUICK) CENTURY-AFTER 1987</b>	93-94	2.2L(134) 4CYL	<b>GWG-47A</b>	12518443
	87-92	2.5L(151) 4CYL	<b>GWG-49A</b>	10181369
	85-91	2.5L(151) 4CYL	<b>GWG-74A</b>	AW5067
	94-94	3.1L(191) 6CYL	<b>GWG-48A</b>	10048949
	91-94	3.3L(204) 6CYL	<b>GWG-59A</b>	12338842
	89-90	3.3L(204) 6CYL	<b>GWG-44A</b>	12326453
	87-89	2.8L(173) 6CYL	<b>GWG-48A</b>	10048949
87-88	3.8L(231) 6CYL	<b>GWG-44A</b>	25527537	
<b>(BUICK) CENTURY REGAL SOMERSET REGAL SPECIAL</b>	85-87	2.5L(151) 4CYL	<b>GWG-05A</b>	10042949
	82-86	2.5L(151) 4CYL	<b>GWG-05A</b>	10042949
	-	W/PULLEY	<b>GWG-05AP</b>	
	85-87	3.0L(181) 6CYL	<b>GWG-44A</b>	25527537
	-	3.0L(181) 6CYL	<b>GWG-76A</b>	12537495
	-	3.0L(181) 6CYL	<b>GWG-77A</b>	12326453
	82-87	3.8L(231) REGAL 6CYL	<b>GWG-07A</b>	25527536
	86-86	3.8L(231) CENTURY 6CYL	<b>GWG-44A</b>	25527537
	-	3.8L(231) 6CYL	<b>GWG-78A</b>	12537829
	86-86	2.8L(173) 6CYL	<b>GWG-04A</b>	10120945
	82-85	3.0L(181) 3.8L(231) 6CYL	<b>GWG-45A</b>	25525147
	82-85	4.3L(260)(D) 6CYL	<b>GWG-20A</b>	22514840
	-	W/PULLEY	<b>GWG-20AP</b>	
	82-84	4.1L(252) 6CYL	<b>GWG-07A</b>	1260709
	82-84	4.3L(260)(D) 6CYL	<b>GWG-24A</b>	22514839
	82-83	2.8L(173) CANADA EXPORT 6CYL	<b>GWG-04A</b>	10054510
	75-81	3.2L(196) 3.8L(231) 6CYL	<b>GWG-07A</b>	1260709
	68-71	250 6CYL	<b>GWG-01A</b>	3876170
	64-67	225 6CYL	<b>GWG-42A</b>	1396346
	62-63	6CYL		1389457
	86-87	5.0L(307) 8CYL	<b>GWG-26A</b>	556283
	82-87	5.0L(305) CANADA EXPORT 8CYL	<b>GWG-25A</b>	10048917
	83-85	5.7L(350)(D) 8CYL	<b>GWG-26A</b>	556283
	82-84	5.0L(307) 8CYL	<b>GWG-26A</b>	556283
	82-82	5.7L(350)(D) W/AC 8CYL	<b>GWG-26A</b>	556283
	82-82	5.7L(350)(D) W/O AC 2ND DESIGN *5.97"	<b>GWG-26A</b>	556283
	-	*MOUNTING HEIGHT 1ST DESIGN *5.56"	<b>GWG-36A</b>	231886
	81-81	4.4L(267) 5.0L(305) CANADA EXPORT	<b>GWG-25A</b>	10048917
	80-81	4.3L(265) 8CYL	<b>GWG-28A</b>	9790522
	80-80	5.7L(350)(D) W/AC 8CYL	<b>GWG-26A</b>	556283
	80-80	5.7L(350)(D) W/O AC 8CYL	<b>GWG-36A</b>	231886
	77-80	5.7L(350) 8CYL	<b>GWG-07A</b>	1260709
	77-80	4.9L(301) 6.6L(400) 8CYL	<b>GWG-28A</b>	9790522
	77-80	5.0L(305) 8CYL	<b>GWG-25A</b>	10048917
	75-80	4.3L(260) 5.7L(350) 6.6L(403) W/AC 8CYL	<b>GWG-26A</b>	556283
	77-79	5.7L(350) 8CYL	<b>GWG-25A</b>	10048917
	73-76	350 8CYL	<b>GWG-07A</b>	1260709
	73-76	454 8CYL	<b>GWG-40A</b>	1245288
	71-72	350 8CYL	<b>GWG-43A</b>	1394926
	67-72	400,430,455 8CYL		1396880
64-70	300,340,350 8CYL	<b>GWG-42A</b>	1396317	
61-63	8CYL		1389457	



# GENERAL MOTORS

CAR NAME	YEAR	MODEL / ENGINE / REMARK	GMB NO.	OEM NO.
<b>GENERAL MOTORS BUICK</b>				
<b>(BUICK FULL SIZE) ELECTRA ESTATE WAGON LESABRE PARK AVENUE REATA RIVIERA ROADMASTER</b>	91-94	3.8L(231) 6CYL	<b>GWG-59A</b>	12338842
	86-90	3.0L(181) 3.8L(231) 6CYL	<b>GWG-44A</b>	12326453
	85-85	3.0L(181) 3.8L(231) FWD 6CYL	<b>GWG-45A</b>	25525147
	81-85	3.8L(231) RWD 6CYL	<b>GWG-07A</b>	1260709
	85-85	4.3L(260)(D) W/O PULLEY 6CYL	<b>GWG-20A</b>	22519854
	-	W/PULLEY	<b>GWG-20AP</b>	
	81-84	4.1L(252) 6CYL	<b>GWG-07A</b>	1260709
	76-80	3.2L(196) 3.8L(231) 6CYL	<b>GWG-07A</b>	1260709
	94-94	5.7L(350) 8CYL		12527740
	91-93	5.0L(305) 5.7L(350) 8CYL	<b>GWG-69A</b>	10174846
	86-90	5.0L(307) 8CYL	<b>GWG-26A</b>	12337519
	81-85	5.0L(307) W/AC 8CYL	<b>GWG-26A</b>	556283
	81-85	5.0L(307) W/O AC	<b>GWG-36A</b>	231886
	83-85	5.7L(350)(D) 8CYL	<b>GWG-26A</b>	226283
	84-84	ELECTRA 5.0L(307) RWD 8CYL	<b>GWG-26A</b>	556283
	81-82	4.4L(267) 5.0L(305) CANADA EXPORT	<b>GWG-25A</b>	10048917
	82-82	5.7L(350)(D) W/O AC 2ND DESIGN MOUNTING HEIGHT 5.97"	<b>GWG-26A</b>	556283
	82-82	5.7L(350)(D) W/O AC 1ST DESIGN MOUNTING HEIGHT 5.56"	<b>GWG-36A</b>	231886
	80-82	5.7L(350)(D) W/AC 8CYL	<b>GWG-26A</b>	556283
	80-82	5.7L(350)(D) W/O AC 8CYL	<b>GWG-36A</b>	231886
	77-81	5.7L(350) 8CYL	<b>GWG-07A</b>	1260709
	81-81	5.7L(350) CANADA EXPORT 8CYL	<b>GWG-07A</b>	1260709
	79-80	5.0L(305) 8CYL	<b>GWG-25A</b>	10048917
	77-80	4.9L(301) 6.6L(400) 8CYL	<b>GWG-28A</b>	12309445
	77-80	5.7L(350) 6.6L(403) 8CYL W/AC	<b>GWG-26A</b>	556283
	77-80	5.7L(350) 6.6L(403) 8CYL W/O AC	<b>GWG-36A</b>	231886
	77-79	5.7L(350) 8CYL	<b>GWG-25A</b>	10048917
	76-78	4.3L(260) W/AC 8CYL	<b>GWG-26A</b>	556283
	76-78	4.3L(260) W/O AC 8CYL	<b>GWG-36A</b>	231886
	73-76	5.7L(350) 8CYL	<b>GWG-07A</b>	1257703
73-76	454 8CYL	<b>GWG-40A</b>	12321622	
71-72	350 8CYL	<b>GWG-43A</b>	1394926	
71-72	454 W/AC 8CYL	<b>GWG-40A</b>	12321622	
67-72	400,430,440,454W/O AC 8CYL		1396880	
64-70	300,340,350 8CYL	<b>GWG-42A</b>	1396876	
<b>(BUICK) REGAL AFTER 1987</b>	64-66			401428
	89-94	3.1L(189) 6CYL	<b>GWG-48A</b>	10174858
	90-94	3.8L(231) 6CYL	<b>GWG-59A</b>	12338842
	87-89	2.8L(173) 6CYL	<b>GWG-48A</b>	10048949
	87-87	3.8L(231) 6CYL	<b>GWG-07A</b>	25527536
<b>(BUICK) SKYHAWK</b>	87-89	2.0L(121) V PULLEY TYPE 4CYL	<b>GWG-47A</b>	10048968
	87-88	2.0L(121) TIMING PULLEY TYPE 4CYL	<b>GWG-61A</b>	90220568
	86-85	2.0L(121) 4CYL	<b>GWG-06A</b>	10065240
	82-86	1.8L(112) 4CYL	<b>GWG-11A</b>	52273124
	82-84	1.8L(112) 2.0L(121) 4CYL	<b>GWG-06A</b>	10065240
	75-80	3.2L(196) 3.8L(231) 6CYL	<b>GWG-07A</b>	1260709
	75-76	250 6CYL	<b>GWG-12A</b>	261054
	68-74	250(1974 W/O AC) 6CYL	<b>GWG-01A</b>	357261
	74-74	250 W/AC 6CYL		358937
	66-67	225 6CYL	<b>GWG-42A</b>	1396876
	65-65	ALL V6 MODELS 6CYL	<b>GWG-42A</b>	1396876
	78-80	5.7L(350) 8CYL	<b>GWG-07A</b>	1260709
	78-80	5.0L(305) 5.7L(350) 8CYL	<b>GWG-25A</b>	48917
	77-80	4.9L(301) 8CYL	<b>GWG-28A</b>	12309445
	77-80	5.7L(350) W/AC 8CYL	<b>GWG-26A</b>	556283
	77-80	5.7L(350) W/O AC 8CYL	<b>GWG-36A</b>	231886
	75-78	4.3L(250) W/AC 8CYL	<b>GWG-26A</b>	556283
	75-78	4.3L(250) W/O AC 8CYL	<b>GWG-36A</b>	231886
	77-77	5.7L(350) 8CYL	<b>GWG-07A</b>	1257703
	76-76	5.7L(350) 8CYL	<b>GWG-07A</b>	1257703

# GENERAL MOTORS

CAR NAME	YEAR	MODEL / ENGINE / REMARK	GMB NO.	OEM NO.
<b>GENERAL MOTORS BUICK</b>				
<b>(BUICK) SKYHAWK</b>	73-75	5.7L(350) 8CYL	<b>GWG-07A</b>	1257703
	73-75	454 8CYL	<b>GWG-40A</b>	1245288
	71-72	350 8CYL	<b>GWG-43A</b>	1394926
	67-72	400,430,454 8CYL		1396879
	66-70	300,340,350 8CYL	<b>GWG-42A</b>	1396876
<b>(BUICK) SKYLARK</b>	64-65	ALL V8 MODELS 8CYL	<b>GWG-42A</b>	1396876
	88-94	2.3L(138) 4CYL	<b>GWG-66A</b>	22537768
	86-91	2.5L(151) 4CYL	<b>GWG-05A</b>	10042972
	80-85	2.5L(151) 4CYL	<b>GWG-05A</b>	10042949
	-	W/3 GROOVE PULLEY	<b>GWG-05AP</b>	
	94-94	3.1L(191) 6CYL	<b>GWG-48A</b>	10048949
	91-94	3.3L(204) 6CYL	<b>GWG-59A</b>	12338842
	89-90	3.3L(204) 6CYL	<b>GWG-44A</b>	12326453
	86-88	3.0L(181) 6CYL	<b>GWG-44A</b>	12326453
	80-85	2.8L(173) 6CYL	<b>GWG-04A</b>	14024302
	75-80	3.2L(196) 3.8L(231) 6CYL	<b>GWG-07A</b>	1260709
	75-76	250 6CYL	<b>GWG-12A</b>	361054
	68-74	250(1974 W/O AC) 6CYL	<b>GWG-01A</b>	357261
	74-74	250 W/AC 6CYL		358937
	66-67	225 6CYL	<b>GWG-42A</b>	1396876
	65-65	ALL V6 MODELS 6CYL	<b>GWG-42A</b>	1396876
	78-80	5.7L(350) 8CYL	<b>GWG-07A</b>	1260709
	78-80	5.0L(305) 5.7L(350) 8CYL	<b>GWG-25A</b>	10048917
	77-80	4.9L(301) 8CYL	<b>GWG-28A</b>	12309445
	77-80	5.7L(350) W/AC 8CYL	<b>GWG-26A</b>	556283
	77-80	5.7L(350) W/O AC 8CYL	<b>GWG-36A</b>	231886
	75-78	4.3L(260) W/AC 8CYL	<b>GWG-26A</b>	556283
	75-78	4.3L(260) W/O AC 8CYL	<b>GWG-36A</b>	231886
	77-77	5.7L(350) 8CYL	<b>GWG-07A</b>	1257703
	76-76	5.7L(350) 8CYL	<b>GWG-07A</b>	1257703
	73-75	5.7L(350) 8CYL	<b>GWG-07A</b>	1257703
	73-75	454 8CYL	<b>GWG-40A</b>	1245288
	71-72	350 8CYL	<b>GWG-43A</b>	1394926
	67-72	400,430,454 8CYL		1396879
	66-70	300,340,350 8CYL	<b>GWG-42A</b>	1396876
	64-65	ALL V8 MODELS 8CYL	<b>GWG-42A</b>	1396876
<b>GENERAL MOTORS CADILLAC</b>				
<b>(CADILLAC) ALLANTE</b>	92-93	4.6L(279) 8CYL		7490004
	95-98	4.6L(281) 8CYL	<b>GWG-84A</b>	12365639
	-	4.6L(281) 8CYL	<b>GWG-85A</b>	12365640
	88-92	4.5L(273) 8CYL		3634789
	87-87	4.1L(250) 8CYL		3634789
<b>(CADILLAC) CIMARRON</b>	82-86	1.8L(112) 2.0L(122) 4CYL	<b>GWG-06A</b>	10065240
	87-88	2.8L(173) 6CYL	<b>GWG-48A</b>	100489849
	85-86	2.8L(173) 6CYL	<b>GWG-51A</b>	14089011
<b>(CADILLAC FULL SIZE) DEVILLE ELDORADO FLEETWOOD BROUGHAM FUNERAL COACH LIMOUSINE SEVILLE SIXTY SPECIAL</b>	85-85	4.3L(260)(D) FWD 6CYL	<b>GWG-20A</b>	22519584
	-	W/PULLEY	<b>GWG-20AP</b>	
	80-82	4.1L(252) 6CYL	<b>GWG-07A</b>	1260709
	93-94	4.6L(279) 8CYL		7490004
	91-94	4.9L(300) STEEL BODY 8CYL		3634789
	90-93	5.0L(305) 5.7L(350) 8CYL	<b>GWG-62A</b>	10077059
	88-90	4.5L(273) STEEL BODY 8CYL		3634789
	86-90	307 8CYL	<b>GWG-26A</b>	12337519
	86-87	4.1L(252) STEEL BODY 8CYL		3634789
	85-85	FLEETWOOD BROUGHAMFWD,DEVILLE FUNERAL COACH LIMOUSINE W/4.1L(252) STEEL BODY 8CYL		3634789

# GENERAL MOTORS

CAR NAME	YEAR	MODEL / ENGINE / REMARK	GMB NO.	OEM NO.
<b>GENERAL MOTORS BUICK</b>				
<b>(CADILLAC FULL SIZE) DEVILLE,ELDORADO FLEETWOOD BROUGHAM FUNERAL COACH LIMOUSINE SEVILLE</b>	85-85	ELDORADO,FLEETWOOD BROUGHAM(RWD) SEVILLE W/4.1L(252) 8CYL	<b>GWG-37A</b>	3634580
	82-84	4.1L(252) 8CYL	<b>GWG-37A</b>	3634580
	76-85	5.7L(350) INCL(D) 8CYL	<b>GWG-26A</b>	556283
	80-84	6.0L(368) 8CYL	<b>GWG-29A</b>	12309978
	74-79	7.0L(425) 8.2L(500) 8CYL	<b>GWG-29A</b>	12309978
<b>GENERAL MOTORS CHEVROLET</b>				
<b>(CHEVROLET) BERETTA</b>	90-94	2.2L(134) 4CYL	<b>GWG-47A</b>	10089654
	90-94	2.3L(138) 4CYL	<b>GWG-66A</b>	24570464
	87-89	2.0L(121) 4CYL	<b>GWG-47A</b>	10089654
	90-94	3.1L(189) 6CYL	<b>GWG-48A</b>	10048949
	87-89	2.8L(173) 6CYL	<b>GWG-48A</b>	10048949
<b>(CHEVROLET) CAMARO BERLINETTA Z-28 IROC</b>	85-86	2.5L(151) 4CYL	<b>GWG-52A</b>	10032022
	82-84	2.5L(151) 4CYL	<b>GWG-12A</b>	361054
	93-94	3.4L(207) 6CYL	<b>GWG-60A</b>	12520914
	93-95	3.4L(207) 6CYL	<b>GWG-75A</b>	12520914
	90-92	3.1L(189) 6CYL	<b>GWG-60A</b>	10132880
	87-89	2.8L(173) 6CYL	<b>GWG-60A</b>	10120944
	85-86	2.8L(173) 6CYL	<b>GWG-04A</b>	10054510
	82-84	2.8L(173) 6CYL	<b>GWG-17A</b>	14105921
	80-81	3.8L(229) 6CYL	<b>GWG-25A</b>	10048917
	78-81	3.2L(196) 3.8L(231) 6CYL	<b>GWG-07A</b>	1260709
	78-79	3.3L(200) 6CYL	<b>GWG-25A</b>	10048917
	75-79	4.1L(250) 6CYL	<b>GWG-12A</b>	361054
	67-74	230,250 6CYL	<b>GWG-01A</b>	357261
	93-94	5.7L(350) 8CYL		12518277
	88-92	5.0L(305) 8CYL	<b>GWG-62A</b>	10077059
	88-92	5.7L(350) 8CYL	<b>GWG-62A</b>	10077059
	77-87	ALL MODELS EXC 1980 4.9L(301)	<b>GWG-25A</b>	10048917
	80-80	4.9L(301) 8CYL	<b>GWG-28A</b>	12309445
	72-76	262,305,307,350,400 8CYL	<b>GWG-27A</b>	372334
	72-76	402,454 8CYL	<b>GWG-32A</b>	6272159
71-71	307,350,400 W/2BBL CARB 8CYL	<b>GWG-27A</b>	372334	
69-71	396,400 W/4BBL CARB 8CYL	<b>GWG-32A</b>	6272159	
69-70	302,307,327,350 8CYL	<b>GWG-27A</b>	372334	
67-68	283,302,307,327,350 8CYL	<b>GWG-35A</b>	3957981	
67-68	396 8CYL		14087581	
<b>(CHEVROLET) CAPRICE AFTER 1986</b>	93-94	4.3L(262) 6CYL	<b>GWG-62A</b>	12522031
	89-92	4.3L(262) 6CYL	<b>GWG-62A</b>	10077059
	86-88	4.3L(262) 6CYL	<b>GWG-25A</b>	10048917
	91-93	5.0L(305) 8CYL	<b>GWG-69A</b>	10174846
	91-93	5.7L(350) 8CYL	<b>GWG-69A</b>	10174846
	89-90	5.0L(305) 8CYL	<b>GWG-62A</b>	10077059
	89-90	5.7L(350) 8CYL	<b>GWG-62A</b>	10077059
	86-90	5.0L(307) 8CYL	<b>GWG-26A</b>	556283
86-88	5.0L(305) 5.7L(350) 8CYL	<b>GWG-25A</b>	10048917	
<b>(CHEVROLET) CAVALIER CADET</b>	90-94	2.2L(134) 4CYL	<b>GWG-47A</b>	10059654
	87-89	2.0L(121) 4CYL	<b>GWG-47A</b>	10059654
	82-86	1.8L(112) 4CYL	<b>GWG-06A</b>	14089018
	90-94	3.1L(189) 6CYL	<b>GWG-48A</b>	10048949
	87-89	2.8L(173) 6CYL	<b>GWG-48A</b>	10048949
	85-86	2.8L(173) 6CYL	<b>GWG-51A</b>	14089011
<b>(CHEVROLET) CELEBRITY</b>	87-90	2.5L(151) 4CYL	<b>GWG-49A</b>	10181369
	82-86	2.5L(151) 4CYL	<b>GWG-05A</b>	10004073

# GENERAL MOTORS

CAR NAME	YEAR	MODEL / ENGINE / REMARK	GMB NO.	OEM NO.
<b>GENERAL MOTORS CHEVROLET</b>				
<b>(CHEVROLET) CELEBRITY</b>	87-90	2.5L(151) 4CYL	<b>GWG-49A</b>	10181369
	82-86	2.5L(151) 4CYL	<b>GWG-05A</b>	10004073
	-	W/PULLEY	<b>GWG-05AP</b>	
	90-90	3.1L(189) 6CYL	<b>GWG-48A</b>	10048949
	87-89	2.8L(173) 6CYL	<b>GWG-48A</b>	10048949
	82-86	2.8L(173) INCL CANADA EXPORT	<b>GWG-04A</b>	4101304
	82-85	4.3L(260)(D) 6CYL	<b>GWG-20A</b>	22519584
-	W/PULLEY	<b>GWG-20AP</b>		
<b>(CHEVROLET) CHEVETTE CHEVETTE SCOOTER</b>	76-87	1.6L(98) 4CYL	<b>GWG-03A</b>	10077051
	85-86	1.8L(112)(D) 4CYL	<b>GWG-53A</b>	94118501
	81-84	1.8L(112)(D) 4CYL	<b>GWG-13A</b>	94136076
	76-77	1.4L(85) 4CYL	<b>GWG-03A</b>	14071866
<b>(CHEVROLET) CITATION</b>	80-85	2.5L(151) 4CYL	<b>GWG-05A</b>	10042949
	-	W/PULLEY	<b>GWG-05AP</b>	
	80-85	2.8L(173) 6CYL	<b>GWG-04A</b>	10054510
<b>(CHEVROLET) CORSIKA</b>	90-94	2.2L(134) 4CYL	<b>GWG-47A</b>	10089654
	87-89	2.0L(121) 4CYL	<b>GWG-47A</b>	10089654
	90-94	3.1L(189) 6CYL	<b>GWG-48A</b>	10048949
	87-89	2.8L(173) 6CYL	<b>GWG-48A</b>	10048949
<b>(CHEVROLET) CORVETTE</b>	92-94	5.7L(350) NON PULLEY DRIVE 8CYL		12509653
	90-94	5.7L(350) ZR-1 8CYL		10159599
	84-91	5.7L(350) 8CYL	<b>GWG-22A</b>	10048919
	71-82	5.7L(350) 8CYL	<b>GWG-31A</b>	6258551
	65-74	427,454 8CYL		
	55-70	265,283,327,350 8CYL	<b>GWG-35A</b>	3998206
<b>(CHEVROLET FULL SIZE) BELAIR BISCAYNE CAPRICE IMPALA</b>	85-85	4.3L(262) 6CYL	<b>GWG-25A</b>	10048917
	80-85	3.8L(231) 6CYL	<b>GWG-07A</b>	1260709
	80-84	3.8L(229) 6CYL	<b>GWG-25A</b>	10048917
	78-79	3.2L(196) 3.8L(231) 6CYL	<b>GWG-07A</b>	1260709
	78-79	3.3L(200) 6CYL	<b>GWG-25A</b>	10048917
	75-79	4.1L(250) 6CYL	<b>GWG-12A</b>	361054
	63-74	194,230,250 6CYL	<b>GWG-01A</b>	357261
	82-85	5.0L(305) 5.7L(350) 8CYL	<b>GWG-25A</b>	10048917
	83-85	5.7L(350)(D) 8CYL	<b>GWG-26A</b>	556283
	81-82	4.4L(267) 8CYL	<b>GWG-25A</b>	10048917
	80-82	5.7L(350)(D) W/AC 8CYL	<b>GWG-26A</b>	556283
	82-82	5.7L(350)(D) W/O AC 2ND DESIGN MOUNTING HEIGHT 5.97"	<b>GWG-26A</b>	556283
	82-82	5.7L(350)(D) W/O AC 1ST DESIGN MOUNTING HEIGHT 5.56"	<b>GWG-36A</b>	231886
	81-81	5.0L(305) 5.7L(350) 6.6L(400)	<b>GWG-25A</b>	10048917
	77-80	ALL MODELS EXC (D) & 454	<b>GWG-25A</b>	10048917
	72-76	262,305,350,400 8CYL	<b>GWG-27A</b>	372334
	72-76	402,454 8CYL	<b>GWG-32A</b>	6272159
	70-71	307,350,400 W/2BBL CARB 8CYL	<b>GWG-27A</b>	372334
	70-71	400 W/4 BBL CARB,454 8CYL	<b>GWG-32A</b>	6272159
	69-69	327,350 8CYL	<b>GWG-27A</b>	372334
	69-69	396,427 8CYL	<b>GWG-32A</b>	3953620
	55-68	265,283,307,327 8CYL	<b>GWG-35A</b>	3998206
	65-58	396,427 8CYL		14087581
<b>(CHEVROLET) LUMINA</b>	93-93	2.2L(134) 4CYL	<b>GWG-47A</b>	12518443
	90-92	2.5L(151) 4CYL	<b>GWG-49A</b>	10181369
	90-94	3.1L(189) 6CYL	<b>GWG-48A</b>	10174858
	91-94	3.4L(207) 6CYL	<b>GWG-48A</b>	10174858
<b>(CHEVROLET)</b>	90-94	3.1L(189) 6CYL	<b>GWG-48A</b>	10048949

# GENERAL MOTORS

CAR NAME	YEAR	MODEL / ENGINE / REMARK	GMB NO.	OEM NO.
<b>GENERAL MOTORS CHEVROLET</b>				
<b>(CHEVROLET)</b>	92-93	3.8L(231) 6CYL	<b>GWG-59A</b>	12338842
<b>(CHEVROLET) MALIBU MALIBU CLASSIC MONTE CARLO CHEVILLE EL CAMINO</b>	80-88	3.8L(229) 4.3L(262) 6CYL	<b>GWG-25A</b>	10048917
	80-87	3.8L(231) 6CYL	<b>GWG-07A</b>	1260709
	82-83	4.3L(260)(D) 6CYL	<b>GWG-24A</b>	22514839
	78-79	3.2L(196) 3.8L(231) 6CYL	<b>GWG-07A</b>	1260709
	78-79	3.3L(200) 6CYL	<b>GWG-25A</b>	10048917
	75-79	4.1L(250) 6CYL	<b>GWG-12A</b>	361054
	68-74	230,250 6CYL	<b>GWG-01A</b>	357261
	81-88	5.0L(305) 8CYL	<b>GWG-25A</b>	10048917
	83-84	5.7L(350)(D) 8CYL	<b>GWG-26A</b>	556283
	81-82	4.4L(267) 8CYL	<b>GWG-25A</b>	10048917
	82-82	5.7L(350)(D) W/AC 8CYL	<b>GWG-26A</b>	556283
	82-82	5.7L(350)(D) W/O AC 8CYL 2ND DESIGN MOUNTING HEIGHT 5.97"	<b>GWG-26A</b>	556283
	82-82	5.7L(350)(D) W/O AC 8CYL 1ST DESIGN MOUNTING HEIGHT 5.56"	<b>GWG-36A</b>	231886
	77-80	ALL MODELS(EXC 454 ENG) 8CYL	<b>GWG-25A</b>	10048917
	72-76	262,305,307,350,400 8CYL	<b>GWG-27A</b>	372334
	72-76	402,454 8CYL	<b>GWG-32A</b>	6272159
	69-71	307,350,400 W/2BBL CARB 8CYL	<b>GWG-27A</b>	37233
69-71	396,400 W/4BBL CARB,454 8CYL	<b>GWG-27A</b>	3977607	
64-68	283,307,327,350 8CYL	<b>GWG-35A</b>	3998206	
65-68	396 8CYL		14087581	
<b>(CHEVROLET) MONZA VEGA</b>	78-80	2.5L(151) 4CYL	<b>GWG-12A</b>	361054
	78-80	3.2L(196) 3.8L(231) 6CYL	<b>GWG-07A</b>	1260709
	78-79	3.3L(200) 6CYL	<b>GWG-25A</b>	10048917
<b>(CHEVROLET) NOVA CHEVY 2</b>	88-88	1.6L(98) DOHC 4CYL	<b>GWG-58A</b>	94844775
	85-88	1.6L(98) SOHC 4CYL	<b>GWG-50A</b>	94840612
	62-70	153 4CYL	<b>GWG-01A</b>	3947042
	78-79	3.2L(196) 3.8L(231) 6CYL	<b>GWG-07A</b>	1257703
	78-79	3.3L(200) 6CYL	<b>GWG-25A</b>	10048917
	75-79	250 6CYL	<b>GWG-12A</b>	361054
	74-74	250 W/O AC 6CYL	<b>GWG-01A</b>	357261
	70-73	ALL MODELS 6CYL	<b>GWG-01A</b>	357261
	68-69	230,250 W/O AC 6CYL	<b>GWG-01A</b>	357261
	62-67	ALL MODELS 6CYL	<b>GWG-01A</b>	357261
	77-79	ALL MODELS 8CYL	<b>GWG-25A</b>	10048917
	69-76	262,305,307,350,400 8CYL	<b>GWG-27A</b>	6272157
	69-76	396,402,454 8CYL	<b>GWG-32A</b>	6272159
64-68	283,307,327,350 8CYL	<b>GWG-35A</b>	3998206	
68-68	396 8CYL		3990993	
<b>(CHEVROLET TRUCK) ASTRO VAN</b>	87-90	2.5L(151) 4CYL	<b>GWG-54A</b>	10181327
	85-86	2.5L(151) 4CYL	<b>GWG-52A</b>	10032022
	90-94	4.3L(262) 4CYL	<b>GWG-62A</b>	10148030
	87-89	4.3L(262) 4CYL	<b>GWG-55A</b>	10077059
	85-86	4.3L(262) 4CYL	<b>GWG-25A</b>	10048917
<b>(CHEVROLET TRUCK) BLAZER-FULL SIZE</b>	78-82	4.1L(250) 6CYL	<b>GWG-12A</b>	361054
	78-79	4.8L(292) 6CYL	<b>GWG-23A</b>	10046305
	75-77	4.1L(250) 6CYL	<b>GWG-16A</b>	361055
	75-77	4.8L(292) 6CYL	<b>GWG-34A</b>	357262
	69-74	250 6CYL	<b>GWG-01A</b>	6258446
	72-74	292 6CYL		6258119
	92-	5.7L(350) 8CYL	<b>GWG-79A</b>	12522036
	89-93	5.7L(350) 8CYL	<b>GWG-55A</b>	10077059
	96-98	4.3L(262) 6CYL	<b>GWG-82A</b>	12528917
	82-91	6.2L(379)(D) 8CYL	<b>GWG-33A</b>	15633465
92-96	6.2L(379) 8CYL	<b>GWG-83A</b>	12514574	

# GENERAL MOTORS

CAR NAME	YEAR	MODEL / ENGINE / REMARK	GMB NO.	OEM NO.
<b>GENERAL MOTORS CHEVROLET</b>				
<b>(CHEVROLET TRUCK) BLAZER-FULL SIZE</b>	-			12534417
	-			15633466
	-			23500138
	77-88	5.0L(305) 5.7L(350) 6.6L(400)	<b>GWG-25A</b>	10048917
	96-98	4.3L(262) 6CYL	<b>GWG-82A</b>	12528917
	-		<b>GWG-82A</b>	12532528
	73-86	7.4L(454) 8CYL	<b>GWG-32A</b>	14085852
	72-76	262,305,307,350,400 8CYL	<b>GWG-27A</b>	372334
	69-71	307,350 8CYL	<b>GWG-35A</b>	3957981
<b>(CHEVROLET TRUCK) S-10 BLAZER S-10 PICK-UP</b>	87-93	2.5L(151) 4CYL	<b>GWG-54A</b>	10181327
	85-86		<b>GWG-52A</b>	10032022
	83-85	2.2L(136)(D) 4CYL		94105354
	82-85	1.9L(119) 4CYL	<b>GWG-19A</b>	94239153
	83-84	2.0L(121) 4CYL	<b>GWG-21A</b>	14063641
	87-89	2.8L(173) 6CYL	<b>GWG-72A</b>	10120943
	88-93	4.3L(262) 6CYL	<b>GWG-55A</b>	10077059
	96-98	4.3L(262) 6CYL	<b>GWG-82A</b>	12528917
	-		<b>GWG-82A</b>	12532528
		82-86	2.8L(173) 6CYL	<b>GWG-17A</b>
<b>(CHEVROLET TRUCK) LLV-LONG LIFE VEHICLE</b>	87-93	2.5L(151) 4CYL	<b>GWG-54A</b>	10049043
<b>(CHEVROLET TRUCK) LUV</b>	81-83	1.8L(110) SERIES 11,12 4CYL	<b>GWG-14A</b>	94202477
	81-83	2.2L(136) SERIES 11,12 (D)	<b>GWG-38A</b>	94239649
	76-80	1.8L(110) SERIES 5 10 4CYL	<b>GWG-14A</b>	94202477
	72-75	1.8L(110) SERIES 1 4 4CYL	<b>GWG-15A</b>	94022627
<b>(CHEVROLET TRUCK) LIGHT TRUCK 10,15,20,25,30,35 SERIES</b>	66-72	ALL MODELS 4CYL	<b>GWG-01A</b>	3815726
	63-65	(153) P10 SERIES 4CYL	<b>GWG-01A</b>	3815726
	88-93	4.3L(262) EXC P-3 V6CYL	<b>GWG-55A</b>	10077059
	90-93	4.3L(262) P-3 V6CYL	<b>GWG-25A</b>	10048917
	87-87	4.3L(262) G SERIES V6CYL	<b>GWG-55A</b>	10077059
	87-87	4.3L(262) R,V SERIES V6CYL	<b>GWG-25A</b>	10048917
	85-86	4.3L(262) V6CYL	<b>GWG-25A</b>	1048917
	78-89	4.8L(292) L6CYL	<b>GWG-23A</b>	10046305
	78-	4.1L(250) L6CYL	<b>GWG-12A</b>	361054
	75-77	4.1L(250) L6CYL	<b>GWG-16A</b>	361055
	75-77	4.8L(292) L6CYL	<b>GWG-34A</b>	357262
	73-74	250 L6CYL	<b>GWG-01A</b>	6258446
	65-74	292 L6CYL		6258119
	66-72	ALL MODELS(EXC 292 & G-10'66)	<b>GWG-01A</b>	6258446
	63-65	194(EXC G-10),230 L6CYL	<b>GWG-01A</b>	6258446
	87-93	5.0L(305) C,G,K SERIES 8CYL	<b>GWG-55A</b>	10077059
	87-87	5.0L(305) R,V1,2 8CYL	<b>GWG-25A</b>	10048917
	92-93	5.7L(350) SUBURBAN 8CYL	<b>GWG-55A</b>	10077059
	87-93	5.7L(350) C,G,K SERIES 8CYL	<b>GWG-55A</b>	10077059
	87-93	5.7L(350) P SERIES 8CYL	<b>GWG-25A</b>	10048917
	89-92	5.7L(350) R,V1,2 SERIES 8CYL	<b>GWG-55A</b>	10077059
	91-91	5.7L(350) R3 SERIES 8CYL	<b>GWG-25A</b>	10048917
	89-91	5.7L(350) V3 SERIES 8CYL	<b>GWG-25A</b>	10048917
	89-90	5.7L(350) R2,3 SERIES 8CYL	<b>GWG-25A</b>	10048917
	87-88	5.7L(350) R,V1,2,3 SERIES 8CYL	<b>GWG-25A</b>	10048917
	87-88	5.7L(350) G SERIES 8CYL	<b>GWG-25A</b>	10048917
	88-93	6.2L(379)(D) P SERIES 8CYL	<b>GWG-33A</b>	15633465
	92-93	6.2L(379) 6.5L(395)(D) C,K SERIES 8CYL		
	92-93	6.2L(379) G SERIES 8CYL	<b>GWG-33A</b>	15633465
	88-91	6.2L(379) C,K SERIES 8CYL		12633466
	88-91	6.2L(379)G,R,V SERIES 8CYL	<b>GWG-33A</b>	23500133

# GENERAL MOTORS

CAR NAME	YEAR	MODEL / ENGINE / REMARK	GMB NO.	OEM NO.
<b>GENERAL MOTORS CHEVROLET</b>				
<b>(CHEVROLET TRUCK) LIGHT TRUCK 10,15,20,25,30,35 SERIES</b>	82-87	6.2L(379)(D) SERIES 8CYL	<b>GWG-33A</b>	23500133
	94-96	7.4L(454) EXC,P3	<b>GWG-70A</b>	12527759
	90-95	7.4L(454) P3 SERIES 8CYL	<b>GWG-32A</b>	14085852
	91-93	7.4L(454) SUBURBAN 8CYL	<b>GWG-70A</b>	10081980
	90-93	7.4L(454) C1,2,K2 SERIES 8CYL	<b>GWG-70A</b>	10081980
	88-93	7.4L(454) C,G,K3 SERIES 8CYL	<b>GWG-70A</b>	10081980
	91-91	7.4L(454) R,V3 SERIES 8CYL	<b>GWG-32A</b>	14085852
	89-90	7.4L(454) R2(SUBURBAN) 8CYL	<b>GWG-70A</b>	10081980
	89-90	7.4L(454) R,V2,3 SERIES(EXC.SUBURBAN) 8CYL	<b>GWG-32A</b>	14085852
	87-88	7.4L(454) R,V2,3 SERIES 8CYL	<b>GWG-32A</b>	14085852
	87-88	7.4L(454) P3 SERIES 8CYL	<b>GWG-32A</b>	14085852
	79-86	7.4L(454) C,K,P2,3 SERIES 8CYL	<b>GWG-32A</b>	14085852
	77-86	5.0L(305) 5.7L(350) 6.6L(400) (GAS ENG) 8CYL	<b>GWG-25A</b>	10048917
	80-81	5.7L(350)(D) C1 W/O AC 8CYL	<b>GWG-36A</b>	231886
	79-81	5.7L(350)(D) C1 W/ AC 8CYL	<b>GWG-26A</b>	556283
	78-78	5.7L(350)(D) C1 8CYL	<b>GWG-26A</b>	556283
	73-78	7.4L(454) INCL.MHC 8CYL	<b>GWG-32A</b>	6272159
	73-76	305,307,350,400 INCL.MHC 8CYL	<b>GWG-27A</b>	372334
	72-72	283,307,327,350 8CYL	<b>GWG-35A</b>	3998206
	72-72	307,350 G10,20,30 SERIES 8CYL W/THEADED POWER STEERING BOSS	<b>GWG-25A</b>	461996
72-72	307,350 G10,20,30 SERIES 8CYL W/O THEADED POWER STEERING BOSS	<b>GWG-27A</b>	6272157	
68-	396,400 8CYL		14087581	
55-71	265,283,307,327,350 8CYL	<b>GWG-35A</b>	3957981	
<b>(CHEVROLET TRUCK) MEDIUM &amp; HEAVY DUTY 40-90 SERIES</b>	74-87	292(50,60 SERIES) INCL.SCHOOL BUS 6CYL	<b>GWG-34A</b>	474056
	73-78	250(50 SERIES) 6CYL	<b>GWG-01A</b>	6258446
	79-90	350(50,60 SERIES) INCL.SCHOOL BUS 8CYL	<b>GWG-31A</b>	6258551
	73-80	350(40,50,60 SERIES) 8CYL	<b>GWG-31A</b>	6258551
	69-80	366,427(40,50,60,65,70,80 SERIES) 8CYL	<b>GWG-41A</b>	6258548
	77-79	400 8CYL	<b>GWG-25A</b>	474029
	62-72	307,327,350(40,50,60 SERIES) 8CYL	<b>GWG-35A</b>	3998206
	66-72	366(40,50,60,80 SERIES) 8CYL	<b>GWG-41A</b>	6258548
<b>GENERAL MOTORS GEO</b>				
<b>(GEO) METRO,SPRINT</b>	89-94	1.0L(61) METRO 3CYL	<b>GWG-63A</b>	96064464
	85-88	1.0L(61) SPRINT 3CYL	<b>GWG-57A</b>	96054298
<b>(GEO) PRIZM</b>	93-96	1.6L(98) 4CYL	<b>GWG-68A</b>	94854791
	93-96	1.8L(109) 4CYL	<b>GWG-71A</b>	94854103
	90-94	1.6L(98) DOHC GSI 4CYL	<b>GWG-58A</b>	94844775
	89-91	1.6L(98) SOHC 4CYL	<b>GWG-50A</b>	94847609
<b>(GEO) SPECTRUM STORM</b>	90-93	1.6L(98) STORM SOHC 4CYL	<b>GWIS-33A</b>	94331664
	92-93	1.8L(112) STORM GSI DOHC 4CYL	<b>GWIS-33A</b>	94331664
	90-91	1.6L(98) STORM GSI DOHC 4CYL	<b>GWIS-32A</b>	94360200
	88-89	1.5L(92) SPECTRUM 4CYL	<b>GWG-65A</b>	94109591
<b>(GEO) TRACKER</b>	89-93	1.6L(98) W/5 THEADED MOUNTING BOSSES 4CYL	<b>GWG-64A</b>	96062832
	89-89	1.6L(98) W/4 THEADED MOUNTING BOSSES 4CYL		96059659
<b>G.M.C. TRUCK</b>				
<b>(G.M.C. TRUCK) JIMMY-FULL SIZE</b>	78-82	4.1L(250) 6CYL	<b>GWG-12A</b>	361054
	78-79	4.8L(292) 6CYL	<b>GWG-23A</b>	10046305
	75-77	4.1L(250) 6CYL	<b>GWG-16A</b>	361055
	75-77	4.8L(292) 6CYL	<b>GWG-34A</b>	357262
	69-74	250 6CYL	<b>GWG-01A</b>	6258446
	72-74	292 6CYL		6258119
	89-93	5.7L(350) 8CYL	<b>GWG-55A</b>	10077059
	82-91	6.2L(379)(D) 8CYL	<b>GWG-33A</b>	15633465
	77-88	5.0L(305) 5.7L(350) 6.6L(400) 8CYL	<b>GWG-25A</b>	10048917

# GENERAL MOTORS

CAR NAME	YEAR	MODEL / ENGINE / REMARK	GMB NO.	OEM NO.
<b>G.M.C. TRUCK</b>				
<b>(G.M.C. TRUCK) JIMMY-FULL SIZE</b>	73-86	7.4L(454) 8CYL	<b>GWG-32A</b>	14085852
	72-76	262,305,307,350,400 8CYL	<b>GWG-27A</b>	372334
	69-71	307,350 8CYL	<b>GWG-35A</b>	3957981
<b>(G.M.C. TRUCK) SAFARI VAN</b>	87-90	2.5L(151*E) 4CYL	<b>GWG-54A</b>	10181327
	85-86	2.5L(151) 4CYL	<b>GWG-52A</b>	10032022
	90-94	4.3L(262) 6CYL	<b>GWG-62A</b>	10148030
	87-89	4.3L(262*Z) 6CYL	<b>GWG-55A</b>	10077059
	85-86	4.3L(262) 6CYL	<b>GWG-25A</b>	10048917
<b>(G.M.C. TRUCK) S-15 JIMMY S-15 PICK-UP SONOMA SYCLONE TYPHOON</b>	87-93	2.5L(151*E) 4CYL	<b>GWG-54A</b>	10181327
	85-86	2.5L(151) 4CYL	<b>GWG-52A</b>	10032022
	82-85	1.9L(119) 4CYL	<b>GWG-19A</b>	94239153
	83-85	2.2L(136)(D) 4CYL		94105354
	83-84	2.0L(121) 4CYL	<b>GWG-21A</b>	14063641
	87-89	2.8L(173*R) 6CYL	<b>GWG-72A</b>	10120943
	88-93	4.3L(262) 6CYL	<b>GWG-55A</b>	10077059
	82-86	2.8L(173) 6CYL	<b>GWG-17A</b>	14105921
	87-93	2.5L(151) GM MODELS 4CYL 153 CHEVY ENG.1/4 TON-AMC	<b>GWG-54A</b>	181327
	-	MODEL DJ-SA,VARIOUS MAIL TRUCKS	<b>GWG-01A</b>	2930-848-5960
	-	VARIOUS MODEL PS30842	<b>GWG-01A</b>	2930-848-5960
	-	170,225 1 TON-DODGE MODEL S6-P200 VARIOUS MAIL TRUCKS	<b>GWCR-06A</b>	2930-983-4192
	-	IHC SCOUT,MODEL 800 VARIOUS MAIL TRUCKS	<b>GWIH-01A</b>	2930-073-3473
	-	IHC MODEL CO/1600 VARIOUS MAIL TRUCKS	<b>GWIH-01A</b>	2930-073-3473
-	1/2 TON-FORD MODEL G100 VARIOUS MAIL TRUCKS	<b>GWG-38A</b>	2930-V99-0039	
<b>GENERAL MOTORS OLDSMOBILE</b>				
<b>(OLDSMOBIL) CALAIS CUTLASS CALAIS- FWD</b>	87-91	2.3L(140) 4CYL	<b>GWG-66A</b>	22537768
	85-91	2.5L(151) 4CYL	<b>GWG-05A</b>	10159526
	91-91	3.3L(204) 6CYL	<b>GWG-59A</b>	12338842
	89-90	3.3L(204) 6CYL	<b>GWG-44A</b>	12336298
	85-88	3.0L(181) 6CYL	<b>GWG-44A</b>	12336298
<b>(OLDSMOBIL) CIERA CUTLASS</b>	93-94	2.2L(134) 4CYL	<b>GWG-47A</b>	12518443
	87-92	2.5L(151) 4CYL	<b>GWG-49A</b>	10181369
	82-86	2.5L(151) W/O PULLEY 4CYL	<b>GWG-05A</b>	10004073
	82-86	2.5L(1519 W/3 GROOVE PULLEY 4CYL	<b>GWG-05AP</b>	
	91-93	3.3L(204) 6CYL	<b>GWG-59A</b>	12338842
	89-90	3.3L(204) 6CYL	<b>GWG-44A</b>	12336298
	87-89	2.8L(173) 6CYL	<b>GWG-48A</b>	10048949
	86-88	3.8L(231) 6CYL	<b>GWG-44A</b>	12336298
	82-86	2.8L(173) INCL.CANADA EXPORT 6CYL	<b>GWG-04A</b>	10120945
	82-85	3.0L(181) 3.8L(231) 6CYL	<b>GWG-45A</b>	25525147
	82-85	4.3L(260)(D) W/O PULLEY 6CYL	<b>GWG-20A</b>	22519584
82-85	4.3L(260)(D) W/PULLEY 6CYL	<b>GWG-20AP</b>		
<b>(OLDSMOBIL) CUTLASS CALAIS-RWD</b>	90-91	2.3L(140) 4CYL	<b>GWG-66A</b>	24570464
	89-94	3.1L(189) 6CYL	<b>GWG-48A</b>	10048949
	90-94	3.4L(207) 6CYL	<b>GWG-48A</b>	10048949
	88-89	2.8L(173) 6CYL	<b>GWG-48A</b>	10048949
	77-87	3.8L(231) 4.1L(252) 6CYL	<b>GWG-07A</b>	1260709
	82-84	4.3L(260)(D) 6CYL	<b>GWG-24A</b>	22514839
	75-76	250 6CYL	<b>GWG-12A</b>	361054
	74-74	250 W/O AC 6CYL	<b>GWG-01A</b>	3947042
	74-74	250 W/AC 6CYL		358937
	66-73	250 6CYL	<b>GWG-01A</b>	3947042
	64-65	ALL V-6 MODELS 6CYL	<b>GWG-42A</b>	1396346
	86-88	5.0L(307) 8CYL	<b>GWG-26A</b>	556283
	83-87	5.0L(307) CANADA EXPORT 8CYL	<b>GWG-25A</b>	10048917
	83-85	5.7L(350)(D) 8CYL	<b>GWG-26A</b>	556283



# GENERAL MOTORS

CAR NAME	YEAR	MODEL / ENGINE / REMARK	GMB NO.	OEM NO.
<b>GENERAL MOTORS OLDSMOBILE</b>				
<b>(OLDSMOBIL) CUTLASS CALAIS-RWD</b>	81-85	4.3L(260) 5.0L(307) W/AC 8CYL	<b>GWG-26A</b>	556283
	81-85	4.3L(260) 5.0L(307) W/O AC 8CYL	<b>GWG-36A</b>	231886
	82-82	5.7L(350)(D) W/AC 8CYL	<b>GWG-26A</b>	556283
	82-82	5.7L(350)(D) W/O AC 1ST DESIGN 8CYL	<b>GWG-36A</b>	231886
	82-82	5.7L(350)(D) W/O AC 2ND DESIGN 8CYL	<b>GWG-26A</b>	556283
	79-81	4.3L(260) 5.7L(350)(D) W/AC 8CYL	<b>GWG-26A</b>	556283
	79-81	4.3L(260) 5.7L(350)(D) W/O AC 8CYL	<b>GWG-36A</b>	231886
	78-81	5.0L(305) 8CYL	<b>GWG-25A</b>	10048917
	77-80	260,350,403 W/AC 8CYL	<b>GWG-26A</b>	556283
	77-80	260,350,403 W/O AC 8CYL	<b>GWG-36A</b>	231886
	77-79	350 8CYL	<b>GWG-25A</b>	10048917
	75-76	260,350,455 W/AC 8CYL	<b>GWG-26A</b>	556283
	75-76	260,350,455 W/O AC 8CYL	<b>GWG-36A</b>	231886
	75-75	400 8CYL	<b>GWG-28A</b>	488377
73-74	ALL V-8 W/O AC 8CYL	<b>GWG-36A</b>	231886	
71-74	ALL V-8 W/AC 8CYL	<b>GWG-26A</b>	556283	
<b>(OLDSMOBIL) FIRENZA</b>	87-88	2.0L(121) 4CYL	<b>GWG-61A</b>	90220568
	87-88	2.0L(121) 4CYL	<b>GWG-47A</b>	10089654
	82-86	1.8L(111) 4CYL	<b>GWG-11A</b>	52273124
	82-86	1.8L(111) 2.0L(121*B.P) 4CYL	<b>GWG-06A</b>	10065240
	87-87	2.8L(173) 6CYL	<b>GWG-48A</b>	10048949
	85-86	2.8L(173) 6CYL	<b>GWG-51A</b>	14089011
<b>(OLDSMOBIL- FULL SIZE) DELTA 88 CUSTOM-CRUISER NINETY-EIGHT TORONADO TROFEO</b>	91-94	3.8L(231) 6CYL	<b>GWG-59A</b>	12338842
	86-	3.0L(181) 3.8L(231) 6CYL	<b>GWG-44A</b>	12326453
	85-85	3.0L(181) 98 REGENCY 6CYL	<b>GWG-45A</b>	25525147
	85-85	3.8L(231) 98 REGENCY W/FWD 6CYL	<b>GWG-45A</b>	25525147
	82-85	3.8L(231) 4.1L(252) EXC.1985,98 REGENCY W/FWD 6CYL	<b>GWG-07A</b>	25527536
	85-85	4.3L(260)(D) W/O PULLEY 6CYL	<b>GWG-20A</b>	22519584
	85-85	4.3L(260)(D) W/PULLEY 6CYL	<b>GWG-20AP</b>	
	77-81	3.8L(231) 6CYL	<b>GWG-07A</b>	25527536
	91-92	5.0L(305) 5.7L(350) 8CYL	<b>GWG-69A</b>	10174846
	86-90	5.0L(307) 8CYL	<b>GWG-26A</b>	556283
	83-85	5.7L(350)(D) 8CYL	<b>GWG-26A</b>	556283
	82-85	4.3L(260) 5.0L(307) W/AC 8CYL	<b>GWG-26A</b>	556283
	82-85	4.3L(260) 5.0L(307) W/O AC 8CYL	<b>GWG-36A</b>	231886
	84-84	5.0L(307) 98 W/RWD 8CYL	<b>GWG-26A</b>	556283
	81-82	4.4L(267) 5.0L(305) CANADA EXPORT 8CYL	<b>GWG-25A</b>	10048917
	82-82	5.7L(350)(D) W/AC 8CYL	<b>GWG-26A</b>	556283
	82-82	5.7L(350)(D) W/O AC 1ST DESIGN 8CYL	<b>GWG-36A</b>	231886
	82-82	5.7L(350)(D) W/O AC 2ND DESIGN 8CYL	<b>GWG-26A</b>	556283
	81-81	4.3L(260) 5.7L(350)(D) W/AC 8CYL	<b>GWG-26A</b>	556283
	81-81	4.3L(260) 5.7L(350)(D) W/O AC 8CYL	<b>GWG-36A</b>	231886
	77-81	260,307,350 N-DIESEL,R,403 W/AC 8CYL	<b>GWG-26A</b>	556283
	77-81	260,307,350 N-DIESEL,R,403 W/O AC 8CYL	<b>GWG-36A</b>	231886
	79-79	301 DELTA 88 8CYL	<b>GWG-28A</b>	12309445
	79-79	350 DELTA 88 8CYL	<b>GWG-07A</b>	1257703
	77-77	350 8CYL	<b>GWG-25A</b>	10048917
	75-76	260,350,455 W/AC 8CYL	<b>GWG-26A</b>	556283
	75-76	260,350,455 W/O AC 8CYL	<b>GWG-36A</b>	231886
75-75	400 8CYL	<b>GWG-28A</b>	12309445	
73-74	ALL V-8 W/O AC 8CYL	<b>GWG-36A</b>	231886	
71-74	ALL V-8 W/AC 8CYL	<b>GWG-26A</b>	556283	
<b>(OLDSMOBIL) OMEGA STARFIRE</b>	80-84	2.5L(151) W/O PULLEY 4CYL	<b>GWG-05A</b>	10004073
	-	W/3 GROOVE PULLEY 4CYL	<b>GWG-05AP</b>	
	78-80	2.5L(151) STARFIRE 4CYL	<b>GWG-12A</b>	361054
	81-84	2.8L(173) 6CYL	<b>GWG-04A</b>	14101304
	75-80	3.8L(231) 6CYL	<b>GWG-07A</b>	1260709
	73-76	250 EXC.1974 W/AC 6CYL	<b>GWG-01A</b>	357261

# GENERAL MOTORS

CAR NAME	YEAR	MODEL / ENGINE / REMARK	GMB NO.	OEM NO.
<b>GENERAL MOTORS OLDSMOBILE</b>				
<b>(OLDSMOBIL) OMEGA STARFIRE</b>	80-84	2.5L(151) W/O PULLEY 4CYL	<b>GWG-05A</b>	10004073
	-	W/3 GROOVE PULLEY 4CYL	<b>GWG-05AP</b>	
	78-80	2.5L(151) STARFIRE 4CYL	<b>GWG-12A</b>	361054
	81-84	2.8L(173) 6CYL	<b>GWG-04A</b>	14101304
	75-80	3.8L(231) 6CYL	<b>GWG-07A</b>	1260709
	73-76	250 EXC.1974 W/AC 6CYL	<b>GWG-01A</b>	357261
	74-74	250 W/AC 6CYL		358937
	77-79	5.0L(305) 5.7L(350) OMEGA 8CYL	<b>GWG-25A</b>	10048917
	77-79	5.0L(305) STARFIRE 8CYL		359913
	75-76	4.3L(260) W/AC 8CYL	<b>GWG-26A</b>	556283
	75-76	4.3L(260) W/O AC 8CYL	<b>GWG-36A</b>	231886
	75-76	5.7L(350) 8CYL	<b>GWG-07A</b>	1260709
	73-74	ALL V-8 W/AC 8CYL	<b>GWG-26A</b>	556283
73-74	ALL V-8 W/O AC 8CYL	<b>GWG-36A</b>	231886	
<b>(OLDSMOBIL) SILOUETTE</b>				
	90-93	3.1L(189) 6CYL	<b>GWG-48A</b>	10174858
	92-93	3.8L(231) 6CYL	<b>GWG-59A</b>	12338842
<b>(OLDSMOBIL TRUCK)</b>				
	93-94	4.3L(262) 6CYL	<b>GWG-62A</b>	12522031
	91-92	4.3L(262) 6CYL	<b>GWG-55A</b>	10077059
<b>GENERAL MOTORS PONTIAC</b>				
<b>(PONTIAC) FIERO</b>				
	-	2.5L(151) 4CYL	<b>GWG-05A</b>	10004073
	85-88	2.8L(173) 6CYL	<b>GWG-04A</b>	10054510
<b>(PONTIAC) FIREBIRD TRANS-AM</b>	85-86	2.5L(151) 4CYL	<b>GWG-52A</b>	10032022
	82-84	2.5L(151) 4CYL	<b>GWG-12A</b>	10120938
	93-94	3.4L(205) 6CYL	<b>GWG-60A</b>	12520914
	90-92	3.1L(189) 6CYL	<b>GWG-60A</b>	10120944
	87-89	2.8L(173) 6CYL	<b>GWG-60A</b>	10120944
	89-89	3.8L(231) 6CYL	<b>GWG-07A</b>	25527536
	85-86	2.8L(173) 6CYL	<b>GWG-04A</b>	10120945
	82-84	2.8L(173) 6CYL	<b>GWG-17A</b>	14105921
	77-81	3.8L(231) 6CYL	<b>GWG-07A</b>	1260709
	75-76	250 6CYL	<b>GWG-12A</b>	361054
	70-74	250 W/O AC 6CYL	<b>GWG-01A</b>	357261
	74-74	250 W/AC 6CYL		358937
	93-94	5.7L(350) 8CYL		12518277
	88-92	5.0L(305) 5.7L(350) 8CYL	<b>GWG-55A</b>	10077059
	77-87	5.0L(305) 8CYL	<b>GWG-25A</b>	10048917
	87-87	5.7L(350) 8CYL	<b>GWG-25A</b>	10048917
	77-81	4.3L(265) 4.9L(301) 8CYL	<b>GWG-28A</b>	12309445
	78-79	5.7L(350) 8CYL	<b>GWG-25A</b>	10048917
	77-79	350,403 W/AC 8CYL	<b>GWG-26A</b>	556283
	77-79	350,403 W/O AC 8CYL	<b>GWG-36A</b>	231886
77-79	400 8CYL	<b>GWG-28A</b>	12309445	
77-77	350 8CYL	<b>GWG-28A</b>	12309445	
71-76	350,400,455 8CYL	<b>GWG-28A</b>	12309445	
70-70	ALL V-8(EXC 307) 8CYL	<b>GWG-28A</b>	12309445	
69-69	ALL V-8(W/CASTING NO.9796351) 8CYL		9797581	
<b>(PONTIAC FULL- SIZE) BONNEVILLE CATALINA,SAFARI</b>				
	91-94	3.8L(231) 6CYL	<b>GWG-59A</b>	12338842
	87-90	3.8L(231) 6CYL	<b>GWG-44A</b>	12326453
	86-86	4.3L(262) 6CYL	<b>GWG-25A</b>	10048917
	82-86	3.8L(231) 4.1L(252) 6CYL	<b>GWG-07A</b>	25527536
	80-81	3.8L(231) 6CYL	<b>GWG-07A</b>	25527536
	86-89	5.0L(307) 8CYL	<b>GWG-26A</b>	556283
	83-86	5.0L(305) 8CYL	<b>GWG-25A</b>	10048917
	83-84	5.7L(350)(D) 8CYL	<b>GWG-26A</b>	556283
	81-82	5.7L(350)(D) W/AC 8CYL	<b>GWG-26A</b>	556283
	82-82	5.7L(350)(D) W/O AC 8CYL 1ST DESIGN 8CYL	<b>GWG-36A</b>	231886
	82-82	5.7L(350)(D) W/O AC 8CYL 2ND DESIGN 8CYL	<b>GWG-26A</b>	556283

# GENERAL MOTORS

CAR NAME	YEAR	MODEL / ENGINE / REMARK	GMB NO.	OEM NO.
<b>GENERAL MOTORS PONTIAC</b>				
<b>(PONTIAC FULL-SIZE) BONNEVILLE CATALINA SAFARI</b>	77-81	4.3L(265) 4.9L(301) 8CYL	<b>GWG-28A</b>	12309445
	77-81	307,350,403 W/AC 8CYL	<b>GWG-26A</b>	556283
	77-81	307,350,403 W/O AC 8CYL	<b>GWG-36A</b>	231886
	77-80	301,400 8CYL	<b>GWG-28A</b>	12309445
	78-79	350 8CYL	<b>GWG-07A</b>	1257703
	77-77	350 8CYL	<b>GWG-28A</b>	12309445
	71-76	350,400,455 8CYL	<b>GWG-28A</b>	12309445
	69-70	ALL V-8(EXC 307) 8CYL	<b>GWG-28A</b>	12309445
	63-68	ALL V-8 8CYL		9784281
<b>(PONTIAC) GRANDO AM</b>	88-94	2.3L(138) 4CYL	<b>GWG-66A</b>	24570464
	85-91	2.5L(151) 4CYL	<b>GWG-05A</b>	10159526
	87-89	2.0L(122) 4CYL	<b>GWG-61A</b>	90220568
	92-93	3.3L(204) 6CYL	<b>GWG-59A</b>	12338842
	85-87	3.0L(181) 6CYL	<b>GWG-44A</b>	25527537
	79-79	231 6CYL	<b>GWG-07A</b>	1260709
	78-80	301 8CYL	<b>GWG-28A</b>	12309445
	78-80	305 8CYL	<b>GWG-25A</b>	10048917
<b>(PONTIAC) GRANDO PRIX</b>	90-91	2.3L(140) 4CYL	<b>GWG-66A</b>	22537768
	91-94	3.4L(204) 6CYL	<b>GWG-48A</b>	10048949
	88-94	3.1L(189) 6CYL	<b>GWG-48A</b>	10048949
	88-89	2.8L(173) 6CYL	<b>GWG-48A</b>	10048949
	82-87	3.8L(231) 4.1L(252) 6CYL	<b>GWG-07A</b>	1260709
	86-87	4.3L(262) 6CYL	<b>GWG-25A</b>	10048917
	83-87	5.0L(305) 8CYL	<b>GWG-25A</b>	10048917
	83-84	5.7L(350)(D) 8CYL	<b>GWG-26A</b>	556283
	82-82	5.7L(350)(D) W/AC 8CYL	<b>GWG-26A</b>	556283
	82-82	5.7L(350)(D) W/O AC 1ST DESIGN 8CYL	<b>GWG-36A</b>	231886
	82-82	5.7L(350)(D) W/O AC 2ND DESIGN 8CYL	<b>GWG-26A</b>	556283
	77-81	4.3L(265) 4.9L(301) 8CYL	<b>GWG-28A</b>	488377
	77-81	350(D),403 W/AC 8CYL	<b>GWG-26A</b>	556283
	77-81	350(D),403 W/O AC 8CYL	<b>GWG-36A</b>	231886
	78-80	305 8CYL	<b>GWG-25A</b>	10048917
	77-77	350,400 8CYL	<b>GWG-28A</b>	488377
74-76	350,400,455 8CYL	<b>GWG-28A</b>	488377	
69-73	ALL V-8(EXC 307) 8CYL	<b>GWG-28A</b>	488377	
<b>(PONTIAC) LEMANS TEMPEST</b>	91-93	1.6L(98) 4CYL		90325660
	88-90	1.6L(98) 4CYL	<b>GWG-46A</b>	12395558
	89-90	2.0L(121) 4CYL	<b>GWG-61A</b>	90220568
	77-81	3.8L(231) 6CYL	<b>GWG-07A</b>	1260709
	75-76	250 6CYL	<b>GWG-12A</b>	361054
	70-74	250 W/O AC 6CYL	<b>GWG-01A</b>	3947042
	74-74	250 W/AC 6CYL		358937
	77-81	265,301 8CYL	<b>GWG-28A</b>	488377
	77-80	305,350 8CYL	<b>GWG-25A</b>	10048917
	77-77	350,400 8CYL	<b>GWG-28A</b>	488377
	76-77	260,350,403 W/AC 8CYL	<b>GWG-26A</b>	556283
	76-77	260,350,403 W/O AC 8CYL	<b>GWG-36A</b>	231886
	74-76	350,400,455 8CYL	<b>GWG-28A</b>	488377
	69-73	ALL V-8(EXC 307) 8CYL	<b>GWG-28A</b>	488377
69-69	ALL V-8 W/CASTING NO.9796351 8CYL		9784281	
<b>(PONTIAC) PARISIENNE</b>	83-86	3.8L(229) 4.3L(262) 6CYL	<b>GWG-25A</b>	10048917
	84-85	3.8L(231) INCL.CANADA EXPORT 6CYL	<b>GWG-07A</b>	1260709
	86-86	5.0L(307) 8CYL	<b>GWG-26A</b>	556283
	83-86	5.0L(305) 5.7L(350) INCL.EXPORT 8CYL	<b>GWG-25A</b>	10048917
	83-85	5.7L(350)(D) 8CYL	<b>GWG-26A</b>	556283
<b>(PONTIAC) PHOENIX,VENTURA</b>	80-84	2.5L(151) W/O PULLEY 4CYL	<b>GWG-05A</b>	10004073
	80-84	2.5L(1519 W/3 GROOVE PULLEY 4CYL	<b>GWG-05AP</b>	

# GENERAL MOTORS

CAR NAME	YEAR	MODEL / ENGINE / REMARK	GMB NO.	OEM NO.
<b>GENERAL MOTORS PONTIAC</b>				
<b>(PONTIAC) PHOENIX, VENTURA</b>	80-84	2.8L(173) 6CYL	<b>GWG-04A</b>	14101304
	77-79	231 6CYL	<b>GWG-07A</b>	1247079
	75-76	250 6CYL	<b>GWG-12A</b>	361054
	71-74	250 W/O AC 6CYL	<b>GWG-01A</b>	3947042
	74-74	250 W/AC 6CYL		358937
	77-79	305,350 8CYL	<b>GWG-25A</b>	10048917
	77-77	301 8CYL	<b>GWG-28A</b>	12309445
	77-77	350 W/AC 8CYL	<b>GWG-26A</b>	556283
	77-77	350 W/O AC 8CYL	<b>GWG-36A</b>	231886
	75-76	350 8CYL	<b>GWG-07A</b>	1247079
	75-76	260 W/AC 8CYL	<b>GWG-26A</b>	556283
	75-75	260 W/O AC 8CYL	<b>GWG-36A</b>	231886
	70-74	ALL V-8(EXC 307) 8CYL	<b>GWG-28A</b>	488377
71-74	307 8CYL	<b>GWG-27A</b>	6272157	
<b>(PONTIAC) SUNBIRD ASTRE J2000</b>	92-94	2.0L(122) 4CYL	<b>GWG-11A</b>	12511062
	87-91	2.0L(122) 4CYL	<b>GWG-61A</b>	90220568
	82-86	1.8L(112) 2.0L(122) 4CYL	<b>GWG-06A</b>	10065240
	82-86	1.8L(112) 4CYL	<b>GWG-11A</b>	52273124
	77-80	2.5L(151) 4CYL	<b>GWG-12A</b>	361054
	91-93	3.1L(189) 6CYL	<b>GWG-48A</b>	10048949
	76-80	231 6CYL	<b>GWG-07A</b>	1247079
<b>(PONTIAC) T1000</b>	81-87	1.6L(98) 8CYL	<b>GWG-03A</b>	10077051
<b>(PONTIAC) 6000</b>	87-91	2.5L(151) 4CYL	<b>GWG-49A</b>	10181369
	82-86	2.5L(151) W/O PULLEY 4CYL	<b>GWG-05A</b>	10004073
	-	W/3 GROOVE PULLEY 4CYL	<b>GWG-05AP</b>	
	87-91	2.8L(1739 3.1L(189)6CYL	<b>GWG-48A</b>	10048949
	82-86	2.8L(173) 6CYL	<b>GWG-04A</b>	10120945
	82-85	4.3L(260)(D) W/O PULLEY 6CYL	<b>GWG-20A</b>	22519584
<b>(PONTIAC) TRANS SPORT</b>	82-85	4.3L(260)(D) W/PULLEY 6CYL	<b>GWG-20AP</b>	
	90-94	3.1L(189) 6CYL	<b>GWG-48A</b>	10174858
	92-94	3.8L(231) 6CYL	<b>GWG-59A</b>	12338842
	-	HIGH PERFORMANCE WP		
	-	GWG-56A ALUMINUM BODY OF GWG-35A		
<b>GM(BRASIL)</b>				
<b>CHEVETTE</b>	76-80	W/O THERMOSTAT	<b>GWG-67A</b>	9306722
<b>GM(SOUTH AFRICA) REGIONAL ITEMS</b>				
<b>CHEVETTE</b>	62-65	CHEVY 6CYL	<b>GWG-08A</b>	3286641
	-	2300/2500cc CHEVROLET	<b>GWG-08A</b>	3286641
	72-	3800/4100cc CHEVROLET	<b>GWG-10A</b>	2650866
	-	W/VISCOUS FAN CLUTCH		
	79-	4100cc COMMODORE 6CYL	<b>GWG-08A</b>	3286641
	69-77	2300/2500cc CHEVROLET W/AC	<b>GWG-09A</b>	3427007
	71-75	2500cc FIRENZA	<b>GWG-08A</b>	3286641
	75-	1900 HATCH, ASCONA	<b>GWG-08A</b>	3286641
	69-77	2300/2500cc KOMMANDO W/AC	<b>GWG-09A</b>	3427007
	79-	2000cc REKORD	<b>GWG-08A</b>	3286641
<b>SATURN</b>				
<b>SATURN</b>	-	1.9L(116) 4CYL	<b>GWG-80A</b>	21000535
	-	1.9L(116) 4CYL	<b>GWG-81A</b>	21006276

# HOLDEN

## *CAR NAME*

APOLLO
ASTRA
BARINA
CALIBRA
CAMIRA
COMMODORE
DROVER
GEMINI
HOLDEN
JACKAROO
NOVA
PUAZZA
SCURRY
SHUTTLE
SUNBIRD
TORANA

# HOLDEN

CAR NAME	YEAR	MODEL / ENGINE / REMARK	GMB NO.	OEM NO.
<b>GM(AUSTRALIA)HOLDEN</b>				
APOLLO	89-93	2.0L(3SF/3SFE)ENG JK,JL	GWT-77A	16110-79025
	93-94	2.2L(5S-FE)ENG JM	GWT-77A	16110-79025
	93-94	3.0L(3VZ-FE)ENG JM	GWT-71A	16100-69206
ASTRA	84-87	1.5L(E15)1.6L(E16S)ENG LB,LC	GWN-24A	21010-01M25
	87-89	1.6L(16LF)1.8L(LV6)ENG LD	GWG-11A	90106656
BARINA	85-89	1.3L(G13A)ENG MB,ML MANUAL	GWS-08A	17400-82811
	89-94	1.3L(G13B)ENG ML AUTO MF,MH	GWS-15A	17400-82820
CALIBRA	91-94	2.0L(LE4)ENG SOHC YE C20N	GWG-61A	90220568
CAMIRA	82-87	1.6L/1.8L(L16/LJ9/LV6)ENG JB,JD	GWG-11A	90106656
	87-89	2.0L(LE4)ENG JE	GWG-61A	90220568
COMMODORE	80-81	1.9L(1X)ENG VC STARFIRE	GWHD-01A	9943171
	81-84	1.9L(1X)ENG VH STARFIRE	GWHD-06A	92014082
	78-81	173/202 ENG 6CYL VB,VC	GWHD-03A	2808367
	81-86	173/202 ENG 6CYL VH,VK	GWHD-06A	92014082
	86-88	3.0L(RB30E)ENG VL	GWHD-08A	2101042L00
	88-90	3.8L HIGHER BOLT VN1	GWG-44A	25529891
	88-91	3.8L LOWER BOLT VN	GWG-59A	25534909
	91-94	3.8L VP VG VR	GWG-59A	25534909
	80-82	4.2L(253)/5.0L(308)ENG VB,VC VH(FLANGE FACE-BACKPLATE 94MM)	GWHD-04/05A	92009639
	81-88	4.2L(253)/5.0L(308)ENG VK,VL VH(FLANGE FACE-BACKPLATE 110MM)	GWHD-07A	92014563
	88-94	4.2L(253)/5.0L(308)ENG VN,VP,VR	GWHD-07A	92014563
	92-94	3.8L VQ	GWG-59A	25534909
	94-94	3.8L VR	GWG-59A	25534909
90-94	5.0L VQ & ,VR	GWHD-07A	92014563	
GEMINI	75-85	1.6L(G161Z)TX,TC,TD,TE,TF,TG	GWG-14A	94202477
	81-84	1.8L(4FB1)(D)TE,TF,TG	GWIS-19A	8-94118-501-0
HOLDEN	63-69	149/186 RED ENG EH-HK,GD,FR	GWHD-02A	92008364
	69-74	161/173/186/202 RED ENG HT,HG,HQ	GWHD-03A	2808367
	74-78	173/202 RED ENG HJ,HX,HZ W/O AC	GWHD-01A	9943171
	77-85	202 RED ENG HZ,WB W/AC	GWHD-06A	92014082
	68-74	307/327/350 CHEV ENG K,HT,HG,HQ	GWG-35A	3998206
	68-69	307 CHEV ENG HK		TBA
	70-80	350 CHEV ENG HG,HT,HQ,HJ,HX,HZ		TBA
	69-70	4.2L(253)/5.0L(308)HT,HG	GWHD-04/05A	92009639
	69-85	4.2L(253)/5.0L(308)HQ,HZ WB(FLANGE FASE TO BACKPLATE 94MM)	GWHD-04/05A	92009639
	80-85	4.2L(253)/5.0L(308) WB(FLANGE FASE TO BACKPLATE 110MM)	GWHD-07A	92014563
NOVA	89-94	1.4L(4A-FC)1.6L(6A-FC)ENG LE,LF	GWT-78A	16110-19085
	91-94	1.6L(4A-FE)LF	GWT-78A	16110-19085
PUAZZA	86-87	2.0L(4ZC1)	GWIS-29A	8-94021-775-0
SUNBIRD	77-80	1.9L OPEL ENG LX,UC	GWO-01A	1334035
	78-80	1.9L(1X)ENG UC STARFIRE	GWHD-01A	9943171
TORANA	67-75	1.2L/1.3L HB,LC,LJ,TA	GWBF-01A	8850015
	74-78	1.9L OPEL ENG LH	GWO-01A	1334035
	70-79	138/173/186/202 RED ENG LC,LJ,TA,LH,LX,UC W/AC	GWHD-03A	2808367
	74-80	173/202 RED ENG LH,LX,UC W/O AC	GWHD-01A	9943171
	74-78	4.2L(253)/5.0L(308) LH,LX	GWHD-04/05A	92009639

# HOLDEN

CAR NAME	YEAR	MODEL / ENGINE / REMARK	GMB NO.	OEM NO.
<b>GM(AUSTRALIA)HOLDEN</b>				
<b>DROVER</b>	85-87	1.3L(G13A)	<b>GWS-08A</b>	17400-82811
<b>JACKAROO</b>	84-85	2.0L(G200Z)UBS13	<b>GWG-14A</b>	94202477
	81-88	2.2L(C223)(D)UBS521/522	<b>GWG-38A</b>	9425251
	84-88	2.2L(C223T)(D)UBS52	<b>GWG-38A</b>	9425251
	85-88	2.3L(4ZD1)UBS16	<b>GWIS-22A</b>	8-94376-846-0
	88-92	2.6L(4ZE1)UBS17		8-94332-638-0
	88-92	2.8L(C4J1-T)UBS55	<b>GWIS-25A</b>	8-97018-560-0
<b>SCURRY</b>	85-87	1.0L(F10A)	<b>GWS-11A</b>	17400-78821
<b>SHUTTLE</b>	82-87	1.8L(4ZB1)WFR1		8-94232-082-0
	87-91	1.9L(4ZC1)WFR1	<b>GWIS-29A</b>	8-94021-775-0
	82-87	2.0L(4FC1)(D)WFR5	<b>GWIS-28A</b>	8-97010-201-9

# HONDA

## CAR NAME

ACCORD	S-MX
ACTY	STEPWGN
AIRWAVE	STREAM
ASCOT	THAT'S
AVANCIER	TODAY
BALLAD	TORNEO
BEAT	VAMOS
CAPA	VIGOR
CITY	Z
CIVIC	
CONCERTO	
CR-V	
CR-X	
DELSOL	
DOMANI	
EDIX	
ELEMENT	
ELYSION	
FIT	
RAFAGA	
HOBIO	
HR-V	
INSIGHT	
INSPIRE	
INTERGRA	
LAGREAT	
LEGEND	
LIFE	
LOGO	
MDX	
MOBILIO	
NSX	
ODYSSEY	
ORTHIA	
PARTNER	
PASSPORT	
PRELUDE	
QUINT	
S2000	
SABER	



# HONDA

CAR NAME	C.C.	YEAR	MODEL	REMARK	ENGINE	GMB NO.	OEM NO.
	1600	76.04-78.09	SJ		EF	<b>GWHO-12AP</b>	19110-671-325
	1600	80.02-83.06	SV		EF	<b>GWHO-10A</b>	19200-PB2-000
	1600	80.02-83.06	SY		EF	<b>GWHO-10A</b>	19200-PB2-000
	1600	83.06-86.04	AC		EY	<b>GWHO-21A</b>	19200-PD2-000
	1800	85.06-89.09	CA1	GAS	A18A	<b>GWHO-23A</b>	19210-PH1-515
	1800	85.06-89.09	CA2	GAS	B18A	<b>GWHO-30A</b>	19210-PH3-305
	1800	78.09-79.07	SM		EK	<b>GWHO-16AP</b>	19110-689-325
	1800	79.07-82.10	SM		EK	<b>GWHO-10A</b>	19200-PB2-000
	1800	81.09-84.05	SZ		EK	<b>GWHO-08A</b>	19200-PC1-000
	1800	83.06-86.04	AD		ES	<b>GWHO-21A</b>	19200-PD2-000
	1800	89.09-93.10	CB1	GAS	F18A	<b>GWHO-28A</b>	19200-P0A-003
	1800	89.09-91.07	CB2	GAS	F18A	<b>GWHO-28A</b>	19200-P0A-003
	1800	93.09-97.09	CD3	PFI	F18B	<b>GWHO-28A</b>	19200-P0A-003
	1800	97.08-02.10	CF3	PFI	F18B	<b>GWHO-28A</b>	19200-P0A-003
	2000	87.05-89.09	CA5	GAS	A20A	<b>GWHO-23A</b>	19210-PH1-515
	2000	88.04-90.04	CA6	GAS	A20A3	<b>GWHO-23A</b>	19210-PH1-515
	2000	85.06-89.09	CA3	PFI	B20A	<b>GWHO-30A</b>	19210-PH3-305
	2000	89.09-93.09	CB3	GAS	F20A	<b>GWHO-28A</b>	19200-P0A-003
	2000	89.09-97.02	CB3	PFI	F20A	<b>GWHO-28A</b>	19200-P0A-003
	2000	89.09-97.02	CB3	PFI	F20A		19200-PT2-013
	2000	89.09-92.05	CB4	GAS	F20A	<b>GWHO-28A</b>	19200-P0A-003
	2000	89.09-97.02	CB4	PFI	F20A	<b>GWHO-28A</b>	19200-P0A-003
	2000	89.09-97.02	CB4	PFI	F20A		19200-PT2-013
	2000	90.04-94.02	CB6	PFI	F20A		19200-PT2-013
	2000	93.09-97.09	CD4	PFI	F20B	<b>GWHO-28A</b>	19200-P0A-003
	2000	97.08-00.06	CF4	PFI	F20B	<b>GWHO-28A</b>	19200-P0A-003
	2000	97.08-02.10	CF4	PFI	F20B	<b>GWHO-33A</b>	19200-P13-003
	2000	97.08-02.10	CF5	PFI	F20B	<b>GWHO-28A</b>	19200-P0A-003
	2000	00.06-02.10	CL3	PFI	F20B	<b>GWHO-28A</b>	19200-P0A-003
	2000	89.10-95.02	CB5	PFI	G20A	<b>GWHO-44A</b>	19200-P1R-003
	2000	92.01-97.02	CC3	PFI	G20A	<b>GWHO-44A</b>	19200-P1R-003
	2000	93.10-98.03	CE4	PFI	G20A	<b>GWHO-44A</b>	19200-P1R-003
	2000	95.02-98.10	UA1	PFI	G20A	<b>GWHO-44A</b>	19200-P1R-003
	2000	02.10-04.01	CL7	PFI	K20A	<b>GWHO-50A</b>	19200-RBB-013
	2000	02.10-04.01	CL7	PFI	K20A		19200-RBC-013
	2000	02.10-04.01	CL8	PFI	K20A	<b>GWHO-50A</b>	19200-RBB-013
	2000	04.10-	CM1		K20A	<b>GWHO-50A</b>	19200-RBB-013
	2200	92.01-94.02	CB7	PFI	F22A	<b>GWHO-28A</b>	19200-P0A-003
	2200	91.04-94.02	CB9	PFI	F22A	<b>GWHO-28A</b>	19200-P0A-003
	2200	93.09-97.09	CD5	PFI	F22B	<b>GWHO-28A</b>	19200-P0A-003
	2200	94.02-96.12	CD7	PFI	F22B	<b>GWHO-28A</b>	19200-P0A-003
	2200	94.02-97.09	CE1	PFI	F22B	<b>GWHO-28A</b>	19200-P0A-003
	2200	93.09-97.09	CD6	PFI	H22A	<b>GWHO-33A</b>	19200-P13-003
	2200	94.02-96.12	CD8	PFI	H22A	<b>GWHO-33A</b>	19200-P13-003
	2200	96.08-97.09	CF2	PFI	H22A	<b>GWHO-33A</b>	19200-P13-003
	2200	00.06-02.10	CL1	PFI	H22A	<b>GWHO-33A</b>	19200-P13-003
	2300	97.10-	CF6	PFI	F23A	<b>GWHO-28A</b>	19200-P0A-003
	2300	97.10-	CF7	PFI	F23A	<b>GWHO-28A</b>	19200-P0A-003
	2300	92.03-97.02	CC4	PFI	H23A	<b>GWHO-34A</b>	19200-P14-A01
	2300	92.03-97.02	CC5	PFI	H23A	<b>GWHO-34A</b>	19200-P14-A01
	2300	98.12-	CH9	PFI	H23A	<b>GWHO-33A</b>	19200-P13-003
	2300	00.06-	CL2	PFI	H23A	<b>GWHO-33A</b>	19200-P13-003
	2400	02.10-04.01	CL9	PFI	K24A	<b>GWHO-50A</b>	19200-RBB-013
	2400	02.11-	CM2	PFI	K24A	<b>GWHO-50A</b>	19200-RBB-013
	2400	02.11-	CM3	PFI	K24A	<b>GWHO-50A</b>	19200-RBB-013
	2500	92.01-97.02	CC2	PFI	G25A	<b>GWHO-44A</b>	19200-P1R-003
	2500	93.10-98.03	CE5	PFI	G25A	<b>GWHO-44A</b>	19200-P1R-003
	2500	95.02-98.10	UA2	PFI	G25A	<b>GWHO-44A</b>	19200-P1R-003
	2500	98.10-	UA4	PFI	J25A	<b>GWHO-57A</b>	19200-P8A-A02
	3000	03.06-04.01	UC1	PFI	J30A		19200-RDV-J01
	3200	95.06-98.10	UA3	PFI	G32A		19200-P5G-004
	3200	98.10-	UA5	PFI	J32A	<b>GWHO-57A</b>	19200-P8A-A02

ACCORD  
ASCOT  
INSPIRE

# HONDA

CAR NAME	C.C.	YEAR	MODEL	REMARK	ENGINE	GMB NO.	OEM NO.	
<b>ACTY</b>	550	88.05-90.03	HA1		GAS	E05A	<b>GWHO-42A</b>	19200-PN3-013
	550	88.05-90.03	HA2		GAS	E05A	<b>GWHO-42A</b>	19200-PN3-013
	550	88.05-90.03	HH1		GAS	E05A	<b>GWHO-42A</b>	19200-PN3-013
	550	88.05-90.03	HH2		GAS	E05A	<b>GWHO-42A</b>	19200-PN3-013
	550	82.06-88.05	TA		GAS	EH	<b>GWHO-18A</b>	19200-PE9-013
	550	82.06-88.05	TB		GAS	EH	<b>GWHO-18A</b>	19200-PE9-013
	550	83.03-88.05	TC		GAS	EH	<b>GWHO-18A</b>	19200-PE9-013
	550	82.06-88.05	VD		GAS	EH	<b>GWHO-18A</b>	19200-PE9-013
	550	83.03-88.05	VH		GAS	EH	<b>GWHO-18A</b>	19200-PE9-013
	660	90.02-99.07	HA3		GAS	E07A	<b>GWHO-41A</b>	19200-P36-000
	660	90.02-99.07	HA4		GAS	E07A	<b>GWHO-41A</b>	19200-P36-000
	660	95.12-99.05	HA5		GAS	E07A	<b>GWHO-41A</b>	19200-P36-000
	660	90.02-99.06	HH3		GAS	E07A	<b>GWHO-41A</b>	19200-P36-000
	660	93.10-99.06	HH3		PFI	E07A	<b>GWHO-41A</b>	19200-P36-000
	660	90.02-99.06	HH4		GAS	E07A	<b>GWHO-41A</b>	19200-P36-000
	660	93.10-99.06	HH4		PFI	E07A	<b>GWHO-41A</b>	19200-P36-000
	660	99.05-04.02	HA6		PFI	E07Z	<b>GWHO-45A</b>	19210-PFB-003
	660	99.05-04.02	HA7		PFI	E07Z	<b>GWHO-45A</b>	19210-PFB-003
660	99.06-04.02	HH5		PFI	E07Z	<b>GWHO-45A</b>	19210-PFB-003	
660	99.06-04.02	HH6		PFI	E07Z	<b>GWHO-45A</b>	19210-PFB-003	
<b>AIRWAVE</b>	1500	05.04-	GJ1			L15A	<b>GWHO-47A</b>	19200-PWA-003
	1500	05.04-	GJ2			L15A	<b>GWHO-47A</b>	19200-PWA-003
<b>AVANCIER</b>	2300	99.09-03.07	TA1		PFI	F23A	<b>GWHO-28A</b>	19200-P0A-003
	2300	99.09-03.07	TA2		PFI	F23A	<b>GWHO-28A</b>	19200-P0A-003
	3000	99.09-03.07	TA3		PFI	J30A	<b>GWHO-57A</b>	19200-P8A-A02
	3000	00.02-03.07	TA4		PFI	J30A	<b>GWHO-57A</b>	19200-P8A-A02
<b>BEAT</b>	660	91.05-96.01	PP1		PFI	E07A	<b>GWHO-41A</b>	19200-P36-000
<b>CAPA</b>	1500	98.04-02.01	GA4		PFI	D15B	<b>GWHO-39A</b>	19200-P2A-003
	1500	99.09-02.01	GA6		PFI	D15B	<b>GWHO-39A</b>	19200-P2A-003
<b>CITY</b>	1200	86.09-88.09	GA1		GAS	D12A		19200-PJ7-003
	1200	88.10-94.06	GA1		GAS	D12A		19200-PJ7-J01
	1200	81.11-86.10	AA		GAS	ER	<b>GWHO-07A</b>	19200-PC0-405
	1200	83.11-87.10	AA		TBO	ER	<b>GWHO-07A</b>	19210-PE8-305
	1200	84.08-86.10	FA		GAS	ER	<b>GWHO-07A</b>	19210-PE8-305
	1200	81.11-87.10	VF		GAS	ER	<b>GWHO-07A</b>	19200-PC0-405
	1300	88.10-94.06	GA2		GAS	D13C		19200-PJ7-J01
	1300	88.10-94.06	GA2		PFI	D13C		19200-PJ7-J01
<b>CIVIC</b>	1200	72.07-76.05	SB1			EB1	<b>GWHO-13AP</b>	19110-634-325
	1200	76.05-78.06	SC			EE	<b>GWHO-14AP</b>	19110-637-325
	1200	76.05-78.06	SF			EE	<b>GWHO-14AP</b>	19110-637-325
	1300	87.09-92.10	EF1		GAS	D13B	<b>GWHO-26A</b>	19200-P01-003
	1300	91.08-95.09	EG3		GAS	D13B	<b>GWHO-26A</b>	19200-P01-003
	1300	91.08-95.08	EG7		GAS	D13B	<b>GWHO-26A</b>	19200-P01-003
	1300	95.08-00.09	EK2		PFI	D13B	<b>GWHO-39A</b>	19200-P2A-003
	1300	87.10-97.02	EY2		GAS	D13B	<b>GWHO-26A</b>	19200-P01-003
	1300	79.06-83.09	SL			EJ	<b>GWHO-07A</b>	19200-PA0-010
	1300	79.06-83.09	SS			EJ	<b>GWHO-07A</b>	19200-PA0-010
	1300	79.06-83.09	VE			EJ	<b>GWHO-07A</b>	19200-PA0-010
	1300	79.09-91.10	VC			EN	<b>GWHO-11A</b>	19200-PA1-030
	1300	83.09-85.09	AG		GAS	EV	<b>GWHO-22A</b>	19200-PE0-415
	1300	83.09-87.09	AG		GAS	EV	<b>GWHO-37A</b>	19200-PE0-515
	1300	83.10-85.09	AJ		GAS	EV	<b>GWHO-22A</b>	19200-PE0-415
	1300	83.10-87.09	AJ		GAS	EV	<b>GWHO-37A</b>	19200-PE0-515
	1300	83.10-84.08	VJ		GAS	EV	<b>GWHO-22A</b>	19200-PE0-415
	1300	84.08-87.10	VJ		GAS	EV	<b>GWHO-37A</b>	19200-PE0-515
	1300	01.11-04.01	ES9		PFI	LDA		19200-PZA-013
	1500	87.09-97.02	EF2		GAS	D15B	<b>GWHO-26A</b>	19200-P01-003

# HONDA

CAR NAME	C.C.	YEAR	MODEL	REMARK	ENGINE	GMB NO.	OEM NO.
CIVIC	1500	87.09-89.09	EF4	GAS	D15B	<b>GWHO-26A</b>	19200-P01-003
	1500	91.08-95.09	EG4	GAS	D15B	<b>GWHO-26A</b>	19200-P01-003
	1500	91.08-95.09	EG4	PFI	D15B	<b>GWHO-32A</b>	19200-P08-003
	1500	91.08-95.08	EG8	GAS	D15B	<b>GWHO-26A</b>	19200-P01-003
	1500	91.08-95.08	EG8	PFI	D15B	<b>GWHO-32A</b>	19200-P08-003
	1500	95.08-00.09	EK3	PFI	D15B	<b>GWHO-39A</b>	19200-P2A-003
	1500	95.08-00.09	EK3	PFI	D15B	<b>GWHO-49A</b>	19200-P2J-005
	1500	00.09-04.01	ES1	PFI	D15B	<b>GWHO-48A</b>	19200-PLC-003
	1500	00.09-04.01	ES1	PFI	D15B	<b>GWHO-55A</b>	19200-PLC-003
	1500	00.09-04.01	ES2	PFI	D15B	<b>GWHO-48A</b>	19200-PLC-003
	1500	00.09-04.01	ES2	PFI	D15B	<b>GWHO-55A</b>	19200-PLC-003
	1500	00.09-03.09	EU1	PFI	D15B	<b>GWHO-48A</b>	19200-PLC-003
	1500	00.09-03.09	EU1	PFI	D15B	<b>GWHO-55A</b>	19200-PLC-003
	1500	00.09-03.09	EU2	PFI	D15B	<b>GWHO-48A</b>	19200-PLC-003
	1500	00.09-03.09	EU2	PFI	D15B	<b>GWHO-55A</b>	19200-PLC-003
	1500	92.10-97.02	EY4	GAS	D15B	<b>GWHO-26A</b>	19200-P01-003
	1500	74.09-78.09	SE		EC	<b>GWHO-13AP</b>	19110-634-305
	1500	74.09-78.09	VB		EC	<b>GWHO-13AP</b>	19110-634-305
	1500	78.10-79.09	VB		EC	<b>GWHO-15AP</b>	19110-657-335
	1500	74.04-75.08	SG		ED	<b>GWHO-13AP</b>	19110-634-305
	1500	75.08-79.07	SG		ED	<b>GWHO-15AP</b>	19110-657-325
	1500	75.08-79.07	SH		ED	<b>GWHO-15AP</b>	19110-657-325
	1500	85.09-87.09	AH		EW	<b>GWHO-37A</b>	19200-PE0-515
	1500	84.11-87.09	AH		EW	<b>GWHO-22A</b>	19200-PE0-660
	1500	83.09-85.09	AH	GAS	EW	<b>GWHO-22A</b>	19200-PE0-415
	1500	83.09-87.09	AH	GAS	EW	<b>GWHO-37A</b>	19200-PE0-515
	1500	85.09-87.09	AK		EW	<b>GWHO-37A</b>	19200-PE0-515
	1500	84.11-87.09	AK		EW	<b>GWHO-22A</b>	19200-PE0-660
	1500	83.10-85.09	AK	GAS	EW	<b>GWHO-22A</b>	19200-PE0-415
	1500	83.10-87.09	AK	GAS	EW	<b>GWHO-37A</b>	19200-PE0-515
	1500	85.09-87.09	AR		EW	<b>GWHO-37A</b>	19200-PE0-515
	1500	84.11-87.09	AR		EW	<b>GWHO-22A</b>	19200-PE0-660
	1500	84.11-86.08	AR	GAS	EW	<b>GWHO-37A</b>	19200-PE0-515
	1500	85.09-87.09	SG		EW	<b>GWHO-37A</b>	19200-PE0-515
	1500	84.11-87.09	SG		EW	<b>GWHO-22A</b>	19200-PE0-660
	1500	85.09-87.09	SH		EW	<b>GWHO-37A</b>	19200-PE0-515
	1500	84.11-87.09	SH		EW	<b>GWHO-22A</b>	19200-PE0-660
	1500	86.09-87.09	AR	GAS	EW2	<b>GWHO-37A</b>	19200-PE0-515
	1600	89.09-91.09	EF9	PFI	B16A	<b>GWHO-56A</b>	19200-P30-003
	1600	91.08-95.09	EG6	PFI	B16A	<b>GWHO-56A</b>	19200-P30-003
	1600	91.08-95.08	EG9	PFI	B16A	<b>GWHO-56A</b>	19200-P30-003
	1600	95.08-00.09	EK4	PFI	B16A	<b>GWHO-46A</b>	19200-P72-013
	1600	97.07-00.09	EK9	PFI	B16B	<b>GWHO-46A</b>	19200-P72-013
	1600	93.02-96.12	EJ1	PFI	D16A	<b>GWHO-32A</b>	19200-P08-003
	1600	98.04-99.02	EJ7	CNG	D16A	<b>GWHO-39A</b>	19200-P2A-003
	1600	96.01-96.12	EJ7	PFI	D16A	<b>GWHO-39A</b>	19200-P2A-003
	1600	95.08-00.09	EK5	PFI	D16A	<b>GWHO-39A</b>	19200-P2A-003
	1600	97.01-98.08	EK8	PFI	D16A	<b>GWHO-39A</b>	19200-P2A-003
	1600	99.02-05.03	EN1	CNG	D16A	<b>GWHO-39A</b>	19200-P2A-A01
	1600	84.10-87.09	AT	PFI	ZC	<b>GWHO-24A</b>	19210-PG6-305
	1600	85.03-87.09	AU	PFI	ZC	<b>GWHO-24A</b>	19210-PG6-305
	1600	87.09-92.10	EF3	PFI	ZC	<b>GWHO-26A</b>	19200-P01-003
	1600	89.08-92.10	EF5	GAS	ZC	<b>GWHO-26A</b>	19200-P01-003
	1600	87.09-97.02	EF5	PFI	ZC	<b>GWHO-26A</b>	19200-P01-003
1600	92.05-95.09	EG5	PFI	ZC	<b>GWHO-26A</b>	19200-P01-003	
1600	91.08-95.08	EH1	GAS	ZC	<b>GWHO-26A</b>	19200-P01-003	
1600	91.08-95.08	EH1	PFI	ZC	<b>GWHO-26A</b>	19200-P01-003	
1600	93.09-95.08	EJ3	PFI	ZC	<b>GWHO-32A</b>	19200-P08-003	
1600	92.10-97.02	EY5	GAS	ZC	<b>GWHO-26A</b>	19200-P01-003	
1700	01.01-05.05	EN2	PFI	D17A	<b>GWHO-48A</b>	19200-PLM-A01	
1700	00.09-04.01	ES3	PFI	D17A	<b>GWHO-48A</b>	19200-PLC-003	
1700	00.09-04.01	ES3	PFI	D17A	<b>GWHO-55A</b>	19200-PLC-003	
1700	03.09-04.01	ET2	PFI	D17A	<b>GWHO-48A</b>	19200-PLC-003	

# HONDA

CAR NAME	C.C.	YEAR	MODEL	REMARK	ENGINE	GMB NO.	OEM NO.
CIVIC	1700	03.09-04.01	ET2	PFI	D17A	<b>GWHO-55A</b>	19200-PLC-005
	1700	00.09-04.02	EU3	PFI	D17A	<b>GWHO-48A</b>	19200-PLC-003
	1700	00.09-04.02	EU3	PFI	D17A	<b>GWHO-55A</b>	19200-PLC-005
	1700	00.09-04.02	EU4	PFI	D17A	<b>GWHO-48A</b>	19200-PLC-003
	1700	00.09-04.02	EU4	PFI	D17A	<b>GWHO-55A</b>	19200-PLC-005
	2000	01.12-04.03	EP3	PFI	K20A	<b>GWHO-51A</b>	19200-PRB-A01
CONCERTO	1500	88.06-92.09	MA1	GAS	D15B	<b>GWHO-26A</b>	19200-P01-003
	1600	88.06-92.09	MA2	GAS	ZC	<b>GWHO-26A</b>	19200-P01-003
	1600	88.06-92.09	MA2	PFI	ZC	<b>GWHO-26A</b>	19200-P01-003
	1600	88.07-92.09	MA3	GAS	ZC	<b>GWHO-26A</b>	19200-P01-003
	1600	88.07-92.09	MA3	PFI	ZC	<b>GWHO-26A</b>	19200-P01-003
CR-V	2000	95.10-01.08	RD1	PFI	B20B	<b>GWHO-40A</b>	19200-P75-003
	2000	98.12-01.08	RD2	PFI	B20B	<b>GWHO-40A</b>	19200-P75-003
	2000	01.08-04.03	RD4	PFI	K20A	<b>GWHO-52A</b>	19200-PNA-003
	2000	01.08-04.03	RD5	PFI	K20A	<b>GWHO-52A</b>	19200-PNA-003
	2400	04.09-	RD6		K24A	<b>GWHO-52A</b>	19200-PNA-003
	2400	04.09-	RD7		K24A	<b>GWHO-52A</b>	19200-PNA-003
CR-X BALLAD	1300	79.06-83.09	SS		EJ	<b>GWHO-07A</b>	19200-PA0-010
	1300	83.07-87.09	AE	GAS	EV	<b>GWHO-22A</b>	19200-PE0-415
	1300	83.07-87.09	AE	GAS	EV	<b>GWHO-37A</b>	19200-PE0-515
	1300	83.10-87.09	AJ	GAS	EV	<b>GWHO-22A</b>	19200-PE0-415
	1300	83.10-87.09	AJ	GAS	EV	<b>GWHO-37A</b>	19200-PE0-515
	1500	87.09-92.02	EF6	GAS	D15B	<b>GWHO-26A</b>	19200-P01-003
	1500	92.02-95.09	EG1	PFI	D15B	<b>GWHO-32A</b>	19200-P08-003
	1500	79.06-83.09	ST		EM	<b>GWHO-08A</b>	19200-PA6-030
	1500	83.07-87.09	AF	PFI	EW	<b>GWHO-22A</b>	19200-PE0-415
	1500	83.07-87.09	AF	PFI	EW	<b>GWHO-37A</b>	19200-PE0-515
	1500	83.10-85.09	AK	GAS	EW	<b>GWHO-22A</b>	19200-PE0-415
	1500	83.10-87.09	AK	GAS	EW	<b>GWHO-37A</b>	19200-PE0-515
	1600	89.09-92.02	EF8	PFI	B16A	<b>GWHO-56A</b>	19200-P30-003
	1600	92.02-95.09	EG2	PFI	B16A	<b>GWHO-56A</b>	19200-P30-003
	1600	95.09-99.08	EG2	PFI	B16A	<b>GWHO-46A</b>	19200-P72-013
	1600	95.09-99.08	EJ4	PFI	D16A	<b>GWHO-39A</b>	19200-P2A-003
1600	84.10-87.09	AS	PFI	ZC	<b>GWHO-24A</b>	19210-PG6-305	
1600	87.09-92.02	EF7	PFI	ZC	<b>GWHO-26A</b>	19200-P01-003	
DELSOL	1500	92.11-94.12	EG1		D15B	<b>GWHO-32A</b>	19200-P08-004
	1600	92.11-94.12	EG2		B16A	<b>GWHO-56A</b>	19200-P30-003
DOMANI	1500	94.02-98.03	MA7	PFI	D15B	<b>GWHO-32A</b>	19200-P1G-E02
	1500	97.01-00.08	MB3	PFI	D15B	<b>GWHO-39A</b>	19200-P2A-003
	1600	97.01-00.08	MB4	PFI	D16A	<b>GWHO-39A</b>	19200-P2A-003
	1600	97.01-00.08	MB5	PFI	D16A	<b>GWHO-39A</b>	19200-P2A-003
	1600	92.10-95.09	MA4	PFI	ZC	<b>GWHO-26A</b>	19200-P01-003
	1600	92.10-95.09	MA4	PFI	ZC	<b>GWHO-32A</b>	19200-P08-003
	1600	95.09-98.03	MA4	PFI	ZC	<b>GWHO-39A</b>	19200-P2A-003
	1600	92.10-95.09	MA6	PFI	ZC	<b>GWHO-26A</b>	19200-P01-003
	1600	95.09-98.03	MA6	PFI	ZC	<b>GWHO-39A</b>	19200-P2A-003
	1800	95.09-98.03	MA5	PFI	B18B	<b>GWHO-40A</b>	19200-P75-003
1800	92.10-95.09	MA5	PFI	B18B	<b>GWHO-27A</b>	19200-PR4-013	
EDIX	1700	04.07-	BE1		D17A	<b>GWHO-48A</b>	19200-PLM-A01
	1700	04.07-	BE2		D17A	<b>GWHO-48A</b>	19200-PLM-A01
	2000	04.07-	BE3		K20A	<b>GWHO-52A</b>	19200-PNA-003
	2000	04.07-	BE4		K20A	<b>GWHO-52A</b>	19200-PNA-003
ELEMENT	2400	03.04-04.04	YH2	PFI	K24A	<b>GWHO-50A</b>	19200-RAA-A01
ELYSION	2400	04.05-	RR1		K24A	<b>GWHO-50A</b>	19200-RFE-003
	2400	04.05-	RR2		K24A	<b>GWHO-50A</b>	19200-RFE-003

# HONDA

CAR NAME	C.C.	YEAR	MODEL	REMARK	ENGINE	GMB NO.	OEM NO.
ELYSION	3000	04.05-	RR3		J30A		19200-PDV-J01
	3000	04.05-	RR4		J30A		19200-PDV-J01
FIT	1300	01.06-04.01	GD1	PFI	L13A	<b>GWHO-47A</b>	19200-PWA-003
	1300	01.06-04.01	GD2	PFI	L13A	<b>GWHO-47A</b>	19200-PWA-003
	1300	02.11-04.02	GD6	PFI	L13A	<b>GWHO-47A</b>	19200-PWA-003
	1300	02.11-04.02	GD7	PFI	L13A	<b>GWHO-47A</b>	19200-PWA-003
	1500	02.09-04.01	GD3	PFI	L15A	<b>GWHO-47A</b>	19200-PWA-003
	1500	02.09-04.01	GD4	PFI	L15A	<b>GWHO-47A</b>	19200-PWA-003
	1500	02.11-04.02	GD8	PFI	L15A	<b>GWHO-47A</b>	19200-PWA-003
HOBIO	660	03.04-04.02	HJ1	PFI	E07Z	<b>GWHO-45A</b>	19210-PFB-003
	660	03.04-04.02	HJ2	PFI	E07Z	<b>GWHO-45A</b>	19210-PFB-003
	660	03.04-04.02	HM3	PFI	E07Z	<b>GWHO-45A</b>	19210-PFB-003
	660	03.04-04.02	HM3	TBO	E07Z	<b>GWHO-45A</b>	19210-PFB-003
	660	03.04-04.02	HM4	PFI	E07Z	<b>GWHO-45A</b>	19210-PFB-003
	660	03.04-04.02	HM4	TBO	E07Z	<b>GWHO-45A</b>	19210-PFB-003
HR-V	1600	98.09-	GH1	PFI	D16A	<b>GWHO-39A</b>	19200-P2A-003
	1600	98.09-	GH2	PFI	D16A	<b>GWHO-39A</b>	19200-P2A-003
	1600	99.07-04.02	GH3	PFI	D16A	<b>GWHO-39A</b>	19200-P2A-003
	1600	99.07-04.02	GH4	PFI	D16A	<b>GWHO-39A</b>	19200-P2A-003
INSIGHT	1000	99.11-04.03	ZE1	PFI	ECAMF2		19210-PHM-010
LAGREAT	3500	99.06-04.01	RL1	PFI	J35A	<b>GWHO-57A</b>	19200-P8A-A02
LEGEND	2000	85.11-88.10	KA1	PFI	C20A	<b>GWHO-25A</b>	19200-P0G-A01
	2000	88.10-90.10	KA5	PFI	C20A	<b>GWHO-25A</b>	19200-P0G-A01
	2000	88.10-90.10	KA5	TBO	C20A	<b>GWHO-25A</b>	19200-P0G-A01
	2500	85.11-87.09	KA2	PFI	C25A	<b>GWHO-25A</b>	19200-P0G-A01
	2700	87.02-90.12	KA3	PFI	C27A	<b>GWHO-25A</b>	19200-P0G-A01
	2700	87.09-88.10	KA4	PFI	C27A	<b>GWHO-25A</b>	19200-P0G-A01
	2700	88.10-90.10	KA6	PFI	C27A	<b>GWHO-25A</b>	19200-P0G-A01
	3200	94.08-96.01	KA7	PFI	C32A		19200-P5G-004
	3200	90.10-96.01	KA7	PFI	C32A	<b>GWHO-35A</b>	19200-PY3-010
	3200	92.09-96.01	KA7	PFI	C32A	<b>GWHO-36A</b>	19200-PY3-A00
	3200	94.08-96.01	KA7	PFI	C32A		19200-PY3-J00
	3200	94.09-98.03	KA8	PFI	C32A		19200-P5G-004
	3200	91.01-98.03	KA8	PFI	C32A	<b>GWHO-35A</b>	19200-PY3-010
	3200	92.09-98.03	KA8	PFI	C32A	<b>GWHO-36A</b>	19200-PY3-A00
	3200	94.09-98.03	KA8	PFI	C32A		19200-PY3-J00
3500	96.01-04.02	KA9	PFI	C35A		19200-P5A-004	
3500	04.10-	KB1		J35A		19200-RDV-J01	
LIFE	660	97.05-98.10	JA4	PFI	E07A	<b>GWHO-41A</b>	19200-P36-000
	660	98.10-05.03	JB1	PFI	E07Z	<b>GWHO-45A</b>	19210-PFB-003
	660	98.10-05.03	JB2	PFI	E07Z	<b>GWHO-45A</b>	19210-PFB-003
	660	00.12-05.03	JB3	TBO	E07Z	<b>GWHO-45A</b>	19210-PFB-003
	660	00.12-05.03	JB4	TBO	E07Z	<b>GWHO-45A</b>	19210-PFB-003
	660	03.09-04.01	JB5	PFI	P07A	<b>GWHO-58A</b>	19210-RGA-000
	660	03.09-04.01	JB5	PFI	P07A	<b>GWHO-58A</b>	19210-RGA-010
	660	03.09-04.01	JB6	PFI	P07A	<b>GWHO-58A</b>	19210-RGA-000
	660	03.09-04.01	JB6	PFI	P07A	<b>GWHO-58A</b>	19210-RGA-010
	660	03.10-04.01	JB7	TBO	P07A	<b>GWHO-58A</b>	19210-RGA-000
	660	03.10-04.01	JB7	TBO	P07A	<b>GWHO-58A</b>	19210-RGA-010
	660	03.10-04.01	JB8	TBO	P07A	<b>GWHO-58A</b>	19210-RGA-000
LOGO	1300	98.11-01.06	GA3	PFI	D13B	<b>GWHO-39A</b>	19200-P2A-003
	1300	96.09-01.06	GA3	PFI	D13B	<b>GWHO-54A</b>	19200-P7A-003
	1300	98.11-01.06	GA5	PFI	D13B	<b>GWHO-54A</b>	19200-P7A-003

# HONDA

CAR NAME	C.C.	YEAR	MODEL	REMARK	ENGINE	GMB NO.	OEM NO.
MDX	3500	03.03-04.03	YD1	PFI	J35A	<b>GWHO-53A</b>	19200-RDM-A01
	3500	03.03-04.03	YD1	PFI	J35A		19200-RDM-A02
MOBILIO	1500	01.12-04.01	GB1	PFI	L15A	<b>GWHO-47A</b>	19200-PWA-003
	1500	01.12-04.01	GB2	PFI	L15A	<b>GWHO-47A</b>	19200-PWA-003
	1500	02.09-04.02	GK1	PFI	L15A	<b>GWHO-47A</b>	19200-PWA-003
	1500	02.09-04.02	GK2	PFI	L15A	<b>GWHO-47A</b>	19200-PWA-003
NSX	3000	90.08-99.09	NA1	PFI	C30A		19200-PR7-305
	3000	99.09-04.03	NA1	PFI	C30A		19200-PR7-A03
	3200	97.02-99.09	NA2	PFI	C32B		19200-PR7-305
	3200	99.09-	NA2	PFI	C32B		19200-PR7-A03
ODYSSEY	2200	94.09-97.09	RA1	PFI	F22B	<b>GWHO-28A</b>	19200-P0A-003
	2200	94.09-97.09	RA2	PFI	F22B	<b>GWHO-28A</b>	19200-P0A-003
	2300	97.07-99.12	RA3	PFI	F23A	<b>GWHO-28A</b>	19200-P0A-003
	2300	97.07-99.12	RA4	PFI	F23A	<b>GWHO-28A</b>	19200-P0A-003
	2300	99.12-03.10	RA6	PFI	F23A	<b>GWHO-28A</b>	19200-P0A-003
	2300	99.12-03.10	RA7	PFI	F23A	<b>GWHO-28A</b>	19200-P0A-003
	2400	03.10-04.01	RB1	PFI	K24A	<b>GWHO-50A</b>	19200-RFE-003
	2400	03.10-04.01	RB2	PFI	K24A	<b>GWHO-50A</b>	19200-RFE-003
	3000	97.10-00.01	RA5	PFI	J30A	<b>GWHO-57A</b>	19200-P8A-A02
	3000	00.01-03.10	RA8	PFI	J30A	<b>GWHO-57A</b>	19200-P8A-A02
3000	00.01-03.10	RA9	PFI	J30A	<b>GWHO-57A</b>	19200-P8A-A02	
ORTHIA	1800	96.02-99.06	EL1	PFI	B18B	<b>GWHO-40A</b>	19200-P75-003
	2000	96.02-02.01	EL2	PFI	B20B	<b>GWHO-40A</b>	19200-P75-003
	2000	96.02-02.01	EL3	PFI	B20B	<b>GWHO-40A</b>	19200-P75-003
PARTNER	1300	96.02-03.08	EY6	PFI	D13B	<b>GWHO-39A</b>	19200-P2A-003
	1500	96.02-04.02	EY7	PFI	D15B	<b>GWHO-39A</b>	19200-P2A-003
	1600	96.02-04.02	EY8	PFI	D16A	<b>GWHO-39A</b>	19200-P2A-003
	1600	97.02-99.05	EY9	PFI	D16A	<b>GWHO-39A</b>	19200-P2A-003
PASSPORT	3200	94.01-94.12	---		6VD1	<b>GWHO-38A</b>	8-97215975
PRELUDE	1800	78.09-82.10	SN		EK	<b>GWHO-16AP</b>	19110-689-325
	1800	78.09-82.10	SN		EK	<b>GWHO-10A</b>	19200-689-030
	1800	82.11-83.10	AB	GAS	ES		19210-PD2-515
	1800	83.10-87.04	AB	GAS	ES		19210-PD6-515
	2000	85.06-87.04	BA1	PFI	B20A	<b>GWHO-30A</b>	19210-PH3-305
	2000	87.04-91.09	BA4	GAS	B20A	<b>GWHO-30A</b>	19210-PH3-305
	2000	87.04-91.09	BA4	PFI	B20A	<b>GWHO-29A</b>	19210-PK2-305
	2000	87.04-91.09	BA5	GAS	B20A	<b>GWHO-30A</b>	19210-PH3-305
	2000	87.04-91.09	BA5	PFI	B20A	<b>GWHO-29A</b>	19210-PK2-305
	2100	90.10-91.09	BA7	PFI	B21A	<b>GWHO-29A</b>	19210-PK2-305
	2200	95.09-98.03	BA8	PFI	F22B		19200-P39-003
	2200	91.09-95.09	BA8	PFI	F22B		19200-PT2-013
	2200	95.09-98.03	BA9	PFI	F22B		19200-P39-003
	2200	91.09-95.09	BA9	PFI	F22B		19200-PT2-013
	2200	96.10-00.08	BB5	PFI	F22B	<b>GWHO-28A</b>	19200-P0A-003
	2200	96.10-00.08	BB5	PFI	F22B		19200-P39-003
	2200	96.10-00.08	BB7	PFI	F22B		19200-P39-003
	2200	91.09-98.03	BB1	PFI	H22A	<b>GWHO-33A</b>	19200-P13-003
	2200	91.09-98.03	BB4	PFI	H22A	<b>GWHO-33A</b>	19200-P13-003
2200	96.10-00.08	BB6	PFI	H22A	<b>GWHO-33A</b>	19200-P13-003	
2200	96.10-00.08	BB8	PFI	H22A	<b>GWHO-33A</b>	19200-P13-003	
QUINT INTERGRA	1500	96.02-00.08	EK3	PFI	D15B	<b>GWHO-39A</b>	19200-P2A-003
	1500	96.02-00.08	EK3	PFI	D15B	<b>GWHO-49A</b>	19200-P2J-005
	1500	86.10-89.05	DA2	GAS	EW	<b>GWHO-37A</b>	19200-PE0-515
	1600	89.04-93.05	DA6	PFI	B16A	<b>GWHO-56A</b>	19200-P30-003
	1600	89.04-93.07	DA8	PFI	B16A	<b>GWHO-56A</b>	19200-P30-003

# HONDA

CAR NAME	C.C.	YEAR	MODEL	REMARK	ENGINE	GMB NO.	OEM NO.
<b>QUINT INTERGRA</b>	1600	80.02-85.01	SU		EP	<b>GWHO-10A</b>	19200-PB2-000
	1600	85.02-89.05	AV	GAS	ZC	<b>GWHO-24A</b>	19210-PG6-305
	1600	85.02-89.05	AV	PFI	ZC	<b>GWHO-24A</b>	19210-PG6-305
	1600	85.11-89.05	DA1	GAS	ZC	<b>GWHO-24A</b>	19210-PG6-305
	1600	85.11-89.05	DA1	PFI	ZC	<b>GWHO-24A</b>	19210-PG6-305
	1600	91.10-93.05	DA5	GAS	ZC	<b>GWHO-26A</b>	19200-P01-003
	1600	89.04-93.05	DA5	PFI	ZC	<b>GWHO-26A</b>	19200-P01-003
	1600	89.04-93.07	DA7	GAS	ZC	<b>GWHO-26A</b>	19200-P01-003
	1600	89.04-93.07	DA7	PFI	ZC	<b>GWHO-26A</b>	19200-P01-003
	1600	93.07-95.09	DB6	GAS	ZC	<b>GWHO-26A</b>	19200-P01-003
	1600	93.07-95.09	DB6	PFI	ZC	<b>GWHO-26A</b>	19200-P01-003
	1600	95.09-00.09	DB6	PFI	ZC	<b>GWHO-39A</b>	19200-P2A-003
	1600	93.07-95.09	DB9	PFI	ZC	<b>GWHO-26A</b>	19200-P01-003
	1600	95.09-00.09	DB9	PFI	ZC	<b>GWHO-39A</b>	19200-P2A-003
	1600	93.05-95.09	DC1	GAS	ZC	<b>GWHO-26A</b>	19200-P01-003
	1600	93.05-95.09	DC1	PFI	ZC	<b>GWHO-26A</b>	19200-P01-003
	1600	95.09-00.09	DC1	PFI	ZC	<b>GWHO-39A</b>	19200-P2A-003
	1800	91.10-93.07	DB1	PFI	B18B	<b>GWHO-27A</b>	19200-PR4-013
	1800	93.07-95.09	DB7	PFI	B18B	<b>GWHO-27A</b>	19200-PR4-013
	1800	93.07-00.09	DB8	PFI	B18C	<b>GWHO-46A</b>	19200-P72-013
1800	93.05-00.09	DC2	PFI	B18C	<b>GWHO-46A</b>	19200-P72-013	
2000	01.07-04.03	DC5	PFI	K20A	<b>GWHO-52A</b>	19200-PNA-003	
2000	01.07-04.03	DC5	PFI	K20A	<b>GWHO-51A</b>	19200-PRB-A01	
<b>RAFAGA</b>	2000	93.10-98.03	CE4	PFI	G20A	<b>GWHO-44A</b>	19200-P1R-003
	2500	93.10-98.03	CE5	PFI	G25A	<b>GWHO-44A</b>	19200-P1R-003
<b>S2000</b>	2000	99.04-04.02	AP1	PFI	F20C		19210-PCX-003
<b>SABER</b>	2000	95.02-98.10	UA1	PFI	G20A	<b>GWHO-44A</b>	19200-P1R-003
	2500	95.02-98.10	UA2	PFI	G25A	<b>GWHO-44A</b>	19200-P1R-003
	2500	98.10-05.03	UA4	PFI	J25A	<b>GWHO-57A</b>	19200-P8A-A02
	3200	95.06-98.10	UA3	PFI	G32A		19200-P5G-004
	3200	98.10-05.03	UA5	PFI	J32A	<b>GWHO-57A</b>	19200-P8A-A02
<b>S-MX</b>	2000	96.11-02.01	RH1	PFI	B20B	<b>GWHO-40A</b>	19200-P75-003
	2000	96.11-02.01	RH2	PFI	B20B	<b>GWHO-40A</b>	19200-P75-003
<b>STEPWGN</b>	2000	96.04-01.04	RF1	PFI	B20B	<b>GWHO-40A</b>	19200-P75-003
	2000	96.04-01.04	RF2	PFI	B20B	<b>GWHO-40A</b>	19200-P75-003
	2000	01.04-04.02	RF3	PFI	K20A	<b>GWHO-52A</b>	19200-PNA-003
	2000	01.04-04.02	RF4	PFI	K20A	<b>GWHO-52A</b>	19200-PNA-003
	2000	03.06-04.02	RF5	PFI	K20A	<b>GWHO-52A</b>	19200-PNA-003
	2000	03.06-04.02	RF6	PFI	K20A	<b>GWHO-52A</b>	19200-PNA-003
	2000	05.05-	RG1		K20A		19200-RTA-003
	2000	05.05-	RG2		K20A		19200-RTA-003
	2400	03.06-04.02	RF7	PFI	K24A	<b>GWHO-52A</b>	19200-PNA-003
	2400	03.06-04.02	RF8	PFI	K24A	<b>GWHO-52A</b>	19200-PNA-003
	2400	05.05-	RG3		K24A		19200-RTA-003
	2400	05.05-	RG4		K24A		19200-RTA-003
<b>STREAM</b>	1700	00.10-04.01	RN1	PFI	D17A	<b>GWHO-48A</b>	19200-PLC-003
	1700	00.10-04.01	RN1	PFI	D17A	<b>GWHO-55A</b>	19200-PLE-005
	1700	00.10-04.01	RN2	PFI	D17A	<b>GWHO-48A</b>	19200-PLC-003
	1700	00.10-04.01	RN2	PFI	D17A	<b>GWHO-55A</b>	19200-PLE-005
	2000	00.10-04.01	RN3	PFI	K20A	<b>GWHO-52A</b>	19200-PNA-003
	2000	01.01-04.01	RN4	PFI	K20A	<b>GWHO-52A</b>	19200-PNA-003
	2000	03.12-04.01	RN5	PFI	K20B		19200-RAD-003
	2000	03.12-04.01	RN5	PFI	K20B	<b>GWHO-50A</b>	19200-RFE-003
<b>THAT'S</b>	660	02.02-04.02	JD1	PFI	E07Z	<b>GWHO-45A</b>	19210-PFB-003
	660	02.02-04.02	JD1	TBO	E07Z	<b>GWHO-45A</b>	19210-PFB-003
	660	02.02-04.02	JD2	PFI	E07Z	<b>GWHO-45A</b>	19210-PFB-003

# HONDA

CAR NAME	C.C.	YEAR	MODEL	REMARK	ENGINE	GMB NO.	OEM NO.
<b>THAT'S</b>	660	02.02-04.02	JD2	TBO	E07Z	<b>GWHO-45A</b>	19210-PFB-003
<b>TODAY</b>	550	88.03-90.03	JA1	GAS	E05A		19200-PN4-013
	550	88.03-89.01	JA1	PFI	E05A		19200-PN4-013
	550	88.03-90.03	JA1	PFI	E05A		19200-PP0-013
	550	88.02-90.03	JW2	GAS	E05A		19200-PN4-013
	550	88.02-89.01	JW2	PFI	E05A		19200-PN4-013
	550	88.02-90.03	JW2	PFI	E05A		19200-PP0-013
	550	85.09-88.01	JW1	GAS	EH	<b>GWHO-31A</b>	19210-PH9-305
	660	90.02-93.01	JA2	GAS	E07A	<b>GWHO-41A</b>	19200-P36-000
	660	90.02-93.01	JA2	PFI	E07A	<b>GWHO-41A</b>	19200-P36-000
	660	90.02-93.01	JA3	GAS	E07A	<b>GWHO-41A</b>	19200-P36-000
	660	90.02-93.01	JA3	PFI	E07A	<b>GWHO-41A</b>	19200-P36-000
	660	93.01-98.10	JA4	PFI	E07A	<b>GWHO-41A</b>	19200-P36-000
	660	93.01-98.10	JA5	PFI	E07A	<b>GWHO-41A</b>	19200-P36-000
	660	90.02-	JW3	GAS	E07A	<b>GWHO-41A</b>	19200-P36-000
660	90.02-91.09	JW3	PFI	E07A	<b>GWHO-41A</b>	19200-P36-000	
660	90.02-	JW4	GAS	E07A	<b>GWHO-41A</b>	19200-P36-000	
<b>TORNEO</b>	1800	97.08-02.10	CF3	PFI	F18B	<b>GWHO-28A</b>	19200-P0A-003
	2000	97.08-00.06	CF4	PFI	F20B	<b>GWHO-28A</b>	19200-P0A-003
	2000	97.08-02.10	CF4	PFI	F20B	<b>GWHO-33A</b>	19200-P13-003
	2000	97.08-02.10	CF5	PFI	F20B	<b>GWHO-28A</b>	19200-P0A-003
	2000	00.06-02.10	CL3	PFI	F20B	<b>GWHO-28A</b>	19200-P0A-003
	2200	00.06-02.10	CL1	PFI	H22A	<b>GWHO-33A</b>	19200-P13-003
<b>VAMOS</b>	660	03.04-04.02	HJ1	PFI	E07Z	<b>GWHO-45A</b>	19210-PFB-003
	660	03.04-04.02	HJ2	PFI	E07Z	<b>GWHO-45A</b>	19210-PFB-003
	660	99.05-04.02	HM1	PFI	E07Z	<b>GWHO-45A</b>	19210-PFB-003
	660	00.02-04.02	HM1	TBO	E07Z	<b>GWHO-45A</b>	19210-PFB-003
	660	99.05-04.02	HM2	PFI	E07Z	<b>GWHO-45A</b>	19210-PFB-003
	660	00.02-04.02	HM2	TBO	E07Z	<b>GWHO-45A</b>	19210-PFB-003
	660	03.04-04.02	HM3	PFI	E07Z	<b>GWHO-45A</b>	19210-PFB-003
	660	03.04-04.02	HM3	TBO	E07Z	<b>GWHO-45A</b>	19210-PFB-003
	660	03.04-04.02	HM4	PFI	E07Z	<b>GWHO-45A</b>	19210-PFB-003
660	03.04-04.02	HM4	TBO	E07Z	<b>GWHO-45A</b>	19210-PFB-003	
<b>VIGOR</b>	1800	85.06-89.10	CA1	GAS	A18A	<b>GWHO-23A</b>	19210-PH1-515
	1800	85.06-89.10	CA2	GAS	B18A	<b>GWHO-30A</b>	19210-PH3-305
	1800	81.09-84.05	SZ		EK	<b>GWHO-08A</b>	19200-PC1-000
	1800	82.11-86.04	AD		ES	<b>GWHO-21A</b>	19200-PD2-000
	2000	87.05-89.10	CA5	GAS	A20A	<b>GWHO-23A</b>	19210-PH1-515
	2000	85.06-89.10	CA3	PFI	B20A	<b>GWHO-30A</b>	19210-PH3-305
	2000	89.10-95.02	CB5	PFI	G20A	<b>GWHO-44A</b>	19200-P1R-003
	2000	92.01-95.02	CC3	PFI	G20A	<b>GWHO-44A</b>	19200-P1R-003
	2500	92.01-95.02	CC2	PFI	G25A	<b>GWHO-44A</b>	19200-P1R-003
<b>Z</b>	660	98.10-02.01	PA1	PFI	E07Z	<b>GWHO-45A</b>	19210-PFB-003
	660	98.10-02.01	PA1	TBO	E07Z	<b>GWHO-45A</b>	19210-PFB-003

## ADDITIONAL ITEMS

**GWHO-01AP (19110-634-315) = GWHO-13AP**  
**GWHO-02A (19200-673-000) = GWHO-14AP**  
**GWHO-03A (19200-634-670) = GWHO-13AP**  
**GWHO-04A (19200-657-010) = GWHO-15AP**  
**GWHO-05A (19200-671-010) = GWHO-12AP**  
**GWHO-06A (19200-689-000) = GWHO-16AP**



# **INTERNATIONAL HARVESTER**

## ***CAR NAME***

<b>C900</b>
<b>CM110</b>
<b>CM80</b>
<b>CSCOUT II</b>
<b>D900</b>
<b>PICKUP &amp; TRAVELLER</b>
<b>SCOUT</b>
<b>SCOUT 80</b>
<b>SCOUT II</b>
<b>TERRA &amp;</b>
<b>TERRA &amp;</b>
<b>TRAVELLER</b>

# INTERNATIONAL HARVESTER

CAR NAME	YEAR	MODEL / ENGINE / REMARK	GMB NO.	OEM NO.
<b>INTERNATIONAL HARVESTER</b>				
<b>SCOUT TERRA &amp;</b>	71-80	196 W/O FAN CLUTCH 4CYL	<b>GWIH-01A</b>	861236R92
<b>SCOUT80,CM80 CM110,C900,D900</b>	61-77	152 W/AUTO FAN 4CYL	<b>GWIH-01A</b>	861236R92
<b>CSCOUT</b>	61-77	196 W/AUTO FAN 4CYL	<b>GWIH-01A</b>	861236R92
<b>SCOUT,TERRA TRAVELLER</b>	71-80	V304,V345,V392 W/O FAN CLUTCH 8CYL	<b>GWIH-01A</b>	463365C91
<b>PICKUP &amp; TRAVELLER</b>	59-75	V266,V304,V345,V392 W/O FAN CLUTCH	<b>GWIH-01A</b>	463365C91
	73-74	1/2 TON PICKUP & TRAVELLALL EXC CALIF 400 8CYL	<b>GWAM-04A</b>	445306C91
	59-68	B,BC,BCF W/266,304,345 8CYL	<b>GWIH-01A</b>	270918C92

# **ISUZU**

## ***CAR NAME***

<b>117 COUPE</b>
<b>ASKA</b>
<b>BELLET</b>
<b>BIG HORN</b>
<b>ELF</b>
<b>FARGO</b>
<b>FLORIAN</b>
<b>FORWARDO</b>
<b>GEMINI</b>
<b>HIPACVAN</b>
<b>JORNEY</b>
<b>MU</b>
<b>COMO</b>
<b>FASTER</b>
<b>FIRRY</b>
<b>PA NERO</b>
<b>PIAZZA</b>
<b>RODEO</b>
<b>UNICAB</b>
<b>VehiCROSS</b>
<b>WIZARD</b>

# ISUZU

CAR NAME	C.C.	YEAR	MODEL	REMARK	ENGINE	GMB NO.	OEM NO.
117COUPE	1800	70.01-75.12	PA95		G180	GWIS-14A	9-13617-637-1
	1800	70.01-78.12	PA95		G180W		5-13610-010-0
	1800	78.01-81.05	PA95		G180W	GWIS-14A	5-13610-105-0
	1800	76.01-81.05	PA95		G180Z	GWIS-01A	8-94202-477-1
	2000	79.12-81.05	PAD96	DIE	C223	GWIS-20A	8-94376-837-0
	2000	79.01-81.05	PA96		G200W	GWIS-14A	5-13610-105-0
	2000	79.01-81.05	PA96		G200 Z	GWIS-01A	8-94202-477-1
ASKA	1800	83.04-90.05	JJ110	GAS	4ZB1		8-94376849
	1800	83.03-90.06	JJD69		4ZB1		8-94251277
	1800	97.09-02.03	CJ2	PFI	F18B	GWHO-28A	5-86007713
	2000	83.04-85.07	JJ510	DIE	4FC1		8-94154957
	2000	85.07-90.05	JJ510	DIE	4FC1		8-94376869
	2000	85.07-90.05	JJ510	DIE	4FC1		8-94459837
	2000	83.08-85.07	JJ510	DTB	4FC1		8-94154957
	2000	85.07-90.05	JJ510	DTB	4FC1T		8-94376869
	2000	85.07-90.05	JJ510	DTB	4FC1T		8-94459837
	2000	83.04-90.05	JJ120	GAS	4ZC1		8-94376849
	2000	83.03-90.06	JJD69		4ZC1		8-94251277
	2000	83.04-85.07	JJ120	GAS	4ZC1E		8-94376849
	2000	83.04-90.05	JJ120	TBO	4ZC1T		8-94376849
	2000	94.03-02.03	CJ1	PFI	F20B	GWHO-28A	5-86007713
2000	97.09-02.03	CJ3	PFI	F20B	GWHO-28A	5-86007713	
BELLET	1300	69.01-71.12	PR10		G130	GWIS-13A	9-13610-319-2
	1300	69.01-71.12	PR30		G130	GWIS-13A	9-13610-319-2
	1500	69.01-71.12	PR20		G150	GWIS-13A	9-13610-319-2
	1500	69.01-71.12	PR40		G150	GWIS-13A	9-13610-319-2
	1600	69.01-74.12	PR50		G161	GWIS-13A	9-13610-319-2
	1600	70.01-74.12	PR91		G161	GWIS-14A	9-13617-637-1
	1600	70.01-74.12	PR50		G161OHC	GWIS-14A	9-13617-637-1
	1800	70.01-74.12	PR60		G180	GWIS-14A	9-13617-637-1
1800	70.01-74.12	PR95		G180	GWIS-14A	9-13617-637-1	
BIG HORN	2000	87.01-87.09	UBS12CK	GAS	4ZC1	GWIS-29A	8-97084505
	2000	87.01-87.09	UBS12FK	GAS	4ZC1	GWIS-29A	8-97084505
	2000	84.01-87.01	UBS13CK	GAS	G200	GWIS-01A	8-94224894
	2000	84.01-87.01	UBS13FK	GAS	G200	GWIS-01A	8-94224894
	2200	81.09-88.11	UBS52CK	DIE	C223	GWIS-20A	8-94376837
	2200	81.09-84.01	UBS52CS	DIE	C223	GWIS-20A	8-94376837
	2200	81.09-88.11	UBS52FK	DIE	C223	GWIS-20A	8-94376837
	2200	84.01-88.11	UBS52CK	DTB	C223T	GWIS-20A	8-94376837
	2200	84.01-88.11	UBS52CS	DTB	C223T	GWIS-20A	8-94376837
	2200	84.01-88.11	UBS52CW	DTB	C223T	GWIS-20A	8-94376859
	2200	84.01-88.11	UBS52FK	DTB	C223T	GWIS-20A	8-94376859
	2200	84.01-88.11	UBS52FW	DTB	C223T	GWIS-20A	8-94376859
	2600	88.11-89.11	UBS17CW	EGI	4ZE1	GWIS-31A	8-97081623
	2600	88.11-91.12	UBS17FW	EGI	4ZE1	GWIS-31A	8-97081623
	2800	87.10-91.12	UBS55CK	DTB	4JB1T	GWIS-45A	8-97105012
	2800	88.11-91.12	UBS55CM	DTB	4JB1T	GWIS-45A	8-97105012
	2800	88.11-91.12	UBS55CW	DTB	4JB1T	GWIS-45A	8-97105012
	2800	87.10-91.12	UBS55FK	DTB	4JB1T	GWIS-45A	8-97105012
	2800	88.11-91.12	UBS55FM	DTB	4JB1T	GWIS-45A	8-97105012
	2800	88.11-91.12	UBS55FW	DTB	4JB1T	GWIS-45A	8-97105012
	2800	90.04-91.12	UBS55FWR	DTB	4JB1T	GWIS-45A	8-97105012
	3000	98.02-	UBS73DW	DTB	4JX1		8-97180326
	3000	98.02-	UBS73GW	DTB	4JX1		8-97180326
	3100	91.12-98.03	UBS69DW	DTB	4JG2	GWIS-45A	8-97105012
	3100	91.12-98.03	UBS69GW	DTB	4JG2	GWIS-45A	8-97105012
	3200	91.12-98.03	UBS25DW	EGI	6VD1	GWIS-34A	8-97125975
	3200	91.12-98.03	UBS25GW	EGI	6VD1	GWIS-34A	8-97125975
3500	98.02-	UBS26DW	EGI	6VE1	GWIS-44A	8-97167554	
3500	98.02-	UBS26GW	EGI	6VE1	GWIS-44A	8-97167554	

# ISUZU

CAR NAME	C.C.	YEAR	MODEL	REMARK	ENGINE	GMB NO.	OEM NO.
ELF	2800	80.10-84.07	KT24	DIE	4BA1	GWIS-37A	5-13610-184-0
	2800	80.02-80.10	KT24	DIE	4BA1	GWIS-16A	5-13610-187-0
	2800	84.07-85.11	NKR56EEG	DIE	4BA1	GWIS-35A	8-97021171
	2800	84.07-85.11	NKR56EPN	DIE	4BA1	GWIS-35A	8-97021171
	2800	73.01-79.03	TLD24	DIE	4BA1	GWIS-17A	5-13610-041-3
	2800	79.03-80.10	TLD24	DIE	4BA1	GWIS-16A	5-13610-150-1
	2800	80.10-84.07	TLD24	DIE	4BA1	GWIS-37A	5-13610-184-0
	2800	73.01-79.03	TLD34	DIE	4BA1	GWIS-17A	5-13610-041-3
	2800	79.03-80.10	TLD34	DIE	4BA1	GWIS-16A	5-13610-150-1
	2800	80.10-84.07	TLD34	DIE	4BA1	GWIS-37A	5-13610-184-0
	2800	73.01-79.03	TLD44	DIE	4BA1	GWIS-17A	5-13610-041-3
	2800	79.03-80.10	TLD44	DIE	4BA1	GWIS-16A	5-13610-150-1
	2800	80.10-84.07	TLD44	DIE	4BA1	GWIS-37A	5-13610-184-0
	2800	73.01-79.03	TLD54	DIE	4BA1	GWIS-17A	5-13610-041-3
	2800	79.03-80.10	TLD54	DIE	4BA1	GWIS-16A	5-13610-150-1
	2800	80.10-84.07	TLD54	DIE	4BA1	GWIS-37A	5-13610-184-0
	2800	73.01-79.03	TLD64	DIE	4BA1	GWIS-17A	5-13610-041-3
	2800	79.03-80.10	TLD64	DIE	4BA1	GWIS-16A	5-13610-150-1
	2800	80.10-84.07	TLD64	DIE	4BA1	GWIS-37A	5-13610-184-0
	2800	90.04-93.06	NHR55CA	DIE	4JB1	GWIS-45A	8-97105012
	2800	84.07-93.06	NHR55C	DIE	4JB1	GWIS-45A	8-97105012
	2800	84.07-93.06	NHR55CVN	DIE	4JB1	GWIS-45A	8-97105012
	2800	90.06-93.06	NHR55EA	DIE	4JB1	GWIS-45A	8-97105012
	2800	84.07-93.06	NHR55E	DIE	4JB1	GWIS-45A	8-97105012
	2800	84.07-93.06	NHR55EVN	DIE	4JB1	GWIS-45A	8-97105012
	2800	91.08-93.07	NHS55EA	DIE	4JB1	GWIS-45A	8-97105012
	2800	84.07-90.05	NKR55CE	DIE	4JB1	GWIS-45A	8-97105012
	2800	90.05-93.06	NKR55EA	DIE	4JB1	GWIS-45A	8-97105012
	2800	84.07-93.06	NKR55E	DIE	4JB1	GWIS-45A	8-97105012
	2800	84.07-85.11	NKR55EVN	DIE	4JB1	GWIS-45A	8-97105012
	2800	85.11-89.07	NKR55L	DIE	4JB1	GWIS-45A	8-97105012
	2800	84.07-85.11	NKR55LN	DIE	4JB1	GWIS-45A	8-97105012
	2800	84.07-93.06	NKR55LR	DIE	4JB1	GWIS-45A	8-97105012
	2800	85.03-93.12	WHR55EX	DIE	4JB1	GWIS-45A	8-97105012
	2800	85.03-93.12	WHR55EXH	DIE	4JB1	GWIS-45A	8-97105012
	2800	85.03-93.12	WKR55EXH	DIE	4JB1	GWIS-45A	8-97105012
	3100	93.06-03.08	NHR69CA	DIE	4JG2	GWIS-45A	8-97105012
	3100	93.06-03.08	NHR69C	DIE	4JG2	GWIS-45A	8-97105012
	3100	95.04-03.08	NHR69CV	DIE	4JG2	GWIS-45A	8-97105012
	3100	93.06-95.04	NHR69CVN	DIE	4JG2	GWIS-45A	8-97105012
	3100	04.06-	NHR69	DIE	4JG2	GWIS-45A	8-97105012
	3100	93.06-	NHR69EA	DIE	4JG2	GWIS-45A	8-97105012
	3100	98.01-	NHR69EA	LPG	4JG2	GWIS-45A	8-97105012
	3100	93.06-	NHR69EAV	DIE	4JG2	GWIS-45A	8-97105012
	3100	98.01-	NHR69EAV	LPG	4JG2	GWIS-45A	8-97105012
	3100	93.06-95.04	NHR69EAVN	DIE	4JG2	GWIS-45A	8-97105012
	3100	93.06-	NHR69E	DIE	4JG2	GWIS-45A	8-97105012
	3100	95.04-	NHR69EV	DIE	4JG2	GWIS-45A	8-97105012
	3100	93.06-95.04	NHR69EVN	DIE	4JG2	GWIS-45A	8-97105012
	3100	04.06-	NHR69N	DIE	4JG2	GWIS-45A	8-97105012
3100	04.06-	NHR69N	LPG	4JG2	GWIS-45A	8-97105012	
3100	04.10-	NHS69A	DIE	4JG2	GWIS-45A	8-97105012	
3100	04.10-	NHS69AN	DIE	4JG2	GWIS-45A	8-97105012	
3100	04.12-	NHS69AN	LPG	4JG2	GWIS-45A	8-97105012	
3100	93.07-	NHS69EA	DIE	4JG2	GWIS-45A	8-97105012	
3100	93.07-	NHS69EAV	DIE	4JG2	GWIS-45A	8-97105012	
3100	93.07-95.04	NHS69EAVN	DIE	4JG2	GWIS-45A	8-97105012	
3100	95.03-	NKR69CAE	DIE	4JG2	GWIS-45A	8-97105012	
3100	93.05-	NKR69EA	DIE	4JG2	GWIS-45A	8-97105012	
3100	93.05-	NKR69EAV	DIE	4JG2	GWIS-45A	8-97105012	
3100	93.05-95.02	NKR69EAVN	DIE	4JG2	GWIS-45A	8-97105012	
3100	95.03-97.04	NKR69LAR	DIE	4JG2	GWIS-45A	8-97105012	
3100	96.11-	VHR69K	DIE	4JG2	GWIS-45A	8-97105012	

# ISUZU

CAR NAME	C.C.	YEAR	MODEL	REMARK	ENGINE	GMB NO.	OEM NO.
ELF	3300	81.07-84.07	TLD46	DIE	4BC2		5-13610-199-0
	3300	81.07-84.07	TLD56	DIE	4BC2		5-13610-199-0
	3300	81.07-84.07	TLD66	DIE	4BC2		5-13610-199-0
	3300	81.07-84.07	TLD76	DIE	4BC2		5-13610-199-0
	3600	73.01-78.12	KS11	DIE	4BB1	GWIS-17A	5-13610-027-1
	3600	79.01-80.01	KS11	DIE	4BB1		5-13610-151-0
	3600	73.01-78.12	KS21	DIE	4BB1	GWIS-17A	5-13610-027-1
	3600	79.01-80.01	KS21	DIE	4BB1		5-13610-151-0
	3600	73.01-78.12	KS31	DIE	4BB1	GWIS-17A	5-13610-027-1
	3600	79.01-80.01	KS31	DIE	4BB1		5-13610-151-0
	3600	79.01-80.01	KS41	DIE	4BB1		5-13610-151-0
	3600	86.02-93.06	NKR58E2N	DIE	4BE1	GWIS-35A	8-97021171
	3600	90.05-95.04	NKR58EA	DIE	4BE1	GWIS-35A	8-97021171
	3600	93.05-95.02	NKR58EAV	DIE	4BE1	GWIS-35A	8-97021171
	3600	93.05-95.03	NKR58EAVN	DIE	4BE1	GWIS-35A	8-97021171
	3600	86.02-93.06	NKR58ED	DIE	4BE1	GWIS-35A	8-97021171
	3600	86.02-93.06	NKR58E	DIE	4BE1	GWIS-35A	8-97021171
	3600	88.07-93.06	NKR58EN	DIE	4BE1	GWIS-35A	8-97021171
	3600	93.05-95.03	NKR58LAR	DIE	4BE1	GWIS-35A	8-97021171
	3600	86.02-93.06	NKR58LR	DIE	4BE1	GWIS-35A	8-97021171
	3600	86.01-90.05	NKR58LVN	DIE	4BE1	GWIS-35A	8-94372119
	3600	88.07-90.05	NKR58LZN	DIE	4BE1	GWIS-35A	8-94372119
	3600	87.09-93.11	NKS58GDR	DIE	4BE1	GWIS-35A	8-97021171
	3600	88.08-90.05	NKS58GN	DIE	4BE1	GWIS-35A	8-97021171
	3600	87.09-93.11	NKS58GR	DIE	4BE1	GWIS-35A	8-97021171
	3600	87.02-93.06	NPR58GR	DIE	4BE1	GWIS-35A	8-97021171
	3600	87.02-90.05	NPR58GR	DIE	4BE1		8-97030983
	3600	88.07-93.06	NPR58GVN	DIE	4BE1	GWIS-35A	8-97021171
	3600	88.07-90.05	NPR58GVN	DIE	4BE1		8-97030983
	3600	88.07-90.05	NPR58LN	DIE	4BE1	GWIS-35A	8-97021171
	3600	88.07-90.05	NPR58LN	DIE	4BE1		8-97030983
	3600	87.02-93.06	NPR58LR	DIE	4BE1	GWIS-35A	8-97021171
	3600	87.02-90.05	NPR58LR	DIE	4BE1		8-97030983
	3600	88.07-93.06	NPR58LVN	DIE	4BE1	GWIS-35A	8-97021171
	3600	88.07-90.05	NPR58LVN	DIE	4BE1		8-97030983
	3600	88.07-93.06	NPR58LZN	DIE	4BE1	GWIS-35A	8-97021171
	3600	88.07-90.05	NPR58LZN	DIE	4BE1		8-97030983
	3600	87.02-93.06	NPR58PR	DIE	4BE1	GWIS-35A	8-97021171
	3600	87.02-90.05	NPR58PR	DIE	4BE1		8-97030983
	3600	88.07-93.05	NPS58GR	DIE	4BE1	GWIS-35A	8-94372119
	3600	88.07-93.05	NPS58LR	DIE	4BE1	GWIS-35A	8-94372119
	3600	90.05-93.05	NPS58LVN	DIE	4BE1	GWIS-35A	8-94372119
	3600	89.07-90.05	NKR63ED	DIE	4BE2		8-97014078
	3600	89.07-93.06	NKR63ED	DIE	4BE2		8-97022859
	3600	93.05-95.04	NKR63ED	DIE	4BE2		8-97184867
	3600	89.07-90.05	NKR63E	DIE	4BE2		8-97014078
	3600	89.07-93.06	NKR63E	DIE	4BE2		8-97022859
	3600	93.05-95.02	NKR63E	DIE	4BE2		8-97184867
	3600	90.05-93.06	NKR63LR	DIE	4BE2		8-97022859
	3600	93.05-95.02	NKR63LR	DIE	4BE2		8-97184867
3900	80.01-84.05	KS12	DIE	4BD1		5-13610-171-2	
3900	80.01-84.05	KS22	DIE	4BD1		5-13610-171-2	
3900	80.01-84.05	KS32	DIE	4BD1		5-13610-171-2	
3900	80.01-84.05	KS42	DIE	4BD1		5-13610-171-2	
3900	84.07-90.05	NPR59GDR	DIE	4BD1	GWIS-35A	8-97021171	
3900	86.02-90.05	NPR59GDR	DIE	4BD1		8-97030983	
3900	84.07-86.02	NPR59GR	DIE	4BD1	GWIS-35A	8-97021171	
3900	84.07-86.02	NPR59LQR	DIE	4BD1	GWIS-35A	8-97021171	
3900	84.07-90.05	NPR59LR	DIE	4BD1	GWIS-35A	8-97021171	
3900	86.02-90.05	NPR59LR	DIE	4BD1		8-97030983	
3900	86.03-90.05	NPR59LYR	DIE	4BD1	GWIS-35A	8-97021171	
3900	86.03-90.05	NPR59LYR	DIE	4BD1		8-97030983	
3900	84.07-86.02	NPR59LZN	DIE	4BD1	GWIS-35A	8-97021171	

# ISUZU

CAR NAME	C.C.	YEAR	MODEL	REMARK	ENGINE	GMB NO.	OEM NO.
ELF	4300	93.05-	NKR66GAV	DIE	4HF1		8-97333361
	4300	93.05-95.02	NKR66GAVN	DIE	4HF1		8-97333361
	4300	93.05-99.04	NKR66GN	DIE	4HF1		8-97333361
	4300	93.05-	NKR66LAR	DIE	4HF1		8-97333361
	4300	98.07-02.03	NKR66LAV	CNG	4HF1		8-97333361
	4300	93.05-	NKR66LAV	DIE	4HF1		8-97333361
	4300	93.05-95.02	NKR66LAVN	DIE	4HF1		8-97333361
	4300	90.05-	NKR66LR	DIE	4HF1		8-97333361
	4300	98.07-02.03	NKR66LV	CNG	4HF1		8-97333361
	4300	99.04-	NKR66LV	DIE	4HF1		8-97333361
	4300	90.05-95.02	NKR66LVN	DIE	4HF1		8-97333361
	4300	04.05-05.04	NKR81AN	CNG	4HF1		8-97333361
	4300	02.04-	NKR81E3N	CNG	4HF1		8-97333361
	4300	02.04-	NKR81EAV	CNG	4HF1		8-97333361
	4300	02.04-	NKR81E	CNG	4HF1		8-97333361
	4300	02.04-	NKR81EP	CNG	4HF1		8-97333361
	4300	02.04-	NKR81LAV	CNG	4HF1		8-97333361
	4300	02.04-	NKR81LV	CNG	4HF1		8-97333361
	4300	04.05-05.04	NKR81N	CNG	4HF1		8-97333361
	4300	95.04-99.04	NKS66GA	DIE	4HF1		8-97333361
	4300	97.04-99.04	NKS66GAR	DIE	4HF1		8-97333361
	4300	95.04-99.04	NKS66GAV	DIE	4HF1		8-97333361
	4300	93.11-95.04	NKS66GDR	DIE	4HF1		8-97333361
	4300	93.11-99.04	NKS66GR	DIE	4HF1		8-97333361
	4300	93.05-99.04	NKS66L	DIE	4HF1		8-97333361
	4300	90.05-95.03	NPR66GDR	DIE	4HF1		8-97333361
	4300	90.05-97.04	NPR66GR	DIE	4HF1		8-97333361
	4300	90.05-93.06	NPR66GVN	DIE	4HF1		8-97333361
	4300	90.05-	NPR66LR	DIE	4HF1		8-97333361
	4300	95.03-	NPR66LV	DIE	4HF1		8-97333361
	4300	90.05-95.03	NPR66LVN	DIE	4HF1		8-97333361
	4300	90.05-93.06	NPR66LYR	DIE	4HF1		8-97333361
	4300	90.05-97.04	NPR66PR	DIE	4HF1		8-97333361
	4300	93.05-95.03	NPR66PVN	DIE	4HF1		8-97333361
	4300	90.05-93.06	NPR66PYR	DIE	4HF1		8-97333361
	4300	02.04-	NPR72LR	CNG	4HF1		8-97333361
	4300	02.04-	NPR72LV	CNG	4HF1		8-97333361
	4300	02.04-	NPR72PV	CNG	4HF1		8-97333361
	4300	04.07-05.04	NPR81AN	CNG	4HF1		8-97333361
	4300	04.07-05.04	NPR81N	CNG	4HF1		8-97333361
	4300	93.12-95.02	NPS66GN	DIE	4HF1		8-97333361
	4300	93.12-95.02	NPS66LN	DIE	4HF1		8-97333361
	4300	96.11-	VKR66K	DIE	4HF1		8-97333361
	4300	97.04-	NKR66EA	DIE	4HF1N		8-97333361
	4300	99.04-	NKR66EAV	DIE	4HF1N		8-97333361
	4300	99.04-	NKR66ED	DIE	4HF1N		8-97333361
	4300	99.04-	NKR66E	DIE	4HF1N		8-97333361
	4300	99.04-	NKR66LR	DIE	4HF1N		8-97333361
	4600	99.04-	NKR71GAV	DIE	4GF1		8-97333361
	4600	99.04-	NKR71LAV	DIE	4GF1		8-97333361
	4600	99.04-	NKR71LV	DIE	4GF1		8-97333361
	4600	99.04-	NKR71E3N	DIE	4HG1		8-97333361
	4600	95.03-	NKR71EA	DIE	4HG1		8-97333361
	4600	99.04-	NKR71EAV	DIE	4HG1		8-97333361
4600	95.03-	NKR71ED	DIE	4HG1		8-97333361	
4600	99.04-	NKR71E	DIE	4HG1		8-97333361	
4600	95.03-	NKR71EDN	DIE	4HG1		8-97333361	
4600	97.04-	NKR71EN	DIE	4HG1		8-97333361	
4600	99.04-	NKR71EP	DIE	4HG1		8-97333361	
4600	00.09-02.03	NKR71EP	LPG	4HG1		8-97333361	
4600	95.03-	NKR71ER	DIE	4HG1		8-97333361	
4600	00.09-02.03	NKR71ER	LPG	4HG1		8-97333361	
4600	97.04-	NKR71GAV	DIE	4HG1		8-97333361	

# ISUZU

CAR NAME	C.C.	YEAR	MODEL	REMARK	ENGINE	GMB NO.	OEM NO.
	4800	04.05-	NKR81A	DIE	4HL1		8-97333361
	4800	05.02-	NKR81AN	DIE	4HL1		1-83541150
	4800	04.05-	NKR81AN	DIE	4HL1		8-97333361
	4800	04.05-	NKR81AR	DIE	4HL1		8-97333361
	4800	02.05-	NKR81E3N	DIE	4HL1		8-97333361
	4800	02.05-	NKR81EA	DIE	4HL1		8-97333361
	4800	02.05-	NKR81EAV	DIE	4HL1		8-97333361
	4800	02.05-	NKR81ED	DIE	4HL1		8-97333361
	4800	02.05-	NKR81E	DIE	4HL1		8-97333361
	4800	02.05-	NKR81EN	DIE	4HL1		8-97333361
	4800	02.05-	NKR81EP	DIE	4HL1		8-97333361
	4800	02.05-	NKR81GAV	DIE	4HL1		8-97333361
	4800	02.05-	NKR81GN	DIE	4HL1		8-97333361
	4800	02.05-	NKR81LAR	DIE	4HL1		8-97333361
	4800	02.05-	NKR81LAV	DIE	4HL1		8-97333361
	4800	02.05-	NKR81LN	DIE	4HL1		8-97333361
	4800	02.05-	NKR81LR	DIE	4HL1		8-97333361
	4800	02.05-	NKR81LV	DIE	4HL1		8-97333361
	4800	04.05-	NKR81N	DIE	4HL1		8-97333361
	4800	04.05-	NKR81R	DIE	4HL1		8-97333361
	4800	04.05-	NKS81A	DIE	4HL1		8-97333361
	4800	04.05-	NKS81AN	DIE	4HL1		8-97333361
	4800	04.05-	NKS81AR	DIE	4HL1		8-97333361
	4800	02.06-	NKS81EAD	DIE	4HL1		8-97333361
	4800	02.06-	NKS81EA	DIE	4HL1		8-97333361
	4800	02.06-	NKS81EAV	DIE	4HL1		8-97333361
	4800	02.06-	NKS81GAR	DIE	4HL1		8-97333361
	4800	02.06-	NKS81GAV	DIE	4HL1		8-97333361
	4800	02.06-	NKS81GDR	DIE	4HL1		8-97333361
	4800	02.06-	NKS81GR	DIE	4HL1		8-97333361
	4800	02.06-	NKS81LAR	DIE	4HL1		8-97333361
	4800	02.06-	NKS81LAV	DIE	4HL1		8-97333361
	4800	02.06-	NKS81LN	DIE	4HL1		8-97333361
	4800	04.05-	NKS81N	DIE	4HL1		8-97333361
	4800	05.02-	NPR81AN	DIE	4HL1		1-83541150
	4800	04.06-	NPR81AN	DIE	4HL1		8-97333361
	4800	04.06-	NPR81AR	DIE	4HL1		8-97333361
	4800	04.06-	NPR81DR	DTB	4HL1		8-97333361
	4800	02.05-	NPR81GR	DIE	4HL1		8-97333361
	4800	02.05-	NPR81GV	DIE	4HL1		8-97333361
	4800	02.05-	NPR81LAR	DIE	4HL1		8-97333361
	4800	02.05-	NPR81LAV	DIE	4HL1		8-97333361
	4800	02.05-	NPR81LR	DIE	4HL1		8-97333361
	4800	02.05-	NPR81LV	DIE	4HL1		8-97333361
	4800	02.05-	NPR81LZ	DIE	4HL1		8-97333361
	4800	04.06-	NPR81N	DTB	4HL1		8-97333361
	4800	02.05-	NPR81PAR	DIE	4HL1		8-97333361
	4800	02.05-	NPR81PAV	DIE	4HL1		8-97333361
	4800	02.05-	NPR81PR	DIE	4HL1		8-97333361
	4800	02.05-	NPR81PV	DIE	4HL1		8-97333361
	4800	04.06-	NPR81R	DTB	4HL1		8-97333361
	4800	04.06-	NPS81AN	DIE	4HL1		8-97333361
	4800	04.06-	NPS81AR	DIE	4HL1		8-97333361
	4800	04.06-	NPS81N	DIE	4HL1		8-97333361
	4800	02.05-	NKR81E3N	DIE	4HL1N		8-97333361
	4800	02.05-	NKR81EA	DIE	4HL1N		8-97333361
	4800	02.05-	NKR81EAV	DIE	4HL1N		8-97333361
	4800	02.05-	NKR81ED	DIE	4HL1N		8-97333361
	4800	02.05-	NKR81EP	DIE	4HL1N		8-97333361
	4800	02.05-	NKR81GAV	DIE	4HL1N		8-97333361
	4800	02.05-	NKR81LAR	DIE	4HL1N		8-97333361
	4800	02.05-	NKR81LAV	DIE	4HL1N		8-97333361
	4800	02.05-	NKR81LV	DIE	4HL1N		8-97333361

ELF



# ISUZU

CAR NAME	C.C.	YEAR	MODEL	REMARK	ENGINE	GMB NO.	OEM NO.
FARGO	1800	81.01-82.07	WFR50DV	DIE	4FB1	GWIS-19A	8-97010200
	1800	82.03-85.12	WFR11DV	GAS	4ZB1	GWIS-26A	8-94376848
	1800	81.08-85.12	WFR11FV	GAS	4ZB1	GWIS-26A	8-94376848
	2000	82.03-83.11	WFR51DV	DIE	4FC1	GWIS-36A	8-94471469
	2000	82.03-83.11	WFR51DV	DIE	4FC1	GWIS-19A	8-97010200
	2000	84.01-85.12	WFR51DV	DTB	4FC1	GWIS-36A	8-94471469
	2000	84.01-85.12	WFR51DVZ	DTB	4FC1	GWIS-36A	8-94471469
	2000	82.07-88.11	WFR51DW	DIE	4FC1	GWIS-36A	8-94471469
	2000	81.01-85.12	WFR51DW	DIE	4FC1	GWIS-19A	8-97010200
	2000	81.08-83.12	WFR51FBH	DIE	4FC1	GWIS-36A	8-94471469
	2000	81.08-83.12	WFR51FBH	DIE	4FC1	GWIS-19A	8-97010200
	2000	81.08-85.12	WFR51FV	DIE	4FC1	GWIS-36A	8-94471469
	2000	81.08-85.12	WFR51FV	DIE	4FC1	GWIS-19A	8-97010200
	2000	84.01-85.12	WFR51FV	DTB	4FC1	GWIS-36A	8-94471469
	2000	81.08-83.11	WFR51FVH	DIE	4FC1	GWIS-36A	8-94471469
	2000	81.08-83.11	WFR51FVH	DIE	4FC1	GWIS-19A	8-97010200
	2000	84.01-85.12	WFR51FVZ	DTB	4FC1	GWIS-36A	8-94471469
	2000	84.11-88.11	WFS51DW	DIE	4FC1	GWIS-36A	8-94471469
	2000	85.12-88.11	WFR51DVZ	DTB	4FC1T	GWIS-36A	8-94471470
	2000	85.12-90.12	WFR51DW	DTB	4FC1T	GWIS-36A	8-94471470
	2000	85.12-88.11	WFR51FVH	DTB	4FC1T	GWIS-36A	8-94471470
	2000	85.12-88.11	WFR51FVZ	DTB	4FC1T	GWIS-36A	8-94471470
	2000	85.12-88.12	WFS51DV	DTB	4FC1T	GWIS-36A	8-94471470
	2000	85.12-90.12	WFS51DW	DTB	4FC1T	GWIS-36A	8-94471470
	2000	85.12-88.11	WFS51FV	DTB	4FC1T	GWIS-36A	8-94471470
	2000	85.12-88.11	WFS51FVH	DTB	4FC1T	GWIS-36A	8-94471470
	2000	88.08-94.06	NFR12DT	GAS	4ZC1	GWIS-29A	8-97084505
	2000	85.12-95.08	WFR12DV	GAS	4ZC1	GWIS-29A	8-97084505
	2000	87.10-95.08	WFR12FV	GAS	4ZC1	GWIS-29A	8-97084505
	2000	87.10-95.08	WFR12FVH	GAS	4ZC1	GWIS-29A	8-97084505
	2000	99.06-05.03	JCPGE24	GAS	KA20DE		5-86132944
	2000	99.06-05.03	JVPE24	GAS	KA20DE		5-86132944
	2000	99.06-05.03	JVPGE24	GAS	KA20DE		5-86132944
	2000	96.08-99.06	JVTGE24	GAS	NA20S		5-86132944
	2200	83.10-88.11	WFR53DV	DIE	4FD1	GWIS-36A	8-94471469
	2200	83.12-88.11	WFR53FBH	DIE	4FD1	GWIS-36A	8-94471469
	2200	83.10-88.11	WFR53FV	DIE	4FD1	GWIS-36A	8-94471469
	2200	83.10-88.11	WFR53FVH	DIE	4FD1	GWIS-36A	8-94471469
	2200	83.10-88.11	WFS53DV	DIE	4FD1	GWIS-36A	8-94471469
	2200	83.10-88.11	WFS53FV	DIE	4FD1	GWIS-36A	8-94471469
	2200	83.11-88.11	WFS53FVH	DIE	4FD1	GWIS-36A	8-94471469
	2400	88.08-94.06	NFR62DT	DIE	4FG1	GWIS-36A	8-94471470
	2400	88.08-94.06	NFS62DT	DIE	4FG1	GWIS-36A	8-94471470
	2400	87.10-95.08	WFR62DV	DIE	4FG1	GWIS-36A	8-94471470
	2400	90.12-93.08	WFR62DW	DIE	4FG1	GWIS-36A	8-94471470
	2400	88.01-95.08	WFR62FBH	DIE	4FG1	GWIS-36A	8-94471470
	2400	87.10-95.08	WFR62FV	DIE	4FG1	GWIS-36A	8-94471470
	2400	87.10-95.08	WFR62FVH	DIE	4FG1	GWIS-36A	8-94471470
	2400	87.10-95.08	WFS62DV	DIE	4FG1	GWIS-36A	8-94471470
	2400	90.12-93.08	WFS62DW	DIE	4FG1	GWIS-36A	8-94471470
2400	88.11-95.08	WFS62FBH	DIE	4FG1	GWIS-36A	8-94471470	
2400	87.10-95.08	WFS62FV	DIE	4FG1	GWIS-36A	8-94471470	
2400	87.10-95.08	WFS62FVH	DIE	4FG1	GWIS-36A	8-94471470	
2400	93.08-95.08	WFR62DW	DTB	4FG1T	GWIS-36A	8-94471470	
2400	93.08-95.08	WFS62DW	DTB	4FG1T	GWIS-36A	8-94471470	
2400	99.06-05.03	JCQGE24	GAS	KA24DE		5-86136423	
2700	95.08-97.05	JCRGE24	DIE	TD27		5-86133475	
2700	96.08-97.05	JCRGE24	DIE	TD27		5-86133634	
2700	96.08-97.05	JCRMGE24	DIE	TD27		5-86133475	
2700	96.08-97.05	JCRMGE24	DIE	TD27		5-86133634	
2700	96.08-97.05	JDRGE24	DIE	TD27		5-86133475	
2700	96.08-97.05	JDRMGE24	DIE	TD27		5-86133475	
2700	95.08-99.06	JKRGE24	DIE	TD27		5-86133475	

# ISUZU

CAR NAME	C.C.	YEAR	MODEL	REMARK	ENGINE	GMB NO.	OEM NO.
<b>FLORIAN</b>	2000	77.11-83.03	PAD30	DIE	G190	<b>GWIS-20A</b>	8-94120-768-0
<b>FORWARDO</b>	5800	84.01-	FRR11		6BD1		1-13610-428-1
	6500	84.01-	FRR12	DIE	6BG1		1-13610-428-1
	6500	84.01-	FRR12	DIE	6BG1		1-13610-592-0
	8500	84.01-	FRR13	DIE	6SA1		1-13610-602-1
<b>GEMINI</b>	1000	86.01-88.09	AA43Z		G10	<b>GWS-08A</b>	17400-82811
	1500	85.11-90.02	JT600	DIE	4EC1		8-94124093
	1500	87.02-90.02	JT600	DIE	4EC1		8-94376867
	1500	87.02-90.02	JT600	DIE	4EC1		8-97110386
	1500	85.11-90.02	JT600	DTB	4EC1T		8-94124093
	1500	87.02-90.02	JT600	DTB	4EC1T		8-94376867
	1500	87.02-90.02	JT600	DTB	4EC1T		8-97110386
	1500	85.05-90.02	JT150	GAS	4XC1	<b>GWIS-30A</b>	8-94109591
	1500	90.02-93.09	JT151F	EGI	4XC1	<b>GWIS-33A</b>	8-97031472
	1500	86.06-90.02	JT150	TBO	4XC1T	<b>GWIS-30A</b>	8-94109591
	1500	95.02-95.10	MJ3	PFI	D15B	<b>GWIS-40A</b>	5-86003639
	1500	95.10-98.03	MJ3	PFI	D15B		5-86008903
	1500	97.01-00.06	MJ4	PFI	D15B	<b>GWIS-38A</b>	5-86008904
	1600	88.03-90.02	JT190	EGI	4XE1		8-94360200
	1600	88.03-90.02	JT190	EGI	4XE1		8-94437048
	1600	90.02-93.09	JT191F	EGI	4XE1	<b>GWIS-32A</b>	8-97031473
	1600	91.11-92.10	JT191S	TBO	4XE1	<b>GWIS-32A</b>	8-97031473
	1600	90.02-93.09	JT191S	TBO	4XE1T	<b>GWIS-32A</b>	8-97031473
	1600	97.01-00.06	MJ5	PFI	D16A	<b>GWIS-38A</b>	5-86008904
	1600	97.01-00.06	MJ6	PFI	D16A	<b>GWIS-38A</b>	5-86008904
	1600	74.10-84.12	PF50		G161Z	<b>GWIS-01A</b>	8-94202477
	1600	93.09-95.10	MJ1	PFI	ZC	<b>GWIS-39A</b>	5-86003637
	1600	93.09-95.10	MJ1	PFI	ZC	<b>GWIS-40A</b>	5-86003639
	1600	95.10-98.03	MJ1	PFI	ZC	<b>GWIS-38A</b>	5-86008904
	1600	93.09-95.10	MJ2	PFI	ZC	<b>GWIS-39A</b>	5-86003637
	1600	95.10-98.03	MJ2	PFI	ZC	<b>GWIS-38A</b>	5-86008904
	1700	90.02-93.09	JT641F	DTB	4EE1T		8-97106002
	1700	91.09-93.09	JT641S	DTB	4EE1T		8-97106002
	1800	79.11-78.02	PFB60	DIE	4FB1	<b>GWIS-19A</b>	8-94240378
	1800	79.11-78.02	PFD60	DIE	4FB1	<b>GWIS-19A</b>	8-94240378
	1800	79.01-78.12	PF60		G180W	<b>GWIS-14A</b>	5-13610105
	1800	77.01-87.12	PF60		G180Z	<b>GWIS-01A</b>	8-94202477
<b>HIPACVAN</b>	2200	83.01-	UFR52	DIE	C223	<b>GWIS-20A</b>	8-94120768
<b>JORNEY</b>	1600	70.01-79.12	KA50		G161	<b>GWIS-13A</b>	9-13610-319-2
	1600	70.01-79.12	KA51		G161	<b>GWIS-13A</b>	9-13610-319-2
	2000	73.01-81.08	KAD51		C190	<b>GWIS-15A</b>	5-13610-012-2
	2000	70.01-79.12	BGL22		G201	<b>GWIS-10A</b>	5-13610-038-1
	2000	70.01-79.12	BGL24		G201	<b>GWIS-10A</b>	5-13610-038-1
	2200	68.01-70.12	CLD22	DIE	C221	<b>GWIS-10A</b>	5-13610-038-1
	2400	73.01-79.12	BLD24	DIE	C240	<b>GWIS-10A</b>	5-13610-038-1
	2400	79.01-81.12	KAD52	DIE	C240	<b>GWIS-10A</b>	5-13610-179-0
	2800	73.01-79.12	BLD30	DIE	4BA1	<b>GWIS-17A</b>	5-13610-041-3
	2800	79.01-80.12	BLD30	DIE	4BA1	<b>GWIS-16A</b>	5-13610-150-1
	3300	80.10-83.07	BLD35	DIE	4BC1		5-13610-184-0
	3300	80.01-80.10	BLD35	DIE	4BC1	<b>GWIS-16A</b>	5-13610-187-0
	3600	73.01-78.10	BR20	DIE	4BB1	<b>GWIS-17A</b>	5-13610-027-1
	3600	78.11-80.02	BR20	DIE	4BB1		5-13610-151-0
	3900	80.01-	BR22	DIE	4BD1		5-13610-171-2
	5400	75.09-78.04	BK32	DIE	6BB1		5-13610-026-2
	5400	78.04-84.03	DBR370	DIE	6BB1		5-13610-026-3
	5400	78.04-84.03	DBR500	DIE	6BB1		5-13610-026-3
<b>MU</b>	2600	89.04-92.10	UCS17DH	GAS	4ZE1	<b>GWIS-31A</b>	8-97081623
	2600	89.04-93.10	UCS17DW	GAS	4ZE1	<b>GWIS-31A</b>	8-97081623

# ISUZU

CAR NAME	C.C.	YEAR	MODEL	REMARK	ENGINE	GMB NO.	OEM NO.
COMO	2000	01.05-03.05	JVPE25	EGI	KA20DE		5-86136346
	2000	01.05-	JVPE25	EGI	KA20DE		5-86136347
	2400	01.05-	JCQGE25	EGI	KA24DE		5-86135697
	2400	01.05-	JDQGE25	EGI	KA24DE		5-86135697
	2400	03.05-	JQE25	EGI	KA24DE		5-86135697
	2400	01.11-	JQGE25	EGI	KA24DE		5-86135697
	3000	01.05-	JCWGE25	DIE	ZD30DD		5-86137409
	3000	02.10-	JCWGE25	DTB	ZD30DD		5-86137409
	3000	01.05-	JCWMGE25	DIE	ZD30DD		5-86137409
	3000	01.05-	JDWGE25	DIE	ZD30DD		5-86137409
	3000	02.10-	JDWGE25	DTB	ZD30DD		5-86137409
	3000	01.05-	JDWMGE25	DIE	ZD30DD		5-86137409
	3000	01.05-	JVWE25	DIE	ZD30DD		5-86137409
	3000	02.10-	JVWE25	DTB	ZD30DD		5-86137409
	3000	01.05-	JVWME25	DIE	ZD30DD		5-86137409
ELF	1500	69.01-72.12	KA20		G150	<b>GWIS-13A</b>	9-13610319
	1600	69.01-72.12	KA40		G161	<b>GWIS-14A</b>	9-13610319
	1600	72.01-75.12	KA41		G161	<b>GWIS-16A</b>	9-13610319
	1600	69.01-72.12	KA50		G161	<b>GWIS-15A</b>	9-13610319
	1600	72.01-75.12	KA51		G161	<b>GWIS-17A</b>	9-13610319
	1600	75.01-84.12	KAG41		G161	<b>GWIS-18A</b>	9-13610319
	1600	75.01-84.12	KAG51		G161	<b>GWIS-19A</b>	9-13610319
	1800	72.01-74.12	KA65		G180	<b>GWIS-14A</b>	9-13617637
	2000	71.01-72.12	KAD40	DIE	C190	<b>GWIS-15A</b>	5-13610012
	2000	72.01-81.07	KAD41	DIE	C190	<b>GWIS-15A</b>	5-13610012
	2000	81.07-84.12	KAD41	DIE	C190	<b>GWIS-23A</b>	5-13610178
	2000	71.01-72.12	KAD50	DIE	C190	<b>GWIS-15A</b>	5-13610012
	2000	72.01-81.07	KAD51	DIE	C190	<b>GWIS-15A</b>	5-13610012
	2000	81.07-84.12	KAD51	DIE	C190	<b>GWIS-23A</b>	5-13610178
	2000	69.01-79.12	TLG12		G201	<b>GWIS-10A</b>	5-13610-038-1
	2000	69.01-79.12	TLG22		G201	<b>GWIS-10A</b>	5-13610-038-1
	2000	69.01-79.12	TLG34		G201	<b>GWIS-10A</b>	5-13610-038-1
	2000	69.01-79.12	TLG42		G201	<b>GWIS-10A</b>	5-13610-038-1
	2000	69.01-79.12	TLG52		G201	<b>GWIS-10A</b>	5-13610-038-1
	2000	69.01-79.12	TLG62		G201	<b>GWIS-10A</b>	5-13610-038-1
	2000	99.06-05.03	ASH2F23	GAS	KA20DE		5-86132944
	2000	99.06-05.03	ASH4F23	GAS	KA20DE		5-86132944
	2000	95.06-99.06	ASK2F23	GAS	NA20S		5-86132944
	2000	97.08-99.06	ASK4F23	GAS	NA20S		5-86132944
	2200	67.01-72.12	TLD12	DIE	C221	<b>GWIS-10A</b>	5-13610-038-1
	2200	67.01-72.12	TLD22	DIE	C221	<b>GWIS-10A</b>	5-13610-038-1
	2200	67.01-72.12	TLD32	DIE	C221	<b>GWIS-10A</b>	5-13610-038-1
	2200	67.01-72.12	TLD52	DIE	C221	<b>GWIS-10A</b>	5-13610-038-1
	2200	67.01-72.12	TLD62	DIE	C221	<b>GWIS-10A</b>	5-13610-038-1
	2400	78.03-84.12	KAD42	DIE	C240	<b>GWIS-10A</b>	5-13610-179-0
	2400	78.02-84.12	KAD42	DIE	C240		8-84376-832-0
	2400	78.03-84.12	KAD52	DIE	C240	<b>GWIS-10A</b>	5-13610-179-0
	2400	78.02-84.12	KAD52	DIE	C240		8-84376-832-0
	2400	69.01-81.07	TLD13	DIE	C240	<b>GWIS-10A</b>	5-13610-038-1
	2400	69.01-84.07	TLD23	DIE	C240	<b>GWIS-10A</b>	5-13610-179-0
	2400	69.01-81.07	TLD33	DIE	C240	<b>GWIS-10A</b>	5-13610-038-1
	2400	69.01-81.07	TLD43	DIE	C240	<b>GWIS-10A</b>	5-13610-038-1
	2400	69.01-81.07	TLD53	DIE	C240	<b>GWIS-10A</b>	5-13610-038-1
	2400	69.01-81.07	TLD63	DIE	C240	<b>GWIS-10A</b>	5-13610-038-1
	2500	84.07-93.06	NHR54C	DIE	4JA1	<b>GWIS-45A</b>	8-97105012
	2500	84.07-93.06	NHR54CVN	DIE	4JA1	<b>GWIS-45A</b>	8-97105012
	2500	84.07-93.06	NHR54E	DIE	4JA1	<b>GWIS-45A</b>	8-97105012
	2500	95.06-99.06	ASN2F23	DIE	TD25		5-86133251
	2500	95.06-99.06	ASN6F23	DIE	TD25		5-86133251
	2700	99.06-05.03	ASP2F23	DIE	TD27		5-86133251
	2700	99.06-05.03	ASP6F23	DIE	TD27		5-86133251
	2700	95.06-97.08	ASP8F23	DIE	TD27		5-86133251

# ISUZU

CAR NAME	C.C.	YEAR	MODEL	REMARK	ENGINE	GMB NO.	OEM NO.
ELF	3100	95.06-	WHR69EA	DIE	4JG2	<b>GWIS-45A</b>	8-97105012
	3100	95.06-	WHR69EAH	DIE	4JG2	<b>GWIS-45A</b>	8-97105012
	3100	94.01-95.05	WHR69EAX	DIE	4JG2	<b>GWIS-45A</b>	8-97105012
	3100	94.01-95.05	WHR69EAXH	DIE	4JG2	<b>GWIS-45A</b>	8-97105012
	3100	95.06-	WKR69EA	DIE	4JG2	<b>GWIS-45A</b>	8-97105012
	3100	95.06-	WKR69EAH	DIE	4JG2	<b>GWIS-45A</b>	8-97105012
	3100	94.01-95.05	WKR69EAX	DIE	4JG2	<b>GWIS-45A</b>	8-97105012
	3100	94.01-95.05	WKR69EAXH	DIE	4JG2	<b>GWIS-45A</b>	8-97105012
	3200	99.06-05.03	ASR2F23	DIE	QD32		5-86133252
	3200	97.08-05.03	ASR8F23	DIE	QD32		5-86133252
	3300	80.10-84.06	KT15	DIE	4BC1	<b>GWIS-37A</b>	5-13610-184-0
	3300	80.02-80.09	KT15	DIE	4BC1	<b>GWIS-16A</b>	5-13610-187-0
	3300	80.10-84.06	KT25	DIE	4BC1	<b>GWIS-37A</b>	5-13610-184-0
	3300	80.02-80.09	KT25	DIE	4BC1	<b>GWIS-16A</b>	5-13610-187-0
	3300	80.10-84.06	KT35	DIE	4BC1	<b>GWIS-37A</b>	5-13610-184-0
	3300	80.02-80.09	KT35	DIE	4BC1	<b>GWIS-16A</b>	5-13610-187-0
	3300	80.10-84.06	KT45	DIE	4BC1	<b>GWIS-37A</b>	5-13610-184-0
	3300	80.02-80.09	KT45	DIE	4BC1	<b>GWIS-16A</b>	5-13610-187-0
	3300	80.06-84.07	TLD26	DIE	4BC1	<b>GWIS-37A</b>	5-13610-184-0
	3300	80.06-84.07	TLD45	DIE	4BC1	<b>GWIS-37A</b>	5-13610-184-0
	3300	78.12-80.05	TLD45	DIE	4BC1	<b>GWIS-16A</b>	5-13610-187-0
	3300	81.07-84.07	TLD46	DIE	4BC1	<b>GWIS-37A</b>	5-13610-184-0
	3300	80.06-84.07	TLD55	DIE	4BC1	<b>GWIS-37A</b>	5-13610-184-0
	3300	78.12-80.05	TLD55	DIE	4BC1	<b>GWIS-16A</b>	5-13610-187-0
	3300	81.07-84.07	TLD56	DIE	4BC1	<b>GWIS-37A</b>	5-13610-184-0
	3300	80.06-84.07	TLD65	DIE	4BC1	<b>GWIS-37A</b>	5-13610-184-0
	3300	78.12-80.05	TLD65	DIE	4BC1	<b>GWIS-16A</b>	5-13610-187-0
	3300	81.07-84.07	TLD66	DIE	4BC1	<b>GWIS-37A</b>	5-13610-184-0
	3300	78.12-80.05	TLD75	DIE	4BC1	<b>GWIS-16A</b>	5-13610-187-0
	3300	81.07-84.07	TLD76	DIE	4BC1	<b>GWIS-37A</b>	5-13610-184-0
	3300	80.10-84.07	KT16	DIE	4BC2	<b>GWIS-37A</b>	5-13610-184-0
	3300	81.07-84.07	KT16	DIE	4BC2		5-13610-199-0
	3300	80.10-84.07	KT26	DIE	4BC2	<b>GWIS-37A</b>	5-13610-184-0
	3300	81.07-84.07	KT26	DIE	4BC2		5-13610-199-0
	3300	80.10-84.07	KT36	DIE	4BC2	<b>GWIS-37A</b>	5-13610-184-0
	3300	81.07-84.07	KT36	DIE	4BC2		5-13610-199-0
	3300	80.10-84.07	KT46	DIE	4BC2	<b>GWIS-37A</b>	5-13610-184-0
	3300	81.07-84.07	KT46	DIE	4BC2		5-13610-199-0
	3300	84.07-85.11	NKR57E2K	DIE	4BC2	<b>GWIS-35A</b>	8-97021171
	3300	84.07-89.07	NKR57E2N	DIE	4BC2	<b>GWIS-35A</b>	8-97021171
	3300	84.07-89.07	NKR57ED	DIE	4BC2	<b>GWIS-35A</b>	8-97021171
	3300	84.07-89.07	NKR57E	DIE	4BC2	<b>GWIS-35A</b>	8-97021171
	3300	84.07-85.11	NKR57EN	DIE	4BC2	<b>GWIS-35A</b>	8-97021171
	3300	84.07-85.11	NKR57EPN	DIE	4BC2	<b>GWIS-35A</b>	8-97021171
	3300	84.07-85.11	NKR57EVN	DIE	4BC2	<b>GWIS-35A</b>	8-97021171
	3300	88.07-89.07	NKR57L2N	DIE	4BC2	<b>GWIS-35A</b>	8-97021171
	3300	84.07-89.07	NKR57LR	DIE	4BC2	<b>GWIS-35A</b>	8-97021171
	3300	84.07-85.11	NKR57LVN	DIE	4BC2	<b>GWIS-35A</b>	8-97021171
	3300	84.07-90.05	NPR57GR	DIE	4BC2	<b>GWIS-35A</b>	8-97021171
	3300	86.02-90.05	NPR57GR	DIE	4BC2		8-97030983
3300	88.07-90.05	NPR57GVN	DIE	4BC2	<b>GWIS-35A</b>	8-97021171	
3300	88.07-90.05	NPR57GVN	DIE	4BC2		8-97030983	
3300	84.07-90.05	NPR57LN	DIE	4BC2	<b>GWIS-35A</b>	8-97021171	
3300	86.02-90.05	NPR57LN	DIE	4BC2		8-97030983	
3300	84.07-86.02	NPR57LQR	DIE	4BC2	<b>GWIS-35A</b>	8-97021171	
3300	84.07-90.05	NPR57LR	DIE	4BC2	<b>GWIS-35A</b>	8-97021171	
3300	86.02-90.05	NPR57LR	DIE	4BC2		8-97030983	
3300	84.07-90.05	NPR57LVN	DIE	4BC2	<b>GWIS-35A</b>	8-97021171	
3300	86.02-90.05	NPR57LVN	DIE	4BC2		8-97030983	
3300	84.07-86.02	NPR57LZN	DIE	4BC2	<b>GWIS-35A</b>	8-97021171	
3300	84.07-90.05	NPR57PR	DIE	4BC2	<b>GWIS-35A</b>	8-97021171	
3300	86.02-90.05	NPR57PR	DIE	4BC2		8-97030983	
3300	81.07-84.07	TLD26	DIE	4BC2		5-13610-199-0	

# ISUZU

CAR NAME	C.C.	YEAR	MODEL	REMARK	ENGINE	GMB NO.	OEM NO.
ELF	3900	84.07-86.02	NPR59PQR	DIE	4BD1	GWIS-35A	8-97021171
	3900	84.07-90.05	NPR59PR	DIE	4BD1	GWIS-35A	8-97021171
	3900	86.02-90.05	NPR59PR	DIE	4BD1		8-97030983
	3900	86.03-90.05	NPR59PYR	DIE	4BD1	GWIS-35A	8-97021171
	3900	86.03-90.05	NPR59PYR	DIE	4BD1		8-97030983
	3900	84.07-93.06	NPR59GDR	DTB	4BD1T	GWIS-35A	8-97021171
	3900	86.02-90.05	NPR59GDR	DTB	4BD1T		8-97030983
	3900	88.07-90.05	NPR59GN	DTB	4BD1T	GWIS-35A	8-97021171
	3900	88.07-90.05	NPR59GN	DTB	4BD1T		8-97030983
	3900	88.07-90.05	NPR59GYN	DTB	4BD1T	GWIS-35A	8-97021171
	3900	88.07-90.05	NPR59GYN	DTB	4BD1T		8-97030983
	3900	84.07-93.06	NPR59LR	DTB	4BD1T	GWIS-35A	8-97021171
	3900	86.02-90.05	NPR59LR	DTB	4BD1T		8-97030983
	3900	86.03-93.06	NPR59LVN	DTB	4BD1T	GWIS-35A	8-97021171
	3900	88.07-90.05	NPR59LVN	DTB	4BD1T		8-97030983
	3900	86.03-93.06	NPR59LYR	DTB	4BD1T	GWIS-35A	8-97021171
	3900	86.03-90.05	NPR59LYR	DTB	4BD1T		8-97030983
	3900	88.07-90.05	NPR59LZN	DTB	4BD1T	GWIS-35A	8-97021171
	3900	88.07-90.05	NPR59LZN	DTB	4BD1T		8-97030983
	3900	84.07-93.06	NPR59PR	DTB	4BD1T	GWIS-35A	8-97021171
	3900	86.02-90.05	NPR59PR	DTB	4BD1T		8-97030983
	3900	86.03-93.06	NPR59PVN	DTB	4BD1T	GWIS-35A	8-97021171
	3900	88.07-90.05	NPR59PVN	DTB	4BD1T		8-97030983
	3900	86.03-93.06	NPR59PYR	DTB	4BD1T	GWIS-35A	8-97021171
	3900	86.03-90.05	NPR59PYR	DTB	4BD1T		8-97030983
	3900	87.12-93.05	NPS59GN	DTB	4BD1T	GWIS-35A	8-94372119
	3900	87.12-93.05	NPS59LN	DTB	4BD1T	GWIS-35A	8-94372119
	4300	89.07-90.05	NKR61ED	DIE	4BG1	GWIS-35A	8-97021171
	4300	89.07-90.05	NKR61ED	DIE	4BG1		8-97030916
	4300	89.07-90.05	NKR61E	DIE	4BG1	GWIS-35A	8-97021171
	4300	89.07-90.05	NKR61E	DIE	4BG1		8-97030916
	4300	89.07-90.05	NKR61LR	DIE	4BG1	GWIS-35A	8-97021171
	4300	89.07-90.05	NKR61LR	DIE	4BG1		8-97030916
	4300	88.07-90.05	NPR61GDR	DIE	4BG1	GWIS-35A	8-97021171
	4300	88.07-90.05	NPR61GDR	DIE	4BG1		8-97030983
	4300	88.07-90.05	NPR61GN	DIE	4BG1	GWIS-35A	8-97021171
	4300	88.07-90.05	NPR61GN	DIE	4BG1		8-97030983
	4300	88.07-90.05	NPR61GYN	DIE	4BG1	GWIS-35A	8-97021171
	4300	88.07-90.05	NPR61GYN	DIE	4BG1		8-97030983
	4300	88.07-90.05	NPR61LR	DIE	4BG1	GWIS-35A	8-97021171
	4300	88.07-90.05	NPR61LR	DIE	4BG1		8-97030983
	4300	88.07-90.05	NPR61LYR	DIE	4BG1	GWIS-35A	8-97021171
	4300	88.07-90.05	NPR61LYR	DIE	4BG1		8-97030983
	4300	88.07-90.05	NPR61LZN	DIE	4BG1	GWIS-35A	8-97021171
	4300	88.07-90.05	NPR61LZN	DIE	4BG1		8-97030983
	4300	88.07-90.05	NPR61PR	DIE	4BG1	GWIS-35A	8-97021171
	4300	88.07-90.05	NPR61PR	DIE	4BG1		8-97030983
	4300	88.07-90.05	NPR61PYR	DIE	4BG1	GWIS-35A	8-97021171
	4300	88.07-90.05	NPR61PYR	DIE	4BG1		8-97030983
	4300	90.05-97.04	NKR66E2N	DIE	4HF1		8-97333361
4300	95.03-	NKR66E3N	DIE	4HF1		8-97333361	
4300	93.05-	NKR66EA	DIE	4HF1		8-97333361	
4300	98.07-02.03	NKR66EAV	CNG	4HF1		8-97333361	
4300	93.05-	NKR66EAV	DIE	4HF1		8-97333361	
4300	93.05-95.02	NKR66EAVN	DIE	4HF1		8-97333361	
4300	90.05-	NKR66ED	DIE	4HF1		8-97333361	
4300	90.05-	NKR66E	DIE	4HF1		8-97333361	
4300	95.03-	NKR66EDN	DIE	4HF1		8-97333361	
4300	90.05-95.02	NKR66EN	DIE	4HF1		8-97333361	
4300	98.07-02.03	NKR66EP	CNG	4HF1		8-97333361	
4300	95.03-	NKR66EP	DIE	4HF1		8-97333361	
4300	93.05-95.02	NKR66EPN	DIE	4HF1		8-97333361	
4300	95.03-	NKR66ER	DIE	4HF1		8-97333361	

# ISUZU

CAR NAME	C.C.	YEAR	MODEL	REMARK	ENGINE	GMB NO.	OEM NO.
	4600	95.03-	NKR71GN	DIE	4HG1		8-97333361
	4600	95.03-	NKR71LAR	DIE	4HG1		8-97333361
	4600	95.03-	NKR71LAV	DIE	4HG1		8-97333361
	4600	00.09-02.03	NKR71LAV	LPG	4HG1		8-97333361
	4600	97.04-	NKR71LN	DIE	4HG1		8-97333361
	4600	95.03-	NKR71LR	DIE	4HG1		8-97333361
	4600	95.03-	NKR71LV	DIE	4HG1		8-97333361
	4600	00.09-02.03	NKR71LV	LPG	4HG1		8-97333361
	4600	04.05-	NKR81AN	LPG	4HG1		8-97333361
	4600	02.04-	NKR81EAV	LPG	4HG1		8-97333361
	4600	02.04-	NKR81E	LPG	4HG1		8-97333361
	4600	02.04-	NKR81EP	LPG	4HG1		8-97333361
	4600	02.04-	NKR81GL	LPG	4HG1		8-97333361
	4600	02.04-	NKR81LAV	LPG	4HG1		8-97333361
	4600	02.04-	NKR81LV	LPG	4HG1		8-97333361
	4600	04.07-	NKR81N	LPG	4HG1		8-97333361
	4600	00.12-	NKS71EAD	DIE	4HG1		8-97333361
	4600	00.12-	NKS71EA	DIE	4HG1		8-97333361
	4600	99.04-	NKS71GA	DIE	4HG1		8-97333361
	4600	99.04-	NKS71GAR	DIE	4HG1		8-97333361
	4600	99.04-	NKS71GAV	DIE	4HG1		8-97333361
	4600	93.05-99.04	NKS71G	DIE	4HG1		8-97333361
	4600	95.04-	NKS71GDR	DIE	4HG1		8-97333361
	4600	95.04-	NKS71GR	DIE	4HG1		8-97333361
	4600	97.04-	NKS71LAR	DIE	4HG1		8-97333361
	4600	99.04-	NKS71LAV	DIE	4HG1		8-97333361
	4600	99.04-	NKS71LN	DIE	4HG1		8-97333361
	4600	95.03-97.04	NPR71GDR	DIE	4HG1		8-97333361
	4600	95.03-	NPR71GR	DIE	4HG1		8-97333361
	4600	99.04-	NPR71GV	DIE	4HG1		8-97333361
	4600	00.12-	NPR71LAR	DIE	4HG1		8-97333361
	4600	99.04-	NPR71LAV	DIE	4HG1		8-97333361
	4600	95.03-	NPR71LR	DIE	4HG1		8-97333361
	4600	98.07-02.03	NPR71LV	CNG	4HG1		8-97333361
	4600	95.03-	NPR71LV	DIE	4HG1		8-97333361
	4600	99.04-	NPR71LZ	DIE	4HG1		8-97333361
	4600	00.12-	NPR71PAR	DIE	4HG1		8-97333361
	4600	00.12-	NPR71PAV	DIE	4HG1		8-97333361
	4600	95.03-	NPR71PR	DIE	4HG1		8-97333361
	4600	01.05-02.03	NPR71PV	CNG	4HG1		8-97333361
	4600	95.03-	NPR71PV	DIE	4HG1		8-97333361
	4600	04.07-	NPR81AN	LPG	4HG1		8-97333361
	4600	04.06-	NPR81N	LPG	4HG1		8-97333361
	4600	95.03-97.03	NPS71GN	DIE	4HG1		8-97333361
	4600	95.03-97.03	NPS71LN	DIE	4HG1		8-97333361
	4800	95.03-97.04	NPR70GDR	DIE	4HE1T		8-97333361
	4800	93.05-99.04	NPR70GDR	DTB	4HE1T		8-97333361
	4800	93.05-99.04	NPR70LR	DTB	4HE1T		8-97333361
	4800	95.03-99.04	NPR70LV	DTB	4HE1T		8-97333361
	4800	93.05-95.03	NPR70LVN	DTB	4HE1T		8-97333361
	4800	93.05-99.04	NPR70LYR	DTB	4HE1T		8-97333361
	4800	97.04-99.04	NPR70PR	DIE	4HE1T		8-97333361
	4800	93.05-99.04	NPR70PR	DTB	4HE1T		8-97333361
	4800	95.03-99.04	NPR70PV	DTB	4HE1T		8-97333361
	4800	93.05-95.03	NPR70PVN	DTB	4HE1T		8-97333361
	4800	93.05-99.04	NPR70PYR	DTB	4HE1T		8-97333361
	4800	02.04-05.03	NKR81EAV	LPG	4HG1		8-97333361
	4800	02.04-05.03	NKR81E	LPG	4HG1		8-97333361
	4800	02.04-05.03	NKR81EP	LPG	4HG1		8-97333361
	4800	02.04-05.03	NKR81GL	LPG	4HG1		8-97333361
	4800	02.04-05.03	NKR81LAV	LPG	4HG1		8-97333361
	4800	02.04-05.03	NKR81LV	LPG	4HG1		8-97333361
	4800	04.05-	NKR81AD	DIE	4HL1		8-97333361

ELF

# ISUZU

CAR NAME	C.C.	YEAR	MODEL	REMARK	ENGINE	GMB NO.	OEM NO.
ELF	4800	02.05-	NPR81LR	DIE	4HL1N		8-97333361
	4800	02.05-	NPR81LV	DIE	4HL1N		8-97333361
	4800	02.05-	NPR81PR	DIE	4HL1N		8-97333361
	5000	00.12-	NKR72E3N	DIE	4HJ1		8-97333361
	5000	00.02-	NKR72ED	DIE	4HJ1		8-97333361
	5000	00.12-	NKR72E	DIE	4HJ1		8-97333361
	5000	00.02-	NKR72EDN	DIE	4HJ1		8-97333361
	5000	00.12-	NKR72EN	DIE	4HJ1		8-97333361
	5000	00.12-	NKR72EP	DIE	4HJ1		8-97333361
	5000	00.02-	NKR72ER	DIE	4HJ1		8-97333361
	5000	00.12-	NKR72EV	DIE	4HJ1		8-97333361
	5000	00.12-	NKR72GN	DIE	4HJ1		8-97333361
	5000	00.02-	NKR72LN	DIE	4HJ1		8-97333361
	5000	00.02-	NKR72LR	DIE	4HJ1		8-97333361
	5000	00.12-	NKR72LV	DIE	4HJ1		8-97333361
	5000	97.04-	NPR72GDR	DIE	4HJ1		8-97333361
	5000	02.05-	NPR72GN	DIE	4HJ1		8-97333361
	5000	97.04-	NPR72GR	DIE	4HJ1		8-97333361
	5000	00.12-	NPR72GV	DIE	4HJ1		8-97333361
	5000	98.01-	NPR72GY	DIE	4HJ1		8-97333361
	5000	99.08-	NPR72LAR	DIE	4HJ1		8-97333361
	5000	00.12-	NPR72LAV	DIE	4HJ1		8-97333361
	5000	97.04-	NPR72LR	DIE	4HJ1		8-97333361
	5000	97.04-	NPR72LV	DIE	4HJ1		8-97333361
	5000	00.12-	NPR72LYR	DIE	4HJ1		8-97333361
	5000	02.05-	NPR72LZ	DIE	4HJ1		8-97333361
	5000	99.08-	NPR72PAR	DIE	4HJ1		8-97333361
	5000	00.12-	NPR72PAV	DIE	4HJ1		8-97333361
	5000	97.04-	NPR72PR	DIE	4HJ1		8-97333361
	5000	98.01-	NPR72PV	DIE	4HJ1		8-97333361
	5000	00.12-	NPR72PYR	DIE	4HJ1		8-97333361
	5000	97.04-	NPS72GN	DIE	4HJ1		8-97333361
	5000	02.10-	NPS72LAR	DIE	4HJ1		8-97333361
	5000	02.10-	NPS72LAV	DIE	4HJ1		8-97333361
	5000	97.04-	NPS72LN	DIE	4HJ1		8-97333361
	5000	02.10-	NPS72PAR	DIE	4HJ1		8-97333361
	5000	02.10-	NPS72PAV	DIE	4HJ1		8-97333361
	5000	00.02-	NKR72ED	DIE	4HJ1N		8-97333361
	5000	00.02-	NKR72EDN	DIE	4HJ1N		8-97333361
	5000	00.02-	NKR72ER	DIE	4HJ1N		8-97333361
	5000	00.02-	NKR72LR	DIE	4HJ1N		8-97333361
	5000	99.08-	NPR72LAR	DIE	4HJ1N		8-97333361
	5000	99.08-	NPR72LR	DIE	4HJ1N		8-97333361
	5000	99.08-	NPR72LV	DIE	4HJ1N		8-97333361
	5000	99.08-	NPR72PAR	DIE	4HJ1N		8-97333361
5000	99.08-	NPR72PR	DIE	4HJ1N		8-97333361	
5200	99.04-	NPR75GDR	DTB	4HK1T		8-97314118	
5200	02.05-	NPR75GDR	TBO	4HK1T		8-97314118	
5200	99.04-	NPR75LR	DTB	4HK1T		8-97314118	
5200	02.05-	NPR75LR	TBO	4HK1T		8-97314118	
5200	99.04-	NPR75LV	DTB	4HK1T		8-97314118	
5200	02.05-	NPR75LV	TBO	4HK1T		8-97314118	
5200	99.04-	NPR75LYR	DTB	4HK1T		8-97314118	
5200	00.12-	NPR75LYR	TBO	4HK1T		8-97314118	
5200	99.04-	NPR75PR	DIE	4HK1T		8-97314118	
5200	99.04-	NPR75PR	DTB	4HK1T		8-97314118	
5200	02.05-	NPR75PR	TBO	4HK1T		8-97314118	
5200	99.04-	NPR75PV	DIE	4HK1T		8-97314118	
5200	99.04-	NPR75PV	DTB	4HK1T		8-97314118	
5200	02.05-	NPR75PV	TBO	4HK1T		8-97314118	
5200	99.04-	NPR75PYR	DTB	4HK1T		8-97314118	
<b>FARGO</b>	1600	81.01-82.07	WFR10DV	GAS	4ZA1	<b>GWIS-26A</b>	8-94376848

# ISUZU

CAR NAME	C.C.	YEAR	MODEL	REMARK	ENGINE	GMB NO.	OEM NO.
<b>FARGO</b>	2700	95.08-99.06	JKRMGE24	DIE	TD27		5-86133634
	2700	95.08-97.05	JVRE24	DIE	TD27		5-86133475
	2700	96.08-97.05	JVRE24	DIE	TD27		5-86133634
	2700	95.08-97.05	JVRGE24	DIE	TD27		5-86133475
	2700	96.08-97.05	JVRGE24	DIE	TD27		5-86133634
	2700	96.08-97.05	JVRME24	DIE	TD27		5-86133475
	2700	96.08-97.05	JVRME24	DIE	TD27		5-86133634
	2700	95.08-97.05	JVRMGE24	DIE	TD27		5-86133634
	2700	95.08-97.05	JARE24	DTB	TD27TI		5-86133475
	2700	95.08-97.05	JARME24	DTB	TD27TI		5-86133634
	2700	97.05-99.06	JKRGE24	DTB	TD27TI		5-86133475
	3000	99.06-05.03	JCEGE24	EGI	VG30E		5-86129016
	3000	95.08-99.06	JFEGE24	EGI	VG30E		5-86129016
	3200	97.05-99.06	JCWBE24	DIE	QD32		5-86133439
	3200	96.08-99.06	JCWGE24	DIE	QD32		5-86133439
	3200	96.08-05.03	JCWGE24	DIE	QD32		5-86133475
	3200	97.05-99.06	JCWMBE24	DIE	QD32		5-86135399
	3200	97.05-99.06	JCWMGE24	DIE	QD32		5-86133439
	3200	97.05-05.03	JCWMGE24	DIE	QD32		5-86135399
	3200	97.05-99.06	JDWGE24	DIE	QD32		5-86133439
	3200	99.06-05.03	JDWGE24	DIE	QD32		5-86133475
	3200	97.05-99.06	JDWGE24	DIE	QD32		5-86135399
	3200	99.06-05.03	JDWMGE24	DIE	QD32		5-86135399
	3200	97.05-99.06	JTWGE24	DIE	QD32		5-86133439
	3200	96.08-99.06	JVWE24	DIE	QD32		5-86133439
	3200	96.08-05.03	JVWE24	DIE	QD32		5-86133475
	3200	96.08-99.06	JVWGE24	DIE	QD32		5-86133439
	3200	96.08-05.03	JVWGE24	DIE	QD32		5-86133475
	3200	97.05-99.06	JVWME24	DIE	QD32		5-86133439
	3200	97.05-05.03	JVWME24	DIE	QD32		5-86135399
3200	96.08-97.05	JVWMGE24	DIE	QD32		5-86133634	
3200	97.05-05.03	JVWMGE24	DIE	QD32		5-86135399	
3200	96.08-97.05	JVWMGE24	DIE	QD32		5-86135543	
<b>FASTER</b>	1600	72.01-76.12	KB20		G161	<b>GWIS-13A</b>	9-13610-319-2
	1600	76.01-80.10	KB20		G161Z	<b>GWIS-01A</b>	8-94202-477-1
	2000	78.06-80.10	KBD20	DIE	C190	<b>GWIS-20A</b>	5-13610-124-1
	2000	80.10-88.05	KBD21	DIE	C190	<b>GWIS-20A</b>	8-94120-768-0
	2000	80.10-88.05	KBD22	DIE	C190	<b>GWIS-20A</b>	8-94120-768-0
	2000	80.10-88.05	KBD25	DIE	C190	<b>GWIS-20A</b>	8-94120-768-0
	2000	80.10-88.05	KBD26	DIE	C190	<b>GWIS-20A</b>	8-94120-768-0
	2000	78.06-88.05	KBD40	DIE	C190	<b>GWIS-20A</b>	8-94120-768-0
	2000	80.10-88.05	KBD41	DIE	C190	<b>GWIS-20A</b>	8-94120-768-0
	2000	80.10-88.05	KBD46	DIE	C190	<b>GWIS-20A</b>	8-94120-768-0
	2200	85.04-88.05	KBD22	DIE	C223	<b>GWIS-20A</b>	8-94120-768-0
	2200	85.04-88.05	KBD27	DIE	C223	<b>GWIS-20A</b>	8-94120-768-0
<b>FIRRY</b>	3000	99.08-02.03	JATE50	DTB	ZD30DT		5-86137408
	3000	99.08-02.03	JATWE50	DTB	ZD30DT		5-86137408
	3200	97.07-99.08	JAVE50	DTB	QD32ET		5-86133590
	3200	97.07-99.08	JAVWE50	DTB	QD32ET		5-86133590
	3300	98.10-02.03	JALE50	EGI	VG33E		5-86132604
	3300	98.10-02.03	JALWE50	EGI	VG33E		5-86132604
	3500	00.09-02.03	JAPE50	EGI	VQ35DE	<b>GWN-51A</b>	5-86127057
	3500	00.09-02.03	JAPWE50	EGI	VQ35DE	<b>GWN-51A</b>	5-86127057
<b>FLORIAN</b>	1600	67.01-68.12	PA10		G161	<b>GWIS-13A</b>	9-13610-319-2
	1600	68.01-75.12	PA20		G161	<b>GWIS-13A</b>	9-13610-319-2
	1600	68.01-75.12	PA20V		G161	<b>GWIS-13A</b>	9-13610-319-2
	1600	70.01-75.12	PA20		G161OHC	<b>GWIS-14A</b>	9-13617-637-1
	1600	76.01-83.08	PA20V		G161Z	<b>GWIS-01A</b>	8-94202-477-1
	1800	70.01-75.12	PA30		G180	<b>GWIS-14A</b>	9-13617-637-1
	1800	76.01-83.08	PA30		G180Z	<b>GWIS-01A</b>	8-94202-477-1



# ISUZU

CAR NAME	C.C.	YEAR	MODEL	REMARK	ENGINE	GMB NO.	OEM NO.
MU	2800	90.07-93.10	UCS55DW	DIE	4JB1	GWIS-45A	8-97105012
	2800	90.07-93.10	UCS55DWM	DIE	4JB1	GWIS-45A	8-97105012
	3000	98.05-01.07	UES73EW	DD	4JX1		8-97180326
	3100	93.10-98.07	UCS69DWM	DTB	4JG2	GWIS-45A	8-97105012
	3100	95.12-98.07	UCS69GW	DIE	4JG2	GWIS-45A	8-97105012
	3200	00.05-	UES25EW	EGI	6VD1	GWIS-44A	8-97167554
PA NERO	1500	91.11-93.09	JT151F	EGI	4XC1	GWIS-33A	8-97031472
	1600	90.04-93.09	JT191F	EGI	4XE1	GWIS-32A	8-97031473
	1600	91.11-92.10	JT191S	TBO	4XE1	GWIS-32A	8-97031473
	1600	91.03-92.10	JT191S	TBO	4XE1T	GWIS-32A	8-97031473
PIAZZA	1800	91.07-93.09	JT221F	EGI	4XF1	GWIS-33A	8-97031472
	2000	84.06-91.07	JR120	TBO	4ZC1		8-94376845
	2000	81.06-87.09	JR130	EGI	G200	GWIS-14A	5-13610105
	2000	81.06-88.09	JR130	EGI	G200	GWIS-01A	8-94224894
RODEO	2200	82.12-88.05	KBD42	DIE	C223	GWIS-20A	8-94120-768-0
	2200	82.12-88.05	KBD47	DIE	C223	GWIS-20A	8-94120-768-0
UNICAB	1300	69.01-70.12	KR80		G130	GWIS-13A	9-13610-319-2
	1500	69.01-73.12	KR85		G150	GWIS-13A	9-13610-319-2
	1600	73.01-	KR86		G161	GWIS-13A	9-13610-319-2
VehiCROSS	3200	97.03-99.02	UGS25DW	EFI	6VD1	GWIS-44A	8-97167554
WIZARD	3000	98.05-	UES73FW	DD	4JX1		8-97180326
	3200	99.02-	UER25FW	EGI	6VD1	GWIS-44A	8-97167554
	3200	98.05-	UES25FW	EGI	6VD1	GWIS-44A	8-97167554

## EXPORT MODEL

GWIS-21F (1-21650-062-0) KOREA  
 GWIS-22A (8-94146-326-0) TROOPER 4ZD1(2300cc) USA  
 GWIS-27A INDUSTRIAL(USA)

# MASSEY FERGUSON(USA)

CAR NAME	YEAR	MODEL / ENGINE / REMARK	GMB NO.	OEM NO.
----------	------	-------------------------	---------	---------

## MASSEY FERGUSON(USA)

MASSEY FERGUSON (USA)	62-70	205,300 (GAS ENG) 6CYL	GWCR-06A	1022115M91
	64-69	510 (GAS ENG) 8CYL	GWG-35A	1032473M91

## MASSEY FERGUSON(EUROPE)

MASSEY FERGUSON (EUROPE)	57-64	PETROL ENG FE35,VO,LO	DISCON	825843M91
	52-61	2.3 TEF20 ENG	DISCON	825843M91

# MAZDA

## **CAR NAME**

<b>ATENZA</b>	<b>MS-6</b>
<b>AXELA</b>	<b>MS-8</b>
<b>AZ OFFROAD</b>	<b>MS-9</b>
<b>AZ WAGON</b>	<b>MX-6</b>
<b>AZ-1</b>	<b>PERSONA</b>
<b>AZ-3</b>	<b>PORTER CAB</b>
<b>B2300</b>	<b>PREMACY</b>
<b>B300 PICKUP USA</b>	<b>PROCEED</b>
<b>B3000</b>	<b>PROCEED LEVANTE</b>
<b>B4000</b>	<b>RESTIVA</b>
<b>BONGO(BRAWNY/FRIENDEE)</b>	<b>REVUE</b>
<b>CAPELLA</b>	<b>ROADSTER</b>
<b>CAROL</b>	<b>RX-7</b>
<b>CLEF</b>	<b>RX-8</b>
<b>COSMO</b>	<b>SANTANA</b>
<b>COUSTUM CAB</b>	<b>SCRUM</b>
<b>CRAFT</b>	<b>SENTIA</b>
<b>CRONOS</b>	<b>SPECTRON</b>
<b>DEMIO</b>	<b>SPIANO</b>
<b>E-2000/2300/2500</b>	<b>TELSTAR</b>
<b>ECONO VAN TAIWAN</b>	<b>TELSTAR II</b>
<b>ETUDE</b>	<b>TITAN/PARKWAY</b>
<b>EUNOS PRESSO</b>	<b>TRIBUTE</b>
<b>EUNOS 100</b>	<b>VERISA</b>
<b>EUNOS 300</b>	
<b>EUNOS 500</b>	
<b>EUNOS 800</b>	
<b>FAMILIA</b>	
<b>FAMILIA PREST</b>	
<b>FREDA</b>	
<b>GRAND FAMILIA</b>	
<b>IQSION</b>	
<b>J80/100</b>	
<b>LANTIS</b>	
<b>LAPUTA</b>	
<b>LAZER</b>	
<b>LUCE</b>	
<b>LUCE</b>	
<b>MILLENIA</b>	
<b>MPV</b>	

# MAZDA

CAR NAME	C.C.	YEAR	MODEL	REMARK	ENGINE	GMB NO.	OEM NO.
ATENZA	2000	02.05-04.02	GGEP	EGI	LFDE	GWMZ-58A	L327-15-100
	2000	02.05-04.02	GGES	EGI	LFDE	GWMZ-58A	L327-15-100
	2000	02.06-04.02	GYEW	EGI	LFDE	GWMZ-58A	L327-15-100
	2300	02.05-05.06	GG3P	EGI	L3VE	GWMZ-58A	L327-15-100
	2300	02.05-05.06	GG3S	EGI	L3VE	GWMZ-58A	L327-15-100
	2300	02.06-05.06	GY3W	EGI	L3VE	GWMZ-58A	L327-15-100
AXELA	1500	03.10-04.03	BK5P	EGI	ZYVE	GWMZ-57A	ZJ01-15-010A
	2000	03.10-04.10	BKEP	EGI	LFDE	GWMZ-58A	L327-15-100
	2300	03.10-04.10	BK3P	EGI	L3VE	GWMZ-58A	L327-15-100
AZ OFFROAD	660	98.10-02.01	JM23W	TBO	K6A	GWMZ-59A*	1A02-15-010A
	660	02.01-04.10	JM23W	TBO	K6A		1A11-15-010A
AZ WAGON	660	94.07-98.06	CY21S	GAS	F6A	GWS-19A	AZ12-15-010B
	660	95.10-98.06	CY21S	TBO	F6A	GWS-19A	AZ12-15-010B
	660	94.07-98.06	CZ21S	GAS	F6A	GWS-19A	AZ12-15-010B
	660	95.10-98.06	CZ21S	TBO	F6A	GWS-19A	AZ12-15-010B
	660	98.10-99.10	MD11S	EPI	F6A	GWMZ-65A	1A00-15-010
	660	99.10-00.11	MD11S	EPI	F6A	GWMZ-66A	1A04-15-010
	660	98.10-99.10	MD11S	TBO	F6A	GWMZ-65A	1A00-15-010
	660	99.10-00.11	MD11S	TBO	F6A	GWMZ-66A	1A04-15-010
	660	00.12-01.10	MD12S	TBO	F6A	GWMZ-66A	1A04-15-010
	660	97.04-98.09	CY51S	GAS	K6A	GWMZ-60A*	1A61-15-010B
	660	97.04-98.09	CY51S	TBO	K6A	GWMZ-60A*	1A61-15-010B
	660	97.04-98.09	CZ51S	GAS	K6A	GWMZ-60A*	1A61-15-010B
	660	97.04-98.09	CZ51S	TBO	K6A	GWMZ-60A*	1A61-15-010B
	660	98.10-99.10	MD21S	EPI	K6A	GWMZ-59A*	1A01-15-010A
	660	99.10-00.11	MD21S	EPI	K6A	GWMZ-60A*	1A05-15-010A
	660	98.10-00.11	MD21S	TBO	K6A	GWMZ-59A*	1A01-15-010A
	660	00.12-05.03	MD22S	EPI	K6A		1A12-15-010B
	660	00.12-01.11	MD22S	TBO	K6A		1A08-15-010B
660	01.11-05.03	MD22S	TBO	K6A	GWMZ-62A*	1A13-15-010B	
660	03.10-	MJ21S	EPI	K6A	GWMZ-67AH	1A14-15-010B	
660	03.10-	MJ21S	TBO	K6A	GWMZ-68AH	1A15-15-010B	
AZ-1	660	92.10-96.05	PG6SA	TBO	F6A	GWS-19A	AZ12-15-010A
AZ-3	1500	91.06-98.01	EC5SA	GAS	B5		B587-15-010A
	1800	93.09-98.01	ECPSA	EGI	K8		KL47-15-010C
B2300	2300	95.01-97.12				GWMZ-44A	ZZM3-15-010
B300 PICKUP USA	---	94.01-94.12	---	EXPORT	---	GWMZ-37A	ZZM1-15-010
B3000	3000	95.01-98.12				GWMZ-45A	ZZM7-15-010
B4000	4000	94.01-98.12				GWMZ-47A	ZZM5-15-010
BONGO BRAUNY FRIENDEE	1000	68.08-77.10	FPA		PB	GWMZ-08A	0706-15-010G
	1000	68.08-77.10	FPAH		PB	GWMZ-08A	0706-15-010G
	1000	68.08-77.10	FPAV		PB	GWMZ-08A	0706-15-010G
	1300	77.07-78.09	BA2T8		TC	GWMZ-03A	0324-15-010D
	1400	78.09-83.12	BA2U8		UC	GWMZ-03A	0324-15-010D
	1400	84.02-87.08	SE48T	GAS	UC	GWMZ-03A	0324-15-010D
	1400	87.09-90.06	SE48T	GAS	UC		8AS2-15-010A
	1400	84.02-87.08	SE48T	GAS	UC		D430-15-010
	1400	83.09-87.08	SS48V	GAS	UC	GWMZ-03A	0324-15-010D
	1400	87.09-90.06	SS48V	GAS	UC		8AS2-15-010A
	1400	83.09-87.08	SS48V	GAS	UC		D430-15-010
	1500	90.07-95.09	SE58T	GAS	D5		8AS2-15-010A
	1500	90.07-95.09	SS58V	GAS	D5		8AS2-15-010A
	1600	77.07-83.09	BA2N8		NA	GWMZ-02A	0305-15-010D

# MAZDA

CAR NAME	C.C.	YEAR	MODEL	REMARK	ENGINE	GMB NO.	OEM NO.
BONGO BRAWNY FRIENDEE	1600	77.07-83.09	BA2N9		NA	GWMZ-02A	0305-15-010D
	1800	83.12-87.08	SD89T	GAS	F8	GWMZ-29A	8AG1-15-010B
	1800	87.09-99.06	SD89T	GAS	F8	GWMZ-32A	8AK1-15-010A
	1800	83.12-87.08	SD89T	GAS	F8	GWMZ-25A	F801-15-010D
	1800	83.12-87.08	SD89T	GAS	F8		FE79-15-010J
	1800	85.09-87.08	SE88M	GAS	F8	GWMZ-29A	8AG1-15-010B
	1800	87.09-90.07	SE88M	GAS	F8	GWMZ-30A	8AG6-15-010A
	1800	87.09-99.05	SE88M	GAS	F8	GWMZ-32A	8AK1-15-010A
	1800	85.09-87.08	SE88M	GAS	F8		FE79-15-010J
	1800	95.08-99.05	SE88T	GAS	F8	GWMZ-32A	8AK1-15-010A
	1800	83.05-87.08	SR89V	GAS	F8	GWMZ-29A	8AG1-15-010B
	1800	87.09-93.08	SR89V	GAS	F8	GWMZ-32A	8AK1-15-010A
	1800	83.05-87.08	SR89V	GAS	F8	GWMZ-25A	F801-15-010D
	1800	83.05-87.08	SR89V	GAS	F8		FE79-15-010J
	1800	96.09-99.05	SS88H	GAS	F8	GWMZ-32A	8AK1-15-010A
	1800	84.10-87.08	SS88M	GAS	F8	GWMZ-29A	8AG1-15-010B
	1800	87.09-99.05	SS88M	GAS	F8	GWMZ-32A	8AK1-15-010A
	1800	84.10-87.08	SS88M	GAS	F8	GWMZ-25A	F801-15-010D
	1800	84.10-87.08	SS88M	GAS	F8		FE79-15-010J
	1800	84.10-87.08	SS88R	GAS	F8	GWMZ-29A	8AG1-15-010B
	1800	84.10-87.08	SS88R	GAS	F8	GWMZ-25A	F801-15-010D
	1800	84.10-87.08	SS88R	GAS	F8		FE79-15-010J
	1800	95.08-96.09	SS88V	GAS	F8	GWMZ-32A	8AK1-15-010A
	1800	83.09-87.08	SS88W	GAS	F8	GWMZ-29A	8AG1-15-010B
	1800	83.09-87.08	SS88W	GAS	F8	GWMZ-25A	F801-15-010D
	1800	83.09-87.08	SS88W	GAS	F8		FE79-15-010J
	1800	99.05-	SK82L	EGI	F8E	GWMZ-32A	8AK1-15-010A
	1800	99.05-	SK82M	EGI	F8E	GWMZ-32A	8AK1-15-010A
	1800	99.05-	SK82T	EGI	F8E	GWMZ-32A	8AK1-15-010A
	1800	99.05-	SK82V	EGI	F8E	GWMZ-32A	8AK1-15-010A
	1800	78.09-82.02	BA2V8H		VC	GWMZ-02A	0305-15-010E
	1800	82.02-83.12	BA2V8H		VC		H806-15-010
	2000	83.12-87.08	SDEAT	GAS	FE	GWMZ-29A	8AG1-15-010B
	2000	87.09-99.06	SDEAT	GAS	FE	GWMZ-32A	8AK1-15-010A
	2000	83.12-87.08	SDEAT	GAS	FE	GWMZ-25A	F801-15-010D
	2000	83.12-87.08	SDEAT	GAS	FE		FE79-15-010J
	2000	96.09-99.06	SDEAT	LPG	FE	GWMZ-32A	8AK1-15-010A
	2000	95.05-97.11	SGEW	GAS	FE	GWMZ-32A	8AK1-15-010A
	2000	85.07-87.08	SRE9V	GAS	FE	GWMZ-29A	8AG1-15-010B
	2000	87.09-97.05	SRE9V	GAS	FE	GWMZ-32A	8AK1-15-010A
	2000	85.07-87.08	SRE9V	GAS	FE		FE79-15-010J
	2000	83.05-87.08	SRE9W	GAS	FE	GWMZ-29A	8AG1-15-010B
	2000	87.09-95.09	SRE9W	GAS	FE	GWMZ-32A	8AK1-15-010A
	2000	83.05-87.08	SRE9W	GAS	FE	GWMZ-25A	F801-15-010D
	2000	83.05-87.08	SRE9W	GAS	FE		FE79-15-010J
	2000	85.08-87.08	SREAM	GAS	FE	GWMZ-29A	8AG1-15-010B
	2000	85.08-87.08	SREAM	GAS	FE		FE79-15-010J
	2000	83.05-87.08	SREAV	GAS	FE	GWMZ-29A	8AG1-15-010B
	2000	87.09-99.06	SREAV	GAS	FE	GWMZ-32A	8AK1-15-010A
	2000	83.05-87.08	SREAV	GAS	FE	GWMZ-25A	F801-15-010D
	2000	83.05-87.08	SREAV	GAS	FE		FE79-15-010J
	2000	97.04-99.06	SREAV	LPG	FE	GWMZ-32A	8AK1-15-010A
	2000	86.11-95.09	SSE8R	GAS	FE	GWMZ-32A	8AK1-15-010A
2000	86.11-95.09	SSE8W	GAS	FE	GWMZ-32A	8AK1-15-010A	
2000	97.11-	SGE3	EGI	FEE	GWMZ-32A	8AK1-15-010A	
2000	97.11-	SGEW	EGI	FEE	GWMZ-32A	8AK1-15-010A	
2000	99.06-00.10	SKE4T	EGI	FEE	GWMZ-32A	8AK1-15-010A	
2000	99.06-00.10	SKE6T	EGI	FEE	GWMZ-32A	8AK1-15-010A	
2000	99.06-00.10	SKE6T	LPG	FEE	GWMZ-32A	8AK1-15-010A	
2000	99.06-	SKE6V	EGI	FEE	GWMZ-32A	8AK1-15-010A	
2000	84.04-93.09	SEF8T	DIE	RF	GWMZ-30A	8AG6-15-010A	
2000	84.04-93.09	SEF8T	DIE	RF		RF95-15-010C	
2000	03.12-05.03	SKF2L	DTB	RF		RF2A-15-100B	

# MAZDA

CAR NAME	C.C.	YEAR	MODEL	REMARK	ENGINE	GMB NO.	OEM NO.
BONGO BRAWNY FRIENDEE	2000	03.12-	SKF2L	DTB	RF		RF2A-15-100C
	2000	03.12-	SKF2L	DTB	RF		RF6C-15-010
	2000	03.12-	SKF2L	DTB	RF		RF6C-15-1H0
	2000	03.12-05.03	SKF2M	DTB	RF		RF2A-15-100B
	2000	03.12-	SKF2M	DTB	RF		RF2A-15-100C
	2000	03.12-	SKF2M	DTB	RF		RF6C-15-010
	2000	03.12-	SKF2M	DTB	RF		RF6C-15-1H0
	2000	03.12-05.03	SKF2T	DTB	RF		RF2A-15-100B
	2000	03.12-	SKF2T	DTB	RF		RF2A-15-100C
	2000	03.12-	SKF2T	DTB	RF		RF6C-15-010
	2000	03.12-	SKF2T	DTB	RF		RF6C-15-1H0
	2000	03.12-05.03	SKF2V	DTB	RF		RF2A-15-100B
	2000	03.12-	SKF2V	DTB	RF		RF2A-15-100C
	2000	03.12-	SKF2V	DTB	RF		RF6C-15-010
	2000	03.12-	SKF2V	DTB	RF		RF6C-15-1H0
	2000	04.11-05.03	SKF6M	DTB	RF		RF2A-15-100B
	2000	04.11-	SKF6M	DTB	RF		RF2A-15-100C
	2000	04.11-	SKF6M	DTB	RF		RF6C-15-010
	2000	04.11-	SKF6M	DTB	RF		RF6C-15-1H0
	2000	04.11-05.03	SKF6V	DTB	RF		RF2A-15-100B
	2000	04.11-	SKF6V	DTB	RF		RF2A-15-100C
	2000	04.11-	SKF6V	DTB	RF		RF6C-15-010
	2000	04.11-	SKF6V	DTB	RF		RF6C-15-1H0
	2000	04.11-05.03	SKFHM	DTB	RF		RF2A-15-100B
	2000	04.11-	SKFHM	DTB	RF		RF2A-15-100C
	2000	04.11-	SKFHM	DTB	RF		RF6C-15-010
	2000	04.11-	SKFHM	DTB	RF		RF6C-15-1H0
	2000	04.11-05.03	SKFHV	DTB	RF		RF2A-15-100B
	2000	04.11-	SKFHV	DTB	RF		RF2A-15-100C
	2000	04.11-	SKFHV	DTB	RF		RF6C-15-010
	2000	04.11-	SKFHV	DTB	RF		RF6C-15-1H0
	2000	83.05-90.03	SRF9W	DIE	RF	<b>GWMZ-30A</b>	8AG2-15-100B
	2000	83.05-90.03	SRF9W	DIE	RF		RF95-15-010C
	2000	90.03-95.09	SRF9W	DTB	RF	<b>GWMZ-30A</b>	8AG6-15-010A
	2000	90.03-95.09	SRF9W	DTB	RF		RF95-15-010C
	2000	89.01-99.05	SSF8R	DTB	RF	<b>GWMZ-30A</b>	8AG6-15-010A
	2000	89.01-99.05	SSF8R	DTB	RF		RF95-15-010C
	2000	83.09-95.09	SSF8V	DIE	RF	<b>GWMZ-30A</b>	8AG6-15-010A
	2000	83.09-95.09	SSF8V	DIE	RF		RF95-15-010C
	2000	83.09-93.08	SSF8W	DIE	RF	<b>GWMZ-30A</b>	8AG6-15-010A
	2000	83.09-93.08	SSF8W	DIE	RF		RF95-15-010C
	2000	87.08-99.05	SSF8W	DTB	RF	<b>GWMZ-30A</b>	8AG6-15-010A
	2000	87.08-99.05	SSF8W	DTB	RF		RF95-15-010C
	2200	87.09-99.06	SD29M	DIE	R2	<b>GWMZ-30A</b>	8AG2-15-100B
	2200	87.09-99.06	SD29M	DIE	R2		RF95-15-010C
	2200	83.12-99.06	SD29T	DIE	R2	<b>GWMZ-30A</b>	8AG2-15-100B
	2200	83.12-99.06	SD29T	DIE	R2		RF95-15-010C
	2200	90.08-99.06	SD2AM	DIE	R2	<b>GWMZ-30A</b>	8AG2-15-100B
	2200	90.08-99.06	SD2AM	DIE	R2		RF95-15-010C
	2200	83.12-99.06	SD2AT	DIE	R2	<b>GWMZ-30A</b>	8AG2-15-100B
2200	83.12-99.06	SD2AT	DIE	R2		RF95-15-010C	
2200	87.09-99.05	SE28M	DIE	R2	<b>GWMZ-30A</b>	8AG6-15-010A	
2200	87.09-99.05	SE28M	DIE	R2		RF95-15-010C	
2200	93.09-99.05	SE28T	DIE	R2	<b>GWMZ-30A</b>	8AG6-15-010A	
2200	93.09-99.05	SE28T	DIE	R2		RF95-15-010C	
2200	99.05-03.12	SK22L	DIE	R2	<b>GWMZ-30A</b>	8AG2-15-100B	
2200	02.08-03.12	SK22L	DIE	R2		R2S2-15-010B	
2200	02.08-03.12	SK22L	DIE	R2		R2S2-15-1H0A	
2200	99.05-03.12	SK22M	DIE	R2	<b>GWMZ-30A</b>	8AG2-15-100B	
2200	02.08-03.12	SK22M	DIE	R2		R2S2-15-010B	
2200	02.08-03.12	SK22M	DIE	R2		R2S2-15-1H0A	
2200	99.05-03.12	SK22T	DIE	R2	<b>GWMZ-30A</b>	8AG2-15-100B	
2200	02.08-03.12	SK22T	DIE	R2		R2S2-15-010B	

# MAZDA

CAR NAME	C.C.	YEAR	MODEL	REMARK	ENGINE	GMB NO.	OEM NO.	
<b>BONGO BRAUNY FRIENDEE</b>	2200	02.08-03.12	SK22T	DIE	R2		R2S2-15-1H0A	
	2200	99.05-03.12	SK22V	DIE	R2	<b>GWMZ-30A</b>	8AG2-15-100B	
	2200	02.08-03.12	SK22V	DIE	R2		R2S2-15-010B	
	2200	02.08-03.12	SK22V	DIE	R2		R2S2-15-1H0A	
	2200	99.06-00.10	SK24L	DIE	R2	<b>GWMZ-30A</b>	8AG2-15-100B	
	2200	99.06-00.10	SK24T	DIE	R2	<b>GWMZ-30A</b>	8AG2-15-100B	
	2200	99.06-00.10	SK26L	DIE	R2	<b>GWMZ-30A</b>	8AG2-15-100B	
	2200	99.06-00.10	SK26T	DIE	R2	<b>GWMZ-30A</b>	8AG2-15-100B	
	2200	83.05-97.05	SR29V	DIE	R2	<b>GWMZ-30A</b>	8AG6-15-010A	
	2200	83.05-97.05	SR29V	DIE	R2		RF95-15-010C	
	2200	87.09-97.05	SR2AM	DIE	R2	<b>GWMZ-30A</b>	8AG6-15-010A	
	2200	87.09-97.05	SR2AM	DIE	R2		RF95-15-010C	
	2200	83.05-97.05	SR2AV	DIE	R2	<b>GWMZ-30A</b>	8AG6-15-010A	
	2200	83.05-97.05	SR2AV	DIE	R2		RF95-15-010C	
	2200	96.09-99.05	SS28H	DIE	R2	<b>GWMZ-30A</b>	8AG2-15-100B	
	2200	96.09-99.05	SS28H	DIE	R2		RF95-15-010C	
	2200	87.09-99.05	SS28M	DIE	R2	<b>GWMZ-30A</b>	8AG6-15-010A	
	2200	87.09-99.05	SS28M	DIE	R2		RF95-15-010C	
	2200	86.11-90.02	SS28R	DIE	R2	<b>GWMZ-30A</b>	8AG6-15-010A	
	2200	86.11-90.02	SS28R	DIE	R2		RF95-15-010C	
	2200	93.08-99.05	SS28V	DIE	R2	<b>GWMZ-30A</b>	8AG6-15-010A	
	2200	93.08-99.05	SS28V	DIE	R2		RF95-15-010C	
	2200	79.09-83.12	BA2S8	DIE	S2	<b>GWMZ-28A</b>	1456-15-010	
	2200	79.09-83.12	BA2S8H	DIE	S2	<b>GWMZ-28A</b>	1456-15-010	
	2200	79.09-83.12	BA2S9	DIE	S2	<b>GWMZ-28A</b>	1456-15-010	
	2200	79.09-83.12	BA2S9H	DIE	S2	<b>GWMZ-28A</b>	1456-15-010	
	2200	86.11-87.08	SS28M	DIE	S2	<b>GWMZ-30A</b>	8AG6-15-010A	
	2200	86.11-87.08	SS28M	DIE	S2		RF95-15-010C	
	2500	95.05-97.11	SG5W	GAS	J5		8AS7-15-010A	
	2500	95.05-97.11	SG5W	GAS	J5		J503-15-010B	
	2500	97.11-02.08	SG5W	EGI	J5D		8AS7-15-010A	
	2500	97.11-02.08	SG5W	EGI	J5D		J503-15-010B	
	2500	97.04-99.06	SD59M	DIE	WL	<b>GWMZ-49A</b>	8ALA-15-100A	
	2500	97.04-99.06	SD59T	DIE	WL	<b>GWMZ-49A</b>	8ALA-15-100A	
	2500	97.04-99.06	SD5AM	DIE	WL	<b>GWMZ-49A</b>	8ALA-15-100A	
	2500	97.04-99.06	SD5AT	DIE	WL	<b>GWMZ-49A</b>	8ALA-15-100A	
	2500	95.05-97.11	SGL3	DIE	WL		WL01-15-100D	
	2500	95.05-97.11	SGL5	DIE	WL		WL01-15-100D	
	2500	95.05-97.11	SGLR	DIE	WL		WL01-15-100D	
	2500	95.05-97.11	SGLW	DIE	WL		WL01-15-100D	
	2500	99.06-00.10	SK54L	DIE	WL	<b>GWMZ-49A</b>	8ALA-15-100A	
	2500	99.06-00.10	SK54T	DIE	WL	<b>GWMZ-49A</b>	8ALA-15-100A	
	2500	99.06-04.11	SK54V	DIE	WL	<b>GWMZ-49A</b>	WL11-15-100E	
	2500	99.06-00.10	SK56L	DIE	WL	<b>GWMZ-49A</b>	8ALA-15-100A	
	2500	99.06-04.11	SK56M	DIE	WL	<b>GWMZ-49A</b>	WL11-15-100E	
	2500	99.06-00.10	SK56T	DIE	WL	<b>GWMZ-49A</b>	8ALA-15-100A	
	2500	99.06-04.11	SK56V	DIE	WL	<b>GWMZ-49A</b>	WL11-15-100E	
	2500	99.06-04.11	SK5HM	DIE	WL	<b>GWMZ-49A</b>	WL11-15-100E	
	2500	99.06-04.11	SK5HV	DIE	WL	<b>GWMZ-49A</b>	WL11-15-100E	
	2500	97.04-99.06	SR59V	DIE	WL	<b>GWMZ-49A</b>	8ALA-15-100A	
	2500	97.04-99.06	SR5AM	DIE	WL	<b>GWMZ-49A</b>	8ALA-15-100A	
	2500	97.04-99.06	SR5AV	DIE	WL	<b>GWMZ-49A</b>	8ALA-15-100A	
	2500	97.11-	SGL3	DTB	WLT		WL01-15-100D	
	2500	97.11-	SGL5	DTB	WLT		WL01-15-100D	
	2500	97.11-	SGLR	DTB	WLT		WL01-15-100D	
	2500	97.11-	SGLW	DTB	WLT		WL01-15-100D	
	3000	92.02-97.05	SRS9V	DIE	VS		VS01-15-100E	
	3000	92.02-97.05	SRS9V	DIE	VS		VS01-15-100E	
	<b>CAPELLA LUCE COSMO</b>	1146	74.02-77.03	SB12S	AP	12A	<b>GWMZ-18A</b>	3648-15-130
		1500	70.09-73.11	SU2A		UB	<b>GWMZ-02A</b>	0305-15-010
		1600	87.07-91.10	GD6P	GAS	B6	<b>GWMZ-31A</b>	8AB4-15-010A
		1600	87.07-91.10	GD6P	GAS	B6		B630-15-010D

# MAZDA

CAR NAME	C.C.	YEAR	MODEL	REMARK	ENGINE	GMB NO.	OEM NO.
CAPELLA LUCE COSMO	1600	88.01-99.04	GV6V	GAS	B6	<b>GWMZ-31A</b>	8AB4-15-010A
	1600	88.01-99.04	GV6V	GAS	B6		B630-15-010D
	1600	85.02-87.03	GC6P	GAS	F6	<b>GWMZ-29A</b>	8AG1-15-010B
	1600	82.09-85.04	GC6P	GAS	F6	<b>GWMZ-25A</b>	F801-15-010D
	1600	82.09-87.03	GC6P	GAS	F6		FE79-15-010J
	1600	78.09-80.08	CB2NS	AP	NA	<b>GWMZ-02A</b>	0305-15-010E
	1600	70.03-74.01	SNA		NA	<b>GWMZ-02A</b>	0305-15-010
	1600	76.01-77.11	SNA	AP	NA		0459-15-010C
	1800	85.04-87.07	GC8J	GAS	F8	<b>GWMZ-29A</b>	8AG1-15-010B
	1800	82.09-87.07	GC8J	GAS	F8		FE79-15-010J
	1800	85.04-87.07	GC8J	LPG	F8	<b>GWMZ-29A</b>	8AG1-15-010B
	1800	82.09-85.04	GC8J	LPG	F8	<b>GWMZ-25A</b>	F801-15-010D
	1800	85.04-87.07	GC8J	LPG	F8		FE79-15-010J
	1800	85.02-87.03	GC8P	EGI	F8	<b>GWMZ-29A</b>	8AG1-15-010B
	1800	85.02-87.03	GC8P	EGI	F8		FE79-15-010J
	1800	82.09-85.04	GC8P	GAS	F8	<b>GWMZ-25A</b>	F801-15-010D
	1800	82.09-85.04	GC8P	GAS	F8		FE79-15-010J
	1800	89.04-91.10	GD8A	EGI	F8	<b>GWMZ-56A</b>	8AG2-15-010C
	1800	88.02-89.06	GD8A	EGI	F8	<b>GWMZ-32A</b>	8AK1-15-010A
	1800	88.02-91.10	GD8B	EGI	F8	<b>GWMZ-56A</b>	8AG2-15-010C
	1800	88.02-89.06	GD8B	EGI	F8	<b>GWMZ-32A</b>	8AK1-15-010A
	1800	87.07-92.01	GD8J	GAS	F8	<b>GWMZ-32A</b>	8AK1-15-010A
	1800	87.07-92.01	GD8J	LPG	F8		8AG5-15-010
	1800	89.05-92.01	GD8J	LPG	F8		8AG5-15-010B
	1800	89.04-91.10	GD8P	EGI	F8	<b>GWMZ-56A</b>	8AG2-15-010C
	1800	87.05-89.06	GD8P	EGI	F8	<b>GWMZ-32A</b>	8AK1-15-010A
	1800	87.05-91.10	GD8P	GAS	F8	<b>GWMZ-32A</b>	8AK1-15-010A
	1800	89.04-91.10	GD8R	EGI	F8	<b>GWMZ-56A</b>	8AG2-15-010C
	1800	89.04-91.10	GD8S	EGI	F8	<b>GWMZ-56A</b>	8AG2-15-010C
	1800	87.05-89.06	GD8S	EGI	F8	<b>GWMZ-32A</b>	8AK1-15-010A
	1800	87.07-92.01	GD8Y	LPG	F8		8AG5-15-010
	1800	89.05-92.01	GD8Y	LPG	F8		8AG5-15-010B
	1800	92.08-97.10	GV8W	EGI	F8	<b>GWMZ-56A</b>	8AG2-15-010C
	1800	89.06-92.07	GV8W	EGI	F8	<b>GWMZ-50A</b>	8AGA-15-010
	1800	88.01-92.07	GV8W	EGI	F8	<b>GWMZ-32A</b>	8AK1-15-010A
	1800	94.07-97.06	CG2PP	EGI	FP	<b>GWMZ-69A</b>	FP01-15-010G
	1800	97.06-02.03	GF8P	EGI	FP	<b>GWMZ-69A</b>	FP01-15-010G
	1800	99.09-02.03	GF8P	LPG	FP	<b>GWMZ-69A</b>	FP01-15-010G
	1800	97.10-99.10	GW8W	EGI	FP	<b>GWMZ-69A</b>	FP01-15-010G
	1800	99.09-02.03	GF8P	EGI	FPDE	<b>GWMZ-69A</b>	FP01-15-010G
	1800	99.09-02.05	GW8W	EGI	FPDE	<b>GWMZ-69A</b>	FP01-15-010G
	1800	74.02-75.10	CB1VS	AP	VC		0459-15-010
	1800	75.10-77.02	CB1VS	AP	VC		0459-15-010C
	1800	78.10-82.09	CB2VS	AP	VC	<b>GWMZ-02A</b>	0305-15-010E
	1800	74.02-75.06	SV2A		VC	<b>GWMZ-02A</b>	0305-15-010
	2000	82.09-85.04	GCEP	EGI	FE	<b>GWMZ-25A</b>	F801-15-010D
	2000	82.09-85.04	GCEP	EGI	FE		FE79-15-010J
	2000	85.02-87.03	GCEP	TBO	FE	<b>GWMZ-29A</b>	8AG1-15-010B
	2000	82.09-85.04	GCEP	TBO	FE	<b>GWMZ-25A</b>	F801-15-010D
	2000	82.09-87.03	GCEP	TBO	FE		FE79-15-010J
	2000	87.05-91.10	GDEA	EGI	FE	<b>GWMZ-56A</b>	8AG2-15-010C
	2000	88.02-91.10	GDEB	EGI	FE	<b>GWMZ-56A</b>	8AG2-15-010C
	2000	87.05-91.10	GDEP	EGI	FE	<b>GWMZ-56A</b>	8AG2-15-010C
2000	87.07-91.10	GDER	EGI	FE	<b>GWMZ-56A</b>	8AG2-15-010C	
2000	87.05-91.10	GDES	EGI	FE	<b>GWMZ-56A</b>	8AG2-15-010C	
2000	92.08-97.10	GVER	EGI	FE	<b>GWMZ-56A</b>	8AG2-15-010C	
2000	90.08-92.07	GVER	GAS	FE	<b>GWMZ-56A</b>	8AG2-15-010C	
2000	96.06-97.10	GVEW	EGI	FE	<b>GWMZ-56A</b>	8AG2-15-010C	
2000	94.10-97.10	GVER	EGI	FE-M	<b>GWMZ-56A</b>	8AG2-15-010C	
2000	94.10-97.10	GVER	EGI	FE-N	<b>GWMZ-56A</b>	8AG2-15-010C	
2000	94.07-97.06	CG2SP	EGI	FS		FS01-15-010F	
2000	94.07-97.06	CG2SR	EGI	FS		FS01-15-010F	
2000	97.06-99.10	GFEP	EGI	FS		FS01-15-010F	



# MAZDA

CAR NAME	C.C.	YEAR	MODEL	REMARK	ENGINE	GMB NO.	OEM NO.
CAPELLA LUCE COSMO	2000	97.06-99.10	GFER	EGI	FS		FS01-15-010F
	2000	97.10-99.10	GWER	EGI	FS		FS01-15-010F
	2000	97.10-99.10	GWEW	EGI	FS		FS01-15-010F
	2000	99.09-02.03	GFER	EGI	FSDE		FS01-15-010F
	2000	99.09-02.05	GWER	EGI	FSDE		FS01-15-010F
	2000	99.09-02.03	GFEP	EGI	FSZE		FS01-15-010F
	2000	99.09-02.05	GWER	EGI	FSZE		FS01-15-010F
	2000	99.09-02.05	GWEW	EGI	FSZE		FS01-15-010F
	2000	79.03-82.07	CB2MS	AP	MA	<b>GWMZ-10A</b>	0381-15-010A
	2000	82.09-87.07	GCFJ	DIE	RF	<b>GWMZ-30A</b>	8AG6-15-010A
	2000	82.09-87.03	GCFP	DIE	RF	<b>GWMZ-30A</b>	8AG6-15-010A
	2000	87.07-92.01	GDFJ	DIE	RF	<b>GWMZ-50A</b>	8AGA-15-010
	2000	89.04-91.10	GDFP	DIE	RF	<b>GWMZ-50A</b>	8AGA-15-010
	2000	87.07-91.10	GDFP	DSC	RF	<b>GWMZ-50A</b>	8AGA-15-010
	2000	98.06-99.10	GFFP	DTB	RF		RF2A-15-100B
	2000	98.06-99.10	GFFP	DTB	RF		RF2A-15-100C
	2000	94.10-97.10	GVFR	DIE	RF	<b>GWMZ-50A</b>	8AGA-15-010
	2000	92.08-94.10	GVFR	DSC	RF		8AG3-15-100
	2000	92.08-94.10	GVFR	DSC	RF	<b>GWMZ-50A</b>	8AGA-15-010
	2000	92.08-94.10	GVFR	DSC	RF		RFG1-15-100
	2000	92.08-99.04	GVFV	DIE	RF		8AG3-15-100
	2000	88.01-99.04	GVFV	DIE	RF	<b>GWMZ-50A</b>	8AGA-15-010
	2000	92.08-99.04	GVFV	DIE	RF		RFG1-15-100
	2000	94.10-97.10	GVFW	DIE	RF	<b>GWMZ-50A</b>	8AGA-15-010
	2000	92.08-94.10	GVFW	DSC	RF		8AG3-15-100
	2000	89.05-94.10	GVFW	DSC	RF	<b>GWMZ-50A</b>	8AGA-15-010
	2000	92.08-94.10	GVFW	DSC	RF		RFG1-15-100
	2000	98.07-99.10	GWFW	DTB	RF		RF2A-15-100B
	2000	98.07-99.10	GWFW	DTB	RF		RF2A-15-100C
	2500	97.10-99.10	GW5R	EGI	KL	<b>GWMZ-43A</b>	8AK2-15-010
	2500	97.10-99.10	GW5R	EGI	KL		KL47-15-010C
	2500	99.09-02.05	GW5R	EGI	KLZE	<b>GWMZ-43A</b>	8AK2-15-010
2500	99.09-02.05	GW5R	EGI	KLZE		KL47-15-010C	
---	77.01-82.12	---	---	EXPORT	---	<b>GWMZ-34A</b>	0290-15-010A
CAROL	550	89.10-90.02	AA5PA	GAS	F5B		AY01-15-010A
	550	89.10-90.02	AA5RA	GAS	F5B		AY01-15-010A
	660	90.02-95.10	AA6PA	GAS	F6A	<b>GWS-19A</b>	AZ12-15-010A
	660	91.01-95.10	AA6PA	TBO	F6A	<b>GWS-19A</b>	AZ12-15-010A
	660	91.03-95.10	AA6RA	EPI	F6A	<b>GWS-19A</b>	AZ12-15-010A
	660	90.02-95.10	AA6RA	GAS	F6A	<b>GWS-19A</b>	AZ12-15-010A
	660	95.10-98.09	AC6P	GAS	F6A	<b>GWS-19A</b>	AZ12-15-010A
	660	95.10-98.09	AC6P	TBO	F6A	<b>GWS-19A</b>	AZ12-15-010A
	660	95.10-98.09	AC6R	EPI	F6A	<b>GWS-19A</b>	AZ12-15-010A
	660	95.10-98.09	AC6R	GAS	F6A	<b>GWS-19A</b>	AZ12-15-010A
	660	98.10-99.10	HB12S	EPI	F6A	<b>GWMZ-65A</b>	1A00-15-010
	660	99.10-00.11	HB12S	EPI	F6A	<b>GWMZ-66A</b>	1A04-15-010
	660	98.10-99.10	HB22S	EPI	K6A	<b>GWMZ-59A*</b>	1A01-15-010A
	660	98.10-00.12	HB22S	EPI	K6A	<b>GWMZ-60A*</b>	1A05-15-010A
	660	00.12-02.04	HB22S	EPI	K6A	<b>GWMZ-61A*</b>	1A12-15-010B
	660	00.12-04.04	HB23S	EPI	K6A	<b>GWMZ-61A*</b>	1A12-15-010B
660	04.09-	HB24S		K6A	<b>GWMZ-67AH</b>	1A14-15-010B	
CLEF	2000	92.04-94.07	GESRA	EGI	FS		FS01-15-010F
	2000	92.04-94.07	GEEPA	EGI	KF	<b>GWMZ-42A</b>	8AE2-15-010
	2500	92.04-94.07	GE5PA	EGI	KL	<b>GWMZ-42A</b>	8AE2-15-010
COSMO	1146	75.10-78.01	CD22C	AP	12A	<b>GWMZ-18A</b>	3648-15-130D
	1146	81.08-90.05	HBSN2	GAS	12A	<b>GWMZ-18A</b>	N225-15-010I
	1146	81.08-90.05	HBSN2	GAS	12A		N235-15-010F
	1146	81.08-90.05	HBSN2	TBO	12A		N236-15-010J
	1308	75.10-81.08	CD23C	AP	13B	<b>GWMZ-18A</b>	3648-15-130D
	1308	83.09-90.05	HB3S	GAS	13B		N236-15-010J

# MAZDA

CAR NAME	C.C.	YEAR	MODEL	REMARK	ENGINE	GMB NO.	OEM NO.
<b>COSMO</b>	1308	90.03-94.02	JC3SE	TBO	13B		8AJ2-15-010A
	1308	94.03-95.10	JC3S	TBO	13B		8AJ2-15-010A
	1308	94.03-95.10	JC3S	TBO	13B		8AJ2-15-100A
	1800	77.03-79.12	CD2VC	AP	VC	<b>GWMZ-02A</b>	0305-15-010E
	1800	76.01-78.12	CD2VC	AP	VC		0459-15-010C
	1800	81.08-83.10	HBPH8	GAS	VC	<b>GWMZ-02A</b>	0305-15-010E
	1962	90.03-94.02	JCESE	TBO	20B		8AJ1-15-010
	1962	94.02-95.10	JCES	TBO	20B		8AJ1-15-010
	1962	94.02-95.10	JCES	TBO	20B		8AJ1-15-010B
	1962	94.02-95.10	JCES	TBO	20B		8AJ1-15-100A
	1962	94.02-95.10	JCES	TBO	20B		NF01-15-010D
	1962	94.02-95.10	JCES	TBO	20B		NF01-15-100
	2000	83.09-90.05	HBEP	GAS	FE	<b>GWMZ-29A</b>	8AG1-15-010B
	2000	83.09-90.05	HBEP	GAS	FE	<b>GWMZ-25A</b>	F801-15-010D
	2000	83.09-90.05	HBEP	GAS	FE		FE79-15-010J
	2000	83.09-90.05	HBES	EGI	FE	<b>GWMZ-29A</b>	8AG1-15-010B
	2000	83.09-90.05	HBES	EGI	FE	<b>GWMZ-25A</b>	F801-15-010D
	2000	83.09-90.05	HBES	EGI	FE		FE79-15-010J
	2000	77.03-81.03	CD3MC	AP	MA	<b>GWMZ-10A</b>	0381-15-010A
	2000	81.08-83.10	HBPHE	GAS	MA	<b>GWMZ-02A</b>	0305-15-010E
2000	81.08-83.10	HBPHE	GAS	MA	<b>GWMZ-10A</b>	0381-15-010B	
2000	81.08-83.10	HBSHE	EGI	MA	<b>GWMZ-10A</b>	0381-15-010B	
2200	81.08-90.05	HBPS2	DIE	S2		S210-15-010C	
<b>CRAFT</b>	1500	65.06-71.07	DUC9		UA		0183-15-010
	1500	71.07-77.06	DUC9		UA	<b>GWMZ-14A</b>	0552-15-010G
<b>CRONOS</b>	1800	91.09-94.07	GE8P	EGI	K8	<b>GWMZ-42A</b>	8AE2-15-010
	1800	91.09-94.07	GE8P	EGI	K8	<b>GWMZ-43A</b>	8AK2-15-010
	1800	91.09-94.07	GE8P	EGI	K8		KL47-15-010C
	2000	91.11-94.07	GESR	EGI	FS		FS01-15-010F
	2000	94.09-96.04	GESR	GAS	FS		FS01-15-010F
	2000	91.09-94.07	GEEP	EGI	KF	<b>GWMZ-42A</b>	8AE2-15-010
	2000	91.09-94.07	GEEP	EGI	KF	<b>GWMZ-43A</b>	8AK2-15-010
	2000	91.09-94.07	GEEP	EGI	KF		KL47-15-010C
	2000	94.09-96.04	GEEP	GAS	KF	<b>GWMZ-43A</b>	8AK2-15-010
	2000	94.09-96.04	GEEP	GAS	KF		KL47-15-010C
	2000	92.04-96.04	GEFP	DIE	RF	<b>GWMZ-50A</b>	8AGA-15-010
	2500	92.04-94.07	GE5P	EGI	KL	<b>GWMZ-42A</b>	8AE2-15-010
	2500	92.04-94.07	GE5P	EGI	KL	<b>GWMZ-43A</b>	8AK2-15-010
	2500	92.04-94.07	GE5P	EGI	KL		KL47-15-010C
	2500	94.09-96.04	GE5P	GAS	KL	<b>GWMZ-43A</b>	8AK2-15-010
2500	94.09-96.04	GE5P	GAS	KL		KL47-15-010C	
<b>CUSTUM CAB</b>	2000	89.05-92.06	HBEP	LPG	FE		8AH5-15-010A
	2000	92.06-96.01	HBEP	LPG	FE		8AH8-15-010
<b>DEMIO</b>	1300	96.07-98.09	DW3W	EGI	B3	<b>GWMZ-31A</b>	8AD2-15-010A
	1300	96.07-00.04	DW3W	EGI	B3		B3C7-15-010A
	1300	99.11-02.07	DW3W	EGI	B3E		B3C7-15-010A
	1300	03.11-04.04	DY3R	EGI	ZJVE	<b>GWMZ-57A</b>	ZJ01-15-010A
	1300	02.06-04.04	DY3W	EGI	ZJVE	<b>GWMZ-57A</b>	ZJ01-15-010A
	1500	96.07-98.09	DW5W	EGI	B5	<b>GWMZ-31A</b>	8AD2-15-010A
	1500	96.07-00.04	DW5W	EGI	B5		B3C7-15-010A
	1500	99.11-02.07	DW5W	EGI	B5E		B3C7-15-010A
	1500	03.11-04.04	DY5R	EGI	ZYVE	<b>GWMZ-57A</b>	ZJ01-15-010A
1500	02.06-04.04	DY5W	EGI	ZYVE	<b>GWMZ-57A</b>	ZJ01-15-010A	
<b>E-2000/2300/2500</b>	D2500	66.02-71.05	EXA12		XA	<b>GWMZ-13A</b>	0750-15-010
	D2500	66.02-71.05	EXA32		XA	<b>GWMZ-13A</b>	0750-15-010
	D2500	66.02-71.05	EXA35		XA	<b>GWMZ-13A</b>	0750-15-010
<b>ECONO VAN TAIWAN</b>	1500	-	---	EXPORT	---	<b>GWMZ-24A</b>	3299-15-010

# MAZDA

CAR NAME	C.C.	YEAR	MODEL	REMARK	ENGINE	GMB NO.	OEM NO.
ETUDE	1500	88.02-90.08	BFSP	GAS	B5	GWMZ-31A	8AB4-15-010A
	1500	88.02-90.08	BFSP	GAS	B5		B630-15-010D
	1600	87.01-90.08	BFMP	EGI	B6	GWMZ-35A	8AB8-15-010
	1600	87.01-90.08	BFMP	EGI	B6		B660-15-010E
EUNOS 100	1500	89.10-94.06	BG5PE	EGI	B5	GWMZ-35A	8AB8-15-010
	1500	89.10-94.06	BG5PE	EGI	B5		B660-15-010E
	1800	89.10-94.06	BG8PE	EGI	BP	GWMZ-35A	8AB8-15-010
	1800	89.10-94.06	BG8PE	EGI	BP		B660-15-010E
EUNOS 300(PERSONA)	1800	89.11-92.01	MA8PE	EGI	F8	GWMZ-56A	8AG2-15-010C
	2000	89.11-92.01	MAEPE	EGI	FE	GWMZ-56A	8AG2-15-010C
EUNOS 500	1800	94.02-96.01	CAPP	GAS	FP	GWMZ-69A	FP01-15-010G
	1800	91.12-94.02	CA8PE	EGI	K8	GWMZ-42A	8AE2-15-010
	1800	91.12-94.02	CA8PE	EGI	K8	GWMZ-43A	8AK2-15-010
	1800	91.12-94.02	CA8PE	EGI	K8		KL47-15-010C
	1800	94.02-96.01	CA8P	GAS	K8	GWMZ-43A	8AK2-15-010
	1800	94.02-96.01	CA8P	GAS	K8		KL47-15-010C
	2000	91.12-94.02	CAEPE	EGI	KF	GWMZ-42A	8AE2-15-010
	2000	91.12-94.02	CAEPE	EGI	KF	GWMZ-43A	8AK2-15-010
	2000	91.12-94.02	CAEPE	EGI	KF		KL47-15-010C
	2000	94.02-96.01	CAEP	GAS	KF	GWMZ-43A	8AK2-15-010
	2000	94.02-96.01	CAEP	GAS	KF		KL47-15-010C
EUNOS 800	2000	98.06-00.07	TAFP	EGI	KF	GWMZ-43A	8AK2-15-010
	2000	00.06-02.10	TAFP	EGI	KFZE	GWMZ-43A	8AK2-15-010
	2300	97.07-00.07	TA3A	EGI	KJ		KJ01-15-010H
	2300	96.04-97.07	TA3A	GAS	KJ		8AK3-15-010B
	2300	96.04-97.07	TA3A	GAS	KJ		KJ01-15-010H
	2300	93.08-96.05	TA3A	SPC	KJ		8AK3-15-010B
	2300	93.08-96.05	TA3A	SPC	KJ		KJ01-15-010H
	2300	97.07-00.07	TA3P	EGI	KJ		KJ01-15-010H
	2300	96.04-97.07	TA3P	GAS	KJ		8AK3-15-010B
	2300	96.04-97.07	TA3P	GAS	KJ		KJ01-15-010H
	2300	93.08-96.05	TA3P	SPC	KJ		8AK3-15-010B
	2300	93.08-96.05	TA3P	SPC	KJ		KJ01-15-010H
	2300	93.08-96.05	TA3Y	SPC	KJ		8AK3-15-010B
	2300	93.08-96.05	TA3Y	SPC	KJ		KJ01-15-010H
	2300	93.08-96.05	TA3Z	SPC	KJ		8AK3-15-010B
	2300	93.08-96.05	TA3Z	SPC	KJ		KJ01-15-010H
	2500	93.08-98.07	TA5A	EGI	KL	GWMZ-43A	8AK2-15-010
	2500	93.08-96.05	TA5A	EGI	KL		KL47-15-010C
	2500	96.04-97.07	TA5A	GAS	KL	GWMZ-43A	8AK2-15-010
	2500	96.04-97.07	TA5A	GAS	KL		KL47-15-010C
	2500	93.08-00.07	TA5P	EGI	KL	GWMZ-43A	8AK2-15-010
	2500	93.08-96.05	TA5P	EGI	KL		KL47-15-010C
	2500	96.04-97.07	TA5P	GAS	KL	GWMZ-43A	8AK2-15-010
	2500	96.04-97.07	TA5P	GAS	KL		KL47-15-010C
	2500	93.08-96.05	TA5Y	EGI	KL	GWMZ-43A	8AK2-15-010
	2500	93.08-96.05	TA5Y	EGI	KL		KL47-15-010C
2500	93.08-96.05	TA5Z	EGI	KL	GWMZ-43A	8AK2-15-010	
2500	93.08-96.05	TA5Z	EGI	KL		KL47-15-010C	
2500	00.06-03.08	TA5P	EGI	KLZE	GWMZ-43A	8AK2-15-010	
EUNOS PRESSO	1500	91.06-98.01	EC5SA	GAS	B5		8AE1-15-010
	1500	93.09-98.01	EC5S	GAS	B5		8AE1-15-010
	1500	93.09-98.01	EC5S	GAS	B5		B587-15-010A
	1800	91.04-93.10	EC8SE	EGI	K8	GWMZ-42A	8AE2-15-010
	1800	91.04-93.10	EC8SE	EGI	K8	GWMZ-43A	8AK2-15-010
	1800	91.04-93.10	EC8SE	EGI	K8		KL47-15-010C
	1800	93.09-98.01	EC8S	EGI	K8	GWMZ-43A	8AK2-15-010
	1800	93.09-98.01	EC8S	EGI	K8		KL47-15-010C

# MAZDA

CAR NAME	C.C.	YEAR	MODEL	REMARK	ENGINE	GMB NO.	OEM NO.
<b>EUNOS PRESSO</b>	1800	93.09-98.01	ECPSA	EGI	K8	<b>GWMZ-43A</b>	8AK2-15-010
<b>FAMILIA</b>	1300	87.02-89.02	BFTP	GAS	B3		B630-15-010D
	1300	89.02-91.01	BG3P	GAS	B3	<b>GWMZ-31A</b>	8AB7-15-010
	1300	89.02-91.01	BG3P	GAS	B3		B630-15-010D
	1300	90.11-96.01	BG3P	SPI	B3	<b>GWMZ-31A</b>	8AB7-15-010
	1300	90.11-96.01	BG3P	SPI	B3		B630-15-010D
	1300	89.02-91.01	BG3S	GAS	B3	<b>GWMZ-31A</b>	8AB7-15-010
	1300	89.02-91.01	BG3S	GAS	B3		B630-15-010D
	1300	90.11-96.01	BG3S	SPI	B3	<b>GWMZ-31A</b>	8AB7-15-010
	1300	90.11-96.01	BG3S	SPI	B3		B630-15-010D
	1300	96.08-98.04	BHA3P	GAS	B3	<b>GWMZ-31A</b>	8AD2-15-010A
	1300	96.08-98.04	BHA3P	GAS	B3		B3C7-15-010A
	1300	96.08-99.05	BHA3S	GAS	B3	<b>GWMZ-31A</b>	8AD2-15-010A
	1300	96.08-99.05	BHA3S	GAS	B3		B3C7-15-010A
	1300	98.04-00.10	BJ3P	EGI	B3		B3C7-15-010A
	1300	00.10-02.08	BJ3P	EGI	B3ME	<b>GWMZ-31A</b>	8AD2-15-010A
	1300	00.10-05.03	BJ3P	EGI	B3ME		B3C7-15-010A
	1300	85.01-87.02	BF3P	GAS	E3		8ABT-15-010A
	1300	85.01-87.02	BF3P	GAS	E3	<b>GWMZ-21A</b>	E301-15-010D
	1300	85.11-94.08	BF3V	GAS	E3		8ABT-15-010A
	1300	85.11-87.04	BF3V	GAS	E3	<b>GWMZ-21A</b>	E301-15-010D
	1300	89.10-94.08	BW3W	GAS	E3		8ABT-15-010A
	1300	97.05-99.04	BVY10	EGI	GA13	<b>GWN-42A</b>	1N06-15-010
	1300	97.05-99.04	BVY10	EGI	GA13		1N21-15-010
	1300	94.08-97.05	BVY10	GAS	GA13	<b>GWN-42A</b>	1N06-15-010
	1300	94.08-97.05	BVY10	GAS	GA13		1N21-15-010
	1300	99.05-04.05	BVY11	EGI	QG13DE		1N18-15-010
	1500	87.02-89.02	BFSP	GAS	B5		B630-15-010D
	1500	87.01-89.02	BFSR	GAS	B5		B630-15-010D
	1500	89.02-94.04	BG5P	EGI	B5	<b>GWMZ-35A</b>	8AB8-15-010
	1500	89.02-94.04	BG5P	EGI	B5		B660-15-010E
	1500	89.02-91.01	BG5P	GAS	B5	<b>GWMZ-31A</b>	8AB7-15-010
	1500	89.02-91.01	BG5P	GAS	B5		B630-15-010D
	1500	90.12-94.04	BG5P	SPI	B5	<b>GWMZ-31A</b>	8AB7-15-010
	1500	90.12-94.04	BG5P	SPI	B5		B630-15-010D
	1500	89.02-94.04	BG5S	EGI	B5	<b>GWMZ-35A</b>	8AB8-15-010
	1500	89.02-94.04	BG5S	EGI	B5		B660-15-010E
	1500	89.02-91.01	BG5S	GAS	B5	<b>GWMZ-31A</b>	8AB7-15-010
	1500	89.02-91.01	BG5S	GAS	B5		B630-15-010D
	1500	90.11-94.04	BG5S	SPI	B5	<b>GWMZ-31A</b>	8AB7-15-010
	1500	90.11-94.04	BG5S	SPI	B5		B630-15-010D
	1500	94.05-95.07	BHA5P	EGI	B5		B6BF-15-010F
	1500	95.06-96.10	BHA5P	GAS	B5		8ABC-15-010
	1500	95.06-96.10	BHA5P	GAS	B5		B6BF-15-010F
	1500	95.06-96.10	BHA5P	GAS	B5	<b>GWMZ-55A</b>	ZL01-15-010A
	1500	94.05-95.07	BHA5S	EGI	B5		B6BF-15-010F
	1500	95.06-96.10	BHA5S	GAS	B5		8ABC-15-010
	1500	95.06-96.10	BHA5S	GAS	B5		B6BF-15-010F
	1500	95.06-96.10	BHA5S	GAS	B5	<b>GWMZ-55A</b>	ZL01-15-010A
	1500	85.01-87.02	BF5P	EGI	E5		8ABT-15-010A
	1500	85.01-87.02	BF5P	EGI	E5	<b>GWMZ-21A</b>	E301-15-010D
1500	85.06-87.02	BF5P	GAS	E5		8ABT-15-010A	
1500	85.06-87.02	BF5P	GAS	E5	<b>GWMZ-21A</b>	E301-15-010D	
1500	85.01-87.02	BF5P	TBO	E5	<b>GWMZ-21A</b>	E5B6-15-010B	
1500	85.10-87.02	BF5R	GAS	E5		8ABT-15-010A	
1500	85.10-87.02	BF5R	GAS	E5	<b>GWMZ-21A</b>	E301-15-010D	
1500	86.01-87.01	BF5S	TBO	E5	<b>GWMZ-21A</b>	E5B6-15-010B	
1500	85.11-94.08	BF5V	GAS	E5		8ABT-15-010A	
1500	85.11-87.04	BF5V	GAS	E5	<b>GWMZ-21A</b>	E301-15-010D	
1500	85.11-87.04	BF5W	EGI	E5		8ABT-15-010A	
1500	85.11-87.04	BF5W	EGI	E5	<b>GWMZ-21A</b>	E301-15-010D	
1500	89.10-94.08	BW5W	GAS	E5		8ABT-15-010A	

# MAZDA

CAR NAME	C.C.	YEAR	MODEL	REMARK	ENGINE	GMB NO.	OEM NO.
FAMILIA	1500	94.08-97.05	BMV FY10	GAS	GA15	GWN-42A	1N06-15-010
	1500	94.08-97.05	BMV FY10	GAS	GA15		1N21-15-010
	1500	97.05-99.04	BV FNY10	EGI	GA15	GWN-42A	1N06-15-010
	1500	97.05-99.04	BV FNY10	EGI	GA15		1N21-15-010
	1500	94.08-97.05	BV FNY10	GAS	GA15	GWN-42A	1N06-15-010
	1500	94.08-97.05	BV FNY10	GAS	GA15		1N21-15-010
	1500	97.05-99.04	BV FY10	EGI	GA15	GWN-42A	1N06-15-010
	1500	97.05-99.04	BV FY10	EGI	GA15		1N21-15-010
	1500	94.08-97.05	BV FY10	GAS	GA15	GWN-42A	1N06-15-010
	1500	94.08-97.05	BV FY10	GAS	GA15		1N21-15-010
	1500	96.05-99.04	BW FNY10	EGI	GA15	GWN-42A	1N06-15-010
	1500	96.05-99.04	BW FNY10	EGI	GA15		1N21-15-010
	1500	94.08-96.09	BW FNY10	GAS	GA15	GWN-42A	1N06-15-010
	1500	94.08-96.09	BW FNY10	GAS	GA15		1N21-15-010
	1500	96.05-99.04	BW FY10	EGI	GA15	GWN-42A	1N06-15-010
	1500	96.05-99.04	BW FY10	EGI	GA15		1N21-15-010
	1500	94.08-96.09	BW FY10	GAS	GA15	GWN-42A	1N06-15-010
	1500	94.08-96.09	BW FY10	GAS	GA15		1N21-15-010
	1500	99.05-04.05	BV FY11	EGI	QG15DE		1N18-15-010
	1500	99.05-99.12	BW FY11	EGI	QG15DE		1N18-15-010
	1500	94.05-95.07	BHALP	EGI	Z5		B6BF-15-010F
	1500	95.06-98.09	BHALP	GAS	Z5		8ABC-15-010
	1500	94.03-95.07	BHALP	GAS	Z5		B6BF-15-010F
	1500	94.03-99.05	BHALP	GAS	Z5	GWMZ-55A	ZL01-15-010A
	1500	97.07-99.05	BHALP	LPG	Z5	GWMZ-55A	ZL01-15-010A
	1500	94.05-95.07	BHALS	EGI	Z5		B6BF-15-010F
	1500	95.06-99.05	BHALS	GAS	Z5		8ABC-15-010
	1500	95.06-99.05	BHALS	GAS	Z5	GWMZ-55A	ZL01-15-010A
	1500	98.04-00.10	BJ5P	EGI	ZL	GWMZ-55A	ZL01-15-010A
	1500	98.04-00.10	BJ5W	EGI	ZL	GWMZ-55A	ZL01-15-010A
	1500	02.03-	BJ5P	EFI	ZLDE	GWMZ-55A	ZL01-15-010A
	1500	00.10-05.03	BJ5P	EGI	ZLDE	GWMZ-55A	ZL01-15-010A
	1500	00.10-05.03	BJ5W	EGI	ZLDE	GWMZ-55A	ZL01-15-010A
	1500	00.10-02.09	BJ5P	EGI	ZLVE	GWMZ-55A	ZL01-15-010A
	1500	00.10-05.03	BJ5W	EGI	ZLVE	GWMZ-55A	ZL01-15-010A
	1600	89.10-94.08	BF6M	GAS	B6	GWMZ-31A	8AB7-15-010
	1600	89.10-94.08	BF6M	GAS	B6		B630-15-010D
	1600	86.12-89.02	BFMP	EGI	B6		B630-15-010D
	1600	85.10-89.02	BFMP	EGI	B6		B660-15-010E
	1600	87.01-89.02	BFMR	EGI	B6		B630-15-010D
	1600	85.10-89.02	BFMR	TBO	B6		B660-15-010E
	1600	87.01-89.02	BFMS	EGI	B6		B660-15-010E
	1600	89.02-91.01	BG6P	EGI	B6	GWMZ-35A	8AB8-15-010
	1600	89.02-91.01	BG6P	EGI	B6		B660-15-010E
	1600	89.08-96.01	BG6R	GAS	B6	GWMZ-31A	8AB7-15-010
	1600	89.08-96.01	BG6R	GAS	B6		B630-15-010D
	1600	89.02-91.01	BG6S	EGI	B6	GWMZ-35A	8AB8-15-010
	1600	89.02-91.01	BG6S	EGI	B6		B660-15-010E
	1600	89.08-94.03	BG6Z	GAS	B6	GWMZ-31A	8AB7-15-010
	1600	89.08-94.03	BG6Z	GAS	B6		B630-15-010D
1600	94.09-95.07	BHA6R	EGI	B6		B6BF-15-010F	
1600	95.06-98.05	BHA6R	GAS	B6		B6BF-15-010F	
1600	87.04-94.08	BW MR	EGI	B6	GWMZ-31A	8AB7-15-010	
1600	87.04-94.08	BW MR	EGI	B6		B630-15-010D	
1700	94.09-99.05	BHA7P	DIE	4EE1		Y701-15-010A	
1700	94.09-98.05	BHA7R	DIE	4EE1		Y701-15-010A	
1700	94.08-97.05	BV S NY10	DIE	CD17	GWN-55A	1N01-15-010	
1700	94.08-97.05	BV S Y10	DIE	CD17	GWN-55A	1N01-15-010	
1700	85.07-89.02	BF7P	DIE	PN	GWMZ-51A	8AB9-15-010A	
1700	85.11-94.08	BF7V	DIE	PN	GWMZ-51A	8AB9-15-010A	
1700	89.02-94.03	BG7P	DIE	PN	GWMZ-51A	8AB9-15-010A	
1700	89.10-94.08	BW7W	DIE	PN	GWMZ-51A	8AB9-15-010A	
1800	90.03-94.04	BG8P	EGI	BP	GWMZ-35A	8AB8-15-010	

# MAZDA

CAR NAME	C.C.	YEAR	MODEL	REMARK	ENGINE	GMB NO.	OEM NO.
<b>FAMILIA</b>	1800	90.03-94.04	BG8P	EGI	BP		B660-15-010E
	1800	89.08-94.03	BG8R	TBO	BP	<b>GWMZ-35A</b>	8AB8-15-010
	1800	89.08-94.03	BG8R	TBO	BP		B660-15-010E
	1800	90.11-94.04	BG8S	EGI	BP	<b>GWMZ-35A</b>	8AB8-15-010
	1800	90.11-94.04	BG8S	EGI	BP		B660-15-010E
	1800	89.08-94.04	BG8Z	TBO	BP	<b>GWMZ-35A</b>	8AB8-15-010
	1800	92.01-94.04	BG8Z	TBO	BP		8AE1-15-010
	1800	92.01-94.04	BG8Z	TBO	BP		B587-15-010A
	1800	89.08-94.04	BG8Z	TBO	BP		B660-15-010E
	1800	94.05-95.07	BHA8P	EGI	BP		B6BF-15-010F
	1800	95.06-98.04	BHA8P	GAS	BP		B6BF-15-010F
	1800	94.05-95.07	BHA8S	EGI	BP		B6BF-15-010F
	1800	95.06-99.05	BHA8S	GAS	BP		B6BF-15-010F
	1800	98.05-00.10	BJ8W	EGI	FP		FP01-15-010G
	1800	02.08-04.05	BVGY11	CNG	QG18DE		1N18-15-010
	1800	99.05-04.05	BVHNY11	EGI	QG18DE		1N18-15-010
	1800	99.05-99.12	BWHNY11	EGI	QG18DE		1N18-15-010
	1800	96.05-99.04	BWHNY10	EGI	SR18		1N20-15-010
	1800	96.05-99.04	BWHY10	EGI	SR18		1N20-15-010
	2000	97.05-99.04	BVENY10	DIE	CD20		1N19-15-010
	2000	97.05-99.04	BVEY10	DIE	CD20		1N19-15-010
	2000	94.08-96.09	BWEY10	DIE	CD20	<b>GWMZ-46A</b>	1N00-15-010
	2000	94.08-99.04	BWEY10	DIE	CD20		1N19-15-010
	2000	01.12-05.03	BJFP	EGI	FSZE		FS01-15-010F
	2000	99.06-05.03	BJFW	EGI	FSZE		FS01-15-010F
	2000	98.04-00.10	BJEP	DIE	RF		RF1G-15-100
	2000	98.04-00.10	BJEP	DIE	RF		RF1G-15-100A
	2200	99.05-03.08	BVENY11	DIE	YD22DD		1N17-15-010
2200	99.05-03.08	BVEY11	DIE	YD22DD		1N17-15-010	
<b>FAMILIA PREST</b>	1000	68.01-73.12	BPAV		PB	<b>GWMZ-07A</b>	0259-15-010
	1000	68.01-73.12	BPB		PB	<b>GWMZ-07A</b>	0259-15-010
	1000	68.01-73.12	BPC		PB	<b>GWMZ-07A</b>	0259-15-010
	1000	68.01-73.12	MP2A		PB	<b>GWMZ-07A</b>	0259-15-010
	1000	68.01-73.12	MP2H		PB	<b>GWMZ-07A</b>	0259-15-010
	1000	68.01-73.12	SP2A		PB	<b>GWMZ-07A</b>	0259-15-010
	1000	68.01-73.12	SP2E		PB	<b>GWMZ-07A</b>	0259-15-010
	1000	70.01-78.02	FA3PS		PC	<b>GWMZ-03A</b>	0324-15-010E
	1000	70.01-78.02	SPC		PC	<b>GWMZ-03A</b>	0324-15-010E
	1000	70.01-78.02	SPCV		PC	<b>GWMZ-03A</b>	0324-15-010E
	1200	70.01-73.12	BPA55		TA/TB	<b>GWMZ-07A</b>	0259-15-010
	1200	70.01-73.12	BTA65		TA/TB	<b>GWMZ-07A</b>	0259-15-010
	1300	70.01-85.12	FA2T(3T/4TS/4TV)		TC	<b>GWMZ-03A</b>	0324-15-010E
	1300	70.01-85.12	STC(V)		TC	<b>GWMZ-03A</b>	0324-15-010E
	1400	78.03-85.12	EA4US		UC	<b>GWMZ-03A</b>	0324-15-010E
1400	78.03-85.12	FA4UV		UC	<b>GWMZ-03A</b>	0324-15-010E	
<b>FESTIVA</b>	1100	85.10-93.01	DA1PF	GAS	B1	<b>GWMZ-31A</b>	8AB4-15-010A
	1100	85.10-93.01	DA1PF	GAS	B1		B630-15-010D
	1300	89.04-94.05	ADA242	GAS	B3	<b>GWMZ-31A</b>	8AB7-15-010
	1300	89.04-94.05	ADA242	GAS	B3		B630-15-010D
	1300	92.11-97.10	D23PF	SPI	B3	<b>GWMZ-31A</b>	8AD2-15-010A
	1300	92.11-97.10	D23PF	SPI	B3		B3C7-15-010A
	1300	85.10-93.01	DA3PF	GAS	B3	<b>GWMZ-31A</b>	8AB4-15-010A
	1300	85.10-93.01	DA3PF	GAS	B3		B630-15-010D
	1300	86.10-93.01	DA3VF	GAS	B3	<b>GWMZ-31A</b>	8AB4-15-010A
	1300	86.10-93.01	DA3VF	GAS	B3		B630-15-010D
	1300	96.07-00.04	DW3WF	EGI	B3	<b>GWMZ-31A</b>	8AD2-15-010A
	1300	96.07-02.06	DW3WF	EGI	B3		B3C7-15-010A
	1300	86.10-93.01	DAJPF	EGI	BJ	<b>GWMZ-35A</b>	8AB8-15-010
	1300	86.10-93.01	DAJPF	EGI	BJ		B660-15-010E
	1500	92.11-97.10	D25PF	EGI	B5	<b>GWMZ-31A</b>	8AD2-15-010A
	1500	92.11-97.10	D25PF	EGI	B5		B3C7-15-010A

# MAZDA

CAR NAME	C.C.	YEAR	MODEL	REMARK	ENGINE	GMB NO.	OEM NO.
FESTIVA	1500	96.07-00.04	DW5WF	EGI	B5	GWMZ-31A	8AD2-15-010A
	1500	96.07-02.06	DW5WF	EGI	B5		B3C7-15-010A
FREDA	2000	97.11-99.09	SGE3F	EGI	FE	GWMZ-32A	8AK1-15-010A
	2000	95.06-99.09	SGEWF	EGI	FE	GWMZ-32A	8AK1-15-010A
	2000	99.09-01.08	SGE3F	EGI	FEE	GWMZ-32A	8AK1-15-010A
	2000	99.09-01.08	SGEWF	EGI	FEE	GWMZ-32A	8AK1-15-010A
	2500	95.06-99.09	SG5WF	EGI	J5		8AS7-15-010A
	2500	95.06-99.09	SG5WF	EGI	J5		J503-15-010B
	2500	99.09-01.08	SG5WF	EGI	J5D		8AS7-15-010A
	2500	99.09-01.08	SG5WF	EGI	J5D		J503-15-010B
	2500	95.06-99.09	SGL3F	DTB	WL		WL01-15-100D
	2500	95.06-99.09	SGL5F	DTB	WL		WL01-15-100D
	2500	95.06-99.09	SGLRF	DTB	WL		WL01-15-100D
	2500	95.06-99.09	SGLWF	DTB	WL		WL01-15-100D
	2500	99.09-01.08	SGL3F	DTB	WLT		WL01-15-100D
	2500	99.09-01.08	SGL5F	DTB	WLT		WL01-15-100D
	2500	99.09-01.08	SGLRF	DTB	WLT		WL01-15-100D
2500	99.09-01.08	SGLWF	DTB	WLT		WL01-15-100D	
GRAND FAMILIA	1300	71.07-78.07	STC		TC	GWMZ-03A	0324-15-010D
	1300	71.07-78.07	STCV		TC	GWMZ-03A	0324-15-010D
	1500	72.01-73.07	SU4A		UB	GWMZ-02A	0305-15-010D
	1500	72.01-73.07	SU4AV		UB	GWMZ-02A	0305-15-010D
	1600	73.09-78.06	SN3A		NA	GWMZ-02A	0305-15-010D
	1600	73.09-78.03	SN3AV		NA	GWMZ-02A	0305-15-010D
	1600	73.09-76.01	SN4A		NA		0459-15-010C
	1600	73.09-76.01	SN4A		NA		2850-15-010
IQSION	1800	99.04-01.09	CP8WF	EGI	FPDE		FP01-15-010G
	1800	01.08-03.01	CP8WF	EGI	FPDF		FP01-15-010G
J80/J100	1400	87.09-90.07	SE48TF	GAS	UC		8AS2-15-010A
	1400	83.12-87.09	SE48TF	GAS	UC		D430-15-010
	1400	83.09-87.09	SS48VF	GAS	UC	GWMZ-03A	0324-15-010E
	1400	87.09-90.06	SS48VF	GAS	UC		8AS2-15-010A
	1400	83.09-87.09	SS48VF	GAS	UC		D430-15-010
	1500	90.07-93.08	SE58TF	GAS	D5		8AS2-15-010A
	1500	90.07-95.09	SS58VF	GAS	D5		8AS2-15-010A
	1800	95.08-99.05	SE88TF	GAS	F8	GWMZ-32A	8AK1-15-010A
	1800	96.09-99.05	SS88HF	GAS	F8	GWMZ-32A	8AK1-15-010A
	1800	87.09-90.06	SS88MF	GAS	F8	GWMZ-32A	8AK1-15-010A
	1800	84.10-87.09	SS88MF	GAS	F8	GWMZ-25A	F801-15-010D
	1800	84.10-87.09	SS88MF	GAS	F8		FE79-15-010J
	1800	95.08-96.09	SS88VF	GAS	F8	GWMZ-32A	8AK1-15-010A
	2000	84.01-87.09	SDEATF	GAS	FE	GWMZ-29A	8AG1-15-010B
	2000	87.09-97.05	SDEATF	GAS	FE	GWMZ-32A	8AK1-15-010A
	2000	84.01-87.09	SDEATF	GAS	FE	GWMZ-25A	F801-15-010D
	2000	84.01-87.09	SDEATF	GAS	FE		FE79-15-010J
	2000	85.07-87.09	SREAVF	GAS	FE	GWMZ-29A	8AG1-15-010B
	2000	87.09-95.09	SREAVF	GAS	FE	GWMZ-32A	8AK1-15-010A
	2000	84.01-85.07	SREAVF	GAS	FE	GWMZ-25A	F801-15-010D
	2000	84.01-87.09	SREAVF	GAS	FE		FE79-15-010J
	2000	83.12-93.08	SEF8TF	DIE	RF	GWMZ-30A	8AG6-15-010A
	2000	83.09-95.09	SSF8VF	DIE	RF	GWMZ-30A	8AG6-15-010A
	2000	93.08-95.09	SSF8VF	DIE	RF		8AS2-15-010A
	2200	87.09-97.05	SD29MF	DIE	R2	GWMZ-30A	8AG6-15-010A
	2200	84.01-97.05	SD2ATF	DIE	R2	GWMZ-30A	8AG6-15-010A
	2200	96.09-99.05	SE28MF	DIE	R2	GWMZ-30A	8AG2-15-100B
	2200	93.09-99.05	SE28TF	DIE	R2	GWMZ-30A	8AG2-15-100B
	2200	93.09-95.09	SE28TF	DIE	R2		8AS2-15-010A
	2200	87.09-97.05	SR2AMF	DIE	R2	GWMZ-30A	8AG6-15-010A
	2200	84.01-92.12	SR2AVF	DIE	R2	GWMZ-30A	8AG2-15-100B

# MAZDA

CAR NAME	C.C.	YEAR	MODEL	REMARK	ENGINE	GMB NO.	OEM NO.
<b>J80/J100</b>	2200	96.09-99.05	SS28HF	DIE	R2	<b>GWMZ-30A</b>	8AG2-15-100B
	2200	86.11-99.05	SS28MF	DIE	R2	<b>GWMZ-30A</b>	8AG2-15-100B
	2200	93.08-99.05	SS28VF	DIE	R2	<b>GWMZ-30A</b>	8AG2-15-100B
	2500	97.04-99.06	SD5ATF	DIE	WL	<b>GWMZ-49A</b>	WL11-15-100E
	2500	97.04-99.06	SR5AMF	DIE	WL	<b>GWMZ-49A</b>	WL11-15-100E
	2500	97.04-99.06	SR5AVF	DIE	WL	<b>GWMZ-49A</b>	WL11-15-100E
	3000	92.02-97.05	SRSAVF	DIE	VS		VS01-15-100E
<b>LANTIS</b>	1800	93.08-95.07	CBA8P	EGI	BP		B6BF-15-010F
	1800	95.06-97.06	CBA8P	GAS	BP		B6BF-15-010F
	2000	93.08-95.07	CBAEP	EGI	KF	<b>GWMZ-42A</b>	8AE2-15-010
	2000	93.08-95.07	CBAEP	EGI	KF	<b>GWMZ-43A</b>	8AK2-15-010
	2000	93.08-95.07	CBAEP	EGI	KF		KL47-15-010C
	2000	95.06-97.06	CBAEP	GAS	KF	<b>GWMZ-43A</b>	8AK2-15-010
	2000	95.06-97.06	CBAEP	GAS	KF		KL47-15-010C
<b>LAPUTA</b>	660	99.03-99.10	HP11S	TBO	F6A	<b>GWMZ-65A</b>	1A00-15-010
	660	99.03-01.03	HP11S	TBO	F6A	<b>GWMZ-66A</b>	1A04-15-010
	660	01.04-01.10	HP12S	TBO	F6A	<b>GWMZ-66A</b>	1A04-15-010
	660	00.10-01.03	HP21S	EPI	K6A	<b>GWMZ-60A*</b>	1A05-15-010A
	660	99.03-01.03	HP21S	TBO	K6A	<b>GWMZ-59A*</b>	1A01-15-010A
	660	01.04-05.03	HP22S	EPI	K6A	<b>GWMZ-61A*</b>	1A12-15-010B
	660	01.04-01.11	HP22S	TBO	K6A		1A08-15-010B
	660	01.11-	HP22S	TBO	K6A	<b>GWMZ-62A*</b>	1A13-15-010B
<b>LAZER</b>	1300	87.03-89.02	BFTPF	GAS	B3		B630-15-010D
	1300	89.03-91.01	BG3PF	GAS	B3	<b>GWMZ-31A</b>	8AB7-15-010
	1300	89.03-91.01	BG3PF	GAS	B3		B630-15-010D
	1300	90.11-94.03	BG3PF	SPI	B3	<b>GWMZ-31A</b>	8AB7-15-010
	1300	90.11-94.03	BG3PF	SPI	B3		B630-15-010D
	1300	96.08-98.10	BHA3PF	EGI	B3	<b>GWMZ-31A</b>	8AD2-15-010A
	1300	96.08-98.10	BHA3PF	EGI	B3		B3C7-15-010A
	1300	98.12-00.12	BJ3PF	EGI	B3		B3C7-15-010A
	1300	85.01-87.03	BF3PF	GAS	E3		8ABT-15-010A
	1300	85.01-87.03	BF3PF	GAS	E3	<b>GWMZ-21A</b>	E301-15-010D
	1300	85.11-94.08	BF3VF	GAS	E3		8ABT-15-010A
	1300	85.11-87.04	BF3VF	GAS	E3	<b>GWMZ-21A</b>	E301-15-010D
	1500	87.03-89.02	BFSPF	GAS	B5		B630-15-010D
	1500	87.03-89.02	BFSRF	GAS	B5		B630-15-010D
	1500	89.03-94.03	BG5PF	EGI	B5	<b>GWMZ-35A</b>	8AB8-15-010
	1500	89.03-94.03	BG5PF	EGI	B5		B660-15-010E
	1500	89.03-91.01	BG5PF	GAS	B5	<b>GWMZ-31A</b>	8AB7-15-010
	1500	89.03-91.01	BG5PF	GAS	B5		B630-15-010D
	1500	90.11-94.03	BG5PF	SPI	B5	<b>GWMZ-31A</b>	8AB7-15-010
	1500	90.11-94.03	BG5PF	SPI	B5		B630-15-010D
	1500	94.04-96.09	BHA5PF	EGI	B5		B6BF-15-010F
	1500	94.04-96.09	BHA5SF	EGI	B5		B6BF-15-010F
	1500	85.01-87.03	BF5PF	EGI	E5		8ABT-15-010A
	1500	85.01-87.03	BF5PF	EGI	E5	<b>GWMZ-21A</b>	E301-15-010D
	1500	85.01-87.03	BF5PF	TBO	E5	<b>GWMZ-21A</b>	E5B6-15-010B
	1500	85.09-87.03	BF5RF	GAS	E5		8ABT-15-010A
	1500	85.09-87.03	BF5RF	GAS	E5	<b>GWMZ-21A</b>	E301-15-010D
	1500	86.01-87.01	BF5SF	EGI	E5	<b>GWMZ-21A</b>	E5B6-15-010B
	1500	85.11-94.08	BF5VF	GAS	E5		8ABT-15-010A
	1500	85.11-87.04	BF5VF	GAS	E5	<b>GWMZ-21A</b>	E301-15-010D
	1500	95.06-98.10	BHALPF	EGI	Z5		8ABC-15-010
	1500	94.04-95.08	BHALPF	EGI	Z5		B6BF-15-010F
	1500	95.06-98.10	BHALPF	EGI	Z5		ZL01-15-010A
	1500	95.06-98.10	BHALSF	EGI	Z5		8ABC-15-010
	1500	94.04-95.08	BHALSF	EGI	Z5		B6BF-15-010F
	1500	95.06-98.10	BHALSF	EGI	Z5	<b>GWMZ-55A</b>	ZL01-15-010A
	1500	98.12-00.12	BJ5PF	EGI	ZL	<b>GWMZ-55A</b>	ZL01-15-010A
	1500	98.12-00.12	BJ5WF	EGI	ZL	<b>GWMZ-55A</b>	ZL01-15-010A



# MAZDA

CAR NAME	C.C.	YEAR	MODEL	REMARK	ENGINE	GMB NO.	OEM NO.
LAZER	1600	89.10-94.08	BF6MF	GAS	B6	<b>GWMZ-31A</b>	8AB7-15-010
	1600	89.10-94.08	BF6MF	GAS	B6		B630-15-010D
	1600	87.03-89.02	BFMPF	EGI	B6		B630-15-010D
	1600	85.01-89.02	BFMPF	EGI	B6		B660-15-010E
	1600	87.03-89.02	BFMRF	EGI	B6		B630-15-010D
	1600	85.09-89.02	BFMRF	TBO	B6		B660-15-010E
	1600	87.02-89.02	BFMSF	EGI	B6		B660-15-010E
	1600	89.03-91.01	BG6PF	EGI	B6	<b>GWMZ-35A</b>	8AB8-15-010
	1600	89.03-91.01	BG6PF	EGI	B6		B660-15-010E
	1600	89.08-94.03	BG6RF	GAS	B6	<b>GWMZ-31A</b>	8AB7-15-010
	1600	89.08-94.03	BG6RF	GAS	B6		B630-15-010D
	1600	94.09-98.05	BHA6RF	EGI	B6		B6BF-15-010F
	1700	94.09-98.05	BHA7PF	DIE	4EE1		Y701-15-010A
	1700	94.09-96.09	BHA7RF	DIE	4EE1		Y701-15-010A
	1700	85.07-89.02	BF7PF	DIE	PN	<b>GWMZ-51A</b>	8AB9-15-010A
	1700	87.04-94.08	BF7VF	DIE	PN	<b>GWMZ-51A</b>	8AB9-15-010A
	1700	89.03-94.03	BG7PF	DIE	PN	<b>GWMZ-51A</b>	8AB9-15-010A
	1800	90.11-94.01	BG8PF	EGI	BP	<b>GWMZ-35A</b>	8AB8-15-010
	1800	90.11-94.01	BG8PF	EGI	BP		B660-15-010E
	1800	89.08-94.01	BG8RF	TBO	BP	<b>GWMZ-35A</b>	8AB8-15-010
	1800	89.08-94.01	BG8RF	TBO	BP		B660-15-010E
	1800	94.04-98.10	BHA8PF	EGI	BP		B6BF-15-010F
	1800	94.04-95.08	BHA8SF	EGI	BP		B6BF-15-010F
	1800	98.12-00.12	BJ8WF	EGI	FP		FP01-15-010G
	2000	98.12-00.12	BJEPF	DIE	RF		RF1G-15-100
	2000	98.12-00.12	BJEPF	DIE	RF		RF1G-15-100A
LUCE	1146	81.11-85.12	HBSN2	AP	12A	<b>GWMZ-18A</b>	3648-15-130D
	1146	81.06-86.08	HBSN2	GAS	12A	<b>GWMZ-18A</b>	N225-15-010I
	1146	81.08-86.08	HBSN2	GAS	12A		N235-15-010F
	1146	81.08-86.08	HBSN2	TBO	12A		N236-15-010J
	1146	72.10-75.03	LA22S	AP	12A	<b>GWMZ-16A</b>	1620-15-130C
	1146	73.11-77.05	LA22S	AP	12A	<b>GWMZ-18A</b>	3648-15-130D
	1146	77.09-78.03	LA42S	AP	12A	<b>GWMZ-18A</b>	3648-15-130D
	1308	83.09-86.08	HB3S	EGI	13B		N236-15-010J
	1308	86.07-92.03	HC3S	TBO	13B		8AH1-15-010A
	1500	66.01-70.12	SUA		UB	<b>GWMZ-01A</b>	0222-15-010
	1500	70.01-73.03	SUA		UB	<b>GWMZ-02A</b>	0305-15-010E
	1500	67.04-73.03	SUAV		UB	<b>GWMZ-02A</b>	0305-15-010E
	1500	66.01-70.12	SUD		UB	<b>GWMZ-01A</b>	0222-15-010
	1500	66.01-70.12	SUN		UB	<b>GWMZ-01A</b>	0222-15-010
	1800	68.10-73.03	SVA		VB	<b>GWMZ-02A</b>	0305-15-010E
	1800	81.08-83.10	HBPH8	GAS	VC	<b>GWMZ-02A</b>	0305-15-010E
	1800	74.03-76.01	LA2VS		VC	<b>GWMZ-02A</b>	0305-15-010E
	1800	73.09-76.01	LA2VV		VC	<b>GWMZ-02A</b>	0305-15-010E
	1800	73.12-75.10	LA3VS	AP	VC		0459-15-010
	1800	75.10-78.10	LA3VS	AP	VC		0459-15-010C
	1800	77.09-81.07	LA4VS	AP	VC	<b>GWMZ-02A</b>	0305-15-010E
	2000	83.09-86.08	HBEJ	GAS	FE	<b>GWMZ-25A</b>	F801-15-010D
	2000	83.09-86.08	HBEJ	GAS	FE		FE79-15-010J
	2000	83.09-86.09	HBEP	GAS	FE	<b>GWMZ-25A</b>	F801-15-010D
	2000	83.09-86.09	HBEP	GAS	FE		FE79-15-010J
	2000	83.09-86.08	HBES	EGI	FE	<b>GWMZ-25A</b>	F801-15-010D
	2000	83.09-86.08	HBES	EGI	FE		FE79-15-010J
	2000	83.09-86.09	HBES	GAS	FE	<b>GWMZ-25A</b>	F801-15-010D
	2000	83.09-86.09	HBES	GAS	FE		FE79-15-010J
	2000	91.08-95.12	HCEJ	LPG	FE		8AH5-15-010A
	2000	86.07-92.03	HCEP	GAS	FE	<b>GWMZ-32A</b>	8AK1-15-010A
	2000	86.08-93.06	HCEP	LPG	FE		8AH5-15-010A
	2000	93.06-96.01	HCEP	LPG	FE		8AH8-15-010
	2000	86.08-88.08	HCEP	LPG	FE	<b>GWMZ-32A</b>	8AK1-15-010A
	2000	86.07-92.03	HCFS	EGI	JF		JF03-15-010E
	2000	81.01-83.10	HBPHE	GAS	MA	<b>GWMZ-10A</b>	0381-15-010B

# MAZDA

CAR NAME	C.C.	YEAR	MODEL	REMARK	ENGINE	GMB NO.	OEM NO.
LUCE	2000	81.08-83.10	HBSHE	EGI	MA	GWMZ-10A	0381-15-010B
	2000	77.09-81.09	LA4MS	AP	MA	GWMZ-10A	0381-15-010A
	2000	79.01-88.12	LA4MV	AP	MA	GWMZ-10A	0381-15-010A
	2200	92.03-95.12	HC2J	EGI	F2	GWMZ-32A	8AK1-15-010A
	2200	94.10-95.12	HC2J	LPG	F2	GWMZ-32A	8AK1-15-010A
	2200	81.08-83.10	HBPS2	DIE	S2	GWMZ-18A	N225-15-010I
	2200	81.08-86.08	HBPS2	DIE	S2		S210-15-010C
	3000	88.08-92.03	HCSS	EGI	JE		8AH6-15-010B
	3000	86.07-88.08	HCSS	EGI	JE		JF03-15-010E
	654x2	73.12-77.09	LA33S	AP	13B	GWMZ-18A	3648-15-130D
	654x2	73.12-77.09	LA33W	AP	13B	GWMZ-18A	3648-15-130D
654x2	77.09-81.07	LA43S	AP	13B	GWMZ-18A	3648-15-130D	
MILLENNIA	2000	98.06-00.07	TAFP	EGI	KF		KL47-15-010C
	2000	00.06-02.10	TAFP	EGI	KFZE		KL47-15-010C
	2300	97.07-00.07	TA3A	EGI	KJ		8AK3-15-010B
	2300	97.07-00.07	TA3P	EGI	KJ		8AK3-15-010B
	2500	97.07-98.07	TA5A	EGI	KL		KL47-15-010C
	2500	97.07-00.07	TA5P	EGI	KL		KL47-15-010C
	2500	00.06-05.03	TA5P	EGI	KLZE		KL47-15-010C
MPV	2000	99.05-02.04	LWEW	EGI	FS		FS01-15-010F
	2300	02.03-05.03	LW3W	EGI	L3	GWMZ-58A	L327-15-100
	2300	03.10-	LW3W	EGI	L3DE	GWMZ-58A	L327-15-100
	2500	95.10-99.05	LV5W	EGI	G5		G601-15-010D
	2500	94.12-95.10	LV5W	GAS	G5		G601-15-010D
	2500	99.05-02.04	LW5W	EGI	GY	GWMZ-54A*	AJY1-15-010
	2500	95.10-99.05	LVLRL	DTB	WL	GWMZ-49A	8ALA-15-100A
	2500	95.10-99.05	LVLW	DTB	WL	GWMZ-49A	8ALA-15-100A
	3000	02.03-05.03	LWFW	EGI	AJ	GWMZ-54A*	AJY1-15-010
	3000	03.10-	LWFW	EGI	AJDE	GWMZ-54A*	AJ03-15-010G
	3000	95.10-99.05	LVEW	EGI	JE	GWMZ-48A	8AL4-15-010A
	3000	89.11-95.10	LVEW	GAS	JE	GWMZ-36A	8AH3-15-010E
3000	89.11-95.10	LVEW	GAS	JE		JF03-15-010E	
MS-6	1800	91.10-94.07	GE8P	EGI	K8	GWMZ-42A	8AE2-15-010
	1800	91.10-94.07	GE8P	EGI	K8		KL47-15-010C
	2000	92.04-94.07	GESR	EGI	FS		FS01-15-010F
	2000	91.10-94.07	GEEP	EGI	KF	GWMZ-42A	8AE2-15-010
	2000	91.10-94.07	GEEP	EGI	KF		KL47-15-010C
	2000	93.06-94.07	GEFP	DIE	RF	GWMZ-50A	8AGA-15-010
MS-8	2000	92.01-94.06	MBEP	EGI	KF	GWMZ-42A	8AE2-15-010
	2000	92.01-98.02	MBEP	EGI	KF	GWMZ-43A	8AK2-15-010
	2000	92.01-98.02	MBEP	EGI	KF		KL47-15-010C
	2500	92.01-94.06	MB5A	EGI	KL	GWMZ-42A	8AE2-15-010
	2500	92.01-95.11	MB5A	EGI	KL	GWMZ-43A	8AK2-15-010
	2500	92.01-95.11	MB5A	EGI	KL		KL47-15-010C
	2500	92.01-94.06	MB5P	EGI	KL	GWMZ-42A	8AE2-15-010
	2500	92.01-98.02	MB5P	EGI	KL	GWMZ-43A	8AK2-15-010
2500	92.01-98.02	MB5P	EGI	KL		KL47-15-010C	
MS-9	2500	91.09-93.12	HD5S	EGI	J5	GWMZ-53A	JE48-15-010E
	3000	91.09-93.12	HDES	EGI	JE	GWMZ-53A	JE48-15-010E
MX-6	2000	91.11-94.05	GEEB	EGI	KF	GWMZ-42A	8AE2-15-010
	2000	91.11-94.05	GEEB	EGI	KF	GWMZ-43A	8AK2-15-010
	2000	91.11-94.05	GEEB	EGI	KF		KL47-15-010C
	2000	94.05-96.01	GEES	EGI	KF	GWMZ-43A	8AK2-15-010
	2000	94.05-96.01	GEES	EGI	KF		KL47-15-010C
	2500	91.11-94.05	GE5B	EGI	KL	GWMZ-42A	8AE2-15-010
	2500	91.11-96.01	GE5B	EGI	KL	GWMZ-43A	8AK2-15-010
	2500	91.11-96.01	GE5B	EGI	KL		KL47-15-010C

# MAZDA

CAR NAME	C.C.	YEAR	MODEL	REMARK	ENGINE	GMB NO.	OEM NO.
MX-6	2500	94.05-96.01	GE5S	EGI	KL	GWMZ-43A	8AK2-15-010
	2500	94.05-96.01	GE5S	EGI	KL		KL47-15-010C
PERSONA	1800	90.02-92.03	MA8P	EGI	F8	GWMZ-56A	8AG2-15-010C
	1800	88.10-90.02	MA8P	EGI	F8	GWMZ-32A	8AK1-15-010A
	2000	88.10-92.03	MAEP	EGI	FE	GWMZ-56A	8AG2-15-010C
PORTER CAB	550	77.03-82.11	PC4D		2G23	GWMZ-23A	1345-15-010
	550	77.03-82.11	PC4D		2G23	GWMZ-26A	1345-15-010A
	550	82.11-84.10	PC56T	GAS	G23B	GWMZ-26A	1345-15-010A
	550	84.10-86.03	PC56T	GAS	G23B		A503-15-010
	550	84.10-89.07	PC56T	GAS	G23B		A503-15-010A
PREMACY	1800	99.02-	CP8W	EGI	FPDE	GWMZ-69A	FP01-15-010G
	2000	01.06-	CPEW	EGI	FSZE		FS01-15-010F
	2000	05.02-	CREW		LF	GWMZ-58A	L327-15-100
	2300	05.02-	CR3W		L3	GWMZ-58A	L327-15-100
PROCEED	1300	72.03-76.12	BTA67		TC	GWMZ-03A	0324-15-010D
	1600	71.01-76.10	BNA61		NA	GWMZ-02A	0305-15-010D
	1600	77.02-79.10	PE2N6		NA	GWMZ-02A	0305-15-010D
	1800	77.08-77.09	FE2V6		VC	GWMZ-02A	0305-15-010E
	2500	96.02-99.02	UV56R	EGI	G5		G601-15-010D
	2500	96.02-99.02	UVL6R	DIE	WL	GWMZ-49A	8ALA-15-100A
	2600	89.11-99.02	UF66M	EGI	G6		G601-15-010D
	2600	90.12-96.01	UV66R	EGI	G6		G601-15-010D
PROCEED LEVANTE	2000	95.02-96.09	TF11W	GAS	H20A		1A50-15-010
	2000	95.02-96.09	TJ11W	GAS	H20A		1A50-15-010
	2000	96.10-97.11	TF51W	GAS	J20A		1A51-15-010
	2000	96.10-97.11	TF51W	GAS	J20A		1A51-15-010B
	2000	97.11-99.09	TF52W	EPI	J20A		1A51-15-010
	2000	97.11-99.09	TF52W	EPI	J20A		1A51-15-010B
	2000	96.10-97.11	TJ51W	GAS	J20A		1A51-15-010
	2000	96.10-97.11	TJ51W	GAS	J20A		1A51-15-010B
	2000	97.11-99.09	TJ52W	EPI	J20A		1A51-15-010
	2000	97.11-99.09	TJ52W	EPI	J20A		1A51-15-010B
	2000	95.01-96.09	TF31W	DIE	RF	GWMZ-30A	8AG2-15-100B
	2000	95.01-96.09	TF31W	DIE	RF		RF95-15-010C
	2000	95.01-97.11	TJ31W	DIE	RF	GWMZ-30A	8AG2-15-100B
	2000	95.01-97.11	TJ31W	DIE	RF		RF95-15-010C
	2000	98.02-99.09	TJ32W	DTB	RF	GWMZ-30A	8AG2-15-100B
	2000	98.02-99.09	TJ32W	DTB	RF		RF95-15-010C
	2500	96.10-97.11	TJ61W	GAS	H25A		1A50-15-010
2500	98.02-99.09	TJ62W	EPI	H25A		1A50-15-010	
REVUE	1300	90.08-95.10	DB3PA	GAS	B3	GWMZ-31A	8AD2-15-010A
	1300	90.08-95.10	DB3PA	GAS	B3		B3C7-15-010A
	1300	95.12-99.02	DB3PA	SPI	B3	GWMZ-31A	8AD2-15-010A
	1300	95.12-99.02	DB3PA	SPI	B3		B3C7-15-010A
	1500	90.08-95.10	DB5PA	GAS	B5	GWMZ-31A	8AD2-15-010A
	1500	90.08-95.10	DB5PA	GAS	B5		B3C7-15-010A
	1500	95.12-99.02	DB5PA	SPI	B5	GWMZ-31A	8AD2-15-010A
	1500	95.12-99.02	DB5PA	SPI	B5		B3C7-15-010A
ROADSTER	1600	89.06-93.08	NA6CE	EGI	B6	GWMZ-35A	8AB8-15-010
	1600	89.06-93.08	NA6CE	EGI	B6		B660-15-010E
	1600	97.12-00.06	NB6C	EGI	B6		B6BF-15-010F
	1600	00.06-05.08	NB6C	EPI	B6ZE		B6BF-15-010F
	1800	93.08-95.09	NA8C	EGI	BP		B6BF-15-010F
	1800	95.08-97.11	NA8C	GAS	BP		B6BF-15-010F
	1800	97.12-00.06	NB8C	EGI	BP		B6BF-15-010F
	1800	00.06-05.08	NB8C	EPI	BPVE		B6BF-15-010F

# MAZDA

CAR NAME	C.C.	YEAR	MODEL	REMARK	ENGINE	GMB NO.	OEM NO.
<b>ROADSTER</b>	1800	04.02-05.08	NB8C	TBO	BPZET		B6BF-15-010F
<b>RX-7</b>	382	71.07-73.05	S102A		10A		0866-15-130
	382	71.07-73.05	S102W		10A		1866-15-130
	982	71.07-73.09	S102A		10A	<b>GWMZ-16A</b>	1620-15-130C
	982	71.07-73.09	S102W		10A	<b>GWMZ-16A</b>	1620-15-130C
	1146	72.09-73.05	S124A		12A	<b>GWMZ-16A</b>	1620-15-130A
	1146	73.05-74.12	S124A	AP	12A	<b>GWMZ-16A</b>	1620-15-130C
	1146	74.01-77.04	S124A	AP	12A	<b>GWMZ-18A</b>	3648-15-130D
	1146	73.05-74.12	S124W	AP	12A	<b>GWMZ-16A</b>	1620-15-130C
	1146	74.01-76.10	S124W	AP	12A	<b>GWMZ-18A</b>	3648-15-130D
	1146	78.03-85.10	SA22C	AP	12A	<b>GWMZ-18A</b>	3648-15-130D
	1308	89.01-92.12	FC3C	TBO	13B		8ABA-15-010A
	1308	87.08-89.07	FC3C	TBO	13B		8AF1-15-100A
	1308	87.08-89.07	FC3C	TBO	13B		8AF1-15-100B
	1308	89.01-92.12	FC3C	TBO	13B		8AF3-15-100
	1308	87.08-89.07	FC3C	TBO	13B		8AF4-15-010B
	1308	87.08-89.07	FC3C	TBO	13B		8AF9-15-010A
	1308	89.01-92.12	FC3C	TBO	13B		8AFD-15-010B
	1308	89.01-92.12	FC3C	TBO	13B		N380-15-010A
	1308	89.01-91.10	FC3S	TBO	13B		8ABA-15-010A
	1308	85.09-89.07	FC3S	TBO	13B		8AF1-15-100A
	1308	85.09-89.07	FC3S	TBO	13B		8AF1-15-100B
	1308	89.01-91.10	FC3S	TBO	13B		8AF3-15-100
	1308	85.09-89.07	FC3S	TBO	13B		8AF4-15-010B
	1308	85.09-89.07	FC3S	TBO	13B		8AF9-15-010A
	1308	89.01-91.10	FC3S	TBO	13B		8AFD-15-010B
	1308	85.09-89.07	FC3S	TBO	13B		N318-15-010C
	1308	85.09-89.07	FC3S	TBO	13B		N319-15-010C
	1308	85.09-89.07	FC3S	TBO	13B		N319-15-010E
	1308	89.01-91.10	FC3S	TBO	13B		N380-15-010A
	1308	91.10-93.07	FD3S	TBO	13B		N3A1-15-010B
	1308	91.10-93.07	FD3S	TBO	13B		N3A1-15-010C
	1308	91.10-00.09	FD3S	TBO	13B		N3A1-15-100A
	1308	91.10-93.07	FD3S	TBO	13B		N3A2-15-010B
1308	91.10-93.07	FD3S	TBO	13B		N3A2-15-010C	
1308	91.10-96.01	FD3S	TBO	13B		N3C1-15-010D	
1308	91.10-96.01	FD3S	TBO	13B		N3C2-15-010D	
1308	95.12-00.09	FD3S	TBO	13B		N3F1-15-010	
1308	00.10-02.08	FD3S	TBO	13BREW		N3A1-15-100A	
1308	00.10-02.08	FD3S	TBO	13BREW		N3F1-15-010	
<b>RX-8</b>	1308	03.05-04.10	SE3P	EGI	13BMSP		N3H1-15-100B
<b>SANTANA</b>	2000	88.01-88.02	PM30	GAS	J		B1010-Y9010
	2000	87.01-89.10	PM30	TWC	JD		B1010-Y9010
<b>SCRUM</b>	550	89.05-90.03	DG41B	GAS	F5B		8BA1-15-010
	550	89.05-90.03	DG41T	GAS	F5B		8BA1-15-010
	550	89.05-90.03	DG41V	GAS	F5B		8BA1-15-010
	550	89.05-90.03	DG41V	TBO	F5B		8BA1-15-010
	550	89.05-90.03	DH41T	GAS	F5B		8BA1-15-010
	550	89.05-90.03	DH41V	GAS	F5B		8BA1-15-010
	550	89.05-90.03	DH41V	TBO	F5B		8BA1-15-010
	660	90.02-91.09	DG51B	GAS	F6A	<b>GWS-14A</b>	ZZSA-15-010A
	660	90.02-91.09	DG51T	GAS	F6A	<b>GWS-14A</b>	ZZSA-15-010A
	660	90.02-91.09	DG51V	GAS	F6A	<b>GWS-14A</b>	ZZSA-15-010A
	660	90.02-91.09	DG51V	TBO	F6A	<b>GWS-14A</b>	ZZSA-15-010A
	660	99.01-99.12	DG52T	EPI	F6A		1A03-15-010
	660	99.12-01.09	DG52T	EPI	F6A		1A06-15-010
	660	99.01-99.12	DG52T	GAS	F6A		1A03-15-010
	660	99.01-99.12	DG52T	TBO	F6A		1A03-15-010
	660	99.01-99.12	DG52V	EPI	F6A		1A03-15-010

# MAZDA

CAR NAME	C.C.	YEAR	MODEL	REMARK	ENGINE	GMB NO.	OEM NO.
SCRUM	660	99.12-01.09	DG52V	EPI	F6A		1A06-15-010
	660	99.01-99.12	DG52V	TBO	F6A		1A03-15-010
	660	99.12-00.05	DG52W	TBO	F6A		1A03-15-010
	660	99.12-01.09	DG52W	TBO	F6A		1A06-15-010
	660	90.02-91.09	DH51T	GAS	F6A	GWS-14A	ZZSA-15-010A
	660	90.02-91.09	DH51V	GAS	F6A	GWS-14A	ZZSA-15-010A
	660	90.02-91.09	DH51V	TBO	F6A	GWS-14A	ZZSA-15-010A
	660	99.01-99.12	DH52T	EPI	F6A		1A03-15-010
	660	99.12-01.09	DH52T	EPI	F6A		1A06-15-010
	660	99.01-99.12	DH52T	TBO	F6A		1A03-15-010
	660	99.01-99.12	DH52V	EPI	F6A		1A03-15-010
	660	99.12-01.09	DH52V	EPI	F6A		1A06-15-010
	660	99.01-99.12	DH52V	TBO	F6A		1A03-15-010
	660	91.09-98.10	DJ51B	GAS	F6A	GWS-21A	ZZS0-15-010B
	660	91.09-98.10	DJ51T	GAS	F6A	GWS-21A	ZZS0-15-010B
	660	97.04-98.10	DJ51T	TBO	F6A	GWS-21A	ZZS0-15-010B
	660	91.09-98.10	DK51B	GAS	F6A	GWS-21A	ZZS0-15-010B
	660	91.09-98.10	DK51T	GAS	F6A	GWS-21A	ZZS0-15-010B
	660	97.04-98.10	DK51T	TBO	F6A	GWS-21A	ZZS0-15-010B
	660	91.09-98.10	DL51V	EPI	F6A	GWS-21A	ZZS0-15-010B
	660	91.09-98.10	DL51V	GAS	F6A	GWS-21A	ZZS0-15-010B
	660	91.09-98.10	DL51V	TBO	F6A	GWS-21A	ZZS0-15-010B
	660	91.09-98.10	DM51V	EPI	F6A	GWS-21A	ZZS0-15-010B
	660	91.09-98.10	DM51V	GAS	F6A	GWS-21A	ZZS0-15-010B
	660	91.09-98.10	DM51V	TBO	F6A	GWS-21A	ZZS0-15-010B
	660	01.09-02.05	DG62T	EPI	K6A		1A09-15-010C
	660	01.09-05.09	DG62V	EPI	K6A		1A09-15-010C
	660	01.09-05.09	DG62W	EPI	K6A		1A09-15-010C
	660	01.09-05.09	DG62W	TBO	K6A		1A09-15-010C
	660	02.05-05.09	DG63T	EPI	K6A		1A09-15-010C
660	05.09-	DG63T	EPI	K6A		1A09-15-010D	
SENTIA	2500	93.11-96.01	HD5P	EGI	J5	GWMZ-53A	8AH7-15-010C
	2500	91.03-96.01	HD5S	EGI	J5	GWMZ-53A	8AH7-15-010C
	3000	93.11-96.01	HDEP	EGI	JE	GWMZ-53A	8AH7-15-010C
	3000	91.03-96.01	HDES	EGI	JE	GWMZ-53A	8AH7-15-010C
	3000	97.09-00.09	HEEA	EGI	JE	GWMZ-53A	8AH7-15-010C
	3000	97.09-00.09	HEEA	EGI	JE		JEA6-15-010A
	3000	95.10-97.10	HEEA	GAS	JE	GWMZ-53A	8AH7-15-010C
	3000	95.10-97.10	HEEA	GAS	JE		JEA6-15-010A
	3000	97.09-00.09	HEEP	EGI	JE	GWMZ-53A	8AH7-15-010C
	3000	97.09-00.09	HEEP	EGI	JE		JEA6-15-010A
	3000	95.10-97.10	HEEP	GAS	JE		JEA6-15-010A
SPECTRON	1400	87.09-90.07	SE48TF	GAS	UC		8AS2-15-010A
	1400	83.12-87.09	SE48TF	GAS	UC		D430-15-010
	1400	83.09-87.09	SS48VF	GAS	UC	GWMZ-03A	0324-15-010E
	1400	87.09-90.06	SS48VF	GAS	UC		8AS2-15-010A
	1400	83.09-87.09	SS48VF	GAS	UC		D430-15-010
	1500	90.07-93.08	SE58TF	GAS	D5		8AS2-15-010A
	1500	90.07-93.08	SS58VF	GAS	D5		8AS2-15-010A
	1800	95.08-99.05	SE88TF	GAS	F8	GWMZ-32A	8AK1-15-010A
	1800	96.09-99.05	SS88HF	GAS	F8	GWMZ-32A	8AK1-15-010A
	1800	87.09-90.06	SS88MF	GAS	F8	GWMZ-32A	8AK1-15-010A
	1800	84.10-87.09	SS88MF	GAS	F8	GWMZ-25A	F801-15-010D
	1800	84.10-87.09	SS88MF	GAS	F8		FE79-15-010J
	1800	84.10-87.09	SS88RF	GAS	F8	GWMZ-25A	F801-15-010D
	1800	84.10-87.09	SS88RF	GAS	F8		FE79-15-010J
	1800	95.08-96.09	SS88VF	GAS	F8	GWMZ-32A	8AK1-15-010A
	1800	83.09-87.09	SS88WF	GAS	F8	GWMZ-25A	F801-15-010D
	1800	83.09-87.09	SS88WF	GAS	F8		FE79-15-010J
	2000	84.01-87.09	SDEATF	GAS	FE	GWMZ-29A	8AG1-15-010B
	2000	87.09-97.05	SDEATF	GAS	FE	GWMZ-32A	8AK1-15-010A

# MAZDA

CAR NAME	C.C.	YEAR	MODEL	REMARK	ENGINE	GMB NO.	OEM NO.
<b>SPECTRON</b>	2000	84.01-87.09	SDEATF	GAS	FE	<b>GWMZ-25A</b>	F801-15-010D
	2000	84.01-87.09	SDEATF	GAS	FE		FE79-15-010J
	2000	85.07-87.09	SREAVF	GAS	FE	<b>GWMZ-29A</b>	8AG1-15-010B
	2000	87.09-95.09	SREAVF	GAS	FE	<b>GWMZ-32A</b>	8AK1-15-010A
	2000	84.01-85.07	SREAVF	GAS	FE	<b>GWMZ-25A</b>	F801-15-010D
	2000	84.01-87.09	SREAVF	GAS	FE		FE79-15-010J
	2000	86.11-93.08	SSE8RF	GAS	FE	<b>GWMZ-32A</b>	8AK1-15-010A
	2000	86.11-95.09	SSE8WF	GAS	FE	<b>GWMZ-32A</b>	8AK1-15-010A
	2000	83.12-85.08	SEF8TF	DIE	RF	<b>GWMZ-30A</b>	R201-15-010B
	2000	83.12-93.08	SEF8TF	DIE	RF		RF95-15-010C
	2000	95.08-97.10	SSF8RF	DIE	RF	<b>GWMZ-30A</b>	8AG6-15-010A
	2000	95.08-97.10	SSF8RF	DIE	RF		RF95-15-010C
	2000	88.12-95.09	SSF8RF	DTB	RF	<b>GWMZ-30A</b>	8AG6-15-010A
	2000	88.12-95.09	SSF8RF	DTB	RF		RF95-15-010C
	2000	83.09-87.09	SSF8VF	DIE	RF	<b>GWMZ-30A</b>	R201-15-010B
	2000	84.10-95.09	SSF8VF	DIE	RF		RF95-15-010C
	2000	83.09-97.10	SSF8WF	DIE	RF	<b>GWMZ-30A</b>	8AG6-15-010A
	2000	83.09-97.10	SSF8WF	DIE	RF		RF95-15-010C
	2000	87.09-95.09	SSF8WF	DTB	RF	<b>GWMZ-30A</b>	8AG6-15-010A
	2000	87.09-95.09	SSF8WF	DTB	RF		RF95-15-010C
	2200	90.08-93.09	SD29MF	DIE	R2	<b>GWMZ-30A</b>	8AG2-15-100B
	2200	87.09-97.05	SD29MF	DIE	R2		RF95-15-010C
	2200	84.01-93.09	SD2ATF	DIE	R2	<b>GWMZ-30A</b>	8AG2-15-100B
	2200	87.09-97.05	SD2ATF	DIE	R2		RF95-15-010C
	2200	96.09-99.05	SE28MF	DIE	R2	<b>GWMZ-30A</b>	8AG2-15-100B
	2200	96.09-99.05	SE28TF	DIE	R2	<b>GWMZ-30A</b>	8AG2-15-100B
	2200	93.09-96.09	SE28TF	DIE	R2		RF95-15-010C
	2200	90.08-93.08	SR2AMF	DIE	R2	<b>GWMZ-30A</b>	8AG2-15-100B
	2200	87.09-97.05	SR2AMF	DIE	R2		RF95-15-010C
	2200	84.01-92.12	SR2AVF	DIE	R2	<b>GWMZ-30A</b>	8AG2-15-100B
	2200	87.09-92.12	SR2AVF	DIE	R2		RF95-15-010C
	2200	96.09-99.05	SS28HF	DIE	R2	<b>GWMZ-30A</b>	8AG2-15-100B
	2200	93.08-99.05	SS28MF	DIE	R2	<b>GWMZ-30A</b>	8AG2-15-100B
	2200	86.11-96.09	SS28MF	DIE	R2		RF95-15-010C
	2200	86.11-90.02	SS28RF	DIE	R2	<b>GWMZ-30A</b>	8AG6-15-010A
	2200	86.11-90.02	SS28RF	DIE	R2		RF95-15-010C
2200	96.09-99.05	SS28VF	DIE	R2	<b>GWMZ-30A</b>	8AG2-15-100B	
2200	93.08-96.09	SS28VF	DIE	R2		RF95-15-010C	
2500	97.04-99.06	SD5ATF	DIE	WL	<b>GWMZ-49A</b>	8ALA-15-100A	
2500	97.04-99.06	SR5AMF	DIE	WL	<b>GWMZ-49A</b>	8ALA-15-100A	
2500	97.04-99.06	SR5AVF	DIE	WL	<b>GWMZ-49A</b>	8ALA-15-100A	
3000	92.02-97.05	SRSAVF	DIE	VS		VS01-15-100E	
<b>SPIANO</b>	660	02.02-04.04	HF21S	EPI	K6A	<b>GWMZ-61A*</b>	1A12-15-010B
	660	02.10-04.10	HF21S	TBO	K6A	<b>GWMZ-62A*</b>	1A13-15-010B
	660	04.10-	HF21S	TBO	K6A		1A17-15-010
	660	04.10-	HF21S	TBO	K6A		1A18-15-010
<b>TELSTAR</b>	1800	89.04-91.10	GD8AF	EGI	F8	<b>GWMZ-56A</b>	8AG2-15-010C
	1800	87.04-89.05	GD8AF	EGI	F8	<b>GWMZ-32A</b>	8AK1-15-010A
	1800	89.04-91.10	GD8PF	EGI	F8	<b>GWMZ-56A</b>	8AG2-15-010C
	1800	87.04-89.05	GD8PF	EGI	F8	<b>GWMZ-32A</b>	8AK1-15-010A
	1800	89.04-91.10	GD8PF	GAS	F8	<b>GWMZ-56A</b>	8AG2-15-010C
	1800	87.04-91.10	GD8PF	GAS	F8	<b>GWMZ-32A</b>	8AK1-15-010A
	1800	89.04-91.10	GD8RF	EGI	F8	<b>GWMZ-56A</b>	8AG2-15-010C
	1800	92.08-94.10	GV8WF	EGI	F8	<b>GWMZ-56A</b>	8AG2-15-010C
	1800	94.10-97.10	GV8WF	GAS	F8	<b>GWMZ-56A</b>	8AG2-15-010C
	1800	97.06-99.08	GF8PF	EGI	FP	<b>GWMZ-69A</b>	FP01-15-010G
	1800	97.10-99.08	GW8WF	EGI	FP	<b>GWMZ-69A</b>	FP01-15-010G
	1800	91.10-94.07	GE8PF	EGI	K8	<b>GWMZ-42A</b>	8AE2-15-010
	1800	91.10-94.07	GE8PF	EGI	K8	<b>GWMZ-43A</b>	8AK2-15-010
	1800	91.10-94.07	GE8PF	EGI	K8		KL47-15-010C
	2000	87.04-91.10	GDEAF	EGI	FE	<b>GWMZ-56A</b>	8AG2-15-010C

# MAZDA

CAR NAME	C.C.	YEAR	MODEL	REMARK	ENGINE	GMB NO.	OEM NO.
TELSTAR	2000	87.04-91.10	GDEAF	EGI	FE	<b>GWMZ-56A</b>	8AG2-15-010C
	2000	87.04-91.10	GDEPF	EGI	FE	<b>GWMZ-56A</b>	8AG2-15-010C
	2000	87.06-91.10	GDERF	EGI	FE	<b>GWMZ-56A</b>	8AG2-15-010C
	2000	90.08-94.10	GVERF	EGI	FE	<b>GWMZ-56A</b>	8AG2-15-010C
	2000	94.10-97.10	GVERF	GAS	FE	<b>GWMZ-56A</b>	8AG2-15-010C
	2000	96.06-97.10	GVEWF	GAS	FE	<b>GWMZ-56A</b>	8AG2-15-010C
	2000	91.10-94.07	GESRF	EGI	FS		FS01-15-010F
	2000	97.06-99.08	GFEPF	EGI	FS		FS01-15-010F
	2000	97.06-99.08	GFERF	EGI	FS		FS01-15-010F
	2000	97.10-99.08	GWERF	EGI	FS		FS01-15-010F
	2000	97.10-99.08	GWEWF	EGI	FS		FS01-15-010F
	2000	91.10-94.07	GEEPF	EGI	KF	<b>GWMZ-42A</b>	8AE2-15-010
	2000	91.10-96.01	GEEPF	EGI	KF	<b>GWMZ-43A</b>	8AK2-15-010
	2000	91.10-96.01	GEEPF	EGI	KF		KL47-15-010C
	2000	87.07-91.10	GDFPF	DSC	RF	<b>GWMZ-50A</b>	8AGA-15-010
	2000	92.04-95.10	GEFPF	DIE	RF	<b>GWMZ-50A</b>	8AGA-15-010
	2000	98.06-99.08	GFFPF	DTB	RF		RF2A-15-100B
	2000	98.06-99.08	GFFPF	DTB	RF		RF2A-15-100C
	2000	94.10-97.10	GVFRF	DIE	RF	<b>GWMZ-50A</b>	8AGA-15-010
	2000	92.08-94.10	GVFRF	DSC	RF	<b>GWMZ-50A</b>	8AGA-15-010
	2000	94.10-97.10	GVFWF	DIE	RF	<b>GWMZ-50A</b>	8AGA-15-010
	2000	90.08-94.10	GVFWF	DSC	RF	<b>GWMZ-50A</b>	8AGA-15-010
	2000	98.07-99.08	GWFWF	DTB	RF		RF2A-15-100B
	2000	98.07-99.08	GWFWF	DTB	RF		RF2A-15-100C
	2500	92.04-94.07	GE5PF	EGI	KL	<b>GWMZ-42A</b>	8AE2-15-010
	2500	92.04-96.01	GE5PF	EGI	KL	<b>GWMZ-43A</b>	8AK2-15-010
	2500	92.04-96.01	GE5PF	EGI	KL		KL47-15-010C
	2500	97.10-99.08	GW5RF	EGI	KL	<b>GWMZ-43A</b>	8AK2-15-010
	2500	97.10-99.08	GW5RF	EGI	KL		KL47-15-010C
	TELSTARI	1800	94.07-97.06	CG2PPF	EGI	FP	<b>GWMZ-69A</b>
2000		94.07-97.06	CG2SPF	EGI	FS	<b>GWMZ-69A</b>	FS01-15-010F
2000		94.07-97.06	CG2SRF	EGI	FS	<b>GWMZ-69A</b>	FS01-15-010F
TITAN/PARKWAY	2000	00.10-02.08	SYE6T	CNG	FE	<b>GWMZ-32A</b>	8AK1-15-010A
	2000	00.10-02.08	SYE6T	CNG	FE		8AS6-15-010A
	2000	00.10-05.03	SYE6T	LPG	FEC	<b>GWMZ-32A</b>	8AK1-15-010A
	2000	00.10-04.08	SYE6T	LPG	FEC		8AS6-15-010A
	2000	00.10-05.03	SYE4T	EGI	FEE	<b>GWMZ-32A</b>	8AK1-15-010A
	2000	00.10-04.08	SYE4T	EGI	FEE		8AS6-15-010A
	2000	00.10-05.03	SYE6T	EGI	FEE	<b>GWMZ-32A</b>	8AK1-15-010A
	2000	00.10-04.08	SYE6T	EGI	FEE		8AS6-15-010A
	2000	04.08-	SYF4L	DTB	RF		RF2A-15-100C
	2000	04.08-	SYF4T	DTB	RF		RF2A-15-100C
	2000	04.08-	SYF6L	DTB	RF		RF2A-15-100C
	2000	04.08-	SYF6T	DTB	RF		RF2A-15-100C
	2000	71.06-79.12	EVB12		VA	<b>GWMZ-14A</b>	0552-15-010G
	2000	71.06-79.12	EVB13		VA	<b>GWMZ-14A</b>	0552-15-010G
	2000	71.06-79.12	EVB43		VA	<b>GWMZ-14A</b>	0552-15-010G
	2500	00.10-05.03	SY54L	DIE	WL	<b>GWMZ-49A</b>	WL11-15-100E
	2500	00.10-05.03	SY54T	DIE	WL	<b>GWMZ-49A</b>	WL11-15-100E
	2500	00.10-05.03	SY56L	DIE	WL	<b>GWMZ-49A</b>	WL11-15-100E
	2500	00.10-05.03	SY56T	DIE	WL	<b>GWMZ-49A</b>	WL11-15-100E
	2500	71.06-73.03	EXB12	DIE	XA	<b>GWMZ-13A</b>	0550-15-010
	2500	71.06-73.03	EXB43	DIE	XA	<b>GWMZ-13A</b>	0550-15-010
	2500	76.07-80.09	EXR15	DIE	XA	<b>GWMZ-13A</b>	0750-15-010
	2500	84.01-89.05	WE5AT	DIE	XA	<b>GWMZ-22A</b>	8AW3-15-100B
	2500	84.01-89.05	WE5AT	DIE	XA		SEA1-15-100B
	2500	89.04-92.01	WG5AT	DIE	XA	<b>GWMZ-22A</b>	8AW3-15-100B
	2500	89.04-92.01	WG5AT	DIE	XA		SEA1-15-100B
	2700	71.11-77.02	EXA12	DIE	XB	<b>GWMZ-13A</b>	0750-15-010
	2700	71.11-77.02	EXA13	DIE	XB	<b>GWMZ-13A</b>	0750-15-010
	2700	71.11-77.02	EXA43	DIE	XB	<b>GWMZ-13A</b>	0750-15-010

# MAZDA

CAR NAME	C.C.	YEAR	MODEL	REMARK	ENGINE	GMB NO.	OEM NO.
TITAN/PARKWAY	3000	77.03-80.09	TA3H1	DIE	HA	GWMZ-13A	0750-15-010
	3000	77.03-80.09	TA3H4	DIE	HA	GWMZ-13A	0750-13-010
	3000	84.01-89.05	WEF4C	DIE	HA	GWMZ-22A	8AW3-15-100B
	3000	84.01-89.05	WEF4C	DIE	HA		SEA1-15-100B
	3000	84.01-89.05	WEF4T	DIE	HA	GWMZ-22A	8AW3-15-100B
	3000	84.01-89.05	WEF4T	DIE	HA		SEA1-15-100B
	3000	84.01-89.05	WEFAD	DIE	HA	GWMZ-22A	8AW3-15-100B
	3000	84.01-89.05	WEFAD	DIE	HA		SEA1-15-100B
	3000	84.01-89.05	WEFAT	DIE	HA	GWMZ-22A	8AW3-15-100B
	3000	84.01-89.05	WEFAT	DIE	HA		SEA1-15-100B
	3000	89.05-92.01	WGFAD	DIE	HA	GWMZ-22A	8AW3-15-100B
	3000	89.05-92.01	WGFAD	DIE	HA		SEA1-15-100B
	3000	89.04-95.05	WGFAT	DIE	HA	GWMZ-22A	8AW3-15-100B
	3000	89.04-95.05	WGFAT	DIE	HA		SEA1-15-100B
	3000	95.05-99.04	WGSAT	DIE	VS		VS10-15-100A
	3000	99.04-00.05	WGSAT	DIE	VS		VS21-15-100A
	3000	00.05-	WHS5T	DIE	VS		VS27-15-100A
	3500	84.01-89.05	WEL1D	DTB	SL	GWMZ-40A	8AW2-15-100
	3500	84.01-89.05	WEL1D	DTB	SL		SLA1-15-100A
	3500	84.01-89.05	WEL4C	DIE	SL	GWMZ-40A	8AW2-15-100
	3500	87.02-89.05	WEL4C	DIE	SL		SL01-15-100G
	3500	84.01-87.02	WEL4C	DIE	SL		SLA1-15-100A
	3500	87.02-89.05	WEL4C	DTB	SL	GWMZ-40A	8AW2-15-100
	3500	87.02-89.05	WEL4C	DTB	SL		SL01-15-100G
	3500	84.01-87.02	WEL4C	DTB	SL		SLA1-15-100A
	3500	84.01-89.05	WEL4D	DIE	SL	GWMZ-40A	8AW2-15-100
	3500	84.01-89.05	WEL4D	DIE	SL		SLA1-15-100A
	3500	84.01-89.05	WEL4H	DIE	SL	GWMZ-40A	8AW2-15-100
	3500	87.02-89.05	WEL4H	DIE	SL		SL01-15-100G
	3500	84.01-87.02	WEL4H	DIE	SL		SLA1-15-100A
	3500	87.02-89.05	WEL4H	DTB	SL	GWMZ-40A	8AW2-15-100
	3500	87.02-89.05	WEL4H	DTB	SL		SL01-15-100G
	3500	84.01-87.02	WEL4H	DTB	SL		SLA1-15-100A
	3500	87.02-89.05	WEL4M	DIE	SL	GWMZ-40A	8AW2-15-100
	3500	87.02-89.05	WEL4M	DIE	SL		SL01-15-100G
	3500	84.01-89.05	WEL4T	DIE	SL	GWMZ-40A	8AW2-15-100
	3500	87.02-89.05	WEL4T	DIE	SL		SL01-15-100G
	3500	84.01-87.02	WEL4T	DIE	SL		SLA1-15-100A
	3500	87.02-89.05	WEL4T	DTB	SL	GWMZ-40A	8AW2-15-100
	3500	87.02-89.05	WEL4T	DTB	SL		SL01-15-100G
	3500	84.01-87.02	WEL4T	DTB	SL		SLA1-15-100A
	3500	84.01-89.05	WEL7T	DTB	SL	GWMZ-40A	8AW2-15-100
	3500	87.02-89.05	WEL7T	DTB	SL		SL01-15-100G
	3500	84.01-87.02	WEL7T	DTB	SL		SLA1-15-100A
	3500	84.01-89.05	WELAC	DIE	SL	GWMZ-40A	8AW2-15-100
	3500	84.01-89.05	WELAC	DIE	SL		SLA1-15-100A
	3500	84.01-89.05	WELAD	DIE	SL	GWMZ-40A	8AW2-15-100
	3500	84.01-89.05	WELAD	DIE	SL		SLA1-15-100A
	3500	84.01-89.05	WELAD	DTB	SL		SLA1-15-100A
	3500	84.01-89.05	WELAE	DIE	SL	GWMZ-40A	8AW2-15-100
3500	87.02-89.05	WELAE	DIE	SL		SL01-15-100G	
3500	84.01-87.02	WELAE	DIE	SL		SLA1-15-100A	
3500	84.03-89.05	WELAF	DIE	SL	GWMZ-40A	8AW2-15-100	
3500	87.02-89.05	WELAF	DIE	SL		SL01-15-100G	
3500	84.03-87.02	WELAF	DIE	SL		SLA1-15-100A	
3500	84.03-87.02	WELAF	DTB	SL		SLA1-15-100A	
3500	84.01-89.05	WELAK	DIE	SL	GWMZ-40A	8AW2-15-100	
3500	84.01-89.05	WELAK	DIE	SL		SLA1-15-100A	
3500	84.01-89.05	WELAK	DTB	SL		SLA1-15-100A	
3500	84.01-89.05	WELAM	DIE	SL	GWMZ-40A	8AW2-15-100	
3500	87.02-89.05	WELAM	DIE	SL		SL01-15-100G	
3500	84.01-87.02	WELAM	DIE	SL		SLA1-15-100A	
3500	84.01-89.05	WELAN	DIE	SL	GWMZ-40A	8AW2-15-100	



# MAZDA

CAR NAME	C.C.	YEAR	MODEL	REMARK	ENGINE	GMB NO.	OEM NO.
TITAN/PARKWAY	3500	84.01-89.05	WELAN	DIE	SL		SLA1-15-100A
	3500	84.01-89.05	WELAT	DIE	SL	<b>GWMZ-40A</b>	8AW2-15-100
	3500	87.02-89.05	WELAT	DIE	SL		SL01-15-100G
	3500	84.01-87.03	WELAT	DIE	SL		SLA1-15-100A
	3500	87.02-89.05	WELAT	DTB	SL	<b>GWMZ-40A</b>	8AW2-15-100
	3500	87.02-89.05	WELAT	DTB	SL		SL01-15-100G
	3500	84.01-87.02	WELAT	DTB	SL		SLA1-15-100A
	3500	89.04-91.12	WGL4H	DIE	SL	<b>GWMZ-40A</b>	8AW4-15-100A
	3500	89.04-91.12	WGL4H	DTB	SL	<b>GWMZ-40A</b>	8AW4-15-100A
	3500	91.12-95.05	WGL4H	DTB	SL		8AWB-15-100
	3500	91.12-95.05	WGL4H	DTB	SL		SLN1-15-100B
	3500	89.04-91.12	WGL4M	DIE	SL	<b>GWMZ-40A</b>	8AW8-15-100
	3500	91.12-95.05	WGL4M	DIE	SL		8AWB-15-100
	3500	91.12-95.05	WGL4M	DIE	SL		SLN1-15-100B
	3500	89.04-91.12	WGL4S	DIE	SL	<b>GWMZ-40A</b>	8AW4-15-100A
	3500	89.04-92.01	WGL4T	DIE	SL	<b>GWMZ-40A</b>	8AW4-15-100A
	3500	91.12-95.05	WGL4T	DIE	SL		8AWB-15-100
	3500	91.12-95.05	WGL4T	DIE	SL		SLN1-15-100B
	3500	89.04-91.12	WGL4T	DTB	SL	<b>GWMZ-40A</b>	8AW4-15-100A
	3500	91.12-95.05	WGL4T	DTB	SL		8AWB-15-100
	3500	89.04-91.12	WGL7H	DTB	SL	<b>GWMZ-40A</b>	8AW4-15-100A
	3500	91.12-95.05	WGL7H	DTB	SL		8AWB-15-100
	3500	91.12-95.05	WGL7H	DTB	SL		SLN1-15-100B
	3500	89.04-91.12	WGL7T	DTB	SL	<b>GWMZ-40A</b>	8AW4-15-100A
	3500	89.05-92.01	WGLAD	DIE	SL	<b>GWMZ-40A</b>	8AW4-15-100A
	3500	92.01-95.05	WGLAD	DIE	SL		8AWB-15-100
	3500	92.01-95.05	WGLAD	DIE	SL		SLN1-15-100B
	3500	89.05-92.01	WGLAD	DTB	SL	<b>GWMZ-40A</b>	8AW4-15-100A
	3500	89.04-92.01	WGLAF	DIE	SL	<b>GWMZ-40A</b>	8AW4-15-100A
	3500	91.12-95.05	WGLAF	DIE	SL		8AWB-15-100
	3500	91.12-95.05	WGLAF	DIE	SL		SLN1-15-100B
	3500	90.07-92.01	WGLAK	DIE	SL	<b>GWMZ-40A</b>	8AW4-15-100A
	3500	92.01-95.05	WGLAK	DIE	SL		8AWB-15-100
	3500	92.01-95.05	WGLAK	DIE	SL		SLN1-15-100B
	3500	89.04-91.12	WGLAM	DIE	SL	<b>GWMZ-40A</b>	8AW8-15-100
	3500	91.12-95.05	WGLAM	DIE	SL		8AWB-15-100
	3500	91.12-95.05	WGLAM	DIE	SL		SLN1-15-100B
	3500	89.05-92.01	WGLAN	DIE	SL	<b>GWMZ-40A</b>	8AW8-15-100
	3500	92.01-95.05	WGLAN	DIE	SL		8AWB-15-100
	3500	92.01-95.05	WGLAN	DIE	SL		SLN1-15-100B
	3500	89.04-92.01	WGLAT	DIE	SL	<b>GWMZ-40A</b>	8AW4-15-100A
	3500	91.12-95.05	WGLAT	DIE	SL		8AWB-15-100
	3500	91.12-95.05	WGLAT	DIE	SL		SLN1-15-100B
	3500	89.04-91.12	WGLAT	DTB	SL	<b>GWMZ-40A</b>	8AW4-15-100A
	3700	75.09-80.09	TA2X4	DIE	XC		1316-15-100
	3700	75.09-80.09	TA2XD	DIE	XC		1316-15-100
	4000	95.05-00.05	WGE1T	DIE	TF		TF04-15-100B
	4000	95.05-00.05	WGE4T	DIE	TF		TF04-15-100B
	4000	95.05-00.05	WGEAD	DIE	TF		TF04-15-100B
	4000	95.05-00.05	WGEAH	DIE	TF		TF04-15-100B
	4000	95.07-99.04	WGEAH	LPG	TF		TF04-15-100B
	4000	95.05-00.05	WGEAT	DIE	TF		TF04-15-100B
	4000	98.12-99.04	WGEAT	LPG	TF		TF04-15-100B
4000	95.05-00.05	WGFAK	DIE	TF		TF04-15-100B	
4000	89.05-95.05	WGT1D	DIE	TF		TF04-15-100B	
4000	90.07-95.05	WGT7V	DIE	TF		TF04-15-100B	
4000	89.05-95.05	WGTAD	DIE	TF		TF04-15-100B	
4000	89.05-95.05	WGTAK	DIE	TF		TF04-15-100B	
4000	02.06-05.03	WH6HH	LPG	TF		TFA2-15-100A	
4000	02.06-05.03	WHF3F	DIE	TF		TFA2-15-100A	
4000	02.06-05.03	WHF3G	DIE	TF		TFA2-15-100A	
4000	02.06-05.03	WHF5T	DIE	TF		TFA2-15-100A	
4100	95.05-00.05	WGE1T	DIE	TF		TF04-15-100B	

# MAZDA

CAR NAME	C.C.	YEAR	MODEL	REMARK	ENGINE	GMB NO.	OEM NO.
TITAN/PARKWAY	4100	95.05-00.05	WGE4T	DIE	TF		TF04-15-100B
	4100	95.05-00.05	WGEAD	DIE	TF		TF04-15-100B
	4100	95.05-00.05	WGEAH	DIE	TF		TF04-15-100B
	4100	95.07-00.05	WGEAH	LPG	TF		TF04-15-100B
	4100	95.05-00.05	WGEAT	DIE	TF		TF04-15-100B
	4100	98.12-99.04	WGEAT	LPG	TF		TF04-15-100B
	4100	95.05-00.05	WGFAK	DIE	TF		TF04-15-100B
	4100	89.05-95.05	WGT1D	DIE	TF		TF04-15-100B
	4100	89.04-91.12	WGT4H	DIE	TF		TF04-15-100B
	4100	89.04-95.05	WGT4T	DIE	TF		TF04-15-100B
	4100	89.04-91.12	WGT7H	DIE	TF		TF04-15-100B
	4100	89.04-91.12	WGT7T	DIE	TF		TF04-15-100B
	4100	90.07-95.05	WGT7V	DIE	TF		TF04-15-100B
	4100	89.05-95.05	WGTAD	DIE	TF		TF04-15-100B
	4100	89.04-95.05	WGTAE	DIE	TF		TF04-15-100B
	4100	94.10-95.05	WGTAE	LPG	TF		TF04-15-100B
	4100	89.05-95.05	WGTAK	DIE	TF		TF04-15-100B
	4100	89.04-95.05	WGTAT	DIE	TF		TF04-15-100B
	4100	00.06-02.06	WH65H	LPG	TF		TFA2-15-100A
	4100	02.06-	WH6HH	LPG	TF		TFA2-15-100A
	4100	00.05-	WHF3F	DIE	TF		TFA2-15-100A
	4100	00.05-	WHF3G	DIE	TF		TFA2-15-100A
	4100	00.04-	WHF5D	DIE	TF		TFA2-15-100A
	4100	00.04-02.06	WHF5G	CNG	TF		TFA2-15-100A
	4100	00.04-	WHF5G	DIE	TF		TFA2-15-100A
	4100	00.04-	WHF5G	LPG	TF		TFA2-15-100A
	4100	00.05-	WHF5T	DIE	TF		TFA2-15-100A
	4100	00.05-	WHF5T	LPG	TF		TFA2-15-100A
	4100	84.01-87.03	WE11D	DIE	ZB		V101-15-100A
	4100	84.01-87.03	WE11T	DIE	ZB		V101-15-100A
	4100	84.01-87.02	WE14L	DIE	ZB		V101-15-100A
	4100	84.01-87.02	WE14T	DIE	ZB		V101-15-100A
	4100	84.01-87.02	WE17T	DIE	ZB		V101-15-100A
	4300	95.05-00.05	WG31T	DIE	4HF1		YJ01-15-100A
	4300	95.05-00.05	WG34T	DIE	4HF1		YJ01-15-100A
	4300	95.05-00.05	WG3AD	DIE	4HF1		YJ01-15-100A
	4300	95.05-00.05	WG3AH	DIE	4HF1		YJ01-15-100A
	4300	95.05-00.05	WG3AM	DIE	4HF1		YJ20-15-100
	4300	95.05-00.05	WG3AN	DIE	4HF1		YJ20-15-100
	4300	95.05-00.05	WG3AT	DIE	4HF1		YJ01-15-100A
	4300	95.05-00.05	WGJ4T	DIE	4HF1		YJ01-15-100A
	4300	00.05-	WH33F	DIE	4HF1		YJ01-15-100A
	4300	00.05-	WH33G	DIE	4HF1		YJ01-15-100A
	4300	00.04-	WH35D	DIE	4HF1		YJ01-15-100A
	4300	00.04-02.06	WH35H	DIE	4HF1		YJ01-15-100A
	4300	00.05-	WH35T	DIE	4HF1		YJ01-15-100A
	4300	00.04-	WH38H	DIE	4HF1		YJ01-15-100A
	4300	00.06-	WH3HD	DIE	4HF1		YJ01-15-100A
	4300	00.06-	WH3HH	DIE	4HF1		YJ01-15-100A
	4600	95.05-00.05	WG61D	DIE	4HG1		YJ01-15-100A
	4600	95.05-00.05	WG61H	DIE	4HG1		YJ01-15-100A
	4600	95.05-00.05	WG61K	DIE	4HG1		YJ01-15-100A
4600	95.05-00.05	WG61T	DIE	4HG1		YJ01-15-100A	
4600	95.05-00.05	WG64H	DIE	4HG1		YJ01-15-100A	
4600	95.05-00.05	WG64T	DIE	4HG1		YJ01-15-100A	
4600	95.05-00.05	WG67H	DIE	4HG1		YJ01-15-100A	
4600	95.05-00.05	WG67T	DIE	4HG1		YJ01-15-100A	
4600	95.05-00.05	WG6AD	DIE	4HG1		YJ01-15-100A	
4600	95.05-00.05	WG6AF	DIE	4HG1		YJ01-15-100A	
4600	95.05-00.05	WG6AK	DIE	4HG1		YJ01-15-100A	
4600	95.05-00.05	WG6AT	DIE	4HG1		YJ01-15-100A	
4600	95.05-00.05	WGZ4T	DIE	4HG1		YJ01-15-100A	
4600	00.05-	WH63F	DIE	4HG1		YJ01-15-100A	

# MAZDA

CAR NAME	C.C.	YEAR	MODEL	REMARK	ENGINE	GMB NO.	OEM NO.
<b>TITAN/PARKWAY</b>	4600	00.05-	WH63G	DIE	4HG1		YJ01-15-100A
	4600	00.04-	WH63H	DIE	4HG1		YJ01-15-100A
	4600	00.04-	WH65D	DIE	4HG1		YJ01-15-100A
	4600	00.04-	WH65G	DIE	4HG1		YJ01-15-100A
	4600	00.04-	WH65H	DIE	4HG1		YJ01-15-100A
	4600	00.05-	WH65T	DIE	4HG1		YJ01-15-100A
	4600	00.04-	WH68G	DIE	4HG1		YJ01-15-100A
	4600	00.04-	WH68H	DIE	4HG1		YJ01-15-100A
	4600	00.04-	WH68K	DIE	4HG1		YJ01-15-100A
	4600	00.05-	WH69G	DIE	4HG1		YJ01-15-100A
	4600	00.05-	WH69H	DIE	4HG1		YJ01-15-100A
	4600	00.06-	WH6HD	DIE	4HG1		YJ01-15-100A
	4600	00.06-	WH6HH	DIE	4HG1		YJ01-15-100A
	4600	92.01-95.05	WGM1D	DIE	TM		TF04-15-100B
	4600	91.12-95.05	WGM4H	DIE	TM		TF04-15-100B
	4600	91.12-95.05	WGM4S	DIE	TM		TF04-15-100B
	4600	91.12-95.05	WGM4T	DIE	TM		TF04-15-100B
	4600	91.12-95.05	WGM7H	DIE	TM		TF04-15-100B
	4600	91.12-95.05	WGM7T	DIE	TM		TF04-15-100B
4600	92.01-95.05	WGMAD	DIE	TM		TF04-15-100B	
4600	93.06-95.05	WGMAF	DIE	TM		TF04-15-100B	
<b>TRIBUTE</b>	2000	00.11-	EPEW	EGI	YF		YF09-15-100
	2000	00.11-	EPEW	EGI	YF		YF09-15-101
	2300	03.12-	EP3W	EGI	L3	<b>GWMZ-58A</b>	L327-15-100
	3000	00.11-	EPFW	EGI	AJ	<b>GWMZ-54A*</b>	GY01-15-010B
<b>VERISA</b>	1500	04.08-	DC5R/W		ZY	<b>GWMZ-57A</b>	ZJ01-15-010A

## EXPORT MODEL

**GWMZ-24A (3299-15-010) ECONO VAN 1500cc(TAIWAN)**  
**GWMZ-34A (0290-15-010A) 77-78 CAPELLA,LUCE,COSMO**  
**GWMZ-37A (ZZM1-15-010) 94 B300 PICK UP (USA)**

# MERCEDES BENZ

## *CAR NAME*

200
200D
230
230.6
240D
250 250C
280
280S
300D
350
350SL
450SE
450SL

# MERCEDES BENZ

CAR NAME	YEAR	MODEL / ENGINE / REMARK	GMB NO.	OEM NO.
<b>MERCEDES BENTZ</b>				
<b>230.6</b>	71-76	2.3L W114 AUTOMATIC ENG#-003563	<b>GWBE-01A</b>	115200-01230
	71-76	2.3L W114 MANUAL ENG#-007681	<b>GWBE-01A</b>	115200-01230
<b>250 250C</b>	72-76	2.8L W114 AUTOMATIC ENG#-006185	<b>GWBE-01A</b>	115200-01230
	72-76	2.8L W114 MANUAL ENG#-008600	<b>GWBE-01A</b>	115200-01230
<b>200</b>	76-80	2.0L W123	<b>GWBE-02A</b>	110-200-0920
<b>200D</b>	71-76	2.0L W115	<b>GWBE-02A</b>	121-200-0920
	76-85	2.0L W123	<b>GWBE-02A</b>	121-200-0920
	71-76	2.0L W115	<b>GWBE-02A</b>	121-200-0920
	76-79	2.0L W123	<b>GWBE-02A</b>	121-200-0920
<b>230</b>	69-76	2.3L W114	<b>GWBE-02A</b>	110-200-0920
	73-76	2.3L W115	<b>GWBE-02A</b>	110-200-0920
	76-80	2.3L W123	<b>GWBE-02A</b>	110-200-0920
<b>240D</b>	73-76	2.4L W115	<b>GWBE-02A</b>	110-200-0920
	76-85	2.4L W123	<b>GWBE-02A</b>	115-200-0020
	74-76	3.0L W115	<b>GWBE-02A</b>	115-200-0020
<b>250</b>	68-76	2.5L W114	<b>GWBE-02A</b>	115-200-0020
<b>280</b>	72-76	2.8L W114	<b>GWBE-02A</b>	121-200-0920
<b>280S</b>	73-80	2.8L W116	<b>GWBE-02A</b>	121-200-0920
<b>300D</b>	76-85	3.0L W123	<b>GWBE-02A</b>	110-200-0920
<b>350</b>	72-80	3.5L W116	<b>GWBE-03A</b>	117-200-0801
<b>350SL</b>	71-80	3.5K R107	<b>GWBE-03A</b>	117-200-0801
<b>450SE</b>	73-80	4.5L W116	<b>GWBE-03A</b>	117-200-0801
<b>450SL</b>	73-80	4.5L R107	<b>GWBE-03A</b>	117-200-0801

# **MITSUBISHI**

## ***CAR NAME***

<b>AIRTREK</b>	<b>TOPPO BJ</b>
<b>ASPIRE</b>	<b>TWON BOX</b>
<b>CANTER</b>	
<b>CHALLENGER</b>	
<b>CHARIOT</b>	
<b>COLT</b>	
<b>CORDIA</b>	
<b>TREDIA</b>	
<b>DEBONAIR</b>	
<b>DELICA(VAN,JETSTAR)</b>	
<b>DIAMANTE</b>	
<b>DIGNITY</b>	
<b>DINGO</b>	
<b>DION</b>	
<b>ECLIPSE</b>	
<b>eK WAGON</b>	
<b>EMERAUDE</b>	
<b>ETERNA(Σ·Λ)</b>	
<b>GALANT(Σ·Λ)</b>	
<b>FTO</b>	
<b>FUSO 4.5TON</b>	
<b>GALANT,FTO,GTO</b>	
<b>GTO</b>	
<b>GRANDIS</b>	
<b>JEEP</b>	
<b>LANCER(CELESTE,FIORE)</b>	
<b>LEGNUM</b>	
<b>LIBERO</b>	
<b>MINICA</b>	
<b>MINICAB</b>	
<b>MIRAGE</b>	
<b>PAJERO</b>	
<b>PAJERO Jr.</b>	
<b>PISTACHIO</b>	
<b>PROUDIA</b>	
<b>ROSA</b>	
<b>ROSA 3.5TON FUSO</b>	
<b>RVR</b>	
<b>SIGMA</b>	
<b>STARION</b>	

# MITSUBISHI

CAR NAME	C.C.	YEAR	MODEL	REMARK	ENGINE	GMB NO.	OEM NO.
AIRTREK	2000	01.06-05.09	CU2W	ECI	4G63	GWM-81A	MD978552
	2000	02.06-05.09	CU2W	TBO	4G63	GWM-81A	MD978552
	2400	03.01-04.01	CU4W	ECI	4G64	GWM-81A	MD978552
	2400	01.06-04.01	CU4W	GDI	4G64	GWM-81A	MD978552
	2400	04.01-05.09	CU5W	ECI	4G69	GWM-78A	MD979395
ASPIRE	1800	98.08-00.05	EA1A	GDI	4G93	GWM-59A	MD309756
	1800	98.08-00.05	EC1A	GDI	4G93	GWM-59A	MD309756
	2000	00.05-05.03	EA7A	GDI	4G94	GWM-59A	MD309756
	2000	00.05-05.03	EC7A	GDI	4G94	GWM-59A	MD309756
CANTER	2000	97.06-99.04	FA500A	GAS	4G63	GWM-61A	MD972934
	2000	97.06-99.04	FA500B	GAS	4G63	GWM-61A	MD972934
	2000	97.06-99.04	FA510A	GAS	4G63	GWM-61A	MD972934
	2000	97.06-99.04	FA510B	GAS	4G63	GWM-61A	MD972934
	2000	97.06-99.04	FA580B	GAS	4G63	GWM-61A	MD972934
	2000	97.06-99.04	FA590B	GAS	4G63	GWM-61A	MD972934
	2000	99.05-	FB500A	ECI	4G63	GWM-61A	MD972934
	2000	99.05-	FB500B	ECI	4G63	GWM-61A	MD972934
	2000	99.05-	FB500BX	ECI	4G63	GWM-61A	MD972934
	2000	99.05-	FB510A	ECI	4G63	GWM-61A	MD972934
	2000	99.05-	FB510B	ECI	4G63	GWM-61A	MD972934
	2000	03.07-04.02	FB700A	MPI	4G63	GWM-61A	MD972934
	2000	03.07-04.02	FB700B	MPI	4G63	GWM-61A	MD972934
	2400	68.01-70.12	T90	DIE	4DR1		31345-10014
	2400	68.01-70.12	T92	DIE	4DR1		31345-10014
	2400	68.01-70.12	T94	DIE	4DR1		31345-10014
	2400	96.11-99.04	FA523B	LPG	4G64	GWM-61A	MD972934
	2400	99.05-	FB523BA	LPG	4G64	GWM-61A	MD972934
	2400	96.11-99.04	FC563B	LPG	4G64	GWM-61A	MD972934
	2400	99.05-	FE533BA	LPG	4G64	GWM-61A	MD972934
	2700	81.01-82.07	FB100	DIE	4DR5		ME005051
	2700	82.08-85.10	FB100	DIE	4DR5		ME005089
	2700	81.01-82.07	FB120	DIE	4DR5		ME005051
	2700	82.08-85.10	FB120	DIE	4DR5		ME005089
	2700	85.10-89.10	FB300A	DIE	4DR5		ME996783
	2700	85.10-89.10	FB300A	DIE	4DR5		ME999410
	2700	85.10-89.10	FB300B	DIE	4DR5		ME996783
	2700	85.10-89.10	FB300B	DIE	4DR5		ME999410
	2700	78.11-80.12	FE100	DIE	4DR5		31645-00040
	2700	81.01-82.07	FE100	DIE	4DR5		ME005051
	2700	82.08-85.10	FE100	DIE	4DR5		ME005089
	2700	78.11-80.12	FE120	DIE	4DR5		31645-00040
	2700	81.01-82.07	FE120	DIE	4DR5		ME005051
	2700	82.08-85.10	FE120	DIE	4DR5		ME005089
	2700	85.10-89.10	FE300B	DIE	4DR5		ME996780
	2700	85.10-89.10	FE300B	DIE	4DR5		ME999410
	2700	85.10-89.10	FE300BP	DIE	4DR5		ME996780
	2700	85.10-89.10	FE300BP	DIE	4DR5		ME999410
	2700	85.10-87.11	FE320E	DIE	4DR5		ME996780
	2700	85.10-87.11	FE320E	DIE	4DR5		ME999410
	2700	73.05-75.06	T200	DIE	4DR5		31645-01021
	2700	75.07-76.03	T200	DIE	4DR5		31645-02010
	2700	76.04-	T200	DIE	4DR5		31645-02011
	2700	76.11-77.01	T200	DIE	4DR5		31645-02012
	2700	75.07-76.11	T200	DIE	4DR5		31645-02020
	2700	76.11-78.11	T200	DIE	4DR5		31645-02021
	2700	77.02-78.11	T210	DIE	4DR5		31645-00040
	2700	73.05-75.06	T210	DIE	4DR5		31645-01012
	2700	73.05-75.06	T210	DIE	4DR5		31645-01021
	2700	75.07-76.03	T210	DIE	4DR5		31645-02010
2700	76.04-	T210	DIE	4DR5		31645-02011	
2700	76.11-77.01	T210	DIE	4DR5		31645-02012	

# MITSUBISHI

CAR NAME	C.C.	YEAR	MODEL	REMARK	ENGINE	GMB NO.	OEM NO.
CANTER	2700	75.07-76.11	T210	DIE	4DR5		31645-02020
	2700	76.11-78.11	T210	DIE	4DR5		31645-02021
	2700	77.02-78.11	T220	DIE	4DR5		31645-00040
	2700	70.01-73.12	T96	DIE	4DR5		31645-01012
	2700	70.01-73.12	T98	DIE	4DR5		31645-01012
	2800	89.11-93.10	FB308A	DIE	4DR7		ME994341
	2800	89.11-93.10	FB308A	DIE	4DR7		ME996785
	2800	89.11-93.10	FB308A	DIE	4DR7		ME997699
	2800	89.11-93.10	FB308B	DIE	4DR7		ME994341
	2800	89.11-93.10	FB308B	DIE	4DR7		ME996785
	2800	89.11-93.10	FB308B	DIE	4DR7		ME996786
	2800	89.11-93.10	FB308B	DIE	4DR7		ME997699
	2800	91.04-93.10	FB328BV	DIE	4DR7		ME994341
	2800	91.04-93.10	FB328BV	DIE	4DR7		ME996785
	2800	91.04-93.10	FB328BV	DIE	4DR7		ME997699
	2800	92.09-93.10	FD378B	DIE	4DR7		ME996779
	2800	93.10-99.05	FB501A	DIE	4M40		ME993475
	2800	93.10-99.05	FB501B	DIE	4M40		ME993475
	2800	96.02-97.07	FB501B	LPG	4M40	<b>GWM-61A</b>	MD972934
	2800	99.05-	FB50AA	DIE	4M40		ME993475
	2800	99.05-	FB50AB	DIE	4M40		ME993475
	2800	93.10-99.05	FB511A	DIE	4M40		ME993475
	2800	93.10-99.05	FB511A	DIE	4M40		ME995282
	2800	93.10-99.05	FB511B	DIE	4M40		ME993475
	2800	93.10-99.05	FB511B	DIE	4M40		ME995282
	2800	99.05-	FB51AA	DIE	4M40		ME993475
	2800	99.05-	FB51AB	DIE	4M40		ME993475
	2800	02.05-05.03	FB70AA	DIE	4M40		ME993475
	2800	02.05-05.03	FB70AB	DIE	4M40		ME993475
	2800	02.05-05.03	FB70ABX	DIE	4M40		ME993475
	2800	93.10-99.05	FD501B	DIE	4M40		ME993475
	2800	93.10-99.05	FD501B	DIE	4M40		ME995282
	2800	99.05-	FD50AB	DIE	4M40		ME993475
	2800	02.05-05.03	FD70AB	DIE	4M40		ME993475
	3000	04.07-	FB70BB	DTB	4M42	<b>GWM-67A</b>	ME993476
	3000	04.12-	FD70BB	DTB	4M42	<b>GWM-67A</b>	ME993476
	3300	85.10-93.10	FE301BD	DIE	4D30		ME993513
	3300	89.11-93.10	FE301BD	DIE	4D30		ME997702
	3300	85.10-93.10	FE301BD	DIE	4D30		ME999702
	3300	85.10-93.10	FE301B	DIE	4D30		ME993513
	3300	89.11-93.10	FE301B	DIE	4D30		ME997702
	3300	85.10-93.10	FE301B	DIE	4D30		ME999702
	3300	85.10-93.10	FE311BD	DIE	4D30		ME993513
	3300	89.11-93.10	FE311BD	DIE	4D30		ME997702
	3300	85.10-93.10	FE311BD	DIE	4D30		ME999702
	3300	85.10-93.10	FE311B	DIE	4D30		ME993513
	3300	89.11-93.10	FE311B	DIE	4D30		ME997702
	3300	85.10-93.10	FE311B	DIE	4D30		ME999702
	3300	85.10-93.10	FE311BN	DIE	4D30		ME993513
	3300	89.11-93.10	FE311BN	DIE	4D30		ME997702
	3300	85.10-93.10	FE311BN	DIE	4D30		ME999702
	3300	87.11-93.10	FE321E	DIE	4D30		ME993513
	3300	89.11-93.10	FE321E	DIE	4D30		ME997702
	3300	87.11-93.10	FE321E	DIE	4D30		ME999702
3300	85.10-93.10	FE331E	DIE	4D30		ME993513	
3300	89.11-93.10	FE331E	DIE	4D30		ME997702	
3300	85.10-93.10	FE331E	DIE	4D30		ME999702	
3300	85.10-89.10	FE431E	DIE	4D30		ME993513	
3300	85.10-89.10	FE431E	DIE	4D30		ME999702	
3300	78.11-82.08	FE101	DIE	4D30A/1A/1T	<b>GWM-20A</b>	ME015005	
3300	78.11-82.08	FE111	DIE	4D30A/1A/1T	<b>GWM-20A</b>	ME015005	
3300	82.09-85.10	FE114	DIE	4D30A/1A/1T	<b>GWM-33A</b>	ME015040	
3300	78.11-82.08	FE121	DIE	4D30A/1A/1T	<b>GWM-20A</b>	ME015005	



# MITSUBISHI

CAR NAME	C.C.	YEAR	MODEL	REMARK	ENGINE	GMB NO.	OEM NO.
CANTER	3300	82.09-85.10	FE124	DIE	4D30A/1A/1T	GWM-33A	ME015040
	3300	78.11-82.08	FE131	DIE	4D30A/1A/1T	GWM-20A	ME015005
	3300	82.09-85.10	FE134	DIE	4D30A/1A/1T	GWM-33A	ME015040
	3300	78.11-82.08	FE211	DIE	4D30A/1A/1T	GWM-20A	ME015005
	3300	78.11-82.08	FE214	DIE	4D30A/1A/1T	GWM-20A	ME015005
	3300	82.09-85.10	FE214	DIE	4D30A/1A/1T	GWM-33A	ME015040
	3300	78.11-82.08	FE221	DIE	4D30A/1A/1T	GWM-20A	ME015005
	3300	82.09-85.10	FE224	DIE	4D30A/1A/1T	GWM-33A	ME015040
	3300	78.11-82.08	FE231	DIE	4D30A/1A/1T	GWM-20A	ME015005
	3300	82.09-85.10	FE234	DIE	4D30A/1A/1T	GWM-33A	ME015040
	3300	85.10-89.10	FE334B	DTB	4D31T		ME993513
	3300	85.10-89.10	FE334B	DTB	4D31T		ME999702
	3300	85.10-89.10	FE334E	DTB	4D31T		ME993513
	3300	85.10-89.10	FE334E	DTB	4D31T		ME999702
	3300	85.10-89.10	FE334EV	DTB	4D31T		ME993513
	3300	85.10-89.10	FE334EV	DTB	4D31T		ME999702
	3300	85.10-89.10	FE434C	DTB	4D31T		ME993513
	3300	85.10-89.10	FE434C	DTB	4D31T		ME999702
	3300	85.10-87.11	FE434ED	DTB	4D31T		ME993513
	3300	85.10-87.11	FE434ED	DTB	4D31T		ME999702
	3300	85.10-89.10	FE434E	DTB	4D31T		ME993513
	3300	85.10-89.10	FE434E	DTB	4D31T		ME999702
	3300	85.10-89.10	FE434EV	DTB	4D31T		ME993513
	3300	85.10-89.10	FE434EV	DTB	4D31T		ME999702
	3300	85.10-89.10	FE434F	DTB	4D31T		ME993513
	3300	85.10-89.10	FE434F	DTB	4D31T		ME999702
	3300	85.10-89.10	FE444C	DTB	4D31T		ME993513
	3300	85.10-89.10	FE444C	DTB	4D31T		ME999702
	3300	85.10-89.10	FE444E	DTB	4D31T		ME993513
	3300	85.10-89.10	FE444E	DTB	4D31T		ME999702
	3300	85.10-89.10	FE444EV	DTB	4D31T		ME993513
	3300	85.10-89.10	FE444EV	DTB	4D31T		ME999702
	3300	85.10-89.10	FE444F	DTB	4D31T		ME993513
	3300	85.10-89.10	FE444F	DTB	4D31T		ME999702
	3600	85.10-93.10	FE305BD	DIE	4D32		ME993513
	3600	89.11-93.10	FE305BD	DIE	4D32		ME997702
	3600	85.10-93.10	FE305BD	DIE	4D32		ME999702
	3600	85.10-93.10	FE305B	DIE	4D32		ME993513
	3600	89.11-93.10	FE305B	DIE	4D32		ME997702
	3600	85.10-93.10	FE305B	DIE	4D32		ME999702
	3600	85.10-93.10	FE315BD	DIE	4D32		ME993513
	3600	89.11-93.10	FE315BD	DIE	4D32		ME997702
	3600	85.10-93.10	FE315BD	DIE	4D32		ME999702
	3600	85.10-93.10	FE315B	DIE	4D32		ME993513
	3600	89.11-93.10	FE315B	DIE	4D32		ME997702
	3600	85.10-93.10	FE315B	DIE	4D32		ME999702
	3600	85.10-93.10	FE315BN	DIE	4D32		ME993513
	3600	89.11-93.10	FE315BN	DIE	4D32		ME997702
	3600	85.10-93.10	FE315BN	DIE	4D32		ME999702
	3600	85.10-93.10	FE325BV	DIE	4D32		ME993513
3600	90.10-93.10	FE325BV	DIE	4D32		ME997702	
3600	85.10-89.10	FE325BV	DIE	4D32		ME999702	
3600	85.10-93.10	FE325E	DIE	4D32		ME993513	
3600	89.10-93.10	FE325E	DIE	4D32		ME997702	
3600	85.10-93.10	FE325E	DIE	4D32		ME999702	
3600	85.10-89.10	FE325EV	DIE	4D32		ME993513	
3600	85.10-89.10	FE325EV	DIE	4D32		ME999702	
3600	85.10-93.10	FE335B	DIE	4D32		ME993513	
3600	89.10-93.10	FE335B	DIE	4D32		ME997702	
3600	85.10-93.10	FE335B	DIE	4D32		ME999702	
3600	85.10-89.10	FE335BV	DIE	4D32		ME993513	
3600	85.10-89.10	FE335BV	DIE	4D32		ME999702	
3600	85.10-93.10	FE335E	DIE	4D32		ME993513	

# MITSUBISHI

CAR NAME	C.C.	YEAR	MODEL	REMARK	ENGINE	GMB NO.	OEM NO.
CANTER	3600	89.10-93.10	FE335E	DIE	4D32		ME997702
	3600	85.10-93.10	FE335E	DIE	4D32		ME999702
	3600	85.10-93.10	FE335EV	DIE	4D32		ME993513
	3600	89.10-93.10	FE335EV	DIE	4D32		ME997702
	3600	85.10-93.10	FE335EV	DIE	4D32		ME999702
	3600	85.10-93.10	FE355E	DIE	4D32		ME993513
	3600	89.10-93.10	FE355E	DIE	4D32		ME997702
	3600	85.10-93.10	FE355E	DIE	4D32		ME999702
	3600	85.10-93.10	FE425E	DIE	4D32		ME993513
	3600	89.10-93.10	FE425E	DIE	4D32		ME997702
	3600	85.10-93.10	FE425E	DIE	4D32		ME999702
	3600	85.10-89.10	FE425EV	DIE	4D32		ME993513
	3600	85.10-89.10	FE425EV	DIE	4D32		ME999702
	3600	85.10-93.10	FE435C	DIE	4D32		ME993513
	3600	89.10-93.10	FE435C	DIE	4D32		ME997702
	3600	85.10-93.10	FE435C	DIE	4D32		ME999702
	3600	85.10-89.10	FE435ED	DIE	4D32		ME993513
	3600	85.10-89.10	FE435ED	DIE	4D32		ME999702
	3600	85.10-93.10	FE435E	DIE	4D32		ME993513
	3600	89.10-93.10	FE435E	DIE	4D32		ME997702
	3600	85.10-93.10	FE435E	DIE	4D32		ME999702
	3600	85.10-93.10	FE435EV	DIE	4D32		ME993513
	3600	89.10-93.10	FE435EV	DIE	4D32		ME997702
	3600	85.10-93.10	FE435EV	DIE	4D32		ME999702
	3600	85.10-93.10	FE435F	DIE	4D32		ME993513
	3600	89.10-93.10	FE435F	DIE	4D32		ME997702
	3600	85.10-93.10	FE435F	DIE	4D32		ME999702
	3600	85.10-93.10	FE445C	DIE	4D32		ME993513
	3600	89.11-93.10	FE445C	DIE	4D32		ME997702
	3600	85.10-93.10	FE445C	DIE	4D32		ME999702
	3600	85.10-93.10	FE445E	DIE	4D32		ME993513
	3600	89.11-93.10	FE445E	DIE	4D32		ME997702
	3600	85.10-93.10	FE445E	DIE	4D32		ME999702
	3600	85.10-87.11	FE445EV	DIE	4D32		ME993513
	3600	85.10-87.11	FE445EV	DIE	4D32		ME999702
	3600	85.10-87.11	FE445F	DIE	4D32		ME993513
	3600	85.10-87.11	FE445F	DIE	4D32		ME999702
	3600	85.10-87.11	FE465E	DIE	4D32		ME993513
	3600	85.10-87.11	FE465E	DIE	4D32		ME999702
	3600	85.12-93.10	FG325B	DIE	4D32		ME993513
	3600	86.07-97.04	FG335BD	DIE	4D32		ME993513
	3600	85.10-89.10	FG335B	DIE	4D32		ME993513
	3600	85.12-93.10	FG335C	DIE	4D32		ME993513
	3600	85.12-89.10	FG335E	DIE	4D32		ME993513
	3600	85.10-89.10	FG435ED	DIE	4D32		ME993513
	3600	85.10-89.10	FG435E	DIE	4D32		ME993513
	3600	93.10-99.04	FE516BC	DIE	4D36	<b>GWM-65A</b>	ME995424
	3600	93.10-99.04	FE516BD	DIE	4D36	<b>GWM-65A</b>	ME995424
	3600	93.10-99.04	FE516B	DIE	4D36	<b>GWM-65A</b>	ME995424
	3600	93.10-96.11	FE516BN	DIE	4D36	<b>GWM-65A</b>	ME995424
3600	93.10-99.04	FE516BT	DIE	4D36	<b>GWM-65A</b>	ME995424	
3600	93.10-99.04	FE536E	DIE	4D36	<b>GWM-65A</b>	ME995424	
3600	96.10-99.04	FE566B	DIE	4D36	<b>GWM-65A</b>	ME995424	
3600	93.10-99.04	FE636E	DIE	4D36	<b>GWM-65A</b>	ME995424	
3900	89.11-93.10	FE439EV	DTB	4D34		ME993515	
3900	89.11-93.10	FE439F	DTB	4D34		ME993515	
3900	89.11-93.10	FE449F	DTB	4D34		ME993515	
3900	93.10-99.04	FE639E	DTB	4D34	<b>GWM-65A</b>	ME995424	
3900	93.10-96.11	FE639EV	DTB	4D34	<b>GWM-65A</b>	ME995424	
3900	93.10-96.11	FE639F	DTB	4D34	<b>GWM-65A</b>	ME995424	
3900	96.10-99.04	FE639G	DTB	4D34	<b>GWM-65A</b>	ME995424	
3900	93.10-96.11	FE649C	DTB	4D34	<b>GWM-65A</b>	ME995424	
3900	93.10-99.04	FE649E	DTB	4D34	<b>GWM-65A</b>	ME995424	

# MITSUBISHI

CAR NAME	C.C.	YEAR	MODEL	REMARK	ENGINE	GMB NO.	OEM NO.
CANTER	3900	93.10-96.11	FE649F	DTB	4D34	GWM-65A	ME995424
	3900	96.10-99.04	FE649G	DTB	4D34	GWM-65A	ME995424
	3900	96.10-99.04	FE659C	DTB	4D34	GWM-65A	ME995424
	3900	95.03-99.04	FE659E	DTB	4D34	GWM-65A	ME995424
	3900	95.03-96.11	FE659F	DTB	4D34	GWM-65A	ME995424
	3900	96.10-99.04	FE659G	DTB	4D34	GWM-65A	ME995424
	3900	96.10-99.04	FE669EV	DIE	4D34	GWM-65A	ME995424
	3900	02.05-04.08	FE73CB	CNG	4D34	GWM-65A	ME995424
	3900	02.05-04.08	FE73CB	LPG	4D34	GWM-65A	ME995424
	3900	02.05-04.08	FE73CEV	CNG	4D34	GWM-65A	ME995424
	3900	02.05-04.08	FE73CEV	LPG	4D34	GWM-65A	ME995424
	3900	02.05-04.08	FE82CEV	CNG	4D34	GWM-65A	ME995424
	3900	02.05-04.08	FE82CEV	LPG	4D34	GWM-65A	ME995424
	3900	02.05-04.08	FE83CEV	CNG	4D34	GWM-65A	ME995424
	3900	02.05-04.08	FE83CEV	LPG	4D34	GWM-65A	ME995424
	3900	96.11-99.05	FF659F	DTB	4D34	GWM-65A	ME995424
	3900	89.11-93.10	FE439E	DTB	4D34T		ME993515
	3900	89.11-93.10	FE439E	DTB	4D34T		ME993526
	3900	89.11-93.10	FE439EV	DTB	4D34T		ME993515
	3900	89.11-93.10	FE439EV	DTB	4D34T		ME993526
	3900	89.11-93.10	FE439F	DTB	4D34T		ME993515
	3900	89.11-93.10	FE439F	DTB	4D34T		ME993526
	3900	89.11-93.10	FE449C	DTB	4D34T		ME993515
	3900	89.11-93.10	FE449C	DTB	4D34T		ME993526
	3900	89.11-93.10	FE449E	DTB	4D34T		ME993515
	3900	89.11-93.10	FE449E	DTB	4D34T		ME993526
	3900	89.11-93.10	FE449F	DTB	4D34T		ME993515
	3900	89.11-93.10	FE449F	DTB	4D34T		ME993526
	4200	89.11-93.10	FE307BD	DIE	4D33		ME993513
	4200	89.11-93.10	FE307BD	DIE	4D33		ME993515
	4200	87.11-93.10	FE317BD	DIE	4D33		ME993513
	4200	89.11-93.10	FE317BD	DIE	4D33		ME993515
	4200	89.11-93.10	FE317B	DIE	4D33		ME993513
	4200	89.11-93.10	FE317B	DIE	4D33		ME993515
	4200	89.11-93.10	FE317BN	DIE	4D33		ME993513
	4200	89.11-93.10	FE317BN	DIE	4D33		ME993515
	4200	89.11-93.10	FE317BN	DIE	4D33		ME993526
	4200	87.11-93.10	FE337B	DIE	4D33		ME993513
	4200	89.10-93.10	FE337B	DIE	4D33		ME993515
	4200	89.10-93.10	FE337B	DIE	4D33		ME993526
	4200	89.10-93.10	FE337BH	DIE	4D33		ME993513
	4200	89.10-93.10	FE337BH	DIE	4D33		ME993515
	4200	89.10-93.10	FE337BH	DIE	4D33		ME993521
	4200	89.10-93.10	FE337BH	DIE	4D33		ME993526
	4200	89.10-93.10	FE337E	DIE	4D33		ME993513
	4200	89.10-93.10	FE337E	DIE	4D33		ME993515
	4200	90.10-93.10	FE337E	DIE	4D33		ME993521
	4200	89.10-93.10	FE337E	DIE	4D33		ME993526
	4200	89.10-93.10	FE337EV	DIE	4D33		ME993513
	4200	89.10-93.10	FE337EV	DIE	4D33		ME993515
4200	89.10-93.10	FE337EV	DIE	4D33		ME993521	
4200	89.10-93.10	FE337EV	DIE	4D33		ME993526	
4200	89.11-93.10	FE437C	DIE	4D33		ME993513	
4200	89.11-93.10	FE437C	DIE	4D33		ME993526	
4200	87.08-93.10	FE437E	DIE	4D33		ME993513	
4200	88.10-93.10	FE437E	DIE	4D33		ME993521	
4200	87.11-93.10	FE437E	DIE	4D33		ME993526	
4200	87.08-93.10	FE437EV	DIE	4D33		ME993513	
4200	89.11-93.10	FE437EV	DIE	4D33		ME993521	
4200	89.11-93.10	FE437EV	DIE	4D33		ME993526	
4200	87.08-93.10	FE437F	DIE	4D33		ME993513	
4200	87.11-93.10	FE437F	DIE	4D33		ME993526	
4200	87.11-93.10	FE447C	DIE	4D33		ME993513	

# MITSUBISHI

CAR NAME	C.C.	YEAR	MODEL	REMARK	ENGINE	GMB NO.	OEM NO.
CANTER	4200	89.11-93.10	FE447C	DIE	4D33		ME993515
	4200	88.10-93.10	FE447C	DIE	4D33		ME993526
	4200	87.11-93.10	FE447E	DIE	4D33		ME993513
	4200	89.11-93.10	FE447E	DIE	4D33		ME993515
	4200	89.11-93.10	FE447E	DIE	4D33		ME993521
	4200	88.10-93.10	FE447E	DIE	4D33		ME993526
	4200	87.11-89.10	FE447EV	DIE	4D33		ME993513
	4200	87.11-93.10	FE447F	DIE	4D33		ME993513
	4200	89.11-93.10	FE447F	DIE	4D33		ME993515
	4200	89.11-93.10	FE447F	DIE	4D33		ME993521
	4200	88.10-93.10	FE447F	DIE	4D33		ME993526
	4200	87.11-93.10	FE467E	DIE	4D33		ME993513
	4200	89.11-93.10	FE467E	DIE	4D33		ME993515
	4200	93.10-99.04	FE507B	DIE	4D33	GWM-65A	ME995424
	4200	93.10-99.04	FE507BT	DIE	4D33	GWM-65A	ME995424
	4200	99.05-02.05	FE50CB	DIE	4D33	GWM-65A	ME995424
	4200	99.05-02.05	FE50CBT	DIE	4D33	GWM-65A	ME995424
	4200	93.10-99.04	FE517BC	DIE	4D33	GWM-65A	ME995424
	4200	93.10-99.04	FE517BD	DIE	4D33	GWM-65A	ME995424
	4200	93.10-99.04	FE517B	DIE	4D33	GWM-65A	ME995424
	4200	93.10-96.11	FE517BN	DIE	4D33	GWM-65A	ME995424
	4200	99.05-02.05	FE51CBD	DIE	4D33	GWM-65A	ME995424
	4200	99.05-02.05	FE51CB	DIE	4D33	GWM-65A	ME995424
	4200	99.05-02.05	FE51CBTD	DIE	4D33	GWM-65A	ME995424
	4200	99.05-02.05	FE51CBT	DIE	4D33	GWM-65A	ME995424
	4200	95.03-99.04	FE527E	DIE	4D33	GWM-65A	ME995424
	4200	95.03-99.04	FE527ET	DIE	4D33	GWM-65A	ME995424
	4200	99.05-02.05	FE52CB	DIE	4D33	GWM-65A	ME995424
	4200	99.05-02.05	FE52CE	DIE	4D33	GWM-65A	ME995424
	4200	99.05-02.05	FE52CET	DIE	4D33	GWM-65A	ME995424
	4200	95.03-99.04	FE537BD	DIE	4D33	GWM-65A	ME995424
	4200	93.10-99.04	FE537B	DIE	4D33	GWM-65A	ME995424
	4200	96.05-97.07	FE537B	LPG	4D33	GWM-61A	MD972934
	4200	93.10-96.11	FE537E	DIE	4D33	GWM-65A	ME995424
	4200	93.10-95.03	FE537ET	DIE	4D33	GWM-65A	ME995424
	4200	93.10-99.04	FE537EV	DIE	4D33	GWM-65A	ME995424
	4200	99.05-02.05	FE53CB	DIE	4D33	GWM-65A	ME995424
	4200	99.05-02.05	FE53CE	DIE	4D33	GWM-65A	ME995424
	4200	99.05-02.05	FE53CEV	DIE	4D33	GWM-65A	ME995424
	4200	96.10-99.04	FE567B	DIE	4D33	GWM-65A	ME995424
	4200	98.10-99.04	FE567EV	CNG	4D33	GWM-65A	ME995424
	4200	96.10-99.04	FE567EV	DIE	4D33	GWM-65A	ME995424
	4200	93.10-99.04	FE637C	DIE	4D33	GWM-65A	ME995424
	4200	93.10-99.04	FE637E	DIE	4D33	GWM-65A	ME995424
	4200	93.10-99.04	FE637ET	DIE	4D33	GWM-65A	ME995424
	4200	93.10-96.11	FE637EV	DIE	4D33	GWM-65A	ME995424
	4200	93.10-95.03	FE637F	DIE	4D33	GWM-65A	ME995424
	4200	99.05-02.05	FE63CE	DIE	4D33	GWM-65A	ME995424
	4200	99.05-02.05	FE63CET	DIE	4D33	GWM-65A	ME995424
	4200	99.05-02.05	FE63CEV	DIE	4D33	GWM-65A	ME995424
4200	98.10-99.04	FE667EV	CNG	4D33	GWM-65A	ME995424	
4200	96.10-99.04	FE667EV	DIE	4D33	GWM-65A	ME995424	
4200	02.05-04.08	FE70CB	DIE	4D33	GWM-65A	ME995424	
4200	02.05-04.08	FE71CBD	DIE	4D33	GWM-65A	ME995424	
4200	02.05-04.08	FE72CB	DIE	4D33	GWM-65A	ME995424	
4200	02.05-04.08	FE72CE	DIE	4D33	GWM-65A	ME995424	
4200	02.05-04.08	FE73CB	CNG	4D33	GWM-65A	ME995424	
4200	02.05-04.08	FE73CB	DIE	4D33	GWM-65A	ME995424	
4200	02.05-04.08	FE73CEV	CNG	4D33	GWM-65A	ME995424	
4200	02.05-04.08	FE73CEV	DIE	4D33	GWM-65A	ME995424	
4200	02.05-04.08	FE82CE	DIE	4D33	GWM-65A	ME995424	
4200	02.05-04.08	FE82CEV	CNG	4D33	GWM-65A	ME995424	
4200	02.05-04.08	FE83CEV	CNG	4D33	GWM-65A	ME995424	

# MITSUBISHI

CAR NAME	C.C.	YEAR	MODEL	REMARK	ENGINE	GMB NO.	OEM NO.
CANTER	4200	02.05-04.08	FE83CEV	DIE	4D33	GWM-65A	ME995424
	4200	89.11-93.10	FG327B	DIE	4D33		ME993513
	4200	89.11-93.10	FG337BD	DIE	4D33		ME993513
	4200	89.11-93.10	FG337B	DIE	4D33		ME993513
	4200	89.11-93.10	FG337C	DIE	4D33		ME993513
	4200	89.11-93.10	FG337E	DIE	4D33		ME993513
	4200	89.11-93.10	FG437E	DIE	4D33		ME993513
	4200	96.11-99.05	FG507BD	DIE	4D33	GWM-65A	ME995424
	4200	96.11-99.05	FG507B	DIE	4D33	GWM-65A	ME995424
	4200	93.10-95.03	FG537BD	DIE	4D33	GWM-65A	ME995424
	4200	93.10-95.03	FG537BT	DIE	4D33	GWM-65A	ME995424
	4600	93.10-99.04	FE508B	DIE	4D35	GWM-65A	ME995424
	4600	93.10-99.04	FE518BD	DIE	4D35	GWM-65A	ME995424
	4600	93.10-96.11	FE518B	DIE	4D35	GWM-65A	ME995424
	4600	93.10-96.11	FE518BN	DIE	4D35	GWM-65A	ME995424
	4600	95.03-99.04	FE528E	DIE	4D35	GWM-65A	ME995424
	4600	95.03-99.04	FE538BD	DIE	4D35	GWM-65A	ME995424
	4600	93.10-99.04	FE538B	DIE	4D35	GWM-65A	ME995424
	4600	95.03-96.11	FE538C	DIE	4D35	GWM-65A	ME995424
	4600	93.10-99.04	FE538E	DIE	4D35	GWM-65A	ME995424
	4600	93.10-96.11	FE538EV	DIE	4D35	GWM-65A	ME995424
	4600	95.03-99.04	FE548B	DIE	4D35	GWM-65A	ME995424
	4600	95.03-99.04	FE548C	DIE	4D35	GWM-65A	ME995424
	4600	95.03-99.04	FE548E	DIE	4D35	GWM-65A	ME995424
	4600	96.10-99.04	FE568B	DIE	4D35	GWM-65A	ME995424
	4600	96.10-99.04	FE568C	DIE	4D35	GWM-65A	ME995424
	4600	96.10-99.04	FE568EV	DIE	4D35	GWM-65A	ME995424
	4600	93.10-99.04	FE638C	DIE	4D35	GWM-65A	ME995424
	4600	93.10-99.04	FE638E	DIE	4D35	GWM-65A	ME995424
	4600	95.03-99.04	FE638EN	DIE	4D35	GWM-65A	ME995424
	4600	93.10-96.11	FE638EV	DIE	4D35	GWM-65A	ME995424
	4600	93.10-96.11	FE638F	DIE	4D35	GWM-65A	ME995424
	4600	95.03-99.04	FE638G	DIE	4D35	GWM-65A	ME995424
	4600	93.10-99.04	FE648C	DIE	4D35	GWM-65A	ME995424
	4600	93.10-99.04	FE648E	DIE	4D35	GWM-65A	ME995424
	4600	93.10-96.11	FE648F	DIE	4D35	GWM-65A	ME995424
	4600	96.10-99.04	FE648G	DIE	4D35	GWM-65A	ME995424
	4600	95.03-99.04	FE658C	DIE	4D35	GWM-65A	ME995424
	4600	95.03-99.04	FE658E	DIE	4D35	GWM-65A	ME995424
	4600	95.03-96.11	FE658F	DIE	4D35	GWM-65A	ME995424
	4600	96.10-99.04	FE658G	DIE	4D35	GWM-65A	ME995424
	4600	96.10-99.04	FE668EV	DIE	4D35	GWM-65A	ME995424
	4600	96.11-99.05	FF658F	DIE	4D35	GWM-65A	ME995424
	4600	96.11-99.05	FG508BD	DIE	4D35	GWM-65A	ME995424
	4600	96.11-99.05	FG508B	DIE	4D35	GWM-65A	ME995424
	4600	93.10-99.05	FG538BD	DIE	4D35	GWM-65A	ME995424
	4600	93.10-99.05	FG538B	DIE	4D35	GWM-65A	ME995424
	4600	93.10-99.05	FG538BT	DIE	4D35	GWM-65A	ME995424
	4600	93.10-99.05	FG538E	DIE	4D35	GWM-65A	ME995424
	4600	93.10-99.05	FG638E	DIE	4D35	GWM-65A	ME995424
4900	99.05-02.05	FE63DCY	DTB	4M50		ME995072	
4900	99.05-02.05	FE63DE	DTB	4M50		ME995072	
4900	99.05-02.05	FE63DEV	DTB	4M50		ME995072	
4900	99.05-02.05	FE63DEX	DTB	4M50		ME995072	
4900	99.05-02.05	FE63DEY	DTB	4M50		ME995072	
4900	99.05-02.05	FE63DG	DTB	4M50		ME995072	
4900	99.05-02.05	FE63DGX	DTB	4M50		ME995072	
4900	99.05-02.05	FE63DGY	DTB	4M50		ME995072	
4900	04.02-	FE70DB	DTB	4M50		ME993898	
4900	04.02-	FE71DBD	DTB	4M50		ME993898	
4900	04.02-	FE72DB	DTB	4M50		ME993898	
4900	04.02-	FE72DC	DTB	4M50		ME993898	
4900	04.02-	FE72DE	DTB	4M50		ME993898	

# MITSUBISHI

CAR NAME	C.C.	YEAR	MODEL	REMARK	ENGINE	GMB NO.	OEM NO.
CANTER	4900	04.02-	FE72DEV	DTB	4M50		ME993898
	4900	04.02-	FE73DB	DTB	4M50		ME993898
	4900	04.02-	FE73DBX	DTB	4M50		ME993898
	4900	04.02-	FE73DBY	DTB	4M50		ME993898
	4900	04.02-	FE73DC	DTB	4M50		ME993898
	4900	04.02-	FE73DCX	DTB	4M50		ME993898
	4900	04.02-	FE73DCY	DTB	4M50		ME993898
	4900	04.02-	FE73DEN	DTB	4M50		ME993898
	4900	04.02-	FE73DEX	DTB	4M50		ME993898
	4900	04.02-	FE73DEY	DTB	4M50		ME993898
	4900	04.02-	FE78DEV	DTB	4M50		ME993898
	4900	02.05-	FE82DE	DTB	4M50		ME995072
	4900	02.05-	FE82DEV	DTB	4M50		ME995072
	4900	02.05-	FE82DEX	DTB	4M50		ME995072
	4900	02.05-	FE82DG	DTB	4M50		ME995072
	4900	02.05-04.02	FE83DCY	DTB	4M50		ME995072
	4900	02.05-04.02	FE83DEN	DTB	4M50		ME995072
	4900	02.05-04.02	FE83DEY	DTB	4M50		ME995072
	4900	02.05-04.02	FE83DGN	DTB	4M50		ME995072
	4900	02.05-04.02	FE83DGY	DTB	4M50		ME995072
	4900	02.05-04.02	FE83DJZ	DTB	4M50		ME995072
	4900	99.05-	FF63DFY	DTB	4M50		ME995072
	4900	99.05-	FF63DHY	DTB	4M50		ME995072
	4900	02.05-	FF83DFY	DTB	4M50		ME993898
	4900	02.05-	FF83DFY	DTB	4M50		ME995072
	4900	02.05-	FF83DHY	DTB	4M50		ME993898
	4900	02.05-	FF83DHY	DTB	4M50		ME995072
	4900	04.07-	FG70DBD	DTB	4M50		ME994025
	4900	04.07-	FG70DB	DTB	4M50		ME994025
	4900	04.07-	FG72DB	DTB	4M50		ME994025
	4900	04.07-	FG72DC	DTB	4M50		ME994025
	4900	04.07-	FG72DE1	DTB	4M50		ME994025
	4900	04.07-	FG72DE	DTB	4M50		ME994025
	4900	04.07-	FG73DCD	DTB	4M50		ME993898
	4900	04.07-	FG73DC	DTB	4M50		ME993898
	4900	04.07-	FG73DD	DTB	4M50		ME993898
	4900	04.07-	FG73DE	DTB	4M50		ME993898
	4900	04.07-	FG82DE	DTB	4M50		ME993898
	4900	04.07-	FG83DE	DTB	4M50		ME993898
	4900	04.07-	FG88DE	DTB	4M50		ME993898
	5200	99.05-02.05	FE50EB	DIE	4M51		ME995072
	5200	99.05-02.05	FE50EBT	DIE	4M51		ME995072
	5200	97.11-99.05	FE512BD	DIE	4M51		ME995072
	5200	99.05-02.05	FE51EBD	DIE	4M51		ME995072
	5200	99.05-02.05	FE52EB	DIE	4M51		ME995072
	5200	99.05-02.05	FE52EE	DIE	4M51		ME995072
	5200	97.11-99.05	FE532BD	DIE	4M51		ME995072
	5200	97.11-99.05	FE532B	DIE	4M51		ME995072
	5200	99.05-02.05	FE53EBD	DIE	4M51		ME995072
	5200	99.05-02.05	FE53EB	DIE	4M51		ME995072
	5200	99.05-02.05	FE53EBX	DIE	4M51		ME995072
	5200	97.11-99.05	FE542B	DIE	4M51		ME995072
5200	97.11-99.05	FE542C	DIE	4M51		ME995072	
5200	97.11-99.05	FE542E	DIE	4M51		ME995072	
5200	97.11-99.05	FE562B	DIE	4M51		ME995072	
5200	97.11-99.05	FE562C	DIE	4M51		ME995072	
5200	97.11-99.05	FE562E	DIE	4M51		ME995072	
5200	97.11-99.05	FE562EV	DIE	4M51		ME995072	
5200	99.05-02.05	FE59EEV	DIE	4M51		ME995072	
5200	99.05-02.05	FE62EE	DIE	4M51		ME995072	
5200	97.11-99.05	FE632C	DIE	4M51		ME995072	
5200	97.11-99.05	FE632EN	DIE	4M51		ME995072	
5200	97.11-99.05	FE632G	DIE	4M51		ME995072	

# MITSUBISHI

CAR NAME	C.C.	YEAR	MODEL	REMARK	ENGINE	GMB NO.	OEM NO.
	5200	99.05-02.05	FE63EC	DIE	4M51		ME995072
	5200	99.05-02.05	FE63ECX	DIE	4M51		ME995072
	5200	99.05-02.05	FE63ECY	DIE	4M51		ME995072
	5200	99.05-02.05	FE63EE	DIE	4M51		ME995072
	5200	99.05-02.05	FE63EEN	DIE	4M51		ME995072
	5200	99.05-02.05	FE63EEV	DIE	4M51		ME995072
	5200	99.05-02.05	FE63EEX	DIE	4M51		ME995072
	5200	99.05-02.05	FE63EEY	DIE	4M51		ME995072
	5200	97.11-99.05	FE642C	DIE	4M51		ME995072
	5200	97.11-99.05	FE642E	DIE	4M51		ME995072
	5200	97.11-99.05	FE642G	DIE	4M51		ME995072
	5200	97.11-99.05	FE652C	DIE	4M51		ME995072
	5200	97.11-99.05	FE652E	DIE	4M51		ME995072
	5200	97.11-99.05	FE652G	DIE	4M51		ME995072
	5200	97.11-99.05	FE662E	DIE	4M51		ME995072
	5200	97.11-99.05	FE662EV	DIE	4M51		ME995072
	5200	99.05-02.05	FE69EEV	DIE	4M51		ME995072
	5200	02.05-04.08	FE70EBD	DIE	4M51		ME995072
	5200	02.05-04.08	FE70EB	DIE	4M51		ME995072
	5200	02.05-04.08	FE71EBD	DIE	4M51		ME995072
	5200	02.05-04.08	FE72EB	DIE	4M51		ME995072
	5200	02.05-04.08	FE72EC	DIE	4M51		ME995072
	5200	02.05-04.08	FE72EE	DIE	4M51		ME995072
	5200	02.05-04.08	FE72EEV	DIE	4M51		ME995072
	5200	02.05-04.08	FE73EB	DIE	4M51		ME995072
	5200	02.05-04.08	FE73EBX	DIE	4M51		ME995072
	5200	02.05-04.08	FE73EBY	DIE	4M51		ME995072
	5200	02.05-04.08	FE73EC	DIE	4M51		ME995072
	5200	02.05-04.08	FE73ECX	DIE	4M51		ME995072
	5200	02.05-04.08	FE73ECY	DIE	4M51		ME995072
	5200	02.05-04.08	FE73EEN	DIE	4M51		ME995072
	5200	02.05-04.08	FE73EEX	DIE	4M51		ME995072
	5200	02.05-04.08	FE73EEY	DIE	4M51		ME995072
	5200	02.05-04.08	FE78EEV	DIE	4M51		ME995072
	5200	02.05-04.08	FE82EC	DIE	4M51		ME995072
	5200	02.05-04.08	FE82EE	DIE	4M51		ME995072
	5200	02.05-04.08	FE82EEV	DIE	4M51		ME995072
	5200	02.05-04.08	FE82EEX	DIE	4M51		ME995072
	5200	02.05-04.08	FE82EG	DIE	4M51		ME995072
	5200	02.05-04.08	FE83EC	DIE	4M51		ME995072
	5200	02.05-04.08	FE83ECX	DIE	4M51		ME995072
	5200	02.05-04.08	FE83ECY	DIE	4M51		ME995072
	5200	02.05-04.08	FE83EEN	DIE	4M51		ME995072
	5200	02.05-04.08	FE83EEV	DIE	4M51		ME995072
	5200	02.05-04.08	FE83EEY	DIE	4M51		ME995072
	5200	02.05-04.08	FE83EGN	DIE	4M51		ME995072
	5200	02.05-04.08	FE83EGY	DIE	4M51		ME995072
	5200	02.05-04.08	FE88EEV	DIE	4M51		ME995072
	5200	99.05-	FF63EFY	DIE	4M51		ME995072
	5200	99.05-	FF63EHY	DIE	4M51		ME995072
	5200	02.05-05.03	FF83EFY	DIE	4M51		ME995072
	5200	02.05-05.03	FF83EHY	DIE	4M51		ME995072
	5200	99.05-	FG50EBD	DIE	4M51		ME995528
	5200	99.05-	FG50EB	DIE	4M51		ME995528
	5200	99.05-	FG52EB	DIE	4M51		ME995528
	5200	99.05-	FG52EC	DIE	4M51		ME995528
	5200	99.05-	FG52EE	DIE	4M51		ME995528
	5200	99.12-	FG53EB	DIE	4M51		ME995072
	5200	99.05-	FG62EE	DIE	4M51		ME995072
	5200	99.05-	FG63EE	DIE	4M51		ME995072
	5200	99.05-	FG68EE	DIE	4M51		ME995072
	5200	02.05-05.03	FG70EBD	DIE	4M51		ME995528
	5200	02.05-05.03	FG70EB	DIE	4M51		ME995528

CANTER

# MITSUBISHI

CAR NAME	C.C.	YEAR	MODEL	REMARK	ENGINE	GMB NO.	OEM NO.
CANTER	5200	02.05-05.03	FG72EB	DIE	4M51		ME995528
	5200	02.05-05.03	FG72EC	DIE	4M51		ME995528
	5200	02.05-05.03	FG72EE	DIE	4M51		ME995528
	5200	02.05-05.03	FG73EBD	DIE	4M51		ME995072
	5200	02.05-05.03	FG73EB	DIE	4M51		ME995072
	5200	02.05-05.03	FG73EC	DIE	4M51		ME995072
	5200	02.05-05.03	FG73ED	DIE	4M51		ME995072
	5200	02.05-05.03	FG73EE	DIE	4M51		ME995072
	5200	02.05-05.03	FG82EE	DIE	4M51		ME995072
	5200	02.05-05.03	FG83EE	DIE	4M51		ME995072
	5200	02.05-05.03	FG88EE	DIE	4M51		ME995072
CHALLENGER	2500	96.05-97.07	K94W	DTB	4D56	GWM-52A	MD972002
	2500	96.05-97.07	K94WG	DTB	4D56	GWM-52A	MD972002
	2800	96.05-99.05	K97WG	DTB	4M40	GWM-57A	ME993473
	3000	96.05-98.07	K96W	ECI	6G72		1300A012
	3000	96.05-98.07	K96W	ECI	6G72		MD979169
	3500	99.05-01.08	K99W	GDI	6G74		MD978742
	3500	97.08-01.08	K99W	GDI	6G74		MD979170
CHARIOT	1600	83.01-86.07	D02W	GAS	G32B	GWM-19A	MD974719
	1800	84.06-91.05	D09W	DTB	4D65		MD997128
	1800	84.06-91.05	D05W	GAS	G37B	GWM-19A	MD974719
	1800	83.01-84.05	D03W	GAS	G62B	GWM-27A	MD997614
	1800	83.07-86.07	D03W	TBO	G62B	GWM-27A	MD997614
	2000	92.06-97.10	N38W	DTB	4D68	GWM-56A	MD972054
	2000	92.06-97.10	N48W	DTB	4D68	GWM-56A	MD972054
	2000	91.03-97.10	N33W	ECI	4G63	GWM-48A	MD972050
	2000	91.03-97.10	N33W	ECI	4G63	GWM-45A	MD972053
	2000	91.03-97.10	N43W	ECI	4G63	GWM-48A	MD972050
	2000	91.03-97.10	N43W	ECI	4G63	GWM-45A	MD972053
	2000	95.05-97.10	N43W	TBO	4G63	GWM-48A	MD972050
	2000	84.06-91.05	D08W	ECI	G63B	GWM-27A	MD997614
	2000	84.06-91.05	D08W	GAS	G63B	GWM-27A	MD997614
	2400	93.05-97.10	N34W	ECI	4G64	GWM-48A	MD972050
	2400	93.05-97.10	N44W	ECI	4G64	GWM-48A	MD972050
	2400	97.08-05.03	N84W	GDI	4G64		MD976464
	2400	97.08-05.03	N94W	GDI	4G64		MD976464
3000	99.10-02.04	N86W	GDI	6G72		MD978743	
3000	99.10-02.04	N96W	GDI	6G72		MD978743	
COLT	1300	04.10-	Z21A		4A90		MN143664
	1300	04.10-	Z22A		4A90		MN143664
	1300	04.10-	Z23A		4A90		MN143664
	1300	04.10-	Z23W		4A90		MN143664
	1300	02.10-04.10	Z25A	ECI	4G19		MN155686
	1300	02.11-04.10	Z26A	ECI	4G19		MN155686
	1500	04.10-	Z24A		4G15		MN143664
	1500	04.10-	Z24W		4G15		MN143664
	1500	02.10-04.10	Z27A	ECI	4G15		MN155686
	1500	04.10-	Z27W		4G15		MN155686
	1500	02.11-04.10	Z28A	ECI	4G15		MN155686
CORDIA TREDIA	1400	82.02-84.07	A211		G12B	GWM-17A	MD030863
	1600	82.02-88.12	A212		G32B	GWM-46A	MD997699
	1800	84.08-87.12	A215		G37B	GWM-46A	MD997699
	1800	82.02-87.12	A213		G62B	GWM-27A	MD011757
DEBONAIR	2000	86.07-92.07	S11A	ECI	6G71	GWM-40A	MD972003
	2000	87.06-92.07	S11A	LPG	6G71	GWM-40A	MD972003
	2000	87.01-89.10	S11A	SPC	6G71	GWM-40A	MD972003
	2600	76.04-78.04	A32		4G54	GWM-13A	MD997082
	2600	78.04-86.07	A33		G54B	GWM-13A	MD-997082



# MITSUBISHI

CAR NAME	C.C.	YEAR	MODEL	REMARK	ENGINE	GMB NO.	OEM NO.
DEBONAIR	3000	86.07-92.07	S12A	ECI	6G72	GWM-40A	MD972003
	3000	86.10-89.08	S12AG	ECI	6G72	GWM-40A	MD972003
	3000	89.10-92.07	S12A	TWC	6G72	GWM-50A	MD972005
	3000	92.09-99.12	S22A	LPG	6G72	GWM-40A	MD972003
	3000	92.09-99.12	S22A	MPI	6G72	GWM-40A	MD972003
	3500	95.10-99.12	S26A	MPI	6G74	GWM-50A	MD972005
	3500	92.09-99.12	S27A	MPI	6G74	GWM-50A	MD972005
DELICA (VAN,JETSTAR)	1400	91.01-	T120SS		4G17	GWM-49A	MD997685
	1400	86.04-94.05	L036P	GAS	G33B	GWM-12A	MD997610
	1400	86.04-94.05	P01V	GAS	G33B	GWM-12A	MD997610
	1600	79.06-82.09	L32P		4G32	GWM-12A	MD009000
	1600	79.06-82.09	L32PV		4G32	GWM-12A	MD009000
	1600	79.06-82.09	L34P		4G32	GWM-12A	MD009000
	1600	94.03-99.06	P02T	GAS	4G92	GWM-47A	MD300799
	1600	94.05-99.08	P06V	GAS	4G92	GWM-47A	MD300799
	1600	86.04-94.05	L063P	GAS	G32B	GWM-12A	MD997610
	1600	79.06-89.12	L33P		G32B	GWM-12A	MD009000
	1600	79.06-89.12	L33PV		G32B	GWM-12A	MD009000
	1600	79.06-89.12	L33PW		G32B	GWM-12A	MD009000
	1600	79.06-89.12	L63P		G32B	GWM-12A	MD009000
	1600	79.06-89.12	L63PV		G32B	GWM-12A	MD009000
	1600	79.06-89.12	L63PW		G32B	GWM-12A	MD009000
	1600	79.06-89.12	P02		G32B	GWM-12A	MD009000
	1600	86.04-94.05	P02V	GAS	G32B	GWM-12A	MD997610
	1600	79.06-89.12	P12		G32B	GWM-12A	MD009000
	1600	86.08-93.06	P12V	GAS	G32B	GWM-12A	MD997610
	1800	02.08-	SK82LM	ECI	F8E		MQ906188
	1800	02.08-	SK82TM	ECI	F8E		MQ906188
	1800	99.09-	SK82TM	GAS	F8E		MQ906188
	1800	02.08-	SK82VM	ECI	F8E		MQ906188
	1800	99.09-	SK82VM	GAS	F8E		MQ906188
	1800	02.09-	SKE6VM	ECI	F8E		MQ906188
	1800	81.06-86.06	L35G		G62B	GWM-24A	MD041041
	1800	81.06-86.06	L35GV		G62B	GWM-24A	MD041041
	1800	80.10-81.08	L35GV		G62B	GWM-12A	MD041050
	1800	81.06-86.06	L35GW		G62B	GWM-24A	MD041041
	1800	80.10-81.08	L35GW		G62B	GWM-12A	MD041050
	1800	81.06-86.06	L35PW		G62B	GWM-24A	MD041041
	1800	80.10-81.08	L35PW		G62B	GWM-12A	MD041050
	2000	94.05-99.08	P07V	GAS	4G63	GWM-61A	MD972934
	2000	94.03-99.06	P13T	GAS	4G63	GWM-61A	MD972934
	2000	94.05-99.08	P17V	GAS	4G63	GWM-61A	MD972934
	2000	94.05-99.08	P27V	GAS	4G63	GWM-61A	MD972934
	2000	94.03-99.04	PA3V	GAS	4G63	GWM-61A	MD972934
	2000	02.09-05.03	SKE6VM	ECI	F8E		MQ906188
	2000	99.09-02.09	SKE6VM	GAS	FEE		MQ906188
	2000	83.11-86.06	L37G		G63B	GWM-23A	MD041041
	2000	83.11-86.06	L37GV		G63B	GWM-23A	MD041041
	2000	83.11-86.06	L37GW		G63B	GWM-23A	MD041041
	2000	93.05-94.05	P03V	GAS	G63B	GWM-23A	MD972051
	2000	87.09-90.08	P03W	ECI	G63B	GWM-23A	MD997615
	2000	86.04-99.08	P03W	GAS	G63B	GWM-23A	MD997615
	2000	93.05-94.05	P13V	GAS	G63B	GWM-23A	MD972051
	2000	86.04-94.05	P23V	GAS	G63B	GWM-23A	MD997615
	2000	87.09-89.08	P23W	ECI	G63B	GWM-23A	MD997615
	2000	87.12-90.08	P23W	GAS	G63B		MD997305
	2000	86.04-90.08	P23W	GAS	G63B	GWM-23A	MD997615
	2000	03.12-	SKF6MM	DTB	RF		MQ909924
	2000	03.12-	SKF6VM	DTB	RF		MQ909924
	2200	99.09-	SK22LM	DIE	R2		MQ909390
2200	99.09-	SK22MM	DIE	R2		MQ909390	
2200	99.09-	SK22TM	DIE	R2		MQ909390	

# MITSUBISHI

CAR NAME	C.C.	YEAR	MODEL	REMARK	ENGINE	GMB NO.	OEM NO.
<b>DELICA (VAN,JETSTAR)</b>	2200	99.09-	SK22VM	DIE	R2		MQ909390
	2300	82.10-86.08	L38G	DIE	4D55	<b>GWM-39A</b>	MD997150
	2300	82.10-86.08	L38GV	DIE	4D55	<b>GWM-39A</b>	MD997150
	2300	82.10-86.08	L38GW	DIE	4D55	<b>GWM-39A</b>	MD997150
	2300	82.10-86.08	L38P	DIE	4D55	<b>GWM-39A</b>	MD997150
	2300	82.10-86.08	L38PV	DIE	4D55	<b>GWM-39A</b>	MD997150
	2300	82.10-86.08	L38PW	DIE	4D55	<b>GWM-39A</b>	MD997150
	2300	82.10-86.08	L68P	DIE	4D55	<b>GWM-39A</b>	MD997150
	2300	82.10-86.08	L68PV	DIE	4D55	<b>GWM-39A</b>	MD997150
	2300	82.10-86.08	L68PW	DIE	4D55	<b>GWM-39A</b>	MD997150
	2400	89.08-93.06	P04W	ECI	4G64	<b>GWM-23A</b>	MD972051
	2400	89.08-94.05	P24W	ECI	4G64	<b>GWM-23A</b>	MD972051
	2400	94.03-02.07	PA4W	ECI	4G64	<b>GWM-61A</b>	MD972934
	2400	99.05-02.07	PB4W	ECI	4G64	<b>GWM-61A</b>	MD972934
	2400	99.05-02.07	PC4W	ECI	4G64	<b>GWM-61A</b>	MD972934
	2400	94.03-97.05	PD4W	ECI	4G64	<b>GWM-61A</b>	MD972934
	2500	88.08-94.05	L039G	DIE	4D56	<b>GWM-39A</b>	MD972001
	2500	86.04-94.05	L039P	DIE	4D56	<b>GWM-39A</b>	MD972001
	2500	86.04-94.05	L069P	DIE	4D56	<b>GWM-39A</b>	MD972001
	2500	94.03-99.06	P05T	DTB	4D56	<b>GWM-39A</b>	MD972001
	2500	86.04-94.05	P05V	DIE	4D56	<b>GWM-39A</b>	MD972001
	2500	94.05-99.08	P05V	DTB	4D56	<b>GWM-39A</b>	MD972001
	2500	86.04-99.08	P05W	DTB	4D56	<b>GWM-39A</b>	MD972001
	2500	94.03-99.06	P15T	DTB	4D56	<b>GWM-39A</b>	MD972001
	2500	86.08-99.08	P15V	DIE	4D56	<b>GWM-39A</b>	MD972001
	2500	94.05-99.08	P15V	DTB	4D56	<b>GWM-39A</b>	MD972001
	2500	86.08-90.08	P15W	DIE	4D56	<b>GWM-39A</b>	MD972001
	2500	90.08-96.01	P15W	DTB	4D56	<b>GWM-39A</b>	MD972001
	2500	94.03-99.06	P25T	DTB	4D56	<b>GWM-39A</b>	MD972001
	2500	86.04-94.08	P25V	DIE	4D56	<b>GWM-39A</b>	MD972001
	2500	94.05-99.08	P25V	DTB	4D56	<b>GWM-39A</b>	MD972001
	2500	91.08-93.05	P25W	DIE	4D56	<b>GWM-39A</b>	MD972001
	2500	86.04-99.08	P25W	DTB	4D56	<b>GWM-39A</b>	MD972001
	2500	89.08-99.08	P35W	DTB	4D56	<b>GWM-39A</b>	MD972001
	2500	90.08-94.05	P45V	DIE	4D56	<b>GWM-39A</b>	MD972001
	2500	94.05-99.08	P45V	DTB	4D56	<b>GWM-39A</b>	MD972001
	2500	94.03-99.04	PA5V	DTB	4D56	<b>GWM-39A</b>	MD972001
	2500	94.03-99.04	PA5W	DTB	4D56	<b>GWM-52A</b>	MD972002
	2500	94.03-99.04	PB5V	DTB	4D56	<b>GWM-39A</b>	MD972001
	2500	94.03-99.04	PB5W	DTB	4D56	<b>GWM-52A</b>	MD972002
	2500	94.03-99.04	PC5W	DTB	4D56	<b>GWM-52A</b>	MD972002
	2500	94.03-99.04	PD5V	DTB	4D56	<b>GWM-39A</b>	MD972001
	2500	99.09-03.12	SK56MM	DIE	WL		MQ908516
	2500	99.09-03.12	SK56VM	DIE	WL		MQ908516
2800	94.03-04.10	PD8W	DTB	4M40	<b>GWM-57A</b>	ME993473	
2800	94.03-04.10	PE8W	DTB	4M40	<b>GWM-57A</b>	ME993473	
2800	94.03-04.10	PF8W	DTB	4M40	<b>GWM-57A</b>	ME993473	
3000	94.03-99.04	PB6W	ECI	6G72		1300A012	
3000	94.03-99.04	PB6W	ECI	6G72		MD979169	
3000	94.03-	PD6W	ECI	6G72		1300A012	
3000	99.06-04.10	PD6W	ECI	6G72	<b>GWM-51A</b>	MD978741	
3000	94.03-05.03	PD6W	ECI	6G72		MD979169	
3000	94.03-04.10	PF6W	ECI	6G72		1300A012	
3000	99.05-04.10	PF6W	ECI	6G72	<b>GWM-51A</b>	MD978741	
3000	94.03-04.10	PF6W	ECI	6G72		MD979169	
<b>DIAMANTE</b>	2000	92.09-95.01	F12A	ECI	6A12	<b>GWM-55A</b>	MD302010
	2000	90.05-92.10	F11A	ECI	6G71	<b>GWM-40A</b>	MD972003
	2500	02.09-04.11	F34A	ECI	6A13	<b>GWM-55A</b>	MD302010
	2500	90.05-95.01	F13A	ECI	6G73	<b>GWM-40A</b>	MD972003
	2500	90.05-95.01	F13A	ECI	6G73	<b>GWM-50A</b>	MD972005
	2500	90.05-93.11	F15A	ECI	6G73	<b>GWM-50A</b>	MD972005
	2500	90.05-95.01	F25A	ECI	6G73	<b>GWM-50A</b>	MD972005

# MITSUBISHI

CAR NAME	C.C.	YEAR	MODEL	REMARK	ENGINE	GMB NO.	OEM NO.
<b>DIAMANTE</b>	2500	99.09-02.09	F31A	ECI	6G73		MD978744
	2500	95.01-97.06	F31A	ECI	6G73	<b>GWM-51A</b>	MD978764
	2500	95.01-99.09	F31AK	ECI	6G73		MD978743
	2500	95.01-99.09	F31AK	ECI	6G73	<b>GWM-51A</b>	MD978764
	2500	99.09-02.09	F41A	ECI	6G73		MD978744
	2500	95.01-97.06	F41A	ECI	6G73	<b>GWM-51A</b>	MD978764
	3000	90.05-95.01	F17A	ECI	6G72	<b>GWM-50A</b>	MD972005
	3000	90.05-95.01	F27A	ECI	6G72	<b>GWM-50A</b>	MD972005
	3000	95.01-97.06	F36A	ECI	6G72	<b>GWM-51A</b>	MD978764
	3000	97.07-02.09	F36A	GDI	6G72		MD978743
	3000	97.07-02.09	F36A	GDI	6G72	<b>GWM-51A</b>	MD978764
	3000	97.07-05.03	F36W	ECI	6G72		MD978743
	3000	97.07-05.03	F36W	ECI	6G72	<b>GWM-51A</b>	MD978764
	3000	95.01-97.06	F46A	ECI	6G72	<b>GWM-51A</b>	MD978764
	3000	97.07-02.09	F46A	GDI	6G72		MD978743
3000	97.07-02.09	F46A	GDI	6G72	<b>GWM-51A</b>	MD978764	
3000	95.01-97.06	F47A	ECI	6G72	<b>GWM-51A</b>	MD978764	
<b>DIGNITY</b>	4500	00.02-01.05	S43A	GDI	8A80		MD977825
<b>DINGO</b>	1300	01.01-02.08	CQ1A	ECI	4G13		MD370803
	1300	00.01-02.08	CQ1A	MPI	4G13		MD370803
	1500	98.11-02.08	CQ2A	GDI	4G15	<b>GWM-54A</b>	MD365087
	1500	98.11-02.08	CQ2A	GDI	4G15		MD370803
	1800	00.02-02.08	CQ5A	GDI	4G93	<b>GWM-59A</b>	MD309756
<b>DION</b>	1800	02.04-	CR5W	TBO	4G93	<b>GWM-59A</b>	MD309756
	2000	00.01-02.03	CR9W	GDI	4G63	<b>GWM-81A</b>	MD978552
	2000	00.07-	CR6W	GDI	4G94	<b>GWM-59A</b>	MD309756
<b>ECLIPSE</b>	2000	89.09-94.12	D22A		4G63	<b>GWM-44A</b>	MD997621
	2000	89.09-94.12	D27A		4G63	<b>GWM-44A</b>	MD997621
<b>eK WAGON</b>	660	01.10-04.05	H81W	ECI	3G83	<b>GWM-73A</b>	MD977025
	660	02.09-04.05	H81W	TBO	3G83	<b>GWM-73A</b>	MD977025
<b>EMERAUDE</b>	1800	92.07-94.10	E52A	GAS	4G93	<b>GWM-47A</b>	MD179030
	1800	92.07-96.08	E53A	MPI	6A11	<b>GWM-55A</b>	MD302010
	2000	92.07-96.08	E54A	MPI	6A12	<b>GWM-55A</b>	MD302010
	2000	92.07-96.08	E64A	MPI	6A12	<b>GWM-55A</b>	MD302010
	2000	94.10-96.08	E74A	MPI	6A12	<b>GWM-55A</b>	MD302010
	2000	92.07-94.10	E84A	MPI	6A12	<b>GWM-55A</b>	MD302010
<b>ETERNA(Σ・Λ) GALANT(Σ・Λ)</b>	1600	76.05-76.12	A121		4G32	<b>GWM-01A</b>	MD001300
	1600	77.01-82.09	A121		4G32	<b>GWM-12A</b>	MD009000
	1600	87.08-92.05	E31A	GAS	4G32	<b>GWM-19A</b>	MD974719
	1600	77.01-84.03	A131		G32B	<b>GWM-12A</b>	MD009000
	1600	77.01-84.03	A161		G32B	<b>GWM-12A</b>	MD009000
	1600	84.02-87.09	E11A	GAS	G32B	<b>GWM-19A</b>	MD974719
	1800	84.03-87.09	E14A	DTB	4D65		MD997128
	1800	86.04-87.09	E14AR	DTB	4D65		MD997128
	1800	88.02-92.05	E34A	DTB	4D65	<b>GWM-69A</b>	MD997692
	1800	88.02-92.05	E34AR	DTB	4D65	<b>GWM-69A</b>	MD997692
	1800	87.08-89.10	E32A	ECI	4G37	<b>GWM-19A</b>	MD974719
	1800	87.08-92.05	E32A	GAS	4G37	<b>GWM-19A</b>	MD974719
	1800	88.02-92.05	E32AR	GAS	4G37	<b>GWM-19A</b>	MD974719
	1800	88.09-92.05	E37A	ECI	4G37	<b>GWM-19A</b>	MD974719
	1800	89.10-92.05	E37A	GAS	4G37	<b>GWM-19A</b>	MD974719
	1800	89.04-92.05	E35A	ECI	4G67	<b>GWM-44A</b>	MD972052
	1800	89.04-92.05	E35A	TWC	4G67	<b>GWM-44A</b>	MD972052
	1800	96.01-99.08	E19A	LPG	4G93	<b>GWM-47A</b>	MD972456
	1800	92.03-96.08	E52A	GAS	4G93	<b>GWM-47A</b>	MD300799
	1800	94.08-96.08	E52A	MPI	4G93	<b>GWM-47A</b>	MD300799

# MITSUBISHI

CAR NAME	C.C.	YEAR	MODEL	REMARK	ENGINE	GMB NO.	OEM NO.
<b>ETERNA(Σ・Λ) GALANT(Σ・Λ)</b>	1800	92.03-96.08	E72A	GAS	4G93	<b>GWM-47A</b>	MD179030
	1800	96.07-00.05	EA1A	GDI	4G93	<b>GWM-59A</b>	MD309756
	1800	96.10-00.05	EC1A	GDI	4G93	<b>GWM-59A</b>	MD309756
	1800	92.03-96.08	E53A	MPI	6A11	<b>GWM-55A</b>	MD302010
	1800	83.08-90.12	E12A	GAS	G37B	<b>GWM-19A</b>	MD974719
	1800	83.08-96.01	E12A	LPG	G37B	<b>GWM-19A</b>	MD974719
	1800	84.03-88.09	E12AR	GAS	G37B	<b>GWM-19A</b>	MD974719
	1800	84.10-88.09	E12AR	LPG	G37B	<b>GWM-19A</b>	MD974719
	1800	81.08-83.07	A162		G62B	<b>GWM-23A</b>	MD041041
	1800	80.01-81.07	A162		G62B	<b>GWM-24A</b>	MD041050
	1800	86.01-90.11	E13A	ECI	G62B	<b>GWM-27A</b>	MD997614
	1800	83.08-85.12	E13A	TBO	G62B	<b>GWM-27A</b>	MD997614
	2000	92.06-96.08	E57A	DTB	4D68	<b>GWM-56A</b>	MD972054
	2000	92.06-96.08	E77A	DTB	4D68	<b>GWM-56A</b>	MD972054
	2000	76.05-77.08	A122		4G51	<b>GWM-13A</b>	MD021490
	2000	76.05-77.08	A123		4G52	<b>GWM-13A</b>	MD021490
	2000	90.08-92.05	E33A	ECI	4G63	<b>GWM-44A</b>	MD972052
	2000	87.08-92.05	E33A	TWC	4G63	<b>GWM-44A</b>	MD972052
	2000	88.02-92.05	E38A	TBO	4G63	<b>GWM-44A</b>	MD972052
	2000	87.09-92.05	E39A	TBO	4G63	<b>GWM-44A</b>	MD972052
	2000	87.09-92.05	E39A	TWC	4G63	<b>GWM-44A</b>	MD972052
	2000	00.05-	EA7A	GDI	4G94	<b>GWM-59A</b>	MD309756
	2000	00.05-	EC7A	GDI	4G94	<b>GWM-59A</b>	MD309756
	2000	92.03-96.08	E54A	MPI	6A12	<b>GWM-55A</b>	MD302010
	2000	92.03-96.08	E64A	MPI	6A12	<b>GWM-55A</b>	MD302010
	2000	94.10-96.08	E74A	MPI	6A12	<b>GWM-55A</b>	MD302010
	2000	93.02-96.08	E74A	TBO	6A12	<b>GWM-55A</b>	MD302010
	2000	92.03-94.10	E84A	MPI	6A12	<b>GWM-55A</b>	MD302010
	2000	92.03-96.08	E84A	TBO	6A12	<b>GWM-55A</b>	MD302010
	2000	86.10-90.12	E17A	ECI	6G71	<b>GWM-40A</b>	MD972003
	2000	77.08-79.12	A132		G51B	<b>GWM-13A</b>	MD021490
	2000	77.08-80.10	A133		G52B	<b>GWM-13A</b>	MD021490
	2000	81.07-83.07	A163		G63B	<b>GWM-23A</b>	MD041041
	2000	80.01-81.07	A163		G63B	<b>GWM-24A</b>	MD041050
	2000	83.08-86.09	A163		G63B	<b>GWM-27A</b>	MD997081
	2000	81.07-83.07	A164		G63B	<b>GWM-23A</b>	MD041041
	2000	80.01-81.07	A164		G63B	<b>GWM-24A</b>	MD041050
	2000	83.08-86.09	A164		G63B	<b>GWM-27A</b>	MD997081
	2000	81.09-86.09	A168V		G63B	<b>GWM-23A</b>	MD997615
	2000	86.01-86.12	E15A	ECI	G63B	<b>GWM-27A</b>	MD997614
	2000	83.08-85.12	E15A	GAS	G63B	<b>GWM-27A</b>	MD997614
	2000	86.10-90.07	E15AK	TBO	G63B		MD997503
	2000	86.10-90.07	E15AK	TBO	G63B	<b>GWM-27A</b>	MD997614
	2000	83.08-90.11	E15A	TBO	G63B	<b>GWM-27A</b>	MD997614
	2300	80.04-83.12	A167A	DIE	4D55		MD997619
	2300	80.04-83.09	A167	DIE	4D55	<b>GWM-32A</b>	MD050450
	2400	98.08-02.09	EA3A	GDI	4G64		MD976464
	2400	98.08-02.09	EC3A	GDI	4G64		MD976464
	2500	96.07-02.09	EC5A	TBO	6A13	<b>GWM-55A</b>	MD302010
	2600	79.05-80.11	A135A		G54B	<b>GWM-37A</b>	MD997178
2600	79.01-	A135		G54B	<b>GWM-13A</b>	MD021490	
2600	79.05-80.11	A166A		G54B	<b>GWM-37A</b>	MD997178	
2600	79.01-	A166		G54B	<b>GWM-13A</b>	MD021490	
3000	89.05-90.12	E18A	ECI	6G72	<b>GWM-40A</b>	MD972003	
<b>FTO</b>	1800	94.09-99.08	DE2A	ECI	4G93	<b>GWM-59A</b>	MD309756
	2000	94.09-00.07	DE3A	ECI	6A12	<b>GWM-55A</b>	MD302010
<b>FUSO 4.5TON</b>	4700	74.01-	T650	DIE	6DS1		ME023699
	5000	74.01-	T651	DIE	6DS5		ME023699
	5100	74.01-	T652	DIE	6DS3		ME023699
	5400	76.01-	FK102	DIE	6DS7	<b>GWM-21A</b>	ME025100
	5400	74.01-	T653	DIE	6DS7		ME023699

# MITSUBISHI

CAR NAME	C.C.	YEAR	MODEL	REMARK	ENGINE	GMB NO.	OEM NO.
FUSO 4.5TON	6000	76.01-	FK103		DIE 6D10		ME035082
	6000	74.01-76.12	T654		DIE 6D10		ME035082
	6600	76.01-	FK115		DIE 6D14		ME035082
	6600	75.01-76.12	T656		DIE 6D14		ME035082
GALANT FTO GTO	1300	69.01-71.12	A51		4G30	GWM-01A	MD001300
	1400	71.01-73.12	A54		4G33	GWM-01A	MD001300
	1400	71.01-73.12	A62		4G33	GWM-01A	MD001300
	1500	69.01-71.12	A52		3G31	GWM-01A	MD001300
	1600	73.05-76.04	A112		4G32	GWM-01A	MD001300
	1600	73.05-76.04	A117		4G32	GWM-01A	MD001300
	1600	70.01-75.10	A53		4G32	GWM-01A	MD001300
	1600	70.01-75.10	A63		4G32	GWM-01A	MD001300
	1700	72.01-76.04	A55C		4G35	GWM-01A	MD001300
	1800	73.01-75.10	A114		4G51		MD021450
	1800	75.10-76.04	A114		4G51	GWM-13A	MD021490
	2000	73.05-75.10	A115A		4G52		MD021450
	2000	75.10-76.04	A115A		4G52	GWM-37A	MD997178
2000	73.05-75.10	A57		4G52		MD021450	
GRANDIS	2400	03.05-04.03	NA4W		ECI 4G69	GWM-78A	MD979395
GTO	3000	95.08-00.07	Z15A		ECI 6G72	GWM-50A	MD972005
	3000	94.08-00.07	Z15A		TBO 6G72	GWM-50A	MD972005
	3000	90.10-00.07	Z16A		ECI 6G72	GWM-50A	MD972005
	3000	90.09-00.07	Z16A		TBO 6G72	GWM-50A	MD972005
JEEP	2000	78.11-87.12	J58		4G52	GWM-26A	MD025475
	2000	78.11-87.12	J59		4G52	GWM-26A	MD025475
	2400	75.11-94.12	J26		4G53	GWM-26A	MD025475
	2400	75.11-94.12	J38		4G53	GWM-26A	MD025475
	2400	75.11-94.12	J46		4G53	GWM-26A	MD025475
	2400	75.11-94.12	J56		4G53	GWM-26A	MD025475
	2700	73.05-77.01	J24		DIE 4DR5		31645-01012
	2700	73.05-77.01	J25		DIE 4DR5		31645-01012
	2700	73.05-77.01	J36		DIE 4DR5		31645-01012
	2700	73.05-77.01	J44		DIE 4DR5		31645-01012
2700	73.05-77.01	J55		DIE 4DR5		31645-01012	
LANCER (CELESTE·FIORE)	1200	79.03-81.10	A141V		4G11	GWM-16A	MD030750
	1200	75.10-77.05	A75A		4G36	GWM-01A	MD001300
	1200	76.11-79.03	A75V		4G36	GWM-12A	MD009000
	1200	73.08-76.10	A71		4G42	GWM-02A	MD011300
	1200	82.02-83.10	A115A		G11B	GWM-17A	MD997076
	1200	77.05-85.02	A141A		G11B	GWM-16A	MD030750
	1200	77.06-85.02	A148V		G11B	GWM-16A	MD030750
	1200	77.06-85.02	A171A		G11B	GWM-16A	MD030750
	1300	88.05-91.10	C61A		GAS 4G13	GWM-17A	MD974649
	1300	91.10-95.10	CB1A		ECI 4G13	GWM-17A	MD974649
	1300	91.10-95.10	CB1A		GAS 4G13	GWM-17A	MD974649
	1300	95.08-00.05	CK1A		ECI 4G13	GWM-54A	MD365087
	1300	83.10-88.06	C11A		GAS G13B	GWM-17A	MD974649
	1300	85.01-92.09	C11V		GAS G13B	GWM-17A	MD974649
	1400	79.03-81.10	A142V		4G12	GWM-16A	MD030750
	1400	73.01-77.05	A72A		4G33	GWM-01A	MD001300
	1400	73.01-77.05	A72V		4G33	GWM-01A	MD001300
	1400	77.06-79.03	A72V		4G33	GWM-12A	MD009000
	1400	78.03-79.03	A142A		G12B	GWM-16A	MD030750
	1400	81.10-87.12	A149V		G12B	GWM-16A	MD030750
	1400	82.02-83.10	A156		G12B	GWM-17A	MD997076
	1400	79.04-81.10	A172A		G12B	GWM-16A	MD030750
1400	77.06-78.03	A143A		G33B	GWM-12A	MD009000	
1500	88.06-91.10	C62A		ECI 4G15	GWM-17A	MD974649	

# MITSUBISHI

CAR NAME	C.C.	YEAR	MODEL	REMARK	ENGINE	GMB NO.	OEM NO.
<b>LANCER (CELESTE·FIORE)</b>	1500	88.05-91.10	C62A	GAS	4G15	<b>GWM-17A</b>	MD974649
	1500	88.05-91.10	C72A	GAS	4G15	<b>GWM-17A</b>	MD974649
	1500	91.10-95.10	CB2A	ECI	4G15	<b>GWM-17A</b>	MD974649
	1500	95.08-00.05	CK2A	ECI	4G15	<b>GWM-54A</b>	MD365087
	1500	95.08-00.05	CM2A	ECI	4G15	<b>GWM-54A</b>	MD365087
	1500	03.02-04.03	CS2A	ECI	4G15		MD370803
	1500	00.05-03.02	CS2A	GDI	4G15		MD370803
	1500	02.11-04.03	CS2V	ECI	4G15		MD370803
	1500	91.10-95.10	CB3A	ECI	4G91	<b>GWM-47A</b>	MD179030
	1500	91.10-95.10	CB3A	GAS	4G91	<b>GWM-47A</b>	MD179030
	1500	91.10-95.10	CD3A	GAS	4G91	<b>GWM-47A</b>	MD179030
	1500	83.10-88.06	C12A	GAS	G15B	<b>GWM-17A</b>	MD974649
	1500	85.01-92.09	C12V	GAS	G15B	<b>GWM-17A</b>	MD974649
	1500	85.01-92.09	C12W	GAS	G15B	<b>GWM-17A</b>	MD974649
	1500	86.08-92.09	C32V	GAS	G15B	<b>GWM-17A</b>	MD974649
	1500	86.05-88.06	C18A	ECI	G31B	<b>GWM-19A</b>	MD974719
	1600	73.01-75.11	A73		4G32	<b>GWM-01A</b>	MD001300
	1600	75.11-79.03	A73		4G32	<b>GWM-12A</b>	MD009000
	1600	88.05-91.10	C63A	ECI	4G61	<b>GWM-53A</b>	MD997620
	1600	88.05-89.09	C63A	TBO	4G61	<b>GWM-53A</b>	MD997620
	1600	89.09-91.10	C63A	TWC	4G61	<b>GWM-53A</b>	MD997620
	1600	88.05-91.10	C73A	TBO	4G61	<b>GWM-53A</b>	MD997620
	1600	89.09-91.10	C73A	TWC	4G61	<b>GWM-53A</b>	MD997620
	1600	92.10-95.10	CB4A	ECI	4G92		MD971999
	1600	92.10-95.10	CB4A	ECI	4G92	<b>GWM-47A</b>	MD972456
	1600	95.08-00.05	CK4A	ECI	4G92	<b>GWM-59A</b>	MD309756
	1600	91.10-95.10	CB6A	ECI	6A10	<b>GWM-55A</b>	MD302010
	1600	75.01-80.12	A77		G32A	<b>GWM-01A</b>	MD001300
	1600	77.06-79.03	A144		G32B	<b>GWM-12A</b>	MD009000
	1600	79.04-87.12	A174		G32B	<b>GWM-12A</b>	MD009000
	1600	83.10-85.12	C13A	TBO	G32B	<b>GWM-19A</b>	MD974719
	1800	83.10-87.09	C14A	DIE	4D65		MD997128
	1800	83.10-88.06	C14A	DIE	4D65	<b>GWM-69A</b>	MD997692
	1800	85.01-88.05	C14V	DIE	4D65		MD997128
	1800	85.01-92.09	C14V	DIE	4D65	<b>GWM-69A</b>	MD997692
	1800	85.01-87.09	C14W	DIE	4D65		MD997128
	1800	85.01-92.09	C14W	DIE	4D65	<b>GWM-69A</b>	MD997692
	1800	86.08-92.09	C34V	DIE	4D65	<b>GWM-69A</b>	MD997692
	1800	88.06-92.09	C34W	DIE	4D65	<b>GWM-69A</b>	MD997692
	1800	88.05-91.10	C64A	DIE	4D65	<b>GWM-69A</b>	MD997692
	1800	88.05-91.10	C74A	DIE	4D65	<b>GWM-69A</b>	MD997692
	1800	90.01-91.10	C74A	DTB	4D65	<b>GWM-69A</b>	MD997692
	1800	91.10-92.10	CB7A	DTB	4D65	<b>GWM-69A</b>	MD997692
	1800	91.10-92.10	CD7A	DTB	4D65	<b>GWM-69A</b>	MD997692
	1800	90.10-92.09	C37W	ECI	4G37	<b>GWM-19A</b>	MD974719
	1800	92.10-96.10	CB5AR	ECI	4G93		MD194099
	1800	92.10-96.10	CB5AR	ECI	4G93	<b>GWM-47A</b>	MD300799
	1800	91.10-95.10	CD5A	TBO	4G93	<b>GWM-47A</b>	MD179030
	1800	96.07-00.05	CK5AR	ECI	4G93	<b>GWM-59A</b>	MD309756
	1800	95.08-00.05	CM5A	TBO	4G93	<b>GWM-59A</b>	MD309756
1800	00.05-05.03	CS5A	GDI	4G93	<b>GWM-59A</b>	MD309756	
1800	01.09-03.02	CS5AR	GDI	4G93	<b>GWM-59A</b>	MD309756	
1800	04.01-05.03	CS5A	TBO	4G93	<b>GWM-59A</b>	MD309756	
1800	00.10-05.03	CS5W	GDI	4G93	<b>GWM-59A</b>	MD309756	
1800	03.02-05.03	CS5W	TBO	4G93	<b>GWM-59A</b>	MD309756	
1800	95.08-99.06	CK6A	ECI	6A11	<b>GWM-55A</b>	MD302010	
1800	86.08-90.10	C37W	GAS	G37B	<b>GWM-19A</b>	MD974719	
1800	81.08-87.12	A175		G62B	<b>GWM-23A</b>	MD041041	
1800	80.02-81.07	A175		G62B	<b>GWM-24A</b>	MD041050	
2000	92.10-95.10	CB8A	DTB	4D68	<b>GWM-56A</b>	MD972054	
2000	92.10-96.10	CB8AR	DTB	4D68	<b>GWM-56A</b>	MD972054	
2000	92.10-95.10	CD8A	DTB	4D68	<b>GWM-56A</b>	MD972054	
2000	95.08-99.06	CK8A	DTB	4D68		MD974678	

# MITSUBISHI

CAR NAME	C.C.	YEAR	MODEL	REMARK	ENGINE	GMB NO.	OEM NO.
<b>LANCER (CELESTE·FIORE)</b>	2000	96.08-99.06	CK8AR	DTB	4D68		MD974678
	2000	95.08-99.06	CM8A	DTB	4D68		MD974678
	2000	92.10-94.01	CD9A	TBO	4G63	<b>GWM-48A</b>	MD972050
	2000	94.01-96.10	CE9A	TBO	4G63	<b>GWM-48A</b>	MD972050
	2000	96.08-97.08	CN9A	TBO	4G63	<b>GWM-81A</b>	MD978552
	2000	98.01-00.05	CP9A	TBO	4G63	<b>GWM-81A</b>	MD978552
	2000	01.01-03.01	CT9A	TBO	4G63	<b>GWM-81A</b>	MD978552
	2000	03.01-05.03	CT9A	TBO	4G63	<b>GWM-78A</b>	MD979313
	2000	79.06-80.12	A146A		G52B	<b>GWM-13A</b>	MD021490
<b>LEGNUM</b>	1800	96.06-00.05	EA1W	GDI	4G93	<b>GWM-59A</b>	MD309756
	1800	96.11-00.05	EC1W	GDI	4G93	<b>GWM-59A</b>	MD309756
	2000	00.05-02.08	EA7W	GDI	4G94	<b>GWM-59A</b>	MD309756
	2000	00.05-02.08	EC7W	GDI	4G94	<b>GWM-59A</b>	MD309756
	2000	96.06-98.08	EA4W	ECI	6A12	<b>GWM-55A</b>	MD302010
	2000	96.06-97.08	EC4W	ECI	6A12	<b>GWM-55A</b>	MD302010
	2400	98.08-02.08	EA3W	GDI	4G64		MD976464
	2400	98.08-02.08	EC3W	GDI	4G64		MD976464
	2500	96.06-98.08	EA5W	ECI	6A13	<b>GWM-55A</b>	MD302010
	2500	96.06-98.08	EC5W	ECI	6A13	<b>GWM-55A</b>	MD302010
	2500	96.06-02.08	EC5W	TBO	6A13	<b>GWM-55A</b>	MD302010
<b>LIBERO</b>	1300	92.05-02.08	CB1V	GAS	4G13	<b>GWM-17A</b>	MD974649
	1500	92.05-02.08	CB2V	GAS	4G15	<b>GWM-17A</b>	MD974649
	1500	93.12-02.08	CB2W	MPI	4G15	<b>GWM-17A</b>	MD974649
	1500	92.05-02.08	CD2V	GAS	4G15	<b>GWM-17A</b>	MD974649
	1600	96.09-00.05	CB4W	MPI	4G92	<b>GWM-47A</b>	MD300799
	1800	92.05-00.05	CB5W	MPI	4G93	<b>GWM-47A</b>	MD300799
	1800	92.05-00.05	CD5W	MPI	4G93	<b>GWM-47A</b>	MD300799
	2000	92.06-99.06	CB8V	DIE	4D68	<b>GWM-56A</b>	MD972054
	2000	94.08-02.08	CB8V	DTB	4D68	<b>GWM-56A</b>	MD972054
	2000	92.06-02.08	CB8W	DTB	4D68	<b>GWM-56A</b>	MD972054
	2000	92.06-99.06	CD8V	DIE	4D68	<b>GWM-56A</b>	MD972054
	2000	94.08-02.08	CD8V	DTB	4D68	<b>GWM-56A</b>	MD972054
	2000	92.06-99.06	CD8W	DTB	4D68	<b>GWM-56A</b>	MD972054
	<b>MINICA</b>	500	76.04-77.05	A104A		2G22	<b>GWM-18A</b>
500		76.04-77.05	A104V		2G22	<b>GWM-31A</b>	MD017302
550		77.06-78.08	A105A		2G23	<b>GWM-18A</b>	MD017301
550		77.06-81.08	A105V		2G23	<b>GWM-31A</b>	MD017302
550		87.01-88.12	H14A	GAS	3G81	<b>GWM-63A</b>	MD997401
550		87.01-88.12	H14V	GAS	3G81	<b>GWM-63A</b>	MD997401
550		87.04-87.11	H14V	TBO	3G81	<b>GWM-63A</b>	MD997401
550		87.01-88.12	H15A	GAS	3G81	<b>GWM-63A</b>	MD997401
550		87.07-88.12	H15V	GAS	3G81	<b>GWM-63A</b>	MD997401
550		89.08-90.08	H21A	ECI	3G81	<b>GWM-63A</b>	MD997536
550		89.01-90.03	H21A	GAS	3G81	<b>GWM-63A</b>	MD997401
550		89.08-90.07	H21A	TBO	3G81	<b>GWM-63A</b>	MD997536
550		89.08-90.03	H21A	TWC	3G81	<b>GWM-63A</b>	MD997536
550		89.01-90.03	H21V	GAS	3G81	<b>GWM-63A</b>	MD997401
550		89.01-90.02	H21V	TBO	3G81	<b>GWM-63A</b>	MD997536
550		89.08-90.02	H21VW	GAS	3G81	<b>GWM-63A</b>	MD997401
550		89.08-90.03	H26A	ECI	3G81	<b>GWM-63A</b>	MD997536
550		89.01-90.03	H26A	GAS	3G81	<b>GWM-63A</b>	MD997401
550		89.08-90.10	H26A	TBO	3G81	<b>GWM-63A</b>	MD997536
550		89.01-90.03	H26V	GAS	3G81	<b>GWM-63A</b>	MD997401
550		78.05-81.08	A106A		G23B	<b>GWM-31A</b>	MD017302
550		81.07-84.02	A107A		G23B	<b>GWM-28A</b>	MD019465
550		81.07-84.02	A107V		G23B	<b>GWM-28A</b>	MD019465
550		84.01-86.12	H11A	GAS	G23B	<b>GWM-38A</b>	MD997119
550		84.01-86.12	H11V	GAS	G23B	<b>GWM-38A</b>	MD997119
550		85.08-86.12	H12V	GAS	G23B	<b>GWM-38A</b>	MD997119
660		90.01-93.09	H22A	ECI	3G83	<b>GWM-63A</b>	MD997536

# MITSUBISHI

CAR NAME	C.C.	YEAR	MODEL	REMARK	ENGINE	GMB NO.	OEM NO.	
MINICA	660	90.01-93.09	H22A	GAS	3G83	GWM-63A	MD997401	
	660	91.12-93.09	H22A	MPI	3G83	GWM-63A	MD997536	
	660	90.01-93.09	H22A	TBO	3G83	GWM-63A	MD997536	
	660	90.01-93.09	H22A	TWC	3G83	GWM-63A	MD997536	
	660	90.01-93.09	H22V	GAS	3G83	GWM-63A	MD997401	
	660	90.01-95.10	H22VW	GAS	3G83	GWM-63A	MD997401	
	660	90.01-93.09	H27A	ECI	3G83	GWM-63A	MD997536	
	660	90.01-93.09	H27A	GAS	3G83	GWM-63A	MD997401	
	660	90.02-93.09	H27A	MPI	3G83	GWM-63A	MD997536	
	660	90.08-93.09	H27A	TBO	3G83	GWM-63A	MD997536	
	660	92.07-93.09	H27A	TWC	3G83	GWM-63A	MD997536	
	660	90.01-93.09	H27V	GAS	3G83	GWM-63A	MD997401	
	660	90.08-95.10	H27VW	GAS	3G83	GWM-63A	MD997401	
	660	93.09-98.11	H32A	GAS	3G83	GWM-63A	MD997401	
	660	93.09-98.11	H32V	GAS	3G83	GWM-63A	MD997401	
	660	95.09-98.10	H37A	GAS	3G83	GWM-63A	MD997401	
	660	93.09-98.11	H37V	GAS	3G83	GWM-63A	MD997401	
	660	99.01-01.10	H42A	CNG	3G83	GWM-73A	MD977025	
	660	98.10-04.05	H42A	ECI	3G83	GWM-73A	MD977025	
	660	99.01-01.10	H42A	LEV	3G83	GWM-73A	MD977025	
	660	99.01-03.08	H42V	CNG	3G83	GWM-73A	MD977025	
	660	98.08-04.05	H42V	ECI	3G83	GWM-73A	MD977025	
	660	98.10-04.05	H47A	ECI	3G83	GWM-73A	MD977025	
	660	98.10-04.05	H47V	ECI	3G83	GWM-73A	MD977025	
	660	93.09-98.11	H31A	ECI	4A30	GWM-71A	MD199527	
	660	93.09-98.11	H31A	GAS	4A30	GWM-71A	MD199527	
	660	93.09-98.10	H31A	MPI	4A30	GWM-71A	MD199527	
	660	93.09-98.11	H31A	TBO	4A30	GWM-71A	MD199527	
	660	93.09-98.11	H36A	ECI	4A30	GWM-71A	MD199527	
	660	93.09-98.11	H36A	GAS	4A30	GWM-71A	MD199527	
	660	93.09-98.10	H36A	MPI	4A30	GWM-71A	MD199527	
	660	93.09-98.10	H36A	TBO	4A30	GWM-71A	MD199527	
	1100	99.12-00.03	H44A	GDI	4A31		MD370741	
	MINICAB	500	76.04-77.02	L012P		2G22	GWM-18A	MD017301
		550	77.03-81.06	L013PC		2G23	GWM-18A	MD017301
550		81.06-82.08	L13PC		2G23	GWM-30A	MD019461	
550		77.03-81.06	L13PV		2G23	GWM-18A	MD017301	
550		81.06-82.08	L13PV		2G23	GWM-30A	MD019461	
550		87.06-90.02	U14T	GAS	3G81	GWM-43A	MD997409	
550		90.01-91.02	U14TG	SPC	3G81	GWM-43A	MD997409	
550		87.06-90.02	U14TP	GAS	3G81	GWM-43A	MD997409	
550		88.08-90.02	U14T	SPC	3G81	GWM-43A	MD997409	
550		87.06-90.02	U14V	GAS	3G81	GWM-43A	MD997409	
550		90.01-91.02	U14VG	SPC	3G81	GWM-43A	MD997409	
550		87.06-90.02	U14V	SPC	3G81	GWM-43A	MD997409	
550		87.06-90.02	U15T	GAS	3G81	GWM-43A	MD997409	
550		90.01-91.02	U15TG	SPC	3G81	GWM-43A	MD997409	
550		87.06-90.02	U15T	SPC	3G81	GWM-43A	MD997409	
550		87.06-90.02	U15V	GAS	3G81	GWM-43A	MD997409	
550		90.01-91.02	U15VG	SPC	3G81	GWM-43A	MD997409	
550		87.06-90.02	U15V	SPC	3G81	GWM-43A	MD997409	
550		82.08-84.06	L15P		G23B	GWM-30A	MD019461	
550		82.08-84.06	L15PV		G23B	GWM-30A	MD019461	
550		82.08-84.06	LO15G		G23B	GWM-30A	MD019461	
550		82.08-84.06	LO15GV		G23B	GWM-30A	MD019461	
550		84.04-87.05	U11T	GAS	G23B	GWM-35A	MD997124	
550		84.04-87.05	U11TP	GAS	G23B	GWM-35A	MD997124	
550		84.04-87.05	U11V	GAS	G23B	GWM-35A	MD997124	
550		84.04-87.05	U12T	GAS	G23B	GWM-35A	MD997124	
550		84.04-87.05	U12V	GAS	G23B	GWM-35A	MD997124	
660		90.01-91.02	U18T	GAS	3G83	GWM-43A	MD997409	
660		90.01-91.02	U18TP	GAS	3G83	GWM-43A	MD997409	



# MITSUBISHI

CAR NAME	C.C.	YEAR	MODEL	REMARK	ENGINE	GMB NO.	OEM NO.	
<b>MINICAB</b>	660	90.01-91.02	U18V		GAS	3G83	<b>GWM-43A</b>	MD997409
	660	90.01-91.02	U19T		GAS	3G83	<b>GWM-43A</b>	MD997409
	660	90.01-91.02	U19V		GAS	3G83	<b>GWM-43A</b>	MD997409
	660	94.01-99.08	U41T		ECI	3G83		1300A040
	660	91.01-99.08	U41T		GAS	3G83		1300A040
	660	91.01-99.08	U41T		GAS	3G83	<b>GWM-64A</b>	MD977210
	660	91.01-99.08	U41TP		GAS	3G83		1300A040
	660	91.01-99.08	U41V		ECI	3G83		1300A040
	660	91.01-99.08	U41V		GAS	3G83		1300A040
	660	96.01-99.08	U41V		GAS	3G83	<b>GWM-64A</b>	MD977210
	660	92.01-99.08	U41V		TBO	3G83		1300A040
	660	97.10-99.08	U42T		ECI	3G83		1300A040
	660	90.12-99.08	U42T		GAS	3G83		1300A040
	660	96.01-99.08	U42T		GAS	3G83	<b>GWM-64A</b>	MD977210
	660	93.12-99.08	U42TP		GAS	3G83		1300A040
	660	91.01-99.08	U42V		ECI	3G83		1300A040
	660	91.01-99.08	U42V		GAS	3G83		1300A040
	660	96.01-99.08	U42V		GAS	3G83	<b>GWM-64A</b>	MD977210
	660	92.01-94.01	U42V		TBO	3G83		1300A040
	660	00.01-04.10	U61T		CNG	3G83	<b>GWM-64A</b>	MD977210
	660	98.11-04.10	U61T		ECI	3G83	<b>GWM-64A</b>	MD977210
	660	98.11-04.10	U61TP		ECI	3G83	<b>GWM-64A</b>	MD977210
	660	98.11-04.10	U61V		CNG	3G83	<b>GWM-64A</b>	MD977210
	660	98.11-04.10	U61V		ECI	3G83	<b>GWM-64A</b>	MD977210
	660	98.11-04.10	U61W		ECI	3G83	<b>GWM-64A</b>	MD977210
	660	02.08-04.10	U61W		TBO	3G83	<b>GWM-64A</b>	MD977210
	660	98.11-04.10	U62T		ECI	3G83	<b>GWM-64A</b>	MD977210
	660	98.11-04.10	U62TP		ECI	3G83	<b>GWM-64A</b>	MD977210
	660	98.11-02.08	U62V		CNG	3G83	<b>GWM-64A</b>	MD977210
	660	98.11-04.10	U62V		ECI	3G83	<b>GWM-64A</b>	MD977210
	660	98.11-04.10	U62W		ECI	3G83	<b>GWM-64A</b>	MD977210
	660	02.08-04.10	U62W		TBO	3G83	<b>GWM-64A</b>	MD977210
	660	94.01-99.08	U43V		ECI	4A30	<b>GWM-72A</b>	MD195193
	660	93.12-99.08	U43V		GAS	4A30	<b>GWM-72A</b>	MD195193
	660	94.01-99.08	U43V		TBO	4A30	<b>GWM-72A</b>	MD195193
	660	94.01-99.08	U44V		ECI	4A30	<b>GWM-72A</b>	MD195193
	660	93.12-99.08	U44V		GAS	4A30	<b>GWM-72A</b>	MD195193
	660	94.01-99.08	U44V		TBO	4A30	<b>GWM-72A</b>	MD195193
	660	98.11-02.08	U63W		TBO	4A30	<b>GWM-76A</b>	MD352389
	660	98.11-02.08	U64W		TBO	4A30	<b>GWM-76A</b>	MD352389
1100	99.04-01.05	U65W		ECI	4A31	<b>GWM-76A</b>	MD352389	
1100	99.04-01.05	U66W		ECI	4A31	<b>GWM-76A</b>	MD352389	
<b>MIRAGE</b>	1200	78.02-80.08	A151			G11B	<b>GWM-14A</b>	MD030751
	1200	80.09-83.10	A151			G11B	<b>GWM-17A</b>	MD030863
	1200	78.02-80.08	A155			G11B	<b>GWM-14A</b>	MD030751
	1200	80.09-83.10	A155			G11B	<b>GWM-17A</b>	MD030863
	1300	87.09-91.10	C51A		GAS	4G13	<b>GWM-17A</b>	MD974649
	1300	87.12-91.10	C61A		GAS	4G13	<b>GWM-17A</b>	MD974649
	1300	91.10-96.01	CA1A		GAS	4G13	<b>GWM-17A</b>	MD974649
	1300	91.10-95.10	CB1A		ECI	4G13	<b>GWM-17A</b>	MD974649
	1300	91.10-95.10	CB1A		GAS	4G13	<b>GWM-17A</b>	MD974649
	1300	95.08-00.08	CJ1A		ECI	4G13	<b>GWM-54A</b>	MD365087
	1300	95.08-00.08	CK1A		ECI	4G13	<b>GWM-54A</b>	MD365087
	1300	83.10-88.01	C11A		GAS	G13B	<b>GWM-17A</b>	MD974649
	1300	85.01-92.09	C11V		GAS	G13B	<b>GWM-17A</b>	MD974649
	1400	78.02-80.08	A152			G12B	<b>GWM-14A</b>	MD030751
	1400	80.09-83.10	A152			G12B	<b>GWM-17A</b>	MD030863
	1400	78.02-80.08	A156			G12B	<b>GWM-14A</b>	MD030751
	1400	80.09-83.10	A156			G12B	<b>GWM-17A</b>	MD030863
	1500	87.09-91.10	C52A		ECI	4G15	<b>GWM-17A</b>	MD974649
	1500	87.09-91.10	C52A		GAS	4G15	<b>GWM-17A</b>	MD974649
	1500	87.12-91.10	C62A		ECI	4G15	<b>GWM-17A</b>	MD974649

# MITSUBISHI

CAR NAME	C.C.	YEAR	MODEL	REMARK	ENGINE	GMB NO.	OEM NO.
MIRAGE	1500	87.12-91.10	C62A	GAS	4G15	GWM-17A	MD974649
	1500	87.12-91.10	C72A	GAS	4G15	GWM-17A	MD974649
	1500	89.09-91.10	C82A	GAS	4G15	GWM-17A	MD974649
	1500	91.10-95.10	CA2A	ECI	4G15	GWM-17A	MD974649
	1500	91.10-95.10	CB2A	ECI	4G15	GWM-17A	MD974649
	1500	95.08-00.08	CJ2A	ECI	4G15	GWM-54A	MD365087
	1500	95.08-00.08	CK2A	ECI	4G15	GWM-54A	MD365087
	1500	95.08-00.08	CL2A	ECI	4G15	GWM-54A	MD365087
	1500	95.08-00.08	CM2A	ECI	4G15	GWM-54A	MD365087
	1500	03.01-04.03	CS2A	ECI	4G15		MD370803
	1500	00.03-03.02	CS2A	GDI	4G15		MD370803
	1500	02.11-04.03	CS2V	ECI	4G15		MD370803
	1500	91.10-96.01	CA3A	ECI	4G91	GWM-47A	MD300799
	1500	91.10-92.10	CA3A	GAS	4G91	GWM-47A	MD179030
	1500	91.10-95.10	CB3A	ECI	4G91	GWM-47A	MD179030
	1500	91.10-95.10	CB3A	GAS	4G91	GWM-47A	MD179030
	1500	91.10-95.10	CC3A	GAS	4G91	GWM-47A	MD179030
	1500	91.10-95.10	CD3A	GAS	4G91	GWM-47A	MD179030
	1500	83.10-88.01	C12A	GAS	G15B	GWM-17A	MD974649
	1500	85.01-92.09	C12V	GAS	G15B	GWM-17A	MD974649
	1500	85.01-92.09	C12W	GAS	G15B	GWM-17A	MD974649
	1500	86.08-92.09	C32V	GAS	G15B	GWM-17A	MD974649
	1500	86.05-88.01	C18A	ECI	G31B	GWM-19A	MD974719
	1600	87.09-91.10	C53A	ECI	4G61	GWM-53A	MD997620
	1600	87.09-91.10	C53A	TBO	4G61	GWM-53A	MD997620
	1600	87.12-91.10	C63A	ECI	4G61	GWM-53A	MD997620
	1600	88.05-89.09	C63A	TBO	4G61	GWM-53A	MD997620
	1600	89.09-91.10	C63A	TWC	4G61	GWM-53A	MD997620
	1600	89.09-91.10	C73A	ECI	4G61	GWM-53A	MD997620
	1600	87.12-91.10	C73A	TBO	4G61	GWM-53A	MD997620
	1600	89.09-91.10	C73A	TWC	4G61	GWM-53A	MD997620
	1600	89.09-91.10	C83A	ECI	4G61	GWM-53A	MD997620
	1600	89.09-91.10	C83A	TBO	4G61	GWM-53A	MD997620
	1600	92.10-95.10	CA4A	ECI	4G92		MD971999
	1600	91.10-96.01	CA4A	ECI	4G92	GWM-47A	MD972456
	1600	92.10-95.10	CB4A	ECI	4G92		MD971999
	1600	92.10-95.10	CB4A	ECI	4G92	GWM-47A	MD972456
	1600	91.10-95.12	CC4A	ECI	4G92	GWM-47A	MD179030
	1600	95.08-00.08	CJ4A	ECI	4G92	GWM-59A	MD309756
	1600	95.08-00.08	CK4A	ECI	4G92	GWM-59A	MD309756
	1600	91.10-95.10	CB6A	ECI	6A10	GWM-55A	MD302010
	1600	91.10-95.10	CB6A	MPI	6A10	GWM-55A	MD302010
	1600	79.03-80.08	A153		G32B	GWM-15A	MD008431
	1600	80.09-83.10	A153		G32B	GWM-46A	MD997699
	1600	79.03-80.08	A157		G32B	GWM-15A	MD008431
	1600	80.09-83.10	A157		G32B	GWM-46A	MD997699
	1800	83.10-87.09	C14A	DIE	4D65		MD997128
	1800	83.10-88.01	C14A	DIE	4D65	GWM-69A	MD997692
	1800	85.01-88.05	C14V	DIE	4D65		MD997128
	1800	85.01-92.09	C14V	DIE	4D65	GWM-69A	MD997692
1800	85.01-87.09	C14W	DIE	4D65		MD997128	
1800	85.01-92.09	C14W	DIE	4D65	GWM-69A	MD997692	
1800	86.08-92.09	C34V	DIE	4D65	GWM-69A	MD997692	
1800	88.06-92.09	C34W	DIE	4D65	GWM-69A	MD997692	
1800	87.12-91.10	C64A	DIE	4D65	GWM-69A	MD997692	
1800	88.05-91.10	C74A	DIE	4D65	GWM-69A	MD997692	
1800	90.01-91.10	C74A	DTB	4D65	GWM-69A	MD997692	
1800	91.10-92.10	CB7A	DTB	4D65	GWM-69A	MD997692	
1800	91.10-92.10	CD7A	DTB	4D65	GWM-69A	MD997692	
1800	90.10-92.09	C37W	ECI	4G37	GWM-19A	MD974719	
1800	92.10-96.10	CB5AR	ECI	4G93		MD194099	
1800	92.10-96.10	CB5AR	ECI	4G93	GWM-47A	MD300799	
1800	91.10-95.10	CD5A	TBO	4G93	GWM-47A	MD179030	

# MITSUBISHI

CAR NAME	C.C.	YEAR	MODEL	REMARK	ENGINE	GMB NO.	OEM NO.
MIRAGE	1800	96.07-00.05	CK5AR	ECI	4G93	GWM-59A	MD309756
	1800	95.08-00.08	CM5A	TBO	4G93	GWM-59A	MD309756
	1800	00.03-05.01	CS5A	GDI	4G93	GWM-59A	MD309756
	1800	01.09-	CS5AR	GDI	4G93	GWM-59A	MD309756
	1800	03.11-	CS5A	TBO	4G93	GWM-59A	MD309756
	1800	00.10-	CS5W	GDI	4G93	GWM-59A	MD309756
	1800	01.05-	CS5W	TBO	4G93	GWM-59A	MD309756
	1800	95.08-99.06	CK6A	ECI	6A11	GWM-55A	MD302010
	1800	86.08-90.10	C37W	GAS	G37B	GWM-19A	MD974719
	2000	92.10-95.10	CB8A	DTB	4D68	GWM-56A	MD972054
	2000	92.10-96.10	CB8AR	DTB	4D68	GWM-56A	MD972054
	2000	92.10-95.10	CD8A	DTB	4D68	GWM-56A	MD972054
	2000	95.08-99.06	CK8A	DTB	4D68		MD974678
	2000	96.08-99.06	CK8AR	DTB	4D68		MD974678
	2000	95.08-99.06	CM8A	DTB	4D68		MD974678
	2000	92.10-94.01	CD9A	TBO	4G63	GWM-48A	MD972050
	2000	94.01-96.10	CE9A	TBO	4G63	GWM-48A	MD972050
	2000	96.08-97.08	CN9A	TBO	4G63	GWM-81A	MD978552
	2000	98.01-00.05	CP9A	TBO	4G63	GWM-81A	MD978552
	2000	04.02-	CT9A	TBO	4G63		1300A041
	2000	00.12-03.01	CT9A	TBO	4G63	GWM-81A	MD978552
	2000	00.12-05.03	CT9A	TBO	4G63	GWM-78A	MD979313
	2000	05.08-	CT9W	TBO	4G63		1300A041
2000	05.08-	CT9W	TBO	4G63	GWM-81A	MD978552	
PAJERO	1800	99.08-00.06	H61W	GDI	4G93	GWM-59A	MD309756
	1800	98.03-00.06	H66W	GDI	4G93	GWM-59A	MD309756
	1800	99.08-00.06	H71W	GDI	4G93	GWM-59A	MD309756
	1800	02.09-	H76W	ECI	4G93	GWM-59A	MD309756
	1800	98.05-00.06	H76W	GDI	4G93	GWM-59A	MD309756
	1800	00.07-	H76W	TBO	4G93	GWM-59A	MD309756
	2000	00.06-02.09	H62W	GDI	4G94	GWM-59A	MD309756
	2000	00.06-02.09	H67W	GDI	4G94	GWM-59A	MD309756
	2000	00.06-02.09	H72W	GDI	4G94	GWM-59A	MD309756
	2000	00.06-	H77W	GDI	4G94	GWM-59A	MD309756
	2000	82.04-84.04	L041G	GAS	G63B	GWM-23A	MD997615
	2000	84.05-88.08	L041G	TBO	G63B	GWM-23A	MD997615
	2000	82.04-88.08	L041GV	GAS	G63B	GWM-23A	MD997615
	2000	83.02-88.08	L041GW	TBO	G63B	GWM-23A	MD997615
	2000	83.09-88.08	L046GW	TBO	G63B	GWM-23A	MD997615
	2300	82.04-83.05	L043G	DIE	4D55	GWM-39A	MD972001
	2300	82.04-86.03	L043G	DTB	4D55	GWM-39A	MD972001
	2300	82.04-86.03	L043GV	DIE	4D55	GWM-39A	MD972001
	2300	82.04-86.03	L043GV	DTB	4D55	GWM-39A	MD972001
	2300	83.02-86.03	L043GW	DTB	4D55	GWM-39A	MD972001
	2300	83.05-86.03	L048GV	DTB	4D55	GWM-39A	MD972001
	2300	83.05-86.04	L048GW	DTB	4D55	GWM-39A	MD972001
	2400	96.04-99.09	V21W	ECI	4G64	GWM-61A	MD972934
	2500	88.09-91.04	L044G	DTB	4D56	GWM-39A	MD972001
	2500	86.04-87.07	L044GV	DIE	4D56	GWM-39A	MD972001
	2500	86.04-91.04	L044GV	DTB	4D56	GWM-39A	MD972001
	2500	89.06-91.04	L044GVG	DTB	4D56	GWM-39A	MD972001
	2500	86.04-88.08	L044GW	DTB	4D56	GWM-39A	MD972001
	2500	86.04-87.07	L049GV	DIE	4D56	GWM-39A	MD972001
	2500	86.04-91.04	L049GV	DTB	4D56	GWM-39A	MD972001
	2500	86.04-88.08	L049GW	DTB	4D56	GWM-39A	MD972001
	2500	89.06-91.04	L144G	DTB	4D56	GWM-39A	MD972001
	2500	88.09-91.04	L144GW	DTB	4D56	GWM-39A	MD972001
	2500	89.06-91.04	L144GWG	DTB	4D56	GWM-39A	MD972001
	2500	88.09-91.04	L149GW	DTB	4D56	GWM-39A	MD972001
	2500	89.06-91.04	L149GWG	DTB	4D56	GWM-39A	MD972001
	2500	91.01-93.07	V14V	DTB	4D56	GWM-39A	MD972001
	2500	90.10-97.05	V24C	DTB	4D56	GWM-52A	MD972002

# MITSUBISHI

CAR NAME	C.C.	YEAR	MODEL	REMARK	ENGINE	GMB NO.	OEM NO.
PAJERO	2500	91.01-93.07	V24V	DTB	4D56	GWM-52A	MD972002
	2500	90.10-97.05	V24W	DTB	4D56	GWM-52A	MD972002
	2500	90.10-95.08	V24WG	DTB	4D56	GWM-52A	MD972002
	2500	91.01-93.07	V34V	DTB	4D56	GWM-39A	MD972001
	2500	90.10-93.07	V44W	DTB	4D56	GWM-52A	MD972002
	2500	90.10-93.07	V44WG	DTB	4D56	GWM-52A	MD972002
	2500	95.07-96.05	V47WG	DTB	4D56	GWM-52A	MD972002
	2800	97.05-99.09	V26C	DTB	4M40	GWM-57A	ME993473
	2800	93.07-95.08	V26W	DTB	4M40	GWM-57A	ME993473
	2800	93.07-99.09	V26WG	DTB	4M40	GWM-57A	ME993473
	2800	93.07-99.09	V46V	DTB	4M40	GWM-57A	ME993473
	2800	93.07-97.11	V46W	DTB	4M40	GWM-57A	ME993473
	2800	93.07-99.09	V46WG	DTB	4M40	GWM-57A	ME993473
	3000	89.06-91.04	L141G	ECI	6G72	GWM-40A	MD972004
	3000	88.09-91.04	L141GW	ECI	6G72	GWM-40A	MD972004
	3000	88.09-91.04	L146GW	ECI	6G72	GWM-40A	MD972004
	3000	97.04-99.09	V23C	ECI	6G72		1300A012
	3000	90.10-94.06	V23C	ECI	6G72	GWM-40A	MD972004
	3000	97.04-99.09	V23C	ECI	6G72		MD979169
	3000	90.10-97.05	V23W	ECI	6G72	GWM-40A	MD972004
	3000	90.10-97.03	V43W	ECI	6G72	GWM-40A	MD972004
	3000	00.07-	V63W	MPI	6G72	GWM-79A:	MD979171
	3000	02.09-	V73W	ECI	6G72	GWM-79A:	MD979171
	3000	00.07-	V73W	MPI	6G72	GWM-79A:	MD979171
	3200	99.06-04.11	V68W	DTB	4M41	GWM-57A	ME993473
	3200	99.06-04.11	V78W	DTB	4M41	GWM-57A	ME993473
	3500	94.07-97.05	V25C	ECI	6G74	GWM-60A	MD972440
	3500	93.07-97.05	V25W	ECI	6G74	GWM-60A	MD972440
	3500	97.04-99.09	V25W	GDI	6G74		MD979170
	3500	93.07-97.05	V45W	ECI	6G74	GWM-60A	MD972440
	3500	97.04-99.09	V45W	GDI	6G74		MD979170
	3500	97.08-99.09	V55W	ECI	6G74		MD979170
	3500	99.06-00.07	V65W	ECI	6G74	GWM-79A:	MD979171
	3500	00.07-	V65W	GDI	6G74	GWM-79A:	MD979171
	3500	99.06-00.07	V75W	ECI	6G74	GWM-79A:	MD979171
3500	00.07-	V75W	GDI	6G74	GWM-79A:	MD979171	
PAJERO Jr	1100	95.10-98.06	H57A	ECI	4A31	GWM-66A	MD317677
PAJERO MINI	660	95.11-98.10	H51A	ECI	4A30	GWM-66A	MD317677
	660	98.10-	H53A	ECI	4A30	GWM-75A	MD350772
	660	99.10-	H53A	TBO	4A30	GWM-75A	MD350772
	660	94.10-98.10	H56A	ECI	4A30	GWM-66A	MD317677
	660	94.10-98.10	H56A	TBO	4A30	GWM-66A	MD317677
	660	98.10-	H58A	ECI	4A30	GWM-75A	MD350772
	660	98.10-	H58A	TBO	4A30	GWM-75A	MD350772
PISTACHIO	1100	99.12-00.03	H44A	GDI	4A31		MD370741
PROUDIA	3500	00.02-01.05	S32A	GDI	6G74		MD978743
	4500	00.02-01.05	S33A	GDI	8A80		MD977825
	4500	00.02-01.05	S43A	GDI	8A80		MD977825
ROSA	3300	86.01-89.12	BE434F	DTB	4D31T		ME993513
	3300	86.01-89.12	BE434F	DTB	4D31T		ME993514
	3600	86.01-93.10	BE435E	DIE	4D32		ME993513
	3600	86.01-93.10	BE435E	DIE	4D32		ME993514
	3600	86.01-93.10	BE435F	DIE	4D32		ME993513
	3600	85.11-93.10	BE435F	DIE	4D32		ME993514
	3600	95.05-97.11	BE436E	DIE	4D36	GWM-65A	ME995424
	3600	93.10-97.11	BE436E	DIE	4D36		ME995426
	3600	93.10-95.05	BE436F	DIE	4D36		ME995426
	3600	97.08-99.04	BE636E	DIE	4D36	GWM-65A	ME995424

# MITSUBISHI

CAR NAME	C.C.	YEAR	MODEL	REMARK	ENGINE	GMB NO.	OEM NO.
ROSA	3900	89.08-95.05	BE439F	DTB	4D34T		ME993515
	3900	95.05-97.11	BE439F	DTB	4D34T	GWM-65A	ME995424
	3900	89.08-97.11	BE439F	DTB	4D34T		ME995426
	3900	90.01-95.05	BE449F	DTB	4D34T		ME993515
	3900	95.05-97.11	BE449F	DTB	4D34T	GWM-65A	ME995424
	3900	90.01-97.11	BE449F	DTB	4D34T		ME995426
	3900	91.08-95.05	BE459F	DTB	4D34T		ME993515
	3900	95.05-97.09	BE459F	DTB	4D34T	GWM-65A	ME995424
	3900	91.08-97.09	BE459F	DTB	4D34T		ME995426
	4200	91.08-95.05	BE437E	DIE	4D33		ME993514
	4200	91.08-95.05	BE437E	DIE	4D33		ME995426
	4200	89.08-95.05	BE437F	DIE	4D33		ME993513
	4200	89.08-95.05	BE437F	DIE	4D33		ME993514
	4200	89.08-95.05	BE437F	DIE	4D33		ME995426
	4200	99.04-	BE63CE	DIE	4D33	GWM-65A	ME995424
	4200	99.04-	BE63CG	CNG	4D33	GWM-65A	ME995424
	4200	99.04-	BE63CG	DIE	4D33	GWM-65A	ME995424
	4200	91.12-95.03	BG437F	DIE	4D33		ME993513
	4200	89.12-95.03	BG437F	DIE	4D33		ME993514
	4600	95.05-97.09	BE438E	DIE	4D35	GWM-65A	ME995424
	4600	95.05-97.09	BE438E	DIE	4D35		ME995426
	4600	95.05-97.09	BE438F	DIE	4D35	GWM-65A	ME995424
	4600	95.05-97.09	BE438F	DIE	4D35		ME995426
	4600	95.04-97.09	BG438F	DIE	4D35	GWM-65A	ME995424
	4600	95.04-97.09	BG438F	DIE	4D35		ME995426
	4900	97.08-99.04	BE644G	DTB	4M50		ME995072
	4900	99.04-	BE64DG	DTB	4M50		ME995072
	4900	99.04-	BE64DJ	DIE	4M50		ME995072
	4900	97.08-99.04	BE654G	DTB	4M50		ME995072
	4900	99.04-	BE66DG	DTB	4M50		ME995072
	5200	97.08-99.04	BE632E	DIE	4M51		ME995072
	5200	97.08-99.04	BE632G	DIE	4M51		ME995072
	5200	99.04-	BE63EE	DIE	4M51		ME995072
	5200	99.04-	BE63EG	DIE	4M51		ME995072
	5200	97.08-99.04	BE642G	DIE	4M51		ME995072
	5200	97.08-99.04	BE642J	DIE	4M51		ME995072
	5200	99.04-	BE64EG	DIE	4M51		ME995072
	5200	99.04-	BE64EJ	DIE	4M51		ME995072
	5200	97.08-99.04	BG642G	DIE	4M51		ME995072
	5200	99.04-	BG64EG	DIE	4M51		ME995072
ROSA 3.5TON FUSO	2700	70.01-73.12	B16	DIE	4DR5		31645-01012
	2700	74.01-77.12	B16	DIE	4DR5		31645-02012
	2700	73.01-75.12	B200	DIE	4DR5		31645-01032
	2700	74.01-79.12	B200	DIE	4DR5		31645-02012
	2700	75.01-79.12	B200	DIE	4DR5		31645-02021
	2700	73.01-75.12	B210	DIE	4DR5		31645-01032
	2700	74.01-79.12	B210	DIE	4DR5		31645-02012
	2700	75.01-79.12	B210	DIE	4DR5		31645-02021
	3300	79.01-94.12	BE211	DIE	4D30	GWM-20A	ME-015010
	4000	73.01-74.12	B360	DIE	6DR5		31645-02021
	4000	70.01-74.12	T44	DIE	6DR5		31645-02021
RVR	1800	91.06-97.11	N11W	ECI	4G93	GWM-47A	MD300799
	1800	91.06-97.11	N21W	ECI	4G93	GWM-47A	MD300799
	1800	96.05-97.11	N21WG	ECI	4G93	GWM-47A	MD300799
	1800	97.09-02.08	N61W	GDI	4G93	GWM-59A	MD309756
	1800	97.09-02.08	N71W	GDI	4G93	GWM-59A	MD309756
	2000	92.09-97.11	N28W	DTB	4D68	GWM-56A	MD972054
	2000	92.09-97.11	N28WG	DTB	4D68	GWM-56A	MD972054
	2000	91.01-97.11	N13W	ECI	4G63	GWM-48A	MD972050
	2000	91.01-96.05	N13W	ECI	4G63	GWM-44A	MD972052
	2000	91.01-97.11	N23W	ECI	4G63	GWM-48A	MD972050

# MITSUBISHI

CAR NAME	C.C.	YEAR	MODEL	REMARK	ENGINE	GMB NO.	OEM NO.
RVR	2000	91.01-96.05	N23W	ECI	4G63	<b>GWM-44A</b>	MD972052
	2000	92.09-97.11	N23WG	ECI	4G63	<b>GWM-48A</b>	MD972050
	2000	94.09-97.11	N23WG	TBO	4G63	<b>GWM-48A</b>	MD972050
	2000	94.09-97.11	N23W	TBO	4G63	<b>GWM-48A</b>	MD972050
	2000	97.09-00.11	N73WG	TBO	4G63	<b>GWM-81A</b>	MD978552
	2400	99.10-02.08	N64WG	GDI	4G64		MD976464
	2400	97.09-02.08	N74WG	GDI	4G64		MD976464
SIGMA	2000	92.10-95.08	F12A	ECI	6A12	<b>GWM-55A</b>	MD302010
	2000	90.10-92.09	F11A	ECI	6G71	<b>GWM-40A</b>	MD972003
	2500	90.10-95.08	F13A	ECI	6G73	<b>GWM-50A</b>	MD972005
	2500	91.08-95.08	F13AK	ECI	6G73	<b>GWM-50A</b>	MD972005
	2500	90.10-93.09	F15A	ECI	6G73	<b>GWM-50A</b>	MD972005
	2500	90.10-95.08	F25A	ECI	6G73	<b>GWM-50A</b>	MD972005
	3000	90.10-95.08	F17A	ECI	6G72	<b>GWM-50A</b>	MD972005
	3000	90.10-93.09	F27A	ECI	6G72	<b>GWM-50A</b>	MD972005
STARION	2000	86.12-94.12	A183A		G63B		MD997403
	2000	82.04-94.12	A183A		G63B	<b>GWM-47A</b>	MD997615
	2000	82.04-90.10	A182A		G63BT	<b>GWM-23A</b>	MD997079
	2000	82.04-90.10	A183A		G63BT	<b>GWM-23A</b>	MD997079
	2600	85.02-86.11	A187A		G54B	<b>GWM-37A</b>	MD997158
TOPPO BJ	660	98.10-	H42A	ECI	3G83	<b>GWM-73A</b>	MD977025
	660	00.01-	H42V	ECI	3G83	<b>GWM-73A</b>	MD977025
	660	98.10-	H47A	ECI	3G83	<b>GWM-73A</b>	MD977025
	660	00.01-	H47V	ECI	3G83	<b>GWM-73A</b>	MD977025
	660	98.10-02.07	H41A	TBO	4A30	<b>GWM-75A</b>	MD350772
	660	98.10-02.08	H46A	TBO	4A30	<b>GWM-75A</b>	MD350772
	1100	98.11-01.05	H43A	ECI	4A31	<b>GWM-75A</b>	MD350772
	1100	98.11-01.05	H48A	ECI	4A31	<b>GWM-75A</b>	MD350772
TWINBOX	660	98.11-04.10	U61W	ECI	3G83	<b>GWM-64A</b>	MD977210
	660	98.11-04.10	U62W	ECI	3G83	<b>GWM-64A</b>	MD977210
	660	98.11-02.08	U63W	TBO	4A30	<b>GWM-76A</b>	MD352389
	660	98.11-02.08	U64W	TBO	4A30	<b>GWM-76A</b>	MD352389
	1100	99.04-01.05	U65W	ECI	4A31	<b>GWM-76A</b>	MD352389
	1100	99.04-01.05	U66W	ECI	4A31	<b>GWM-76A</b>	MD352389

## EXPORT MODEL

**GWM-13F (MD021502)**  
**GWM-22A (MD025190) 81-87 2600cc CHRYSLER,DODGE,PLYMCUTH(USA)**  
**GWM-29A (MD025100) D 5400cc FUSO4.5 , FK102 DS'7(TAIWAN)**  
**GWM-34 (AD077219) 2600cc MAGNA(AUSTRALIA)**  
**GWM-36A (MD076245)**  
**GWM-41A (MD117633) (=GWM-43A)**  
**GWM-42A (MD129490) 1100cc(TAIWAN)**

# NISSAN

## CAR NAME

180SX	LAUREL SPIRIT	TEANA
AD	LEOPARD	TERRANO
AD VAN	LIBERTA VILLA EXA	TERRANO REGURUS
ATLAS	LIBERTY	TIDA
AUSTER	LUCINO	TINO
AVENIR	MARCH(MICRO)	VANETTE
BASALA	MAXIMA	VIOLET
Be-1	MISTRAL	WINGROAD
BLUEBIRD	MOCO	X-TRAIL
CABALL,CLIPPER,BISON	MURANO	
CABSTER	NOTE	
CARAVAN	OTTI	
CEDRIC	PAO	
CEFIRO	PASSAT	
CHERRY	PATROL	
CHERRY CAB	PRAIRIE	
CIMA	PRECEA	
CIVILIAN	PRESAGE	
CLIPPER	PRESEA	
CONDOR	PRESIDENT	
CREW	PRIMERA	
CUBE	PROMERA	
DATSUN TRUCK	PULSER	
ELGRAND	RASHEEN	
EXPERT	R'NESSA	
FAIRLADY Z	SAFARI	
FIGARO	SANTANA	
FUGA	SCARGO	
GAZELLE	SERENA	
GLORIA	SILVIA	
HOMER	SKYLINE	
HOMY	STAGEA	
INFINITI Q45	STANZA	
INFINITY	SUNNY	
J.FERRY	SUNNY CAB	
JUNIOR	SUNNY CALIFORNIA	
LAFESTA	SUNNY NX COUPE	
LANGLEY	SUNNY TRUCK	
LARGO	SUNNY VAN	
LAUREL	SYLPHY	

# NISSAN

CAR NAME	C.C.	YEAR	MODEL	REMARK	ENGINE	GMB NO.	OEM NO.	
AD	1300	82.10-90.10	VB11	GAS	E13S	GWN-24A	21010-50A27	
	1300	88.05-90.10	VB11	GAS	E13S		21010-50AY8	
	1300	97.05-99.06	VY10	EGI	GA13DE	GWN-42A	21010-0M301	
	1300	93.07-99.06	MVY10	GAS	GA13DS	GWN-42A	21010-0M301	
	1300	90.10-97.05	VY10	GAS	GA13DS	GWN-42A	21010-0M301	
	1300	90.10-95.06	WY10	GAS	GA13DS	GWN-42A	21010-0M301	
	1300	99.06-04.05	VY11	EGI	QG13DE	GWN-73A	21010-4M526	
	1500	82.10-90.10	VHB11	GAS	E15S	GWN-24A	21010-50A27	
	1500	88.05-90.10	VHB11	GAS	E15S		21010-50AY8	
	1500	97.05-99.06	VFGY10	EGI	GA15DE	GWN-42A	21010-0M301	
	1500	97.05-99.06	VFNY10	EGI	GA15DE	GWN-42A	21010-0M301	
	1500	97.05-99.06	VFY10	EGI	GA15DE	GWN-42A	21010-0M301	
	1500	95.06-99.06	WFGY10	EGI	GA15DE	GWN-42A	21010-0M301	
	1500	95.06-96.05	WFNY10	EGI	GA15DE	GWN-42A	21010-0M301	
	1500	95.06-96.05	WFY10	EGI	GA15DE	GWN-42A	21010-0M301	
	1500	93.07-99.06	MVY10	GAS	GA15DS	GWN-42A	21010-0M301	
	1500	92.04-97.05	VFGY10	GAS	GA15DS	GWN-42A	21010-0M301	
	1500	90.10-97.05	VFNY10	GAS	GA15DS	GWN-42A	21010-0M301	
	1500	90.10-97.05	VFY10	GAS	GA15DS	GWN-42A	21010-0M301	
	1500	92.04-95.06	WFGY10	GAS	GA15DS	GWN-42A	21010-0M301	
	1500	90.10-95.06	WFNY10	GAS	GA15DS	GWN-42A	21010-0M301	
	1500	90.10-95.06	WFY10	GAS	GA15DS	GWN-42A	21010-0M301	
	1500	99.06-04.05	VFY11	EGI	QG15DE	GWN-73A	21010-4M526	
	1700	82.10-88.05	VS11	DIE	CD17		21010-16AY5	
	1700	82.10-88.05	VS11	DIE	CD17		21010-16AY7	
	1700	88.05-90.10	VSB11	DIE	CD17	GWN-55A	BA010-54A26	
	1700	93.08-94.08	VSGY10	DIE	CD17	GWN-42A	21010-0M301	
	1700	92.04-97.05	VSGY10	DIE	CD17	GWN-67A	21010-59Y25	
	1700	92.04-97.05	VSGY10	DIE	CD17	GWN-55A	BA010-54A26	
	1700	90.10-97.05	VSNY10	DIE	CD17	GWN-67A	21010-59Y25	
	1700	90.10-94.08	VSNY10	DIE	CD17	GWN-55A	BA010-54A26	
	1700	90.10-97.05	VSY10	DIE	CD17	GWN-67A	21010-59Y25	
	1700	90.10-97.05	VSY10	DIE	CD17	GWN-55A	BA010-54A26	
	1700	90.10-93.08	WSY10	DIE	CD17	GWN-55A	BA010-54A26	
	1800	99.06-04.05	VHNY11	EGI	QG18DE	GWN-73A	21010-4M526	
	1800	00.01-04.05	VGY11	CNG	QG18DN	GWN-73A	21010-4M526	
	2000	97.05-99.06	VEGY10	DIE	CD20		21010-57J28	
	2000	97.05-99.06	VENY10	DIE	CD20		21010-57J28	
	2000	97.05-99.06	VEY10	DIE	CD20		21010-57J28	
	2000	93.08-96.05	WEY10	DIE	CD20	GWN-52A	21010-57J01	
	2000	95.06-96.05	WEY10	DIE	CD20		21010-57J28	
	2200	99.06-03.08	VENY11	DI	YD22DD	GWN-76A	21010-AD226	
	2200	99.06-03.08	VEY11	DI	YD22DD	GWN-76A	21010-AD226	
	ATLAS CONDOR	1500	86.01-79.08	F20		J15	GWN-01A	21010-13226
		1600	90.07-94.12	F22		NA16S	GWN-54A	21010-85G25
1600		90.07-94.12	F23		NA16S	GWN-54A	21010-85G25	
1600		92.01-95.06	SJ2F23	GAS	NA16S	GWN-54A	21010-85G27	
1600		90.07-92.01	UF22	GAS	NA16S	GWN-54A	21010-85G27	
1600		90.07-92.01	UGF22	GAS	NA16S	GWN-54A	21010-85G27	
1600		82.02-90.07	BF22	GAS	Z16		21010-W3688	
1600		82.02-90.07	BGF22	GAS	Z16		21010-W3688	
1600		82.02-90.07	F22		Z16	GWN-05A	21010-W3685	
2000		76.01-81.12	F20		H20		21010-B8525	
2000		99.06-	SH2F23	EGI	KA20DE	GWN-54A	21010-85G27	
2000		99.06-	SH4F23	EGI	KA20DE	GWN-54A	21010-85G27	
2000		90.07-94.12	F22		NA20S	GWN-54A	21010-85G25	
2000		90.07-94.12	F23		NA20S	GWN-54A	21010-85G25	
2000		90.07-94.12	H40		NA20S	GWN-54A	21010-85G25	
2000		92.01-99.06	SK2F23	GAS	NA20S	GWN-54A	21010-85G27	
2000		92.01-99.06	SK4F23	GAS	NA20S	GWN-54A	21010-85G27	
2000		90.07-92.01	WF22	GAS	NA20S	GWN-54A	21010-85G27	
2000		90.07-92.01	WGF22	GAS	NA20S	GWN-54A	21010-85G27	



# NISSAN

CAR NAME	C.C.	YEAR	MODEL	REMARK	ENGINE	GMB NO.	OEM NO.
ATLAS CONDOR	2000	90.06-91.10	WH40	GAS	NA20S	<b>GWN-54A</b>	21010-85G27
	2000	82.02-90.07	F22		Z20	<b>GWN-05A</b>	21010-W3685
	2000	82.02-90.07	PF22	GAS	Z20		21010-W3688
	2000	82.02-90.07	PGF22	GAS	Z20		21010-W3688
	2000	83.01-89.05	PH40	LPG	Z20D		21010-W3688
	2000	81.12-90.06	H40		Z20S/D	<b>GWN-05A</b>	21010-P7527
	2000	81.12-90.06	PH40	GAS	Z20S		21010-W3688
	2200	79.08-81.12	F20	DIE	SD22	<b>GWN-19A</b>	21010-31W25
	2200	76.01-79.08	F20	DIE	SD22	<b>GWN-10A</b>	21010-37526
	2300	82.02-86.11	F22	DIE	SD23	<b>GWN-10A</b>	21010-37528
	2300	82.02-86.11	YF22	DIE	SD23	<b>GWN-10A</b>	21010-37585
	2300	82.02-86.11	YGF22	DIE	SD23	<b>GWN-10A</b>	21010-37585
	2300	86.11-94.12	F22	DIE	TD23	<b>GWN-47AF</b>	21010-02N25
	2300	92.01-94.12	F23	DIE	TD23		21010-2T325
	2300	92.01-95.06	SM2F23	DIE	TD23		21010-5T129
	2300	92.01-95.06	SM4F23	DIE	TD23		21010-5T129
	2300	92.10-95.06	SM6F23	DIE	TD23		21010-5T129
	2300	86.11-92.01	TF22	DIE	TD23		21010-J2N25
	2300	86.11-92.01	TGF22	DIE	TD23		21010-J2N25
	2500	82.02-86.11	EF22	DIE	SD25		21010-T8227
	2500	82.02-86.11	EGF22	DIE	SD25		21010-T8227
	2500	81.12-86.11	EH40	DIE	SD25		21010-T8227
	2500	82.02-86.11	F22	DIE	SD25		21010-T8226
	2500	81.12-86.11	H40	DIE	SD25		21010-T8226
	2500	82.02-86.11	REGF22	DIE	SD25		21010-T8227
	2500	85.08-86.11	VEGF22	DIE	SD25		21010-T8227
	2500	95.06-99.06	SN2F23	DIE	TD25		21010-5T129
	2500	95.06-99.06	SN4F23	DIE	TD25		21010-5T129
	2500	95.06-99.06	SN6F23	DIE	TD25		21010-5T129
	2700	86.11-92.01	AF22	DIE	TD27		21010-J2N25
	2700	86.11-92.01	AGF22	DIE	TD27		21010-J2N25
	2700	86.11-90.06	AH40	DIE	TD27		21010-J2N25
	2700	88.10-92.01	AMF22	DIE	TD27		21010-22TY9
	2700	88.10-90.07	AMF22	DIE	TD27		21010-J2N25
	2700	86.11-94.12	F22	DIE	TD27	<b>GWN-47AF</b>	21010-02N85
	2700	88.10-94.12	F22	DIE	TD27		21010-22T25
	2700	92.01-94.12	F23	DIE	TD27		21010-2T325
	2700	86.11-90.06	H40	DIE	TD27	<b>GWN-47AF</b>	21010-02N25
	2700	92.01-05.03	SP2F23	DIE	TD27		21010-5T129
	2700	92.01-05.03	SP4F23	DIE	TD27		21010-5T129
	2700	99.06-05.03	SP6F23	DIE	TD27		21010-5T129
	2700	92.01-97.08	SP8F23	DIE	TD27		21010-5T129
	2700	86.11-92.01	VAGF22	DIE	TD27		21010-J2N25
	3000	89.05-91.10	DJH40	DIE	BD30		21010-J2N25
	3000	91.10-95.05	DW2H41	DIE	BD30		21010-J2N25
	3000	91.10-95.05	DW2S41	DIE	BD30		21010-J2N25
	3000	89.05-94.12	H40	DIE	BD30	<b>GWN-47AF</b>	21010-02N25
	3000	89.05-94.12	H41	DIE	BD30	<b>GWN-47AF</b>	21010-02N25
	3000	89.05-91.10	JGH40	DIE	BD30		21010-J2N25
	3000	89.05-91.10	JH40	DIE	BD30		21010-J2N25
3000	93.10-95.05	LW2YH41	DIE	BD30		21010-J2N25	
3000	93.10-95.05	LW2YS41	DIE	BD30		21010-J2N25	
3000	91.10-95.05	LW4YH41	DIE	BD30		21010-J2N25	
3000	91.10-95.05	LW4YS41	DIE	BD30		21010-J2N25	
3000	89.05-94.12	S41	DIE	BD30	<b>GWN-47AF</b>	21010-02N25	
3000	91.10-95.05	SW2H41	DIE	BD30		21010-J2N25	
3000	91.10-95.05	SW2S41	DIE	BD30		21010-J2N25	
3100	02.09-	AHR69CV	DIE	4JG2		21010-89TB0	
3100	04.07-	AHR69	DIE	4JG2		21010-89TB0	
3100	03.10-	AHR69E	DIE	4JG2		21010-89TB0	
3100	03.10-	AHR69EV	DIE	4JG2		21010-89TB0	
3100	04.07-	AHR69N	DIE	4JG2		21010-89TB0	
3100	04.11-	AHS69A	DIE	4JG2		21010-89TB0	

# NISSAN

CAR NAME	C.C.	YEAR	MODEL	REMARK	ENGINE	GMB NO.	OEM NO.
<b>ATLAS CONDOR</b>	3100	04.12-	AHS69AN	DIE	4JG2		21010-89TB0
	3100	03.10-	AHS69EA	DIE	4JG2		21010-89TB0
	3100	03.11-	AHS69EAV	DIE	4JG2		21010-89TB0
	3100	95.06-	AKR69EA	DIE	4JG2		21010-89TB0
	3100	95.06-99.04	AKR69LAR	DIE	4JG2		21010-89TB0
	3100	95.06-	BKR69EA	DIE	4JG2		21010-89TB0
	3100	95.06-99.04	BKR69LAR	DIE	4JG2		21010-89TB0
	3200	97.08-	SR2F23	DIE	QD32		21010-6T327
	3200	97.08-	SR4F23	DIE	QD32		21010-6T327
	3200	97.08-	SR8F23	DIE	QD32		21010-6T327
	3300	81.12-86.11	CMH40	DIE	ED33	<b>GWN-38A</b>	21010-50T27
	3300	82.11-86.11	CMH40	DIE	ED33		BA010-T9C25
	3300	81.12-89.05	DMH40	DIE	ED33	<b>GWN-38A</b>	21010-50T25
	3300	82.11-86.11	DMH40	DIE	ED33		BA010-T9C25
	3300	81.12-90.06	H40	DIE	ED33	<b>GWN-38A</b>	21010-01T85
	3300	84.06-86.11	H40	DIE	ED33		21010-T9390
	3300	83.01-84.06	JMH40	DIE	ED33	<b>GWN-38A</b>	21010-50T27
	3300	81.12-89.05	MGH40	DIE	ED33	<b>GWN-38A</b>	21010-50T25
	3300	82.11-86.11	MGH40	DIE	ED33		BA010-T9C25
	3300	81.12-90.06	MH40	DIE	ED33	<b>GWN-38A</b>	21010-50T25
	3300	82.11-86.11	MH40	DIE	ED33		BA010-T9C25
	3300	81.12-84.06	RMGH40	DIE	ED33	<b>GWN-38A</b>	21010-50T27
	3300	81.12-86.11	RMH40	DIE	ED33	<b>GWN-38A</b>	21010-50T27
	3300	82.11-86.11	RMH40	DIE	ED33		BA010-T9C25
	3300	81.12-90.06	TMH40	DIE	ED33	<b>GWN-38A</b>	21010-50T25
	3300	82.11-86.11	TMH40	DIE	ED33		BA010-T9C25
	3300	83.01-84.06	H40	DIE	ED33T		21010-T9327
	3300	84.06-86.11	H40	DIE	ED33T		21010-T9387
	3300	84.06-86.11	DFH40	DIE	FD33		BA010-T9C85
	3300	84.06-86.11	FGH40	DIE	FD33		BA010-T9C85
	3300	84.06-86.11	FH40	DIE	FD33		BA010-T9C85
	3300	83.01-86.11	FGH40	DTB	FD33T		BA010-T9327
	3300	83.01-86.11	FGH40	DTB	FD33T		BA010-T9C25
	3300	83.01-84.06	RFGH40	DTB	FD33T		BA010-T9327
	3500	90.06-94.12	H40	DIE	ED35		21010-01T90
	3500	90.06-94.12	H41	DIE	ED35		21010-01T90
	3500	93.10-95.05	LE2YH41	DIE	ED35		21010-01T90
	3500	93.10-95.05	LE2YS41	DIE	ED35		21010-01T90
	3500	93.10-95.05	LE4YH41	DIE	ED35		21010-01T90
	3500	93.10-95.05	LE4YS41	DIE	ED35		21010-01T90
	3500	90.06-91.10	RH40	DIE	ED35		21010-01T90
	3500	90.06-94.12	S41	DIE	ED35		21010-01T90
	3500	91.10-95.05	SE2H41	DIE	ED35		21010-01T90
	3500	91.10-95.05	SE2S41	DIE	ED35		21010-01T90
	3500	91.10-95.05	TE2H41	DIE	ED35		21010-01T90
	3500	91.10-95.05	TE2S41	DIE	ED35		21010-01T90
	3500	90.06-91.10	TRH40	DIE	ED35		21010-01T90
	3500	86.11-91.10	CSH40	DIE	FD35	<b>GWN-38A</b>	21010-50T25
	3500	86.11-91.10	DSH40	DIE	FD35	<b>GWN-38A</b>	21010-50T25
	3500	86.11-94.12	H40	DIE	FD35	<b>GWN-38A</b>	21010-01T25
3500	86.11-91.10	SGH40	DIE	FD35	<b>GWN-38A</b>	21010-50T25	
3500	86.11-91.10	SH40	DIE	FD35	<b>GWN-38A</b>	21010-50T25	
3500	89.05-91.10	SQH40	DIE	FD35	<b>GWN-38A</b>	21010-50T25	
3500	89.05-91.10	VSH40	DIE	FD35	<b>GWN-38A</b>	21010-50T26	
3500	86.11-94.12	H40	DIE	FD35T	<b>GWN-38A</b>	21010-01T26	
3500	86.11-91.10	SGH40	DTB	FD35T	<b>GWN-38A</b>	21010-50T26	
3500	89.05-91.10	SQH40	DTB	FD35T	<b>GWN-38A</b>	21010-50T26	
4200	91.10-95.05	DG2H41	DIE	FD42	<b>GWN-78A</b>	21010-0T025	
4200	91.10-95.05	DG2S41	DIE	FD42	<b>GWN-78A</b>	21010-0T025	
4200	92.11-95.05	DG7YH41	DIE	FD42	<b>GWN-78A</b>	21010-0T025	
4200	92.11-95.05	DG7YS41	DIE	FD42	<b>GWN-78A</b>	21010-0T025	
4200	91.10-94.12	H41	DIE	FD42		21010-0T025	
4200	91.10-95.05	LG2YH41	DIE	FD42	<b>GWN-78A</b>	21010-0T025	

# NISSAN

CAR NAME	C.C.	YEAR	MODEL	REMARK	ENGINE	GMB NO.	OEM NO.
<b>ATLAS CONDOR</b>	4200	91.10-95.05	LG2YS41	DIE	FD42	<b>GWN-78A</b>	21010-0T025
	4200	91.10-95.05	LG4YH41	DIE	FD42	<b>GWN-78A</b>	21010-0T025
	4200	91.10-95.05	LG4YS41	DIE	FD42	<b>GWN-78A</b>	21010-0T025
	4200	92.11-95.05	LG7YH41	DIE	FD42	<b>GWN-78A</b>	21010-0T025
	4200	92.11-95.05	LG7YS41	DIE	FD42	<b>GWN-78A</b>	21010-0T025
	4200	92.11-95.05	LG8YH41	DIE	FD42	<b>GWN-78A</b>	21010-0T025
	4200	92.11-95.05	LG8YS41	DIE	FD42	<b>GWN-78A</b>	21010-0T025
	4200	91.10-95.05	RG2YH41	DIE	FD42	<b>GWN-78A</b>	21010-0T025
	4200	91.10-95.05	RG2YS41	DIE	FD42	<b>GWN-78A</b>	21010-0T025
	4200	91.10-94.12	S41	DIE	FD42		21010-0T025
	4200	91.10-95.05	SG2H41	DIE	FD42	<b>GWN-78A</b>	21010-0T025
	4200	91.10-95.05	SG2S41	DIE	FD42	<b>GWN-78A</b>	21010-0T025
	4200	92.01-95.05	UG4YH41	DIE	FD42	<b>GWN-78A</b>	21010-0T025
	4200	92.01-95.05	UG4YS41	DIE	FD42	<b>GWN-78A</b>	21010-0T025
	4200	91.10-95.05	VG2YH41	DIE	FD42	<b>GWN-78A</b>	21010-0T025
	4200	91.10-95.05	VG2YS41	DIE	FD42	<b>GWN-78A</b>	21010-0T025
	4200	93.10-95.05	VG3YH41	DIE	FD42	<b>GWN-78A</b>	21010-0T025
	4200	93.10-95.05	VG3YS41	DIE	FD42	<b>GWN-78A</b>	21010-0T025
	4200	92.01-95.05	VG4YH41	DIE	FD42	<b>GWN-78A</b>	21010-0T025
	4200	92.01-95.05	VG4YS41	DIE	FD42	<b>GWN-78A</b>	21010-0T025
	4200	93.10-95.05	ZG3YH41	DIE	FD42	<b>GWN-78A</b>	21010-0T025
	4200	93.10-95.05	ZG3YS41	DIE	FD42	<b>GWN-78A</b>	21010-0T025
	4200	91.10-95.05	ZG4YH41	DIE	FD42	<b>GWN-78A</b>	21010-0T025
	4200	91.10-95.05	ZG4YS41	DIE	FD42	<b>GWN-78A</b>	21010-0T025
	4300	95.06-99.04	AKR66E2N	DIE	4HF1		21010-89TB1
	4300	95.06-99.04	AKR66E3N	DIE	4HF1		21010-89TB1
	4300	95.06-02.05	AKR66EA	DIE	4HF1		21010-89TB1
	4300	95.06-99.04	AKR66ED	DIE	4HF1		21010-89TB1
	4300	95.06-99.04	AKR66E	DIE	4HF1		21010-89TB1
	4300	95.06-99.04	AKR66EP	DIE	4HF1		21010-89TB1
	4300	95.06-99.04	AKR66ER	DIE	4HF1		21010-89TB1
	4300	95.06-99.04	AKR66GN	DIE	4HF1		21010-89TB1
	4300	95.06-99.04	AKR66LAR	DIE	4HF1		21010-89TB1
	4300	95.06-99.04	AKR66LR	DIE	4HF1		21010-89TB1
	4300	04.07-	AKR81AN	CNG	4HF1		21010-89TB1
	4300	95.12-99.04	AKS66GA	DIE	4HF1		21010-89TB1
	4300	95.12-99.04	AKS66GAV	DIE	4HF1		21010-89TB1
	4300	95.06-99.05	APR66GR	DIE	4HF1		21010-89TB1
	4300	96.07-99.05	APR66GV	DIE	4HF1		21010-89TB1
	4300	95.05-99.05	APR66LR	DIE	4HF1		21010-89TB1
	4300	95.05-02.06	APR66LV	DIE	4HF1		21010-89TB1
	4300	95.06-99.05	APR66PR	DIE	4HF1		21010-89TB1
	4300	95.10-99.05	APR66PV	DIE	4HF1		21010-89TB1
	4300	05.03-	APR81N	CNG	4HF1		21010-89TB1
	4300	95.06-99.04	BKR66E2N	DIE	4HF1		21010-89TB1
	4300	95.06-99.04	BKR66E3N	DIE	4HF1		21010-89TB1
	4300	95.06-02.05	BKR66EA	DIE	4HF1		21010-89TB1
	4300	95.06-99.04	BKR66ED	DIE	4HF1		21010-89TB1
	4300	95.06-99.04	BKR66E	DIE	4HF1		21010-89TB1
	4300	95.06-99.04	BKR66EP	DIE	4HF1		21010-89TB1
4300	95.06-99.04	BKR66ER	DIE	4HF1		21010-89TB1	
4300	95.06-99.04	BKR66GN	DIE	4HF1		21010-89TB1	
4300	95.06-99.04	BKR66LAR	DIE	4HF1		21010-89TB1	
4300	95.06-99.04	BKR66LR	DIE	4HF1		21010-89TB1	
4300	04.07-	BKR81AN	CNG	4HF1		21010-89TB1	
4300	04.07-	BKR81N	CNG	4HF1		21010-89TB1	
4300	95.12-99.04	BKS66GA	DIE	4HF1		21010-89TB1	
4300	95.12-99.04	BKS66GAV	DIE	4HF1		21010-89TB1	
4300	95.06-99.05	BPR66GR	DIE	4HF1		21010-89TB1	
4300	95.08-99.05	BPR66GV	DIE	4HF1		21010-89TB1	
4300	95.05-99.05	BPR66LR	DIE	4HF1		21010-89TB1	
4300	95.06-99.05	BPR66LV	DIE	4HF1		21010-89TB1	
4300	95.06-99.05	BPR66PR	DIE	4HF1		21010-89TB1	

# NISSAN

CAR NAME	C.C.	YEAR	MODEL	REMARK	ENGINE	GMB NO.	OEM NO.
	4300	95.06-99.05	BPR66PV	DIE	4HF1		21010-89TB1
	4300	04.11-	BPR81AN	CNG	4HF1		21010-89TB1
	4300	04.07-	BPR81N	CNG	4HF1		21010-89TB1
	4600	95.06-99.04	AHS71GDR	DIE	4HG1		21010-89TB1
	4600	95.06-02.05	AKR71EA	DIE	4HG1		21010-89TB1
	4600	95.06-02.05	AKR71ED	DIE	4HG1		21010-89TB1
	4600	95.06-99.04	AKR71ER	DIE	4HG1		21010-89TB1
	4600	95.06-02.05	AKR71GN	DIE	4HG1		21010-89TB1
	4600	95.06-02.05	AKR71LAR	DIE	4HG1		21010-89TB1
	4600	95.06-99.04	AKR71LR	DIE	4HG1		21010-89TB1
	4600	04.09-	AKR81AN	LPG	4HG1		21010-89TB1
	4600	95.06-99.04	AKS71GR	DIE	4HG1		21010-89TB1
	4600	95.05-99.05	APR71GDR	DIE	4HG1		21010-89TB1
	4600	95.06-99.05	APR71GR	DIE	4HG1		21010-89TB1
	4600	95.07-02.06	APR71GV	DIE	4HG1		21010-89TB1
	4600	96.04-99.05	APR71GY	DIE	4HG1		21010-89TB1
	4600	01.01-02.06	APR71LAR	DIE	4HG1		21010-89TB1
	4600	01.06-02.06	APR71LAV	DIE	4HG1		21010-89TB1
	4600	95.05-02.06	APR71LR	DIE	4HG1		21010-89TB1
	4600	95.05-02.06	APR71LV	DIE	4HG1		21010-89TB1
	4600	01.02-02.06	APR71PAR	DIE	4HG1		21010-89TB1
	4600	02.03-	APR71PAV	DIE	4HG1		21010-89TB1
	4600	95.05-	APR71PR	DIE	4HG1		21010-89TB1
	4600	95.05-02.06	APR71PV	DIE	4HG1		21010-89TB1
	4600	03.07-	APR72LV	LPG	4HG1		21010-89TB1
	4600	95.06-99.04	APS71GN	DIE	4HG1		21010-89TB1
	4600	95.06-99.04	APS71LN	DIE	4HG1		21010-89TB1
	4600	95.06-99.04	BHS71GDR	DIE	4HG1		21010-89TB1
	4600	95.06-02.05	BKR71EA	DIE	4HG1		21010-89TB1
	4600	95.06-02.05	BKR71ED	DIE	4HG1		21010-89TB1
	4600	95.06-99.04	BKR71ER	DIE	4HG1		21010-89TB1
	4600	95.06-02.05	BKR71GN	DIE	4HG1		21010-89TB1
	4600	95.06-02.05	BKR71LAR	DIE	4HG1		21010-89TB1
	4600	95.06-99.04	BKR71LR	DIE	4HG1		21010-89TB1
	4600	04.07-	BKR81AN	LPG	4HG1		21010-89TB1
	4600	95.06-99.04	BKS71GR	DIE	4HG1		21010-89TB1
	4600	95.05-99.05	BPR71GDR	DIE	4HG1		21010-89TB1
	4600	95.06-99.05	BPR71GR	DIE	4HG1		21010-89TB1
	4600	95.07-02.06	BPR71GV	DIE	4HG1		21010-89TB1
	4600	96.05-99.05	BPR71GY	DIE	4HG1		21010-89TB1
	4600	01.01-02.06	BPR71LAR	DIE	4HG1		21010-89TB1
	4600	00.12-02.06	BPR71LAV	DIE	4HG1		21010-89TB1
	4600	95.05-02.06	BPR71LR	DIE	4HG1		21010-89TB1
	4600	95.05-02.06	BPR71LV	DIE	4HG1		21010-89TB1
	4600	00.08-02.06	BPR71PAR	DIE	4HG1		21010-89TB1
	4600	01.01-02.06	BPR71PAV	DIE	4HG1		21010-89TB1
	4600	95.05-02.05	BPR71PR	DIE	4HG1		21010-89TB1
	4600	95.06-02.06	BPR71PV	DIE	4HG1		21010-89TB1
	4600	03.02-	BPR72GV	LPG	4HG1		21010-89TB1
	4600	02.10-	BPR72LV	LPG	4HG1		21010-89TB1
	4600	05.05-	BPR81AN	LPG	4HG1		21010-89TB1
	4600	04.11-	BPR81N	LPG	4HG1		21010-89TB1
	4600	95.06-99.04	BPS71GN	DIE	4HG1		21010-89TB1
	4600	95.06-99.04	BPS71LN	DIE	4HG1		21010-89TB1
	4600	92.01-94.12	H41	DIE	FD46		21010-0T025
	4600	92.01-95.05	RH4YH41	DIE	FD46	<b>GWN-78A</b>	21010-0T025
	4600	92.01-95.05	RH4YS41	DIE	FD46	<b>GWN-78A</b>	21010-0T025
	4600	92.01-94.12	S41	DIE	FD46		21010-0T025
	4600	93.10-95.05	UH3YH41	DIE	FD46	<b>GWN-78A</b>	21010-0T025
	4600	93.10-95.05	UH3YS41	DIE	FD46	<b>GWN-78A</b>	21010-0T025
	4600	92.01-95.05	UH4YH41	DIE	FD46	<b>GWN-78A</b>	21010-0T025
	4600	92.01-95.05	UH4YS41	DIE	FD46	<b>GWN-78A</b>	21010-0T025
	4600	92.01-95.05	UH5YH41	DIE	FD46	<b>GWN-78A</b>	21010-0T025

**ATLAS  
CONDOR**

# NISSAN

CAR NAME	C.C.	YEAR	MODEL	REMARK	ENGINE	GMB NO.	OEM NO.
<b>ATLAS CONDOR</b>	4600	92.01-95.05	UH5YS41	DIE	FD46	<b>GWN-78A</b>	21010-0T025
	4600	92.01-95.05	VH4YH41	DIE	FD46	<b>GWN-78A</b>	21010-0T025
	4600	92.01-95.05	VH4YS41	DIE	FD46	<b>GWN-78A</b>	21010-0T025
	4800	95.06-99.05	APR70GDR	DTB	4HE1T		21010-89TB1
	4800	95.06-99.05	APR70LR	DTB	4HE1T		21010-89TB1
	4800	95.06-99.05	APR70LV	DTB	4HE1T		21010-89TB1
	4800	95.06-99.05	APR70LYR	DTB	4HE1T		21010-89TB1
	4800	95.06-99.05	APR70PR	DTB	4HE1T		21010-89TB1
	4800	95.08-99.05	APR70PV	DTB	4HE1T		21010-89TB1
	4800	95.06-99.05	APR70PYR	DTB	4HE1T		21010-89TB1
	4800	95.06-99.05	BPR70GDR	DTB	4HE1T		21010-89TB1
	4800	95.06-99.05	BPR70LR	DTB	4HE1T		21010-89TB1
	4800	95.06-99.05	BPR70LV	DTB	4HE1T		21010-89TB1
	4800	95.06-99.05	BPR70LYR	DTB	4HE1T		21010-89TB1
	4800	95.06-99.05	BPR70PR	DTB	4HE1T		21010-89TB1
	4800	95.07-99.05	BPR70PV	DTB	4HE1T		21010-89TB1
	4800	95.06-99.05	BPR70PYR	DTB	4HE1T		21010-89TB1
	4800	04.08-	AKR81AD	DIE	4HL1		21010-89TB1
	4800	04.06-	AKR81A	DIE	4HL1		21010-89TB1
	4800	04.06-	AKR81AR	DIE	4HL1		21010-89TB1
	4800	02.05-	AKR81EA	DIE	4HL1		21010-89TB1
	4800	03.01-	AKR81ED	DIE	4HL1		21010-89TB1
	4800	02.07-	AKR81GN	DIE	4HL1		21010-89TB1
	4800	02.07-	AKR81LAR	DIE	4HL1		21010-89TB1
	4800	04.07-	AKR81N	DIE	4HL1		21010-89TB1
	4800	04.07-	APR81AN	DIE	4HL1		21010-89TB1
	4800	04.07-	APR81AR	DIE	4HL1		21010-89TB1
	4800	04.08-	APR81DR	DTB	4HL1		21010-89TB1
	4800	02.06-	APR81GR	DIE	4HL1		21010-89TB1
	4800	02.12-	APR81GV	DIE	4HL1		21010-89TB1
	4800	02.06-	APR81LAR	DIE	4HL1		21010-89TB1
	4800	02.08-	APR81LAV	DIE	4HL1		21010-89TB1
	4800	02.05-	APR81LR	DIE	4HL1		21010-89TB1
	4800	02.06-	APR81LV	DIE	4HL1		21010-89TB1
	4800	04.07-	APR81N	DTB	4HL1		21010-89TB1
	4800	02.07-	APR81PAR	DIE	4HL1		21010-89TB1
	4800	02.07-	APR81PAV	DIE	4HL1		21010-89TB1
	4800	02.09-	APR81PR	DIE	4HL1		21010-89TB1
	4800	02.07-	APR81PV	DIE	4HL1		21010-89TB1
	4800	04.07-	APR81R	DTB	4HL1		21010-89TB1
	4800	05.02-	BKR81AD	DIE	4HL1		21010-89TB1
	4800	04.07-	BKR81A	DIE	4HL1		21010-89TB1
	4800	05.07-	BKR81AN	DIE	4HL1		21010-89TB1
	4800	04.12-	BKR81AR	DIE	4HL1		21010-89TB1
	4800	02.08-	BKR81EA	DIE	4HL1		21010-89TB1
	4800	03.05-	BKR81ED	DIE	4HL1		21010-89TB1
	4800	02.08-	BKR81GN	DIE	4HL1		21010-89TB1
	4800	03.04-	BKR81LAR	DIE	4HL1		21010-89TB1
	4800	04.09-	BKR81N	DIE	4HL1		21010-89TB1
	4800	04.07-	BPR81AN	DIE	4HL1		21010-89TB1
4800	04.07-	BPR81AR	DIE	4HL1		21010-89TB1	
4800	04.11-	BPR81DR	DTB	4HL1		21010-89TB1	
4800	02.11-	BPR81GR	DIE	4HL1		21010-89TB1	
4800	03.01-	BPR81GV	DIE	4HL1		21010-89TB1	
4800	02.06-	BPR81LAR	DIE	4HL1		21010-89TB1	
4800	02.06-	BPR81LAV	DIE	4HL1		21010-89TB1	
4800	02.05-	BPR81LR	DIE	4HL1		21010-89TB1	
4800	02.06-	BPR81LV	DIE	4HL1		21010-89TB1	
4800	04.07-	BPR81N	DTB	4HL1		21010-89TB1	
4800	02.07-	BPR81PAR	DIE	4HL1		21010-89TB1	
4800	03.04-	BPR81PAV	DIE	4HL1		21010-89TB1	
4800	02.07-	BPR81PR	DIE	4HL1		21010-89TB1	
4800	02.06-	BPR81PV	DIE	4HL1		21010-89TB1	

# NISSAN

CAR NAME	C.C.	YEAR	MODEL	REMARK	ENGINE	GMB NO.	OEM NO.
<b>ATLAS CONDOR</b>	4800	04.07-	BPR81R	DTB	4HL1		21010-89TB1
	5000	97.05-	APR72GDR	DIE	4HJ1		21010-89TB1
	5000	02.07-	APR72GN	DIE	4HJ1		21010-89TB1
	5000	97.05-	APR72GR	DIE	4HJ1		21010-89TB1
	5000	97.06-	APR72GV	DIE	4HJ1		21010-89TB1
	5000	99.11-02.06	APR72GY	DIE	4HJ1		21010-89TB1
	5000	00.07-	APR72LAR	DIE	4HJ1		21010-89TB1
	5000	00.08-	APR72LAV	DIE	4HJ1		21010-89TB1
	5000	97.06-	APR72LR	DIE	4HJ1		21010-89TB1
	5000	97.05-	APR72LV	DIE	4HJ1		21010-89TB1
	5000	01.11-02.06	APR72LYR	DIE	4HJ1		21010-89TB1
	5000	02.06-	APR72PAR	DIE	4HJ1		21010-89TB1
	5000	02.06-	APR72PAV	DIE	4HJ1		21010-89TB1
	5000	97.05-	APR72PR	DIE	4HJ1		21010-89TB1
	5000	97.05-	APR72PV	DIE	4HJ1		21010-89TB1
	5000	01.03-02.06	APR72PYR	DIE	4HJ1		21010-89TB1
	5000	97.05-	BPR72GDR	DIE	4HJ1		21010-89TB1
	5000	02.06-	BPR72GN	DIE	4HJ1		21010-89TB1
	5000	97.08-	BPR72GR	DIE	4HJ1		21010-89TB1
	5000	97.09-	BPR72GV	DIE	4HJ1		21010-89TB1
	5000	97.06-02.06	BPR72GY	DIE	4HJ1		21010-89TB1
	5000	00.09-	BPR72LAR	DIE	4HJ1		21010-89TB1
	5000	01.04-	BPR72LAV	DIE	4HJ1		21010-89TB1
	5000	97.04-	BPR72LR	DIE	4HJ1		21010-89TB1
	5000	97.04-	BPR72LV	DIE	4HJ1		21010-89TB1
	5000	01.06-02.06	BPR72LYR	DIE	4HJ1		21010-89TB1
	5000	01.04-	BPR72PAR	DIE	4HJ1		21010-89TB1
	5000	01.03-	BPR72PAV	DIE	4HJ1		21010-89TB1
	5000	97.04-	BPR72PR	DIE	4HJ1		21010-89TB1
	5000	97.04-	BPR72PV	DIE	4HJ1		21010-89TB1
	5000	02.02-	BPR72PYR	DIE	4HJ1		21010-89TB1
	5200	99.08-02.06	APR75GDR	DTB	4HK1T		21010-89TA8
	5200	99.06-	APR75LR	DTB	4HK1T		21010-89TA8
	5200	99.08-	APR75LV	DTB	4HK1T		21010-89TA8
	5200	99.06-02.06	APR75LYR	DTB	4HK1T		21010-89TA8
	5200	99.07-	APR75PR	DTB	4HK1T		21010-89TA8
	5200	99.06-	APR75PV	DTB	4HK1T		21010-89TA8
	5200	99.06-02.06	APR75PYR	DTB	4HK1T		21010-89TA8
	5200	01.08-02.06	BPR75GDR	DTB	4HK1T		21010-89TA8
	5200	99.06-	BPR75LR	DTB	4HK1T		21010-89TA8
	5200	99.06-	BPR75LV	DTB	4HK1T		21010-89TA8
5200	99.07-02.06	BPR75LYR	DTB	4HK1T		21010-89TA8	
5200	99.07-	BPR75PR	DTB	4HK1T		21010-89TA8	
5200	99.06-	BPR75PV	DTB	4HK1T		21010-89TA8	
5200	00.04-02.06	BPR75PYR	DTB	4HK1T		21010-89TA8	
<b>BASALA</b>	2400	99.11-01.08	JNU30	EGI	KA24DE		21010-1E403
	2400	99.11-01.08	JU30	EGI	KA24DE		21010-1E403
	2500	01.08-05.03	JTNU30	EGI	QR25DE		21010-6N226
	2500	01.08-05.03	JTU30	EGI	QR25DE		21010-6N226
	2500	99.11-01.08	JVNU30	DTB	YD25DT	<b>GWN-76A</b>	21010-AD226
	2500	99.11-01.08	JVU30	DTB	YD25DT	<b>GWN-76A</b>	21010-AD226
	3000	99.11-05.03	JHU30	EGI	VQ30DE		21010-31U85
<b>Be-1</b>	1000	87.01-88.05	BK10	GAS	MA10S		21010-01BY9
	1000	87.01-88.05	K10		MA10S	<b>GWN-29A</b>	21010-01B28
<b>BLUEBIRD</b>	1300	67.01-70.12	510		L13	<b>GWN-03A</b>	21010-21028
	1300	67.01-70.12	510		L13	<b>GWN-12AF</b>	21010-23028
	1300	67.01-70.12	A/C		L13	<b>GWN-12AF</b>	21010-23028
	1400	70.01-72.12	510		L14	<b>GWN-03A</b>	21010-21028
	1400	70.01-72.12	510		L14	<b>GWN-12AF</b>	21010-23028
	1400	70.01-72.12	A/C		L14	<b>GWN-12AF</b>	21010-23028

# NISSAN

CAR NAME	C.C.	YEAR	MODEL	REMARK	ENGINE	GMB NO.	OEM NO.
BLUEBIRD	1600	82.10-83.10	910		CA16S	GWN-31A	21010-W4426
	1600	82.10-83.12	RJ910	GAS	CA16S		21010-50VY5
	1600	85.08-87.09	RU11	GAS	CA16S	GWN-35A	21010-06E25
	1600	83.10-87.09	RU11	GAS	CA16S		21010-D01Y6
	1600	89.10-94.12	U11(VAN)		CA16S		21010-71E26
	1600	86.07-89.10	U11		CA16S	GWN-35A	21010-06E25
	1600	83.10-86.07	U11		CA16S	GWN-20A	21010-D0126
	1600	87.09-88.11	U12		CA16S	GWN-35A	21010-06E26
	1600	88.12-94.12	U12		CA16S		21010-71E27
	1600	87.09-89.10	U12	GAS	CA16S	GWN-35A	21010-06E25
	1600	87.09-91.08	U12	GAS	CA16S		21010-06EY6
	1600	85.08-89.10	VRU11	GAS	CA16S	GWN-35A	21010-06E25
	1600	89.10-90.05	VRU11	GAS	CA16S		21010-06EY6
	1600	83.10-89.10	VRU11	GAS	CA16S		21010-D01Y6
	1600	91.09-94.12	U13		GA16DS	GWN-42A	21010-03M00
	1600	91.09-95.11	U13	GAS	GA16DS	GWN-42A	21010-0M301
	1600	91.09-95.11	U13	GAS	GA16DS		21010-0M302
	1600	67.01-78.07	510		L16	GWN-03A	21010-21028
	1600	67.01-78.07	510		L16	GWN-12AF	21010-23028
	1600	67.01-78.07	610		L16	GWN-03A	21010-21028
	1600	67.01-78.07	610		L16	GWN-12AF	21010-23028
	1600	67.01-78.07	611		L16	GWN-03A	21010-21028
	1600	67.01-78.07	611		L16	GWN-12AF	21010-23028
	1600	67.01-78.07	810		L16	GWN-03A	21010-21028
	1600	67.01-78.07	810		L16	GWN-12AF	21010-23028
	1600	67.01-78.07	A/C		L16	GWN-12AF	21010-23028
	1600	79.10-81.12	910		L16S	GWN-23AF	21010-N5829
	1600	79.12-81.12	VTJ910	GAS	L16S		21010-80WY7
	1600	78.08-79.09	811		Z16	GWN-03A	21010-21028
	1600	78.08-79.09	811		Z16S	GWN-12AF	21010-23028
	1600	79.10-84.01	910		Z16S	GWN-23AF	21010-N5829
	1600	78.08-79.09	A/C		Z16S	GWN-12AF	21010-23028
	1600	79.10-82.09	J910	GAS	Z16S		21010-80WY7
	1600	82.01-83.10	VJ910	GAS	Z16S		21010-80WY7
	1800	87.09-89.10	U12		CA18D/DT	GWN-35A	21010-06E25
	1800	87.09-89.10	RNU12	EGI	CA18DE	GWN-35A	21010-06E25
	1800	87.09-89.10	RU12	EGI	CA18DE	GWN-35A	21010-06E25
	1800	86.10-87.09	U11		CA18DET	GWN-35A	21010-06E25
	1800	85.08-86.10	U11		CA18DET	GWN-31A	21010-W4426
	1800	87.09-89.10	RNU12	TBO	CA18DT	GWN-35A	21010-06E25
	1800	85.08-87.09	U11	TBO	CA18DT	GWN-35A	21010-06E25
	1800	85.08-87.09	U11	TBO	CA18DT		21010-50VY5
	1800	85.08-87.09	U11	EGI	CA18E	GWN-35A	21010-06E25
	1800	83.10-87.09	U11	EGI	CA18E		21010-D01Y6
	1800	82.10-83.12	U910	EGI	CA18E		21010-50VY5
	1800	85.08-87.09	U11	TBO	CA18ET	GWN-35A	21010-06E25
	1800	83.10-87.09	U11	TBO	CA18ET		21010-D01Y6
	1800	85.08-90.05	WU11	TBO	CA18ET	GWN-35A	21010-06E25
	1800	85.08-90.05	WU11	TBO	CA18ET		21010-06EY6
	1800	83.10-90.05	WU11	TBO	CA18ET		21010-D01Y6
	1800	87.09-89.10	RNU12	EI	CA18I	GWN-35A	21010-06E25
1800	87.09-89.10	RNU12	EI	CA18I		21010-06EY6	
1800	87.09-89.10	RU12	EI	CA18I	GWN-35A	21010-06E25	
1800	87.09-91.08	RU12	EI	CA18I		21010-06EY6	
1800	87.09-88.11	U12		CA18I	GWN-35A	21010-06E25	
1800	88.12-94.12	U12		CA18I		21010-71E27	
1800	83.10-85.08	U11		CA18S/E/ET/DET	GWN-20A	21010-D0126	
1800	86.07-87.09	U11		CA18S/E/ET	GWN-35A	21010-06E25	
1800	85.08-86.07	U11		CA18S/E/ET	GWN-20A	21010-D0126	
1800	82.10-83.10	910		CA18S/E	GWN-31A	21010-W4426	
1800	87.09-89.10	U11		CA18S/ET	GWN-35A	21010-06E25	
1800	89.10-94.12	U11		CA18S/ET		21010-71E26	
1800	85.08-87.09	U11	GAS	CA18S	GWN-35A	21010-06E25	

# NISSAN

CAR NAME	C.C.	YEAR	MODEL	REMARK	ENGINE	GMB NO.	OEM NO.
BLUEBIRD	1800	83.10-87.09	U11	GAS	CA18S		21010-D01Y6
	1800	82.10-83.10	U910	GAS	CA18S		21010-50VY5
	1800	82.10-83.12	UJ910	GAS	CA18S		21010-50VY5
	1800	85.08-90.05	WU11	GAS	CA18S	GWN-35A	21010-06E25
	1800	85.08-90.05	WU11	GAS	CA18S		21010-06EY6
	1800	83.10-90.05	WU11	GAS	CA18S		21010-D01Y6
	1800	82.10-83.10	WUJ910	GAS	CA18S		21010-50VY5
	1800	70.01-78.07	510		L18	GWN-03A	21010-21028
	1800	70.01-78.07	510		L18	GWN-12AF	21010-23028
	1800	70.01-78.07	610		L18	GWN-03A	21010-21028
	1800	70.01-78.07	610		L18	GWN-12AF	21010-23028
	1800	70.01-78.07	611		L18	GWN-03A	21010-21028
	1800	70.01-78.07	611		L18	GWN-12AF	21010-23028
	1800	70.01-78.07	810		L18	GWN-03A	21010-21028
	1800	70.01-78.07	810		L18	GWN-12AF	21010-23028
	1800	70.01-78.07	A/C		L18	GWN-12AF	21010-23028
	1800	98.09-01.08	QU14	DI	QG18DD	GWN-73A	21010-4M526
	1800	98.09-01.08	QU14	EGI	QG18DE	GWN-73A	21010-4M526
	1800	91.09-95.11	ENU13	EGI	SR18DE	GWN-48A	21010-53J05
	1800	96.01-01.08	ENU14	EGI	SR18DE	GWN-48A	21010-53J05
	1800	91.09-95.11	EU13	EGI	SR18DE	GWN-48A	21010-53J05
	1800	96.01-98.09	EU14	EGI	SR18DE	GWN-48A	21010-53J05
	1800	91.09-93.08	TEU13	EGI	SR18DE	GWN-48A	21010-53J05
	1800	91.09-94.12	U13		SR18DE	GWN-48A	21010-53J00
	1800	89.10-91.08	ENU12	TWC	SR18DI	GWN-48A	21010-53J05
	1800	89.10-91.08	EU12	TWC	SR18DI	GWN-48A	21010-53J05
	1800	89.10-94.12	U12		SR18DI	GWN-48A	21010-53J00
	1800	78.08-79.09	811		Z18	GWN-03A	21010-21028
	1800	78.08-79.09	811		Z18	GWN-12AF	21010-23028
	1800	79.10-84.01	910		Z18	GWN-23AF	21010-N5829
	1800	78.08-79.09	A/C		Z18	GWN-12AF	21010-23028
	1800	79.10-82.09	P910	EGI	Z18E		21010-80WY7
	1800	80.03-83.10	P910	TBO	Z18ET		21010-80WY7
	1800	84.01-94.12	910		Z18P	GWN-05A	21010-P7528
	1800	85.02-93.06	PC910	LPG	Z18P		21010-W3688
	1800	79.10-83.12	PJ910	LPG	Z18P		21010-80WY7
	1800	84.01-85.01	PJ910	LPG	Z18P		21010-W3688
	1800	79.10-82.09	P910	GAS	Z18S		21010-80WY7
	1800	79.10-82.09	PJ910	GAS	Z18S		21010-80WY7
	1800	79.12-82.09	WPJ910	GAS	Z18S		21010-80WY7
	2000	83.10-85.08	YU11	GAS	CA20S		21010-D01Y6
	2000	91.09-95.11	SNU13	DIE	CD20	GWN-52A	21010-57J01
	2000	91.09-95.11	SU13	DIE	CD20	GWN-52A	21010-57J01
	2000	96.01-98.09	SU14	DIE	CD20	GWN-52A	21010-57J01
	2000	96.01-98.09	SU14	DIE	CD20		21010-57J28
	2000	91.09-93.08	TSU13	DIE	CD20	GWN-52A	21010-57J01
	2000	98.09-01.08	SU14	DIE	CD20E		21010-57J28
	2000	82.01-85.03	910	DIE	LD20(T)		21010-G3626
	2000	82.01-85.03	910	DIE	LD20(T)		21010-W3425
	2000	85.03-88.02	910	DIE	LD20		21010-02C25
	2000	88.02-94.12	910	DIE	LD20	GWN-57A	21010-G5586
	2000	80.03-81.12	910	DIE	LD20		21010-W1786
	2000	88.02-93.06	EJ910	DIE	LD20		21010-G81Y5
	2000	80.04-88.02	EJ910	DIE	LD20		BA010-02C25
2000	80.04-82.09	EJ910	DIE	LD20		BA010-G3625	
2000	80.04-88.02	EJ910	DIE	LD20		BA010-G3626	
2000	80.04-82.09	EJ910	DIE	LD20		BA010-W1788	
2000	83.10-87.09	EU11	DIE	LD20	GWN-63A	21010-05E27	
2000	87.09-91.08	SU12	DIE	LD20	GWN-63A	21010-05E27	
2000	83.10-94.12	U11	DIE	LD20	GWN-63A	21010-05E26	
2000	87.09-94.12	U12	DIE	LD20	GWN-63A	21010-05E26	
2000	91.09-94.12	U12	DIE	LD20	GWN-52A	21010-57J01	
2000	80.04-82.09	VEJ910	DIE	LD20		BA010-G3625	



# NISSAN

CAR NAME	C.C.	YEAR	MODEL	REMARK	ENGINE	GMB NO.	OEM NO.
<b>BLUEBIRD</b>	2000	80.04-83.10	VEJ910	DIE	LD20		BA010-G3626
	2000	80.04-82.09	VEJ910	DIE	LD20		BA010-W1788
	2000	83.10-90.05	VEU11	DIE	LD20	<b>GWN-63A</b>	21010-05E27
	2000	82.01-83.10	EJ910	DTB	LD20T		BA010-02C25
	2000	82.01-83.10	EJ910	DTB	LD20T		BA010-G3626
	2000	89.10-94.12	U12		SR20D/DT	<b>GWN-48A</b>	21010-53J00
	2000	91.09-94.12	U12		SR20DE/DET	<b>GWN-48A</b>	21010-53J00
	2000	91.02-92.04	HAU12	EGI	SR20DE	<b>GWN-48A</b>	21010-53J05
	2000	89.10-91.08	HNU12	EGI	SR20DE	<b>GWN-48A</b>	21010-53J05
	2000	89.10-91.08	HNU12	TWC	SR20DE	<b>GWN-48A</b>	21010-53J05
	2000	91.09-95.11	HNU13	EGI	SR20DE	<b>GWN-48A</b>	21010-53J05
	2000	96.01-01.08	HNU14	EGI	SR20DE	<b>GWN-48A</b>	21010-53J05
	2000	89.10-91.08	HU12	EGI	SR20DE	<b>GWN-48A</b>	21010-53J05
	2000	91.09-95.11	HU13	EGI	SR20DE	<b>GWN-48A</b>	21010-53J05
	2000	96.01-01.08	HU14	EGI	SR20DE	<b>GWN-48A</b>	21010-53J05
	2000	89.10-91.08	HNU12	TBO	SR20DT	<b>GWN-48A</b>	21010-53J05
	2000	91.09-95.11	HNU13	TBO	SR20DT	<b>GWN-48A</b>	21010-53J05
	2000	97.09-01.08	HU14	EGI	SR20VE	<b>GWN-48A</b>	21010-53J05
	2000	84.10-94.12	U11		VG20#	<b>GWN-36A</b>	21010-26E25
	2000	86.01-88.10	PU11	EGI	VG20E		21010-26EY2
	2000	84.10-88.10	PU11	TBO	VG20ET		21010-26EY2
	2000	79.10-84.01	910		Z20E/S	<b>GWN-23AF</b>	21010-N5827
	2000	79.10-82.09	Y910	EGI	Z20E		21010-80WY7
	2000	81.01-83.10	Y910	GAS	Z20S		21010-80WY7
2000	81.01-83.10	YJ910	GAS	Z20S		21010-80WY7	
2400	93.08-95.11	PU13	EGI	KA24DE		21010-1E4Y0	
2400	93.08-	U13		KA24DE	<b>GWN-50A</b>	21010-1E400	
<b>CABALL CLIPPER BISON</b>	2000	76.05-82.08	340		H20	<b>GWN-06A</b>	21010-J5025
	2000	76.05-82.08	341		H20	<b>GWN-06A</b>	21010-J5025
	3000	76.05-82.08	340	DIE	ED30		21010-J2025
	3000	76.05-82.08	341	DIE	ED30		21010-J2025
	3300	80.06-81.12	340	DIE	ED33		21010-J2025
	3300	80.06-81.12	341	DIE	ED33		21010-J2025
<b>CABSTER HOMER</b>	1200	69.01-72.12	320		D12		21010-B0725
	1300	70.01-75.12	321		J	<b>GWN-01A</b>	21010-13226
	1500	70.01-79.08	321		J15	<b>GWN-01A</b>	21010-13226
	1500	70.01-79.08	F20		J15	<b>GWN-01A</b>	21010-13226
	1600	73.01-81.12	F21		J16	<b>GWN-01A</b>	21010-13226
	1600	73.01-81.12	T20		J16	<b>GWN-01A</b>	21010-13226
	1600	67.01-73.12	641		R		21010-85025
	2000	76.01-79.08	F20		H20		21010-B8525
	2000	79.09-81.12	F21		H20		21010-B8625
	2200	76.01-79.08	F20	DIE	SD22	<b>GWN-10A</b>	21010-37528
	2200	79.09-81.12	F21	DIE	SD22	<b>GWN-19A</b>	21010-31W25
2300	86.11-92.01	F22	DIE	TD23	<b>GWN-47AF</b>	21010-02N88	
<b>CARAVAN HOMY</b>	1500	73.01-79.10	E20		J15	<b>GWN-01A</b>	21010-13226
	1600	73.01-80.07	E20		J16	<b>GWN-01A</b>	21010-13226
	1600	73.01-80.07	E21		J16	<b>GWN-01A</b>	21010-13226
	1600	80.08-82.04	E23		J16		21010-03W25
	1600	80.08-82.04	VBE23	GAS	J16		21010-03W25
	1800	82.05-86.09	E23		Z18	<b>GWN-05A</b>	21010-W3626
	1800	82.05-86.09	VNE23	GAS	Z18		21010-W3688
	2000	80.08-82.04	CPGE23	GAS	H20	<b>GWN-18A</b>	21010-R9026
	2000	80.08-82.04	DPGE23	GAS	H20	<b>GWN-18A</b>	21010-R9026
	2000	75.11-78.12	E20		H20		21010-B8525
	2000	75.11-78.12	E21		H20		21010-B8525
	2000	79.01-80.07	E21		H20		21010-B8625
	2000	80.08-82.04	E21		H20	<b>GWN-18A</b>	21010-R9026
	2000	80.08-82.04	E23		H20	<b>GWN-18A</b>	21010-R9026
2000	80.08-82.04	FPGE23	GAS	H20	<b>GWN-18A</b>	21010-R9026	

# NISSAN

CAR NAME	C.C.	YEAR	MODEL	REMARK	ENGINE	GMB NO.	OEM NO.
CARAVAN HOMY	2000	80.08-82.04	VPGE23	GAS	H20	GWN-18A	21010-R9026
	2000	99.06-01.04	CPGE24	EGI	KA20DE	GWN-54A	21010-85G27
	2000	99.06-01.04	VPE24	EGI	KA20DE	GWN-54A	21010-85G27
	2000	01.04-	VPE25	EGI	KA20DE		21010-VW027
	2000	99.06-01.04	VPGE24	EGI	KA20DE	GWN-54A	21010-85G27
	2000	82.05-86.09	E23	DIE	LD20T		21010-R8425
	2000	86.09-90.10	E24	DIE	LD20T	GWN-57A	21010-G5586
	2000	82.05-86.09	KSE23	DTB	LD20T		BA010-R8427
	2000	82.05-86.09	KSE23	DTB	LD20T		BA010-R8487
	2000	86.09-90.10	KSE24	DTB	LD20T		21010-G81Y5
	2000	82.05-86.09	KSGE23	DTB	LD20T		BA010-R8427
	2000	82.05-86.09	KSGE23	DTB	LD20T		BA010-R8487
	2000	86.09-90.10	KSGE24	DTB	LD20T		21010-G81Y5
	2000	90.08-99.06	CTGE24	GAS	NA20S	GWN-54A	21010-85G27
	2000	90.08-93.05	DTGE24	GAS	NA20S	GWN-54A	21010-85G27
	2000	90.08-94.12	E24		NA20S		21010-85G25
	2000	90.08-93.05	FTGE24	GAS	NA20S	GWN-54A	21010-85G27
	2000	90.08-99.06	VTE24	GAS	NA20S	GWN-54A	21010-85G27
	2000	90.08-99.06	VTGE24	GAS	NA20S	GWN-54A	21010-85G27
	2000	86.09-94.12	E24		Z20(S)	GWN-05A	21010-W3686
	2000	82.05-86.09	CHGE23	GAS	Z20		21010-W3688
	2000	86.09-90.08	CHGE24	GAS	Z20		21010-W3688
	2000	82.05-86.09	DHGE23	GAS	Z20		21010-W3688
	2000	86.09-90.08	DHGE24	GAS	Z20		21010-W3688
	2000	79.01-80.07	E22		Z20	GWN-05A	21010-W3626
	2000	80.08-86.09	E23		Z20	GWN-05A	21010-P7527
	2000	82.05-86.09	FHGE23	GAS	Z20		21010-W3688
	2000	86.09-90.08	FHGE24	GAS	Z20		21010-W3688
	2000	80.08-86.09	KHE23	GAS	Z20		21010-W3688
	2000	86.09-93.05	KHE24	GAS	Z20		21010-W3688
	2000	80.08-86.09	KHGE23	GAS	Z20		21010-W3688
	2000	86.09-93.05	KHGE24	GAS	Z20		21010-W3688
	2000	86.09-90.08	VHE24	GAS	Z20		21010-W3688
	2000	82.05-86.09	VHGE23	GAS	Z20		21010-W3688
	2000	86.09-90.08	VHGE24	GAS	Z20		21010-W3688
	2000	93.05-95.08	KHE24	GAS	Z20S		21010-W3688
	2000	93.05-95.08	KHGE24	GAS	Z20S		21010-W3688
	2200	80.08-82.04	CRGE23	DIE	SD22	GWN-10A	21010-37585
	2200	80.08-82.04	DRGE23	DIE	SD22	GWN-10A	21010-37585
	2200	78.04-82.04	E23	DIE	SD22	GWN-10A	21010-37528
	2200	80.08-82.04	KRE23	DIE	SD22	GWN-10A	21010-37585
	2200	80.08-82.04	KRGE23	DIE	SD22	GWN-10A	21010-37585
	2200	80.08-82.04	VRE23	DIE	SD22	GWN-10A	21010-37585
	2200	80.08-82.04	VRGE23	DIE	SD22	GWN-10A	21010-37585
	2300	82.05-86.09	CYGE23	DIE	SD23	GWN-10A	21010-37585
	2300	82.05-86.09	DYGE23	DIE	SD23	GWN-10A	21010-37585
	2300	82.05-86.09	E23	DIE	SD23	GWN-10A	21010-37528
	2300	82.05-86.09	VYE23	DIE	SD23	GWN-10A	21010-37585
	2300	82.05-86.09	VYGE23	DIE	SD23	GWN-10A	21010-37585
	2300	86.09-88.09	CYGE24	DIE	TD23		21010-J2N25
2300	86.09-88.09	CYGE24	DIE	TD23		21010-J2N26	
2300	86.09-88.09	DYGE24	DIE	TD23		21010-J2N25	
2300	86.09-88.09	DYGE24	DIE	TD23		21010-J2N26	
2300	86.09-90.08	E24	DIE	TD23		21010-02N28	
2300	86.09-88.09	VYE24	DIE	TD23		21010-J2N25	
2300	86.09-90.08	VYE24	DIE	TD23		21010-J2N26	
2300	86.09-88.09	VYGE24	DIE	TD23		21010-J2N25	
2300	86.09-88.09	VYGE24	DIE	TD23		21010-J2N26	
2400	99.06-01.04	CQGE24	EGI	KA24DE		21010-40F27	
2400	99.06-01.04	CQGE24	EGI	KA24DE		21010-VJ226	
2400	01.04-	CQGE25	EGI	KA24DE		21010-VW126	
2400	01.04-03.05	DQGE25	EGI	KA24DE		21010-VH027	
2400	01.04-	DQGE25	EGI	KA24DE		21010-VW126	

# NISSAN

CAR NAME	C.C.	YEAR	MODEL	REMARK	ENGINE	GMB NO.	OEM NO.
<b>CARAVAN HOMY</b>	2400	03.05-	QE25	EGI	KA24DE		21010-VW126
	2400	01.11-	QGE25	EGI	KA24DE		21010-VW126
	2700	88.10-94.12	E24	DIE	TD27(T,TI)		21010-02N28
	2700	88.10-94.12	E24	DIE	TD27(T,TI)		21010-21N27
	2700	87.10-95.08	ARGE24	DIE	TD27		21010-J2N26
	2700	97.05-99.06	ARGE24	DIE	TD27		21010-VH027
	2700	87.10-88.09	CRGE24	DIE	TD27		21010-J2N25
	2700	87.10-95.08	CRGE24	DIE	TD27		21010-J2N26
	2700	95.08-97.05	CRGE24	DIE	TD27		21010-VH027
	2700	90.10-95.08	CRMGE24	DIE	TD27		21010-21NY6
	2700	95.08-96.09	CRMGE24	DIE	TD27		21010-65N94
	2700	87.10-95.08	DRGE24	DIE	TD27		21010-J2N26
	2700	95.08-97.05	DRGE24	DIE	TD27		21010-VH027
	2700	87.10-89.04	E24	DIE	TD27		21010-02N27
	2700	87.10-88.10	E24	DIE	TD27		21010-21N26
	2700	90.10-95.08	KRE24	DIE	TD27		21010-J2N26
	2700	95.08-99.06	KRE24	DIE	TD27		21010-VH027
	2700	90.10-95.08	KRGE24	DIE	TD27		21010-J2N26
	2700	95.08-99.06	KRGE24	DIE	TD27		21010-VH027
	2700	87.10-95.08	KRME24	DIE	TD27		21010-21NY6
	2700	95.08-99.06	KRME24	DIE	TD27		21010-65N94
	2700	88.10-95.08	KRMGE24	DIE	TD27		21010-21NY6
	2700	95.08-99.06	KRMGE24	DIE	TD27		21010-65N94
	2700	90.08-95.08	VRE24	DIE	TD27		21010-J2N26
	2700	95.08-97.05	VRE24	DIE	TD27		21010-VH027
	2700	88.10-95.08	VRGE24	DIE	TD27		21010-J2N26
	2700	95.08-97.05	VRGE24	DIE	TD27		21010-VH027
	2700	87.10-95.08	VRMGE24	DIE	TD27		21010-21NY6
	2700	95.08-97.05	VRMGE24	DIE	TD27		21010-65N94
	2700	88.10-93.05	KRE24	DTB	TD27T		21010-J2N26
	2700	88.10-93.05	KRME24	DTB	TD27T		21010-21NY6
	2700	90.10-95.08	ARE24	DTB	TD27TI		21010-J2N26
	2700	95.08-97.05	ARE24	DTB	TD27TI		21010-VH027
	2700	95.08-99.06	ARGE24	DTB	TD27TI		21010-VH027
	2700	90.10-95.08	ARME24	DTB	TD27TI		21010-21NY6
	2700	95.08-97.05	ARME24	DTB	TD27TI		21010-65N94
	2700	90.10-95.08	ARMGE24	DTB	TD27TI		21010-21NY6
	2700	95.08-99.06	ARMGE24	DTB	TD27TI		21010-65N94
	2700	97.05-99.06	KRE24	DTB	TD27TI		21010-VH027
	2700	97.05-99.06	KRGE24	DTB	TD27TI		21010-VH027
	3000	88.10-99.06	AEGE24	EGI	VG30E	<b>GWN-59A</b>	21010-10V28
	3000	88.10-94.12	E24		VG30E	<b>GWN-59A</b>	21010-10V25
	3000	93.05-99.06	FEGE24	EGI	VG30E	<b>GWN-59A</b>	21010-10V28
	3000	88.10-97.05	KEE24	EGI	VG30E	<b>GWN-59A</b>	21010-10V28
	3000	02.09-	CWGE25	DTB	ZD30DD		21010-VW228
	3000	01.04-04.08	CWGE25	EDI	ZD30DD		21010-VW228
	3000	03.05-	CWMGE25	DTB	ZD30DD		21010-VW228
	3000	01.04-04.08	CWMGE25	EDI	ZD30DD		21010-VW228
	3000	02.09-	DWGE25	DTB	ZD30DD		21010-VW228
	3000	01.04-04.08	DWGE25	EDI	ZD30DD		21010-VW228
3000	03.05-	DWMGE25	DTB	ZD30DD		21010-VW228	
3000	01.04-04.08	DWMGE25	EDI	ZD30DD		21010-VW228	
3000	02.09-	VWE25	DTB	ZD30DD		21010-VW228	
3000	01.04-04.08	VWE25	EDI	ZD30DD		21010-VW228	
3000	03.05-	VWME25	DTB	ZD30DD		21010-VW228	
3000	01.04-04.08	VWME25	EDI	ZD30DD		21010-VW228	
3200	96.08-97.05	CWGE24	DIE	QD32		21010-F5N25	
3200	97.05-01.04	CWGE24	DIE	QD32		21010-VH027	
3200	96.08-97.05	CWMGE24	DIE	QD32		21010-F5N25	
3200	96.08-97.05	CWMGE24	DIE	QD32		21010-F5N26	
3200	97.05-01.04	CWMGE24	DIE	QD32		21010-VH028	
3200	97.05-01.04	DWGE24	DIE	QD32		21010-VH027	
3200	96.08-97.05	VWE24	DIE	QD32		21010-F5N25	

# NISSAN

CAR NAME	C.C.	YEAR	MODEL	REMARK	ENGINE	GMB NO.	OEM NO.
<b>CARAVAN HOMY</b>	3200	97.05-01.04	VWE24	DIE	QD32		21010-VH027
	3200	96.08-97.05	VWGE24	DIE	QD32		21010-F5N25
	3200	97.05-01.04	VWGE24	DIE	QD32		21010-VH027
	3200	99.06-01.04	VWME24	DIE	QD32		21010-VH028
	3200	96.08-97.05	VWMGE24	DIE	QD32		21010-F5N26
	3200	97.05-01.04	VWMGE24	DIE	QD32		21010-VH028
<b>CEDRIC GLORIA CIMA</b>	2000	83.06-94.12	Y30		CA20#	<b>GWN-31A</b>	21010-50V25
	2000	87.06-91.06	NJY31	LPG	CA20P		21010-50VY5
	2000	83.06-87.05	NY30	LPG	CA20P		21010-50VY5
	2000	87.12-91.06	TNJY31	LPG	CA20P		21010-50VY5
	2000	87.06-94.12	Y31		CA20P	<b>GWN-31A</b>	21010-50V25
	2000	83.06-87.05	NY30	GAS	CA20S		21010-50VY5
	2000	83.06-95.11	VNY30	GAS	CA20S		21010-50VY5
	2000	69.01-75.06	230		H20	<b>GWN-06A</b>	21010-78226
	2000	69.01-78.09	230		H20	<b>GWN-05A</b>	21010-E3028
	2000	69.01-78.09	330		H20	<b>GWN-05A</b>	21010-E3028
	2000	75.06-79.06	330		H20	<b>GWN-06A</b>	21010-Y4425
	2000	69.01-78.09	331		H20	<b>GWN-05A</b>	21010-E3028
	2000	75.06-79.06	331		H20	<b>GWN-06A</b>	21010-Y4425
	2000	78.10-87.06	332		L20(E,S,PET)	<b>GWN-05A</b>	21010-W3626
	2000	78.10-87.06	430		L20(E,S,PET)	<b>GWN-05A</b>	21010-W3626
	2000	84.02-87.05	MY30	LPG	L20P		21010-W3688
	2000	84.02-84.09	Y30		L20P	<b>GWN-05A</b>	21010-P7527
	2000	91.06-	QJY31	LPG	NA20P		21010-VR026
	2000	99.08-02.06	-QJY31	LPG	NA20P		21010-VR026
	2000	91.06-02.08	CMJY31	LPG	RB20P		21010-53V27
	2000	89.06-91.06	CMJY31	LPG	RB20P		21010-70TY5
	2000	91.06-02.08	MJY31	LPG	RB20P		21010-53V27
	2000	87.06-91.06	MJY31	LPG	RB20P		21010-70TY5
	2000	87.06-94.12	Y31		RB20P	<b>GWN-32A</b>	21010-42L26
	2000	69.01-83.06	230	DIE	SD20	<b>GWN-10A</b>	21010-37528
	2000	69.01-83.06	430	DIE	SD20	<b>GWN-10A</b>	21010-37528
	2000	83.06-94.12	Y30		VG20#	<b>GWN-28A</b>	21010-V5025
	2000	89.06-91.06	CY31	TBO	VG20DT	<b>GWN-59A</b>	21010-10V28
	2000	89.06-91.06	CY31	TBO	VG20DT		21010-F65Y8
	2000	87.06-94.12	Y31		VG20DT	<b>GWN-69A</b>	21010-F6526
	2000	87.06-91.06	Y31	TBO	VG20DT		21010-F65Y8
	2000	90.08-02.08	CY31	EGI	VG20E	<b>GWN-59A</b>	21010-10V28
	2000	87.12-91.06	TY31	EGI	VG20E	<b>GWN-59A</b>	21010-10V28
	2000	87.12-99.08	VY30	EGI	VG20E	<b>GWN-28A</b>	21010-V5028
	2000	83.06-95.11	WY30	EGI	VG20E		21010-02P85
	2000	83.06-99.08	WY30	EGI	VG20E	<b>GWN-28A</b>	21010-V5028
	2000	83.06-87.05	Y30	EGI	VG20E	<b>GWN-28A</b>	21010-02P29
	2000	83.06-87.05	Y30	EGI	VG20E		21010-02P85
	2000	87.06-94.12	Y31		VG20E	<b>GWN-59A</b>	21010-10V25
	2000	87.06-02.08	Y31	EGI	VG20E	<b>GWN-59A</b>	21010-10V28
	2000	87.06-94.12	Y32		VG20E	<b>GWN-59A</b>	21010-10V25
	2000	91.06-95.06	Y32	EGI	VG20E	<b>GWN-59A</b>	21010-10V28
	2000	96.01-99.06	Y33	EGI	VG20E	<b>GWN-59A</b>	21010-10V28
	2000	91.06-95.08	YY31	EGI	VG20E	<b>GWN-59A</b>	21010-10V28
	2000	83.06-87.05	Y30	TBO	VG20ET	<b>GWN-28A</b>	21010-02P29
	2000	83.06-87.05	Y30	TBO	VG20ET		21010-02P85
	2000	04.01-	BJY31	LPG	VG20P	<b>GWN-59A</b>	21010-10V28
	2000	04.01-	CBJY31	LPG	VG20P	<b>GWN-59A</b>	21010-10V28
	2000	82.03-83.05	430		Z20P	<b>GWN-23AF</b>	21010-N5827
	2000	79.06-82.02	430		Z20P	<b>GWN-12AF</b>	21010-N8527
2200	76.07-79.06	330	DIE	SD22	<b>GWN-10A</b>	21010-37528	
2500	97.06-99.06	ENY33	TBO	RB25DT		21010-21U26	
2500	99.06-05.03	ENY34	TBO	RB25DT	<b>GWN-77A</b>	21010-AA527	
2500	99.06-02.09	-ENY34	TBO	RB25DT	<b>GWN-77A</b>	21010-AA527	
2500	99.06-01.12	MY34	DI	VQ25DD		21010-31U85	
2500	01.12-04.09	MY34	DI	VQ25DD		21010-AL526	

# NISSAN

CAR NAME	C.C.	YEAR	MODEL	REMARK	ENGINE	GMB NO.	OEM NO.
CEDRIC GLORIA CIMA	2500	01.12-05.03	MY34	DI	VQ25DD		21010-AL527
	2500	97.06-99.06	MY33	EGI	VQ25DE		21010-31U85
	2600	71.01-76.06	230		L26	<b>GWN-05A</b>	21010-E3028
	2800	78.10-83.06	332		L28(E)	<b>GWN-05A</b>	21010-W3626
	2800	78.10-83.06	430		L28(E)	<b>GWN-05A</b>	21010-W3626
	2800	75.06-78.09	330		L28	<b>GWN-05A</b>	21010-E3028
	2800	75.06-78.09	331		L28	<b>GWN-05A</b>	21010-E3028
	2800	79.10-83.06	430	DIE	LD28	<b>GWN-05A</b>	21010-V0726
	2800	83.06-85.06	HY30	DIE	LD28		BA010-50L26
	2800	83.06-85.06	VHY30	DIE	LD28		BA010-50L26
	2800	83.06-85.06	WHY30	DIE	LD28		BA010-50L26
	2800	83.06-85.06	Y30	DIE	LD28		21010-50L26
	2800	90.08-91.06	CUY31	DIE	RD28	<b>GWN-59A</b>	21010-10V28
	2800	90.08-99.08	CUY31	DIE	RD28	<b>GWN-58A</b>	21010-81T26
	2800	87.12-91.06	TUJY31	DIE	RD28	<b>GWN-58A</b>	21010-81T26
	2800	87.06-99.08	UJY31	DIE	RD28	<b>GWN-58A</b>	21010-V7286
	2800	95.08-98.06	UJY31	DIE	RD28		21010-VR026
	2800	85.06-87.05	UY30	DIE	RD28	<b>GWN-58A</b>	21010-81T26
	2800	87.06-99.08	UY31	DIE	RD28	<b>GWN-58A</b>	21010-81T26
	2800	91.06-95.06	UY32	DIE	RD28	<b>GWN-58A</b>	21010-81T26
	2800	95.06-99.06	UY33	DIE	RD28	<b>GWN-58A</b>	21010-81T26
	2800	85.06-93.08	VUY30	DIE	RD28	<b>GWN-58A</b>	21010-81T26
	2800	85.06-93.08	WUY30	DIE	RD28	<b>GWN-58A</b>	21010-81T26
	2800	85.06-94.12	Y30	DIE	RD28	<b>GWN-58A</b>	21010-V7226
	2800	87.06-94.12	Y31	DIE	RD28	<b>GWN-58A</b>	21010-V7228
	2800	91.06-94.12	Y32	DIE	RD28	<b>GWN-58A</b>	21010-81T25
	2800	99.08-02.08	UJY31	DIE	RD28E	<b>GWN-58A</b>	21010-V7286
	2800	99.08-02.08	UY31	DIE	RD28E	<b>GWN-58A</b>	21010-V7286
	3000	83.06-94.12	Y30		VG30#	<b>GWN-28A</b>	21010-V5025
	3000	88.01-94.12	Y31		VG30D		21010-22P25
	3000	91.06-94.12	Y32		VG30D		21010-0P526
	3000	88.01-91.08	FPAY31	EGI	VG30DE		21010-22P27
	3000	88.01-91.08	FPY31	EGI	VG30DE		21010-22P27
	3000	91.06-95.06	PY32	TWC	VG30DE		21010-0P529
	3000	90.09-94.12	Y32		VG30DET		21010-0P526
	3000	88.01-91.08	FPAY31	TBO	VG30DT		21010-F65Y8
	3000	88.01-91.08	FPY31	TBO	VG30DT		21010-F65Y8
	3000	93.09-96.06	FPY32	TBO	VG30DT		21010-0P529
	3000	91.06-95.06	PAY32	TBO	VG30DT		21010-0P529
	3000	91.06-95.06	PBY32	TBO	VG30DT		21010-0P529
	3000	91.06-95.06	PY32	TBO	VG30DT		21010-0P529
	3000	88.01-94.12	Y31		VG30DT	<b>GWN-69A</b>	21010-F6526
	3000	91.06-94.12	Y32		VG30DT		21010-0P526
	3000	87.06-94.12	Y31		VG30E#	<b>GWN-59A</b>	21010-10V25
	3000	87.06-94.12	Y32		VG30E#	<b>GWN-59A</b>	21010-10V25
	3000	87.06-02.08	PAY31	EGI	VG30E	<b>GWN-59A</b>	21010-10V28
	3000	83.06-87.05	PY30	EGI	VG30E	<b>GWN-28A</b>	21010-02P29
	3000	83.06-87.05	PY30	EGI	VG30E		21010-02P85
	3000	87.06-02.08	PY31	EGI	VG30E	<b>GWN-59A</b>	21010-10V28
	3000	91.06-95.06	PY32	EGI	VG30E	<b>GWN-59A</b>	21010-10V28
	3000	95.06-99.06	PY33	EGI	VG30E	<b>GWN-59A</b>	21010-10V28
	3000	83.06-87.05	YPY30	EGI	VG30E	<b>GWN-28A</b>	21010-02P29
	3000	83.06-87.05	YPY30	EGI	VG30E		21010-02P85
3000	87.06-02.08	YPY31	EGI	VG30E	<b>GWN-59A</b>	21010-10V28	
3000	87.06-91.06	PAY31	TBO	VG30ET	<b>GWN-59A</b>	21010-10V28	
3000	84.06-87.05	PY30	TBO	VG30ET	<b>GWN-28A</b>	21010-02P29	
3000	84.06-87.05	PY30	TBO	VG30ET		21010-02P85	
3000	87.06-91.06	PY31	TBO	VG30ET	<b>GWN-59A</b>	21010-10V28	
3000	99.06-01.12	HY34	DI	VQ30DD		21010-31U85	
3000	01.12-04.09	HY34	DI	VQ30DD		21010-AL526	
3000	01.12-05.03	HY34	DI	VQ30DD		21010-AL527	
3000	95.06-99.06	HY33	EGI	VQ30DE		21010-31U85	
3000	96.06-01.01	FHY33	TBO	VQ30DT		21010-31U85	

# NISSAN

CAR NAME	C.C.	YEAR	MODEL	REMARK	ENGINE	GMB NO.	OEM NO.
<b>CEDRIC GLORIA CIMA</b>	3000	95.06-99.06	HBY33	TBO	VQ30DT		21010-31U85
	3000	01.01-	HF50	TBO	VQ30DT		21010-31U85
	3000	95.06-99.06	HY33	TBO	VQ30DT		21010-31U85
	3000	99.06-05.03	HY34	TBO	VQ30DT		21010-31U85
	4100	91.08-96.06	FGDY32	EGI	VH41DE		21010-1P128
	4100	96.06-01.01	FGDY33	EGI	VH41DE		21010-1P128
	4100	92.09-97.09	FGNY32	EGI	VH41DE		21010-1P128
	4100	97.09-01.01	FGNY33	EGI	VH41DE		21010-1P128
	4100	91.08-96.06	FGY32	EGI	VH41DE		21010-1P128
	4100	96.06-01.01	FGY33	EGI	VH41DE		21010-1P128
	4100	91.08-94.12	Y32		VH41DE		21010-1P101
	4500	01.01-03.08	GF50	DI	VK45DD		21010-AR025
	4500	01.01-03.11	GNF50	DI	VK45DD		21010-AR025
	4500	03.08-05.04	GF50	EGI	VK45DE		21010-AR025
4500	03.11-05.04	GNF50	EGI	VK45DE		21010-AR025	
<b>CEFIRO</b>	2000	88.09-92.06	A31	EGI	RB20DE		21010-70TY5
	2000	88.09-92.06	CA31	EGI	RB20DE		21010-70TY5
	2000	92.06-94.08	LA31	EGI	RB20DE		21010-70TY5
	2000	88.09-92.06	A31	TBO	RB20DT		21010-70TY5
	2000	88.09-92.06	CA31	TBO	RB20DT		21010-70TY5
	2000	92.06-94.08	LA31	TBO	RB20DT		21010-70TY5
	2000	92.06-94.08	LCA31	TBO	RB20DT		21010-70TY5
	2000	92.06-94.08	LNA31	TBO	RB20DT		21010-70TY5
	2000	90.08-92.06	NA31	TBO	RB20DT		21010-70TY5
	2000	88.09-93.06	A31		RB20E/D/DT	<b>GWN-32A</b>	21010-42L26
	2000	93.06-94.12	A31		RB20E/D/DT	<b>GWN-70A</b>	21010-70T25
	2000	88.09-92.06	A31	EGI	RB20E		21010-70TY5
	2000	88.09-92.06	CA31	EGI	RB20E		21010-70TY5
	2000	92.06-94.08	LA31	EGI	RB20E		21010-70TY5
	2000	94.08-94.12	A32		VQ20DE	<b>GWN-51A</b>	21010-31U25
	2000	94.08-98.12	A32	EGI	VQ20DE		21010-31U85
	2000	98.12-05.03	A33	EGI	VQ20DE		21010-31U85
	2000	97.06-00.08	WA32	EGI	VQ20DE		21010-31U85
	2500	92.06-93.06	A31		RB25D	<b>GWN-32A</b>	21010-42L26
	2500	93.06-94.12	A31		RB25D	<b>GWN-70A</b>	21010-70T25
	2500	92.06-94.08	EA31	EGI	RB25DE		21010-70TY5
	2500	92.06-94.08	ECA31	EGI	RB25DE		21010-70TY5
	2500	98.12-02.08	PA33	DI	VQ25DD		21010-31U85
	2500	94.08-94.12	A32		VQ25DE	<b>GWN-51A</b>	21010-31U25
	2500	94.08-98.12	PA32	EGI	VQ25DE		21010-31U85
	2500	97.06-00.08	WPA32	EGI	VQ25DE		21010-31U85
	3000	94.08-94.12	A32		VQ30DE	<b>GWN-51A</b>	21010-31U25
3000	94.08-98.12	HA32	EGI	VQ30DE		21010-31U85	
3000	97.06-99.08	WHA32	EGI	VQ30DE		21010-31U85	
<b>CHERRY</b>	1000	71.10-73.01	E10		A10		21010-M0125
	1000	73.03-75.10	E10		A10	<b>GWN-02A</b>	21010-M6626
	1200	71.10-73.03	E10		A12		21010-M0125
	1200	73.03-78.04	E10		A12	<b>GWN-02A</b>	21010-M6626
	1200	74.09-78.04	E11		A12	<b>GWN-02A</b>	21010-M6626
	1400	74.09-78.04	F10		A14	<b>GWN-02A</b>	21010-M6626
	1400	74.09-78.04	F11		A14	<b>GWN-02A</b>	21010-M6626
<b>CIVILIAN</b>	2200	82.08-88.05	UW40	GAS	Z22S		21010-W3688
	2200	84.06-88.05	VUSW40	GAS	Z22S	<b>GWN-38A</b>	21010-50T27
	2200	84.06-88.05	VUSW40	GAS	Z22S		21010-W3688
	2200	82.08-88.05	W40		Z22S	<b>GWN-05A</b>	21010-P7527
	3000	86.05-94.12	340	DIE	ED30		21010-J2025
	3300	76.05-94.12	340	DIE	ED33		21010-J2025
	3300	82.08-90.06	A/C	DIE	ED33	<b>GWN-38A</b>	21010-01T27
	3300	84.06-88.05	A/C	DIE	ED33		21010-T9C25
	3300	82.08-90.06	MGW40	DIE	ED33	<b>GWN-38A</b>	21010-50T26

# NISSAN

CAR NAME	C.C.	YEAR	MODEL	REMARK	ENGINE	GMB NO.	OEM NO.
CIVILIAN	3300	82.08-88.05	MGW40	DIE	ED33		BA010-T9C25
	3300	82.08-90.06	MW40	DIE	ED33	<b>GWN-38A</b>	21010-50T26
	3300	82.08-88.05	MW40	DIE	ED33		BA010-T9C25
	3300	82.08-90.06	W/O	DIE	ED33	<b>GWN-38A</b>	21010-01T26
	3300	84.06-88.05	W/O	DIE	ED33		21010-T9C25
	3300	82.08-90.06	W40	DIE	ED33	<b>GWN-38A</b>	21010-01T27
	3300	84.06-88.05	W40	DIE	ED33		21010-T9C25
	3300	84.06-88.05	A/C	DIE	FD33T	<b>GWN-38A</b>	21010-01T27
	3300	84.06-88.05	A/C	DIE	FD33T		21010-T9C25
	3300	84.06-88.05	FGW40	DTB	FD33T	<b>GWN-38A</b>	21010-50T27
	3300	84.06-88.05	FGW40	DTB	FD33T		BA010-T9C25
	3300	84.06-88.05	FW40	DTB	FD33T	<b>GWN-38A</b>	21010-50T27
	3300	84.06-88.05	W/O	DIE	FD33T		21010-T9C25
	3300	84.06-88.05	W40	DIE	FD33T	<b>GWN-38A</b>	21010-01T27
	3300	84.06-88.05	W40	DIE	FD33T		21010-T9C25
	3500	90.06-94.12	A/C	DIE	ED35	<b>GWN-38A</b>	21010-50T26
	3500	90.06-05.03	BGW40	DIE	ED35	<b>GWN-38A</b>	21010-50T26
	3500	90.06-05.03	BW40	DIE	ED35	<b>GWN-38A</b>	21010-50T26
	3500	90.06-94.12	W/O	DIE	ED35	<b>GWN-38A</b>	21010-50T26
	3500	90.06-94.12	W40	DIE	ED35	<b>GWN-38A</b>	21010-50T26
	4200	99.02-05.03	BCW41	DIE	TD42		21010-34T29
	4200	99.02-05.03	BHW41	DIE	TD42		21010-34T29
	4200	99.02-05.03	BJW41	DIE	TD42		21010-34T29
	4200	99.02-05.03	BVW41	DIE	TD42		21010-34T29
	4200	93.04-05.03	RAW40	DIE	TD42		21010-34T29
	4200	88.05-05.03	RGW40	DIE	TD42		21010-34T29
	4200	88.05-05.03	RW40	DIE	TD42		21010-34T29
	4200	88.05-05.03	RYW40	DIE	TD42		21010-34T29
	4200	80.05-94.12	W40	DIE	TD42		21010-34T26
	4200	99.02-05.03	BHW41	DTB	TD42T		21010-34T29
	4200	99.02-05.03	BJW41	DTB	TD42T		21010-34T29
	4200	95.08-05.03	RGW40	DTB	TD42T		21010-34T29
	4200	95.08-05.03	RYW40	DTB	TD42T		21010-34T29
	4500	04.09-	DCW41	EGI	TB45E		21010-VB025
	4500	04.09-	DHW41	EGI	TB45E		21010-VB025
	4500	04.09-	DJW41	EGI	TB45E		21010-VB025
	4500	04.09-	DVW41	EGI	TB45E		21010-VB025
	4900	04.09-	ACW41	DTB	4M50T		21010-WK900
	4900	04.09-	AHW41	DTB	4M50T		21010-WK900
	4900	04.09-	AJW41	DTB	4M50T		21010-WK900
	4900	04.09-	AVW41	DTB	4M50T		21010-WK900
	CLIPPER	660	03.10-04.10	U71T	EGI	3G83	<b>GWN-82A</b>
660		03.10-04.10	U71TP	EGI	3G83	<b>GWN-82A</b>	21010-6A0A0
660		03.10-04.10	U71TY	EGI	3G83	<b>GWN-82A</b>	21010-6A0A0
660		03.10-04.10	U71V	EGI	3G83	<b>GWN-82A</b>	21010-6A0A0
660		03.10-04.10	U72T	EGI	3G83	<b>GWN-82A</b>	21010-6A0A0
660		03.10-04.10	U72TP	EGI	3G83	<b>GWN-82A</b>	21010-6A0A0
660		03.10-04.10	U72TY	EGI	3G83	<b>GWN-82A</b>	21010-6A0A0
660		03.10-04.10	U72V	EGI	3G83	<b>GWN-82A</b>	21010-6A0A0
CREW	2000	93.07-94.12	K30(LPG)		NA20P		21010-0H625
	2000	93.07-	QK30	LPG	NA20P		21010-VR026
	2000	94.01-99.08	HK30	EGI	RB20E		21010-70TY5
	2000	95.02-05.03	HK30	EGI	RB20E		21010-75T26
	2000	94.01-94.12	K30(LPG)		RB20E	<b>GWN-70A</b>	21010-70T25
	2000	94.01-05.03	THK30	EGI	RB20E		21010-70TY5
	2000	94.01-05.03	THK30	EGI	RB20E		21010-75T26
	2800	93.07-94.12	K30(LPG)	DIE	RD28	<b>GWN-28A</b>	21010-V7285
	2800	93.07-99.08	SK30	DIE	RD28	<b>GWN-58A</b>	21010-V7286
	2800	93.07-99.08	TSK30	DIE	RD28	<b>GWN-58A</b>	21010-V7286
	2800	99.08-05.03	SK30	DIE	RD28E	<b>GWN-58A</b>	21010-V7286
	2800	99.08-02.08	TSK30	DIE	RD28E	<b>GWN-58A</b>	21010-V7286

# NISSAN

CAR NAME	C.C.	YEAR	MODEL	REMARK	ENGINE	GMB NO.	OEM NO.
CUBE	1300	98.02-99.11	Z10	EGI	CG13DE	GWN-44A	21010-41B01
	1300	99.11-05.03	ANZ10	EGI	CGA3DE	GWN-44A	21010-41B03
	1300	99.11-05.03	AZ10	EGI	CGA3DE	GWN-44A	21010-41B03
	1400	03.09-05.05	BGZ11	EGI	CR14DE		21010-AX000
	1400	02.10-05.05	BNZ11	EGI	CR14DE		21010-AX401
	1400	02.10-05.05	BZ11	EGI	CR14DE		21010-AX000
DATSUN TRUCK	1300	66.01-75.12	520		J13	GWN-01A	21010-13226
	1300	66.01-75.12	521		J13	GWN-01A	21010-13226
	1300	66.01-75.12	620		J13	GWN-01A	21010-13226
	1500	68.01-79.09	521		J15	GWN-01A	21010-13226
	1500	68.01-79.09	620		J15	GWN-01A	21010-13226
	1600	80.07-81.12	720		J16		21010-03W25
	1600	79.09-81.12	720		J16	GWN-01A	21010-13226
	1600	80.07-81.12	A/C		J16		21010-03W25
	1600	89.09-94.12	D21		NA16S	GWN-54A	21010-85G25
	1600	89.09-95.08	D21	GAS	NA16S	GWN-54A	21010-85G27
	1600	89.09-95.08	GD21	GAS	NA16S	GWN-54A	21010-85G27
	1600	82.01-94.12	720		Z16	GWN-03A	21010-21027
	1600	83.11-94.12	720		Z16	GWN-23AF	21010-N5829
	1600	83.11-94.12	A/C		Z16	GWN-23AF	21010-N5829
	1600	85.08-89.09	A/C		Z16S	GWN-23AF	21010-G3925
	1600	87.08-89.09	CD21	GAS	Z16S		21010-10GY6
	1600	85.08-89.09	CD21	GAS	Z16S		21010-210Y5
	1600	85.08-89.09	CD21	GAS	Z16S		21010-80WY7
	1600	85.08-87.08	CGD21	GAS	Z16S		21010-10GY6
	1600	85.08-89.09	CGD21	GAS	Z16S		21010-210Y5
	1600	85.08-89.09	CGD21	GAS	Z16S		21010-80WY7
	1600	85.08-89.09	D21		Z16S	GWN-03A	21010-21028
	1600	85.08-89.09	D21		Z16S	GWN-23AF	21010-G3925
	1800	79.09-81.12	720		L18	GWN-03A	21010-21026
	1800	79.09-81.12	720		L18	GWN-12AF	21010-23025
	1800	80.07-81.12	720		L18	GWN-23AF	21010-N5828
	1800	82.01-94.12	720		Z18	GWN-03A	21010-21026
	1800	82.01-94.12	720		Z18	GWN-23AF	21010-N5829
	1800	82.01-94.12	A/C		Z18	GWN-23AF	21010-N5829
	1800	85.08-87.08	A/C		Z18S	GWN-23AF	21010-N5829
	1800	85.08-87.08	D21		Z18S	GWN-03A	21010-21028
	1800	85.08-87.08	D21		Z18S	GWN-23AF	21010-N5829
	1800	85.08-87.08	DD21	GAS	Z18S		21010-210Y5
	1800	85.08-87.08	DD21	GAS	Z18S		21010-80WY7
	1800	85.08-86.07	DMD21	GAS	Z18S		21010-10GY6
	1800	85.08-86.07	DMD21	GAS	Z18S		21010-210Y5
	1800	85.08-86.07	DMD21	GAS	Z18S		21010-80WY7
	1800	85.08-86.07	DYD21	GAS	Z18S		21010-10GY6
	1800	85.08-86.07	DYD21	GAS	Z18S		21010-210Y5
	1800	85.08-86.07	DYD21	GAS	Z18S		21010-80WY7
	2000	99.06-02.08	LPD22	EGI	KA20DE	GWN-54A	21010-85G27
	2000	99.06-02.08	PD22	EGI	KA20DE	GWN-54A	21010-85G27
	2000	89.09-94.12	D21		NA20S	GWN-54A	21010-85G25
	2000	89.09-97.01	QD21	GAS	NA20S	GWN-54A	21010-85G27
	2000	97.01-99.06	QD22	GAS	NA20S	GWN-54A	21010-85G27
	2000	89.09-97.01	QGD21	GAS	NA20S	GWN-54A	21010-85G27
	2000	89.09-97.01	QMD21	GAS	NA20S	GWN-54A	21010-85G27
	2000	89.09-92.08	QYD21	GAS	NA20S	GWN-54A	21010-85G27
	2000	86.08-89.09	A/C		Z20S	GWN-23AF	21010-N5829
	2000	86.08-89.09	D21		Z20S	GWN-03A	21010-21028
2000	86.08-89.09	D21		Z20S	GWN-23AF	21010-N5829	
2000	87.08-89.09	FD21	GAS	Z20S		21010-210Y5	
2000	87.08-89.09	FD21	GAS	Z20S		21010-80WY7	
2000	87.08-89.09	FGD21	GAS	Z20S		21010-210Y5	
2000	87.08-89.09	FGD21	GAS	Z20S		21010-80WY7	
2000	86.08-89.09	FMD21	GAS	Z20S		21010-210Y5	



# NISSAN

CAR NAME	C.C.	YEAR	MODEL	REMARK	ENGINE	GMB NO.	OEM NO.
DATSUN TRUCK	2000	86.08-89.09	FMD21	GAS	Z20S		21010-80WY7
	2000	86.08-89.09	FYD21	GAS	Z20S		21010-210Y5
	2000	86.08-89.09	FYD21	GAS	Z20S		21010-80WY7
	2200	79.09-83.04	SD22	DIE	720	<b>GWN-19A</b>	21010-31W25
	2300	85.08-87.08	SD23	DIE	D21	<b>GWN-37A</b>	21010-10G25
	2300	87.08-92.08	TD23	DIE	D21	<b>GWN-46AF</b>	21010-43G28
	2300	85.08-87.08	AGD21	DIE	SD23		21010-10GY6
	2300	85.08-87.08	AMD21	DIE	SD23		21010-10GY6
	2300	87.08-92.08	PD21	DIE	TD23		21010-2S527
	2300	87.08-92.08	PGD21	DIE	TD23		21010-2S527
	2300	87.08-89.09	PMD21	DIE	TD23		21010-2S527
	2400	99.06-02.08	LFD22	EGI	KA24DE		21010-40F27
	2400	99.06-02.08	LFD22	EGI	KA24DE		21010-VJ226
	2400	99.06-02.08	LFMD22	EGI	KA24DE		21010-40F27
	2400	99.06-02.08	LFMD22	EGI	KA24DE		21010-VJ226
	2400	97.01-99.06	LFMD22	EGI	KA24E		21010-40F27
	2500	87.08-	TD25	DIE	D21	<b>GWN-46AF</b>	21010-43G85
	2700	88.11-94.12	TD27	DIE	D21	<b>GWN-46AF</b>	21010-43G28
	2700	92.08-94.12	TD27T	DIE	D21	<b>GWN-65AF</b>	21010-80G27
	2700	92.08-97.01	BD21	DIE	TD27		21010-2S527
	2700	97.01-02.08	BD22	DIE	TD27		21010-2S527
	2700	92.08-97.01	BGD21	DIE	TD27		21010-2S527
	2700	88.11-97.01	BMD21	DIE	TD27		21010-2S527
	2700	99.06-02.08	LBD22	DIE	TD27		21010-2S527
	2700	92.08-97.01	BMD21	DTB	TD27T	<b>GWN-65AF</b>	21010-80G26
	2700	95.08-97.01	BMD21	DTB	TD27T		21010-80G88
	2700	92.08-95.08	BMD21	DTB	TD27T		21010-80G89
	2700	95.08-97.01	LBMD21	DTB	TD27T	<b>GWN-65AF</b>	21010-80G26
	2700	95.08-97.01	LBMD21	DTB	TD27T		21010-80G88
	3200	97.01-99.06	LRMD22	DIE	QD32		21010-2S527
	3200	97.01-02.08	LRMD22	DIE	QD32		21010-2S628
	ELGRAND	3000	99.08-02.05	ATE50	DTB	ZD30DT	
3000		99.08-02.05	ATWE50	DTB	ZD30DT		21010-VG128
3200		97.05-99.08	AVE50	DTB	QD32ET		21010-0W829
3200		97.05-99.08	AVWE50	DTB	QD32ET		21010-0W829
3300		97.05-02.05	ALE50	EGI	VG33E	<b>GWN-61A</b>	21010-0W028
3300		97.05-02.05	ALWE50	EGI	VG33E	<b>GWN-61A</b>	21010-0W028
3500		00.08-02.05	APE50	EGI	VQ35DE		21010-31U85
3500		00.08-02.05	APWE50	EGI	VQ35DE		21010-31U85
3500		02.05-04.08	E51	EGI	VQ35DE		21010-31U85
3500	02.05-04.08	NE51	EGI	VQ35DE		21010-31U85	
EXPERT	1800	99.06-04.04	VNW11	EGI	QG18DE	<b>GWN-73A</b>	21010-4M526
	1800	99.06-04.04	VW11	EGI	QG18DE	<b>GWN-73A</b>	21010-4M526
	2200	99.06-05.03	VENW11	DIE	YD22DD	<b>GWN-76A</b>	21010-AD226
	2200	99.06-05.03	VEW11	DIE	YD22DD	<b>GWN-76A</b>	21010-AD226
FAIRLADY Z	2000	78.07-83.09	S130		L20	<b>GWN-05A</b>	21010-E3028
	2000	69.01-78.07	S30		L20	<b>GWN-05A</b>	21010-W3626
	2000	69.01-78.07	S31		L20	<b>GWN-05A</b>	21010-W3626
	2000	85.10-89.07	PGZ31	TBO	RB20DT	<b>GWN-32A</b>	21010-58S25
	2000	85.10-89.07	PZ31	TBO	RB20DT	<b>GWN-32A</b>	21010-58S25
	2000	85.10-94.12	Z31		RB20T	<b>GWN-32A</b>	21010-58S00
	2000	83.09-86.10	GZ31	TBO	VG20ET	<b>GWN-28A</b>	21010-02P29
	2000	83.09-86.10	GZ31	TBO	VG20ET		21010-02P85
	2000	83.09-86.10	Z31	TBO	VG20ET	<b>GWN-28A</b>	21010-02P29
	2000	83.09-86.10	Z31	TBO	VG20ET		21010-02P85
	2000	83.09-86.10	Z31		VG20T	<b>GWN-28A</b>	21010-V5026
	2600	72.01-76.06	S30		L26	<b>GWN-05A</b>	21010-W3626
	2800	78.08-83.09	S130		L28	<b>GWN-05A</b>	21010-W3626
	3000	86.10-94.12	Z31		VG30D		21010-22P25
	3000	89.07-00.08	GZ32	TWC	VG30DE		21010-22P27

# NISSAN

CAR NAME	C.C.	YEAR	MODEL	REMARK	ENGINE	GMB NO.	OEM NO.
FAIRLADY Z	3000	86.10-89.07	HGZ31	EGI	VG30DE		21010-22P27
	3000	86.10-89.07	HZ31	EGI	VG30DE		21010-22P27
	3000	92.08-98.10	HZ32	TWC	VG30DE		21010-22P27
	3000	89.07-94.12	Z32		VG30DE		21010-22P25
	3000	89.07-00.08	Z32	TWC	VG30DE		21010-22P27
	3000	89.07-00.08	CZ32	TWT	VG30DT		21010-22P27
	3000	89.07-00.08	GCZ32	TWT	VG30DT		21010-22P27
	3000	83.09-89.07	HGZ31	TBO	VG30ET	GWN-28A	21010-02P29
	3000	83.09-89.07	HGZ31	TBO	VG30ET		21010-02P85
	3000	83.09-89.07	HZ31	TBO	VG30ET	GWN-28A	21010-02P29
	3000	83.09-89.07	HZ31	TBO	VG30ET		21010-02P85
	3000	83.09-94.12	Z31		VG30T	GWN-28A	21010-V5026
	3500	03.10-04.09	HZ33	EGI	VQ35DE		21010-AL527
	3500	02.07-03.10	Z33	EGI	VQ35DE		21010-AL526
3500	02.07-04.09	Z33	EGI	VQ35DE		21010-AL527	
FIGARO	1000	91.02-91.12	FK10		MA10T/S	GWN-72A	21010-19B25
	1000	91.02-92.04	FK10	TBO	MA10T		21010-19BY5
FUGA	2500	04.10-	Y50		VQ25		21010-AL527
	3500	04.10-	PNY50		VQ35		21010-AL527
	3500	04.10-	PY50		VQ35		21010-AL527
INFINITI Q45	4500	89.10-93.06	G50	EGI	VH45DE		21010-60UY6
	4500	93.06-98.03	G50	EGI	VH45DE		21010-67U28
	4500	89.10-93.06	HG50	EGI	VH45DE		21010-60UY6
	4500	93.06-98.03	HG50	EGI	VH45DE		21010-67U28
INFINITY	4500	89.10-93.06	G50		VH45D		21010-60U25
	4500	93.06-	G50		VH45D		21010-67U25
JUNIOR	1600	70.12-89.07	140		R	GWN-06A	21010-78226
	1600	70.12-89.07	141		R	GWN-06A	21010-78226
	2000	70.10-94.12	140		H20	GWN-06A	21010-78226
	2000	70.10-94.12	141		H20	GWN-06A	21010-78226
LAFESTA	2000	04.12-	B30		MR20		21010-EN225
	2000	04.12-	NB30		MR20		21010-EN225
LAUREL	1800	88.12-93.01	C33		CA181	GWN-31A	21010-V5529
	1800	88.12-93.01	FC33	EI	CA18I		21010-50VY5
	1800	84.10-94.12	C32		CA18P/S	GWN-31A	21010-V5525
	1800	84.10-93.08	FJC32	LPG	CA18P		21010-50VY5
	1800	84.10-88.12	TFJC32	LPG	CA18P		21010-50VY5
	1800	82.10-84.10	C31		CA18S	GWN-31A	21010-W4426
	1800	84.10-93.08	FJC32	GAS	CA18S		21010-50VY5
	1800	84.10-88.12	TFJC32	GAS	CA18S		21010-50VY5
	1800	72.01-76.12	130		G18		21010-S0126
	1800	75.10-76.12	130		L18	GWN-03A	21010-21028
	1800	75.10-76.12	130		L18	GWN-12AF	21010-23028
	1800	75.10-76.12	131		L18	GWN-03A	21010-21028
	1800	75.10-76.12	131		L18	GWN-12AF	21010-23028
	1800	77.01-78.05	230		L18	GWN-12AF	21010-23028
	1800	75.10-76.12	A/C		L18	GWN-12AF	21010-23028
	1800	78.10-82.09	230		Z18(S)	GWN-12AF	21010-23028
	1800	78.10-82.09	231		Z18(S)	GWN-12AF	21010-23028
	1800	78.10-82.09	C31		Z18(S)	GWN-12AF	21010-23028
	1800	83.10-84.10	C31		Z18P	GWN-23AF	21010-N5829
	2000	72.01-76.12	130		G20		21010-S0126
	2000	78.10-84.10	231		L20(E,ET,S)	GWN-05A	21010-E3028
	2000	78.10-84.10	C31		L20(E,ET,S)	GWN-05A	21010-E3028
	2000	72.01-78.09	130		L20	GWN-05A	21010-E3028
	2000	72.01-78.09	131		L20	GWN-05A	21010-E3028

# NISSAN

CAR NAME	C.C.	YEAR	MODEL	REMARK	ENGINE	GMB NO.	OEM NO.	
LAUREL	2000	72.01-78.09	230		L20	<b>GWN-05A</b>	21010-E3028	
	2000	80.11-81.10	C31	DIE	LD20		21010-W1729	
	2000	80.11-84.10	C31	DIE	LD20		21010-W1790	
	2000	81.10-84.10	C31	DIE	LD20		21010-W3425	
	2000	88.12-93.01	HC33	EGI	RB20DE		21010-70TY5	
	2000	93.01-94.09	HC34	EGI	RB20DE		21010-70TY5	
	2000	97.06-02.08	HC35	EGI	RB20DE	<b>GWN-74A</b>	21010-5L328	
	2000	88.12-93.01	HCC33	EGI	RB20DE		21010-70TY5	
	2000	86.10-91.10	HC32	TBO	RB20DT	<b>GWN-32A</b>	21010-58S25	
	2000	88.12-93.01	HC33	TBO	RB20DT		21010-70TY5	
	2000	88.12-93.01	HCC33	TBO	RB20DT		21010-70TY5	
	2000	88.12-93.01	C33		RB20E/D/DT	<b>GWN-32A</b>	21010-42L26	
	2000	93.01-94.12	C34		RB20E/DE	<b>GWN-70A</b>	21010-70T25	
	2000	84.10-94.12	C32		RB20E/DT	<b>GWN-32A</b>	21010-42L26	
	2000	84.10-91.10	HC32	EGI	RB20E		21010-70TY5	
	2000	88.12-93.01	HC33	EGI	RB20E		21010-70TY5	
	2000	93.01-97.06	HC34	EGI	RB20E		21010-70TY5	
	2000	96.05-97.06	HC34	EGI	RB20E		21010-75T26	
	2000	84.10-88.12	HJC32	EGI	RB20E		21010-70TY5	
	2000	78.10-80.10	230	DIE	SD20	<b>GWN-10A</b>	21010-37528	
	2000	84.10-88.12	GC32	TBO	VG20ET	<b>GWN-28A</b>	21010-02P29	
	2000	84.10-88.12	GC32	TBO	VG20ET		21010-02P85	
	2000	84.10-88.12	C32		VG20T	<b>GWN-28A</b>	21010-V5025	
	2000	79.10-84.10	231		Z20S	<b>GWN-23AF</b>	21010-N5829	
	2000	79.10-84.10	C31		Z20S	<b>GWN-23AF</b>	21010-N5829	
	2500	91.10-93.01	C33		RB25D	<b>GWN-32A</b>	21010-42L25	
	2500	93.01-94.12	C34		RB25DE		21010-75T25	
	2500	91.10-93.01	EC33	EGI	RB25DE		21010-70TY5	
	2500	91.10-93.01	ECC33	EGI	RB25DE		21010-70TY5	
	2500	93.01-97.06	GC34	EGI	RB25DE		21010-75T26	
	2500	97.06-02.08	GC35	EGI	RB25DE	<b>GWN-74A</b>	21010-5L328	
	2500	93.01-94.01	GCC34	EGI	RB25DE		21010-75T26	
	2500	94.09-97.06	GNC34	EGI	RB25DE		21010-75T26	
	2500	97.06-02.08	GNC35	EGI	RB25DE	<b>GWN-74A</b>	21010-5L328	
	2500	94.01-94.12	C34		RB25DET		21010-21U25	
	2500	94.01-97.06	GC34	TBO	RB25DT		21010-21U26	
	2500	97.06-98.09	GC35	TBO	RB25DT	<b>GWN-74A</b>	21010-5L328	
	2500	98.09-02.08	GC35	TBO	RB25DT	<b>GWN-77A</b>	21010-AA527	
	2500	94.01-97.06	GCC34	TBO	RB25DT		21010-21U26	
	2500	97.06-98.09	GCC35	TBO	RB25DT	<b>GWN-74A</b>	21010-5L328	
	2500	98.09-02.08	GCC35	TBO	RB25DT	<b>GWN-77A</b>	21010-AA527	
	2600	73.01-75.08	130		L26	<b>GWN-05A</b>	21010-E3028	
	2800	75.08-78.09	130		L28	<b>GWN-05A</b>	21010-E3028	
	2800	75.08-78.09	230		L28	<b>GWN-05A</b>	21010-E3028	
	2800	78.10-80.10	231		L28	<b>GWN-05A</b>	21010-W3626	
	2800	80.11-82.09	C31		L28E	<b>GWN-05A</b>	21010-P7526	
	2800	80.11-84.10	C31	DIE	LD28	<b>GWN-05A</b>	21010-17S25	
	2800	84.10-86.10	C32	DIE	LD28		21010-50L25	
	2800	84.10-86.10	EJC32	DIE	LD28		BA010-50L26	
	2800	84.10-86.10	TEJC32	DIE	LD28		BA010-50L26	
	2800	86.10-94.12	C32	DIE	RD28	<b>GWN-58A</b>	21010-V7726	
	2800	88.12-93.01	C33	DIE	RD28	<b>GWN-58A</b>	21010-V7228	
	2800	93.01-94.12	C34	DIE	RD28	<b>GWN-58A</b>	21010-81T25	
	2800	88.12-93.01	SC33	DIE	RD28	<b>GWN-58A</b>	21010-81T26	
	2800	93.01-97.06	SC34	DIE	RD28	<b>GWN-58A</b>	21010-81T26	
	2800	97.06-99.08	SC35	DIE	RD28	<b>GWN-58A</b>	21010-81T26	
	2800	86.10-93.08	SJC32	DIE	RD28	<b>GWN-58A</b>	21010-81T26	
	2800	86.10-88.12	TSJC32	DIE	RD28	<b>GWN-58A</b>	21010-81T26	
	2800	99.08-02.08	SC35	DIE	RD28E	<b>GWN-58A</b>	21010-81T26	
	LEOPARD J.FERRY	1800	80.09-86.01	F30		Z18S	<b>GWN-23AF</b>	21010-N5829
		2000	88.08-94.12	F31		L20DET	<b>GWN-69A</b>	21010-F6526
		2000	86.02-88.08	F31		L20E/ET/DET	<b>GWN-28A</b>	21010-V5027

# NISSAN

CAR NAME	C.C.	YEAR	MODEL	REMARK	ENGINE	GMB NO.	OEM NO.
<b>LEOPARD J.FERRY</b>	2000	88.08-94.12	F31		L20E/ET	<b>GWN-28A</b>	21010-V5027
	2000	88.08-91.12	GF31	TBO	VG20DT		21010-F65Y8
	2000	86.02-88.08	GF31	EGI	VG20E		21010-02P85
	2000	86.02-91.12	GF31	EGI	VG20E	<b>GWN-28A</b>	21010-V5028
	2000	97.01-99.06	JY33	EGI	VG20E	<b>GWN-59A</b>	21010-10V28
	2000	86.02-88.08	GF31	TBO	VG20ET	<b>GWN-28A</b>	21010-02P29
	2000	86.02-88.08	GF31	TBO	VG20ET		21010-02P85
	2500	97.10-99.06	JENY33	TBO	RB25DT		21010-21U26
	2500	97.10-99.06	JMY33	EGI	VQ25DE		21010-31U85
	2800	80.09-82.08	F30		L28E	<b>GWN-05A</b>	21010-W3626
	3000	86.10-94.12	F31		VG30DE		21010-22P25
	3000	86.02-86.10	F31		VG30DE	<b>GWN-69A</b>	21010-F6500
	3000	92.06-95.12	JPY32	EGI	VG30DE		21010-0P529
	3000	86.02-91.12	UF31	EGI	VG30DE		21010-22P27
	3000	86.02-88.08	UF31	EGI	VG30DE		21010-F65Y8
	3000	92.06-94.12	Y32		VG30DE		21010-0P526
	3000	88.08-94.12	F31		VG30DET	<b>GWN-69A</b>	21010-F6526
	3000	88.08-91.12	UF31	TBO	VG30DT		21010-F65Y8
	3000	96.03-97.10	JPY33	EGI	VG30E	<b>GWN-59A</b>	21010-10V28
	3000	84.06-86.02	F30		VG30T	<b>GWN-28A</b>	21010-V5025
	3000	97.10-99.06	JHY33	DI	VQ30DD		21010-31U85
	3000	96.03-97.10	JHY33	EGI	VQ30DE		21010-31U85
	3000	96.03-99.06	JHBY33	TBO	VQ30DT		21010-31U85
	3000	96.03-99.06	JHY33	TBO	VQ30DT		21010-31U85
4100	92.06-95.12	JGBY32	EGI	VH41DE		21010-1P128	
4100	92.06-94.12	Y32		VH41DE		21010-1P101	
<b>LIBERTY</b>	2000	01.05-04.12	RM12	EGI	QR20DE		21010-6N226
	2000	01.05-04.12	RNM12	EGI	QR20DE		21010-6N226
<b>LUCINO</b>	1500	94.05-99.04	FB14	EGI	GA15DE	<b>GWN-42A</b>	21010-0M301
	1500	94.05-99.04	FB14	EGI	GA15DE		21010-0M302
	1500	95.01-99.04	FN15	EGI	GA15DE	<b>GWN-42A</b>	21010-0M301
	1500	95.01-99.04	FN15	EGI	GA15DE		21010-0M302
	1500	95.01-99.04	FNN15	EGI	GA15DE	<b>GWN-42A</b>	21010-0M301
	1500	95.01-99.04	FNN15	EGI	GA15DE		21010-0M302
	1600	95.01-99.04	EN15	EGI	GA16DE	<b>GWN-42A</b>	21010-0M301
	1600	95.01-99.04	EN15	EGI	GA16DE		21010-0M302
	1600	97.08-99.04	JB14	EGI	SR16VE		21010-1N526
	1600	97.09-99.04	JN15	EGI	SR16VE		21010-1N526
	1800	94.05-97.08	HB14	EGI	SR18DE	<b>GWN-48A</b>	21010-53J05
	1800	95.01-99.04	HN15	EGI	SR18DE	<b>GWN-48A</b>	21010-53J05
	1800	96.05-99.04	HNN15	EGI	SR18DE	<b>GWN-48A</b>	21010-53J05
<b>MARCH</b>	900	88.08-88.12	K10		MA09RT	<b>GWN-29A</b>	21010-01B28
	900	88.12-94.12	K10		MA09RT	<b>GWN-72A</b>	21010-19B25
	930	88.01-92.01	EK10	TBO	MA09RT		21010-01BY9
	930	88.01-92.01	EK10	TBO	MA09RT		21010-19BY5
	1000	92.01-94.12	K11		CG10DE	<b>GWN-44A</b>	21010-41B00
	1000	92.01-05.03	K11	EGI	CG10DE	<b>GWN-44A</b>	21010-41B03
	1000	99.11-05.03	WK11	EGI	CG10DE	<b>GWN-44A</b>	21010-41B01
	1000	02.02-03.07	K12	EGI	CR10DE		21010-AX000
	1000	82.10-89.01	K10	GAS	MA10S		21010-01BY9
	1000	89.01-92.01	K10	GAS	MA10S		21010-19BY5
	1000	85.02-89.01	YK10	GAS	MA10S		21010-01BY9
	1000	82.10-89.01	K10		MA10T/S	<b>GWN-29A</b>	21010-01B25
	1000	89.10-94.12	K10		MA10T/S	<b>GWN-72A</b>	21010-19B25
	1000	83.06-89.01	K10	TBO	MA10T		21010-01BY9
	1000	89.01-92.01	K10	TBO	MA10T		21010-19BY5
	1200	02.02-04.04	AK12	EGI	CR12DE		21010-AX000
	1200	83.07-88.12	K10		MA12	<b>GWN-29A</b>	21010-01B28
	1200	88.12-94.12	K10		MA12	<b>GWN-72A</b>	21010-24B25
	1300	97.05-99.11	FHK11	EGI	CG13DE	<b>GWN-44A</b>	21010-41B01

# NISSAN

CAR NAME	C.C.	YEAR	MODEL	REMARK	ENGINE	GMB NO.	OEM NO.
MARCH	1300	92.01-99.11	HK11	EGI	CG13DE	GWN-44A	21010-41B01
	1300	92.01-94.12	K11		CG13DE	GWN-44A	21010-41B00
	1300	99.11-05.03	AK11	EGI	CGA3DE	GWN-44A	21010-41B03
	1300	99.11-05.03	ANK11	EGI	CGA3DE	GWN-44A	21010-41B03
	1300	99.11-05.03	WAK11	EGI	CGA3DE	GWN-44A	21010-41B01
	1400	02.02-04.04	BK12	EGI	CR14DE		21010-AX000
	1400	02.09-04.04	BNK12	EGI	CR14DE		21010-AX401
MAXIMA	3000	91.08-94.12			VE30DE		21010-97E00
	3000	91.08-94.02	PJ30	EGI	VE30DE	GWN-51A	21010-97E00
	3000	88.10-91.08	J30		VG30E	GWN-36A	21010-16E02
	3000	88.10-91.08	J30	EGI	VG30E	GWN-36A	21010-16E03
MISTRAL	2700	95.11-96.10	KR20	DTB	TD27T	GWN-65AF	21010-0F003
	2700	94.02-94.12	R20	DIE	TD27T	GWN-65AF	21010-0F003
	2700	94.02-96.10	R20	DTB	TD27T	GWN-65AF	21010-0F003
	2700	96.10-98.07	KR20	DTB	TD27TI		21010-7F401
	2700	96.10-98.07	R20	DTB	TD27TI		21010-7F401
MOCO	660	02.04-04.04	MG21S	EPI	K6A	GWN-80A*	21010-4A0A6
	660	02.04-	MG21S	TBO	K6A	GWN-81A*	21010-4A0A7
MURANO	2500	04.09-	TZ50		QR25		21010-6N226
	3500	04.09-	PNZ50		VQ35		21010-AL527
	3500	04.09-	PZ50		VQ35		21010-AL527
NOTE	1500	05.01-	E11		HR15		21010-ED025
	1500	05.01-	EN11		HR15		21010-ED325
OTTI	660	05.06-	H91W		3G83	GWN-83A	21010-6A0A1
PAO	1000	89.10-94.10	PK10		MA10S	GWN-72A	21010-19B25
	1000	89.01-91.02	PK10	GAS	MA10S		21010-19BY5
PRAIRIE	1500	82.08-88.08	BM10	GAS	E15S	GWN-24A	21010-50A27
	1500	82.08-88.08	M10		E15S	GWN-20A	21010-D0126
	1500	82.08-88.08	VBM10	GAS	E15S	GWN-24A	21010-50A27
	1800	86.07-88.08	M10		CA18S	GWN-35A	21010-06E25
	1800	82.08-86.07	M10		CA18S	GWN-20A	21010-D0126
	1800	82.08-88.08	PM10	GAS	CA18S	GWN-35A	21010-06E25
	1800	82.08-88.08	PM10	GAS	CA18S		21010-D01Y6
	2000	85.10-88.08	HNM10	GAS	CA20S	GWN-35A	21010-06E25
	2000	85.10-88.08	HNM10	GAS	CA20S		21010-D01Y6
	2000	86.07-88.08	M10		CA20S	GWN-35A	21010-06E25
	2000	85.10-86.07	M10		CA20S	GWN-20A	21010-D0126
	2000	89.09-88.12	M11		CA20S	GWN-35A	21010-06E25
	2000	88.12-94.12	M11		CA20S		21010-71E28
	2000	88.09-90.09	M11	GAS	CA20S	GWN-35A	21010-06E25
	2000	88.09-95.08	M11	GAS	CA20S		21010-06EY6
	2000	88.09-90.09	NM11	GAS	CA20S	GWN-35A	21010-06E25
	2000	88.09-95.08	NM11	GAS	CA20S		21010-06EY6
	2000	01.05-04.12	RM12	EGI	QR20DE		21010-6N226
	2000	01.05-04.12	RNM12	EGI	QR20DE		21010-6N226
	2000	95.08-98.11	PM11	EGI	SR20DE	GWN-48A	21010-53J05
	2000	98.11-01.05	PM12	EGI	SR20DE	GWN-48A	21010-53J05
	2000	95.08-98.11	PNM11	EGI	SR20DE	GWN-48A	21010-53J05
	2000	98.11-01.05	PNM12	EGI	SR20DE	GWN-48A	21010-53J05
	2000	00.05-01.05	PNM12	EGI	SR20DT	GWN-48A	21010-53J05
	2000	99.10-01.05	PNM12	TBO	SR20DT	GWN-48A	21010-53J05
	2400	90.09-94.12	M11		KA20E	GWN-43A	21010-30R05
	2400	90.09-95.08	HM11	EGI	KA24E		21010-30RY6
	2400	90.09-95.08	HNM11	EGI	KA24E		21010-30RY6

# NISSAN

CAR NAME	C.C.	YEAR	MODEL	REMARK	ENGINE	GMB NO.	OEM NO.
PRECEA	1500	90.06-94.12	R10		GA150DS	GWN-42A	21010-53Y01
	1800	95.01-	R11		SR18D	GWN-48A	21010-53J00
	1800	90.06-94.12	R10		SR18DI/DE	GWN-48A	21010-53J00
	2000	90.06-94.12	R10		SR20D	GWN-48A	21010-53J00
	2000	95.01-	R11		SR20DE	GWN-48A	21010-53J00
PRESAGE	2400	98.06-01.08	NU30	EGI	KA24DE		21010-1E403
	2400	98.06-01.08	U30	EGI	KA24DE		21010-1E403
	2500	01.08-05.03	TNU30	EGI	QR25DE		21010-6N226
	2500	03.06-04.05	TNU31	EGI	QR25DE		21010-6N226
	2500	01.08-05.03	TU30	EGI	QR25DE		21010-6N226
	2500	03.06-04.05	TU31	EGI	QR25DE		21010-6N226
	2500	98.06-01.08	VNU30	DTB	YD25DT	GWN-76A	21010-AD226
	2500	98.06-01.08	VU30	DTB	YD25DT	GWN-76A	21010-AD226
	3000	98.06-05.03	HU30	EGI	VQ30DE		21010-31U85
	3500	03.06-04.05	PNU31	EGI	VQ35DE		21010-AL527
3500	03.06-04.05	PU31	EGI	VQ35DE		21010-AL527	
PRESEA	1500	95.01-00.08	R11	EGI	GA15DE	GWN-42A	21010-0M301
	1500	95.01-00.08	R11	EGI	GA15DE		21010-0M302
	1500	90.06-95.01	R10	GAS	GA15DS	GWN-42A	21010-0M301
	1500	90.06-95.01	R10	GAS	GA15DS		21010-0M302
	1800	92.06-95.01	PR10	EGI	SR18DE	GWN-48A	21010-53J05
	1800	95.01-00.08	PR11	EGI	SR18DE	GWN-48A	21010-53J05
	1800	90.06-92.06	PR10	EI	SR18DI	GWN-48A	21010-53J05
	2000	90.06-95.01	HR10	EGI	SR20DE	GWN-48A	21010-53J05
2000	95.01-00.08	HR11	EGI	SR20DE	GWN-48A	21010-53J05	
PRESIDENT	4400	75.04-90.05	250		Y44E		21010-F2725
	4400	75.04-90.05	252		Y44E		21010-F2725
	4400	75.04-76.07	50-DWQ	EGI	Y44E		21010-F2725
	4400	75.04-76.07	H250C	EGI	Y44E		21010-F2725
	4400	75.04-76.07	H250D	EGI	Y44E		21010-F2725
	4400	75.04-76.07	H250DJ	EGI	Y44E		21010-F2725
	4400	75.04-76.07	H250DJQL	EGI	Y44E		21010-F2725
	4400	75.04-76.07	H250DQ	EGI	Y44E		21010-F2725
	4400	75.04-76.07	H250DW	EGI	Y44E		21010-F2725
	4400	75.04-76.07	H250	EGI	Y44E		21010-F2725
	4400	75.04-76.07	H250WC	EGI	Y44E		21010-F2725
	4400	76.08-77.06	H251	EGI	Y44E		21010-F2725
	4400	77.07-90.10	H252	EGI	Y44E		21010-F2725
	4500	90.10-93.04	G50		VH45D		21010-60U25
	4500	93.04-94.12	G50		VH45D		21010-67U25
	4500	92.02-94.05	JG50	EGI	VH45DE		21010-60UY6
	4500	92.02-02.08	JG50	EGI	VH45DE		21010-67U28
	4500	90.10-94.05	JHG50	EGI	VH45DE		21010-60UY6
	4500	90.10-02.08	JHG50	EGI	VH45DE		21010-67U28
	4500	92.02-94.05	PG50	EGI	VH45DE		21010-60UY6
4500	92.02-02.08	PG50	EGI	VH45DE		21010-67U28	
4500	92.02-94.05	PHG50	EGI	VH45DE		21010-60UY6	
4500	92.02-02.08	PHG50	EGI	VH45DE		21010-67U28	
4500	03.10-05.04	PGF50	EGI	VK45DE		21010-AR025	
PRIMERA	1800	98.09-05.03	QP11	DI	QG18DD	GWN-73A	21010-4M526
	1800	98.09-05.03	WQP11	DI	QG18DD	GWN-73A	21010-4M526
	1800	98.09-05.03	QP11	EGI	QG18DE	GWN-73A	21010-4M526
	1800	02.02-	QP12	EGI	QG18DE	GWN-73A	21010-4M526
	1800	02.02-02.05	QP12	EGI	QG18DE		21010-6N226
	1800	98.09-05.03	WQP11	EGI	QG18DE	GWN-73A	21010-4M526
	1800	92.09-95.09	P10	EGI	SR18DE	GWN-48A	21010-53J05
	1800	95.09-98.09	P11	EGI	SR18DE	GWN-48A	21010-53J05
	1800	97.09-98.09	WP11	EGI	SR18DE	GWN-48A	21010-53J05
	1800	90.02-92.09	P10	EI	SR18DI	GWN-48A	21010-53J05

# NISSAN

CAR NAME	C.C.	YEAR	MODEL	REMARK	ENGINE	GMB NO.	OEM NO.
<b>PRIMERA</b>	2000	01.08-	TNP12	EGI	QR20DE		21010-6N226
	2000	01.01-	TP12	EGI	QR20DE		21010-6N226
	2000	01.01-	WTNP12	EGI	QR20DE		21010-6N226
	2000	01.01-	WTP12	EGI	QR20DE		21010-6N226
	2000	91.07-96.11	FHP10	EGI	SR20DE	<b>GWN-48A</b>	21010-53J05
	2000	96.11-05.03	FHP11	EGI	SR20DE	<b>GWN-48A</b>	21010-53J05
	2000	90.10-95.09	HNP10	EGI	SR20DE	<b>GWN-48A</b>	21010-53J05
	2000	95.09-05.03	HNP11	EGI	SR20DE	<b>GWN-48A</b>	21010-53J05
	2000	90.02-95.09	HP10	EGI	SR20DE	<b>GWN-48A</b>	21010-53J05
	2000	95.09-05.03	HP11	EGI	SR20DE	<b>GWN-48A</b>	21010-53J05
	2000	97.09-05.03	WHNP11	EGI	SR20DE	<b>GWN-48A</b>	21010-53J05
	2000	97.09-05.03	WHP11	EGI	SR20DE	<b>GWN-48A</b>	21010-53J05
	2000	97.09-05.03	HP11	EGI	SR20VE	<b>GWN-48A</b>	21010-53J05
	2000	01.08-03.07	HP12	EGI	SR20VE	<b>GWN-48A</b>	21010-53J05
	2000	97.09-05.03	WHP11	EGI	SR20VE	<b>GWN-48A</b>	21010-53J05
	2000	01.08-03.07	WHP12	EGI	SR20VE	<b>GWN-48A</b>	21010-53J05
	2500	01.01-	RP12	DI	QR25DD		21010-6N226
	2500	01.01-	WRP12	DI	QR25DD		21010-6N226
<b>PROMERA</b>	1800	92.09-94.12	P10		SR18DE	<b>GWN-48A</b>	21010-53J00
	1800	95.09-	P11		SR18DE	<b>GWN-48A</b>	21010-53J00
	1800	90.02-92.09	P10		SR18DI	<b>GWN-48A</b>	21010-53J00
	2000	91.07-94.12	P10		SR200DE	<b>GWN-48A</b>	21010-70J00
	2000	90.02-92.09	P10		SR20D	<b>GWN-48A</b>	21010-53J00
	2000	92.09-94.12	P10		SR20DE	<b>GWN-48A</b>	21010-53J00
	2000	95.09-	P11		SR20DE	<b>GWN-48A</b>	21010-53J00
<b>PULSER LANGLEY LIBERTA VILLA EXA</b>	1200	78.05-81.02	N10		A12	<b>GWN-02A</b>	21010-M6626
	1200	78.05-81.02	N11		A12	<b>GWN-02A</b>	21010-M6626
	1300	81.03-82.04	N10		E13	<b>GWN-24A</b>	21010-01M25
	1300	82.05-87.05	N12		E13S	<b>GWN-24A</b>	21010-01M25
	1300	86.05-89.03	N13		E13S	<b>GWN-24A</b>	21010-01M25
	1300	86.05-94.12	N13		E13S	<b>GWN-49A</b>	21010-50A28
	1300	86.05-90.08	N13	GAS	E13S	<b>GWN-24A</b>	21010-50A27
	1300	86.05-90.08	N13	GAS	E13S		21010-50AY8
	1300	82.05-86.05	PN12	GAS	E13S	<b>GWN-24A</b>	21010-50A27
	1300	90.08-94.12	N14		GA13DS	<b>GWN-42A</b>	21010-53Y01
	1300	90.08-94.12	N14	GAS	GA13DS	<b>GWN-42A</b>	21010-0M301
	1300	90.08-94.12	N14	GAS	GA13DS		21010-0M302
	1400	78.05-81.02	N10		A14	<b>GWN-02A</b>	21010-M6626
	1400	78.05-81.02	N11		A14	<b>GWN-02A</b>	21010-M6626
	1500	86.10-88.08	BHN13	EGI	E15E	<b>GWN-24A</b>	21010-50A27
	1500	86.10-88.08	BHN13	EGI	E15E		21010-50AY8
	1500	87.01-88.08	BHNN13	EGI	E15E	<b>GWN-24A</b>	21010-50A27
	1500	87.01-88.08	BHNN13	EGI	E15E		21010-50AY8
	1500	82.05-86.10	HN12	EGI	E15E	<b>GWN-24A</b>	21010-50A27
	1500	86.05-88.04	HN13	EGI	E15E	<b>GWN-24A</b>	21010-50A27
	1500	86.05-88.04	HN13	EGI	E15E		21010-50AY8
	1500	87.01-88.04	HNN13	EGI	E15E	<b>GWN-24A</b>	21010-50A27
	1500	87.01-88.04	HNN13	EGI	E15E		21010-50AY8
	1500	83.05-86.10	HN12	TBO	E15ET	<b>GWN-24A</b>	21010-50A27
	1500	82.05-87.05	N12		E15S/E/T	<b>GWN-24A</b>	21010-50A25
	1500	86.05-89.03	N13		E15S/E	<b>GWN-24A</b>	21010-01M25
	1500	86.05-89.03	N13		E15S/E	<b>GWN-49A</b>	21010-50A28
	1500	86.10-88.08	BHN13	GAS	E15S	<b>GWN-24A</b>	21010-50A27
	1500	86.10-88.08	BHN13	GAS	E15S		21010-50AY8
	1500	82.05-86.10	HN12	GAS	E15S	<b>GWN-24A</b>	21010-50A27
	1500	86.05-88.04	HN13	GAS	E15S	<b>GWN-24A</b>	21010-50A27
	1500	86.05-88.04	HN13	GAS	E15S		21010-50AY8
	1500	86.05-88.04	HNN13	GAS	E15S	<b>GWN-24A</b>	21010-50A27
	1500	86.05-88.04	HNN13	GAS	E15S		21010-50AY8
1500	95.01-00.08	FN15	EGI	GA15DE	<b>GWN-42A</b>	21010-0M301	
1500	95.01-00.08	FN15	EGI	GA15DE		21010-0M302	

# NISSAN

CAR NAME	C.C.	YEAR	MODEL	REMARK	ENGINE	GMB NO.	OEM NO.
<b>PULSER LANGLEY LIBERTA VILLA EXA</b>	1500	95.01-00.08	FNN15	EGI	GA15DE	<b>GWN-42A</b>	21010-0M301
	1500	95.01-00.08	FNN15	EGI	GA15DE		21010-0M302
	1500	90.08-94.12	FN14	GAS	GA15DS	<b>GWN-42A</b>	21010-0M301
	1500	90.08-94.12	FN14	GAS	GA15DS		21010-0M302
	1500	90.08-94.12	FNN14	GAS	GA15DS	<b>GWN-42A</b>	21010-0M301
	1500	90.08-94.12	FNN14	GAS	GA15DS		21010-0M302
	1500	90.08-94.12	N14		GA15DS	<b>GWN-42A</b>	21010-53Y01
	1500	88.09-90.08	BFN13	EGI	GA15E		21010-77AY0
	1500	88.04-90.08	FN13	EGI	GA15E		21010-77AY0
	1500	88.04-90.08	FNN13	EGI	GA15E		21010-77AY0
	1500	88.04-94.12	N13		GA15S/E	<b>GWN-39A</b>	21010-77A00
	1500	88.09-90.08	BFN13	GAS	GA15S		21010-77AY0
	1500	88.09-90.08	BFNN13	GAS	GA15S		21010-77AY0
	1500	88.04-90.08	FN13	GAS	GA15S		21010-77AY0
	1500	88.04-90.08	FNN13	GAS	GA15S		21010-77AY0
	1600	86.10-94.12	N13		CA16D	<b>GWN-35A</b>	21010-06E26
	1600	86.05-86.10	N13		CA16D	<b>GWN-31A</b>	21010-W4426
	1600	86.10-90.08	BEN13	EGI	CA16DE	<b>GWN-35A</b>	21010-06E25
	1600	86.10-90.08	BEN13	EGI	CA16DE		21010-50VY5
	1600	86.05-90.08	EN13	EGI	CA16DE	<b>GWN-35A</b>	21010-06E25
	1600	86.05-88.04	EN13	EGI	CA16DE		21010-50VY5
	1600	86.10-90.10	KEN13	EGI	CA16DE	<b>GWN-35A</b>	21010-06E25
	1600	90.08-94.12	EN14	EGI	GA16DE	<b>GWN-42A</b>	21010-0M301
	1600	90.08-94.12	EN14	EGI	GA16DE		21010-0M302
	1600	95.01-00.08	EN15	EGI	GA16DE	<b>GWN-42A</b>	21010-0M301
	1600	95.01-00.08	EN15	EGI	GA16DE		21010-0M302
	1600	90.08-94.12	N14		GA16DE	<b>GWN-42A</b>	21010-53Y01
	1600	97.09-00.08	JN15	EGI	SR16VE		21010-1N526
	1700	86.10-90.08	BSN13	DIE	CD17	<b>GWN-55A</b>	BA010-54A26
	1700	83.05-94.12	N12	DIE	CD17	<b>GWN-26A</b>	21010-16A27
	1700	86.05-94.12	N13	DIE	CD17		21010-54A25
	1700	86.05-94.12	N13	DIE	CD17	<b>GWN-55A</b>	21010-54A26
	1700	90.08-94.12	N14	DIE	CD17		BA010-54A26
	1700	83.05-86.10	SN12	DIE	CD17		21010-16AY5
	1700	84.05-86.10	SN12	DIE	CD17		21010-16AY7
	1700	86.05-88.04	SN13	DIE	CD17		21010-54AY5
	1700	86.05-90.08	SN13	DIE	CD17	<b>GWN-55A</b>	BA010-54A26
	1700	92.08-94.12	SN14	DIE	CD17	<b>GWN-67A</b>	21010-59Y25
	1700	90.08-94.12	SN14	DIE	CD17	<b>GWN-55A</b>	BA010-54A26
	1800	90.08-94.12	HN14	EGI	SR18DE	<b>GWN-48A</b>	21010-53J05
1800	95.01-00.08	HN15	EGI	SR18DE	<b>GWN-48A</b>	21010-53J05	
1800	96.05-00.08	HNN15	EGI	SR18DE	<b>GWN-48A</b>	21010-53J05	
1800	90.08-94.12	N14		SR18DE	<b>GWN-48A</b>	21010-53J00	
2000	95.01-97.09	SN15	DIE	CD20	<b>GWN-52A</b>	21010-57J01	
2000	95.01-00.08	SN15	DIE	CD20		21010-57J28	
2000	95.01-97.09	SNN15	DIE	CD20	<b>GWN-52A</b>	21010-57J01	
2000	95.01-00.08	SNN15	DIE	CD20		21010-57J28	
2000	90.08-94.12	N14		SR20DET		21010-54C00	
2000	90.08-94.12	RNN14	TBO	SR20DT		21010-54CY0	
<b>RASHEEN</b>	1500	94.12-00.08	RFNB14	EGI	GA15DE	<b>GWN-42A</b>	21010-0M301
	1500	94.12-00.08	RFNB14	EGI	GA15DE		21010-0M302
	1800	97.01-00.08	RHNB14	EGI	SR18DE	<b>GWN-48A</b>	21010-53J05
	2000	98.04-00.08	RKNB14	EGI	SR20DE	<b>GWN-48A</b>	21010-53J05
<b>R'NESSA</b>	2000	97.10-01.07	N30	EGI	SR20DE	<b>GWN-48A</b>	21010-53J05
	2000	97.10-01.07	NN30	TBO	SR20DT	<b>GWN-48A</b>	21010-53J05
	2400	97.10-01.07	PNN30	EGI	KA24DE		21010-1E403
<b>SAFARI PATROL</b>	2800	94.10-97.10	WYY60	DTB	RD28T	<b>GWN-58A</b>	21010-81T26
	2800	97.10-99.09	WYY61	DTB	RD28TI		21010-VB125
	3000	99.09-02.11	WTY61	DTB	ZD30DI		21010-2W228
	3300	80.06-94.12	160	DIE	SD33#	<b>GWN-53A</b>	21010-61529



# NISSAN

CAR NAME	C.C.	YEAR	MODEL	REMARK	ENGINE	GMB NO.	OEM NO.
SAFARI PATROL	3300	80.06-87.10	150	DIE	SD33	<b>GWN-53A</b>	21010-61529
	3300	80.06-83.08	VR160	DIE	SD33		21010-615Y5
	3300	83.08-87.10	VR161	DIE	SD33		21010-615Y5
	3300	80.06-83.08	VRG160	DIE	SD33		21010-615Y5
	3300	83.08-87.10	VRG161	DIE	SD33		21010-615Y5
	3300	85.10-87.10	BRG161	DTB	SD33T		21010-615Y5
	3300	83.08-87.10	VR161	DTB	SD33T		21010-615Y5
	3300	83.08-87.10	VRG161	DTB	SD33T		21010-615Y5
	4000	62.01-80.06	60		P	<b>GWN-08A</b>	21010-58025
	4000	62.01-80.06	G60		P	<b>GWN-08A</b>	21010-58025
	4000	80.06-94.12			PF40	<b>GWN-21A</b>	21010-C6525
	4000	80.06-82.08	FG160	GAS	PF40		21010-C65Y6
	4000	82.08-87.10	FG161	GAS	PF40		21010-C65Y6
	4200	91.10-97.10	WGY60	EGI	TB42E	<b>GWN-45A</b>	21010-03J25
	4200	91.10-94.12	Y60		TB42E	<b>GWN-45A</b>	21010-03J25
	4200	87.10-97.10	FGY60	GAS	TB42S	<b>GWN-45A</b>	21010-03J25
	4200	87.10-94.12	Y60		TB42S	<b>GWN-45A</b>	21010-03J25
	4200	87.10-97.10	VRGY60	DIE	TD42		21010-06J29
	4200	87.10-93.08	VRY60	DIE	TD42		21010-06J29
	4200	91.02-93.08	WRGY60	DIE	TD42		21010-06J29
	4200	91.02-93.08	WRY60	DIE	TD42		21010-06J29
	4200	87.10-94.12	Y60	DIE	TD42	<b>GWN-60A</b>	21010-06J26
	4200	99.09-02.11	VRGY61	DIE	TD42T		21010-06J29
	4200	93.08-97.10	WRGY60	DTB	TD42T		21010-06J29
	4200	97.10-99.09	WRGY61	DTB	TD42T		21010-06J29
	4200	93.08-97.10	WRY60	DTB	TD42T		21010-06J29
	4200	93.08-94.12	Y60	DIE	TD42T	<b>GWN-60A</b>	21010-06J26
	4500	97.10-02.11	WGY61	EGI	TB45E		21010-VB025
	4800	02.11-	WFGY61	EGI	TB48DE		21010-VC225
	SANTANA PASSAT	1600	84.02-87.01	EM30	DTB	CY	
1600		84.02-87.01	EM30	DTB	CY	<b>GWN-27A</b>	21010-V4071
1600		84.02-87.01	M30		CY	<b>GWN-27A</b>	21010-V4962
1800		84.02-89.10	M30		J	<b>GWN-27A</b>	21010-V4962
1800		84.02-87.01	M30	GAS	JN		21010-85V06
1800		84.02-89.10	M30	GAS	JN	<b>GWN-27A</b>	21010-V4071
2000		90.05-91.11	GT		9A	<b>GWN-27A</b>	21011-V4962
2000		84.02-84.05	M30		J		21010-V4300
2000		84.05-84.12	M30		J		21010-V4301
2000		84.12-89.10	M30		J		21010-V4370
2000		87.01-89.10	M30		J		21010-Y9010
2000		84.02-87.01	PM30	GAS	J		21010-V4311
2000		84.02-89.10	PM30	GAS	J		21010-V4370
2000		88.01-88.02	PM30	GAS	J		B1010-Y9010
2000		87.01-89.10	PM30	TWC	JD		21010-V4370
2000	87.01-89.10	PM30	TWC	JD		B1010-Y9010	
SCARGO	1500	89.01-90.03	G20A		E15A	<b>GWN-24A</b>	21010-50A26
	1500	90.03-90.11	G20A		E15A	<b>GWN-49A</b>	21010-50A28
	1500	89.01-90.11	G20	GAS	E15S	<b>GWN-24A</b>	21010-50A27
	1500	89.01-90.11	G20	GAS	E15S		21010-50AY8
SERENA	1600	91.06-97.01	KAJC23	EGI	GA16DE	<b>GWN-42A</b>	21010-0M301
	1600	91.06-97.01	KAJC23	EGI	GA16DE		21010-0M302
	1600	94.05-99.06	VAJC23	EGI	GA16DE	<b>GWN-42A</b>	21010-0M301
	1600	94.05-99.06	VAJC23	EGI	GA16DE		21010-0M302
	1600	91.06-94.05	VAJC23	GAS	GA16DS	<b>GWN-42A</b>	21010-0M301
	1600	91.06-94.05	VAJC23	GAS	GA16DS		21010-0M302
	2000	91.06-93.08	KVJC23	DIE	CD20	<b>GWN-52A</b>	21010-57J01
	2000	91.06-97.01	VVJC23	DIE	CD20	<b>GWN-52A</b>	21010-57J01
	2000	95.08-99.06	VVJC23	DIE	CD20		21010-57J28
	2000	97.01-99.06	KVC23	DTB	CD20ET		21010-57J28
	2000	97.01-99.06	KVNC23	DTB	CD20ET		21010-57J28

# NISSAN

CAR NAME	C.C.	YEAR	MODEL	REMARK	ENGINE	GMB NO.	OEM NO.
<b>SERENA</b>	2000	91.06-97.01	KVC23	DTB	CD20T	<b>GWN-52A</b>	21010-57J01
	2000	95.08-97.01	KVC23	DTB	CD20T		21010-57J28
	2000	91.06-97.01	KVNC23	DTB	CD20T	<b>GWN-52A</b>	21010-57J01
	2000	95.08-97.01	KVNC23	DTB	CD20T		21010-57J28
	2000	01.12-04.04	TC24	EGI	QR20DE		21010-6N226
	2000	01.12-04.04	TNC24	EGI	QR20DE		21010-6N226
	2000	91.06-99.06	KBC23	EGI	SR20DE	<b>GWN-79A</b>	21010-52F01
	2000	91.06-95.08	KBC23	EGI	SR20DE	<b>GWN-48A</b>	21010-53J05
	2000	91.06-99.06	KBCC23	EGI	SR20DE	<b>GWN-79A</b>	21010-52F01
	2000	91.06-95.08	KBCC23	EGI	SR20DE	<b>GWN-48A</b>	21010-53J05
	2000	91.06-99.06	KBNC23	EGI	SR20DE	<b>GWN-79A</b>	21010-52F01
	2000	91.06-98.01	KBNC23	EGI	SR20DE	<b>GWN-48A</b>	21010-53J05
	2000	99.06-01.12	PC24	EGI	SR20DE	<b>GWN-48A</b>	21010-53J05
	2000	99.06-01.12	PNC24	EGI	SR20DE	<b>GWN-48A</b>	21010-53J05
	2500	01.12-04.04	RC24	EGI	QR25DE		21010-6N226
2500	99.06-01.12	VC24	DI	YD25DT	<b>GWN-76A</b>	21010-AD226	
2500	99.06-01.12	VNC24	DI	YD25DT	<b>GWN-76A</b>	21010-AD226	
<b>SILVIA GAZELLE 180SX</b>	1800	88.05-91.01	S13		CA18D(DT)	<b>GWN-31A</b>	21010-V5529
	1800	88.05-91.01	KS13	EGI	CA18DE		21010-50VY5
	1800	88.05-91.01	S13	EGI	CA18DE		21010-50VY5
	1800	89.03-91.01	KRS13	TBO	CA18DT		21010-50VY5
	1800	88.05-91.01	KS13	TBO	CA18DT		21010-50VY5
	1800	89.03-91.01	RS13	TBO	CA18DT		21010-50VY5
	1800	86.02-88.04	S12	TBO	CA18DT		21010-50VY5
	1800	88.05-91.01	S13	TBO	CA18DT		21010-50VY5
	1800	83.08-86.02	JS12	EGI	CA18E		21010-50VY5
	1800	83.08-88.04	S12	TBO	CA18ET		21010-50VY5
	1800	83.08-94.12	S12		CA18S/E	<b>GWN-31A</b>	21010-W4426
	1800	83.08-88.04	JS12	GAS	CA18S		21010-50VY5
	1800	75.10-79.10	S10		L18	<b>GWN-03A</b>	21010-21028
	1800	75.10-79.10	S10		L18	<b>GWN-12AF</b>	21010-23028
	1800	75.10-79.10	S11		L18	<b>GWN-03A</b>	21010-21028
	1800	75.10-79.10	S11		L18	<b>GWN-12AF</b>	21010-23028
	1800	79.03-80.04	S110		Z18	<b>GWN-03A</b>	21010-21028
	1800	79.03-83.08	S110		Z18	<b>GWN-23AF</b>	21010-N5829
	2000	82.04-86.02	S12		FJ20(E,T)		21010-R2027
	2000	82.04-86.02	S110		FJ20		21010-R2027
	2000	82.04-86.02	S110		FJ20E/T		21010-R2027
	2000	83.08-86.02	US12	EGI	FJ20E		BA010-R2027
	2000	83.08-86.02	US12	TBO	FJ20ET		BA010-R2027
	2000	91.01-94.12	S13		SR20D/DT/DET		21010-52F00
	2000	92.12-93.10	PS13	EGI	SR20D	<b>GWN-79A</b>	21010-52F01
	2000	93.10-94.12	S14		SR20DE/DET		21010-65F25
	2000	93.10-99.01	CS14	EGI	SR20DE		21010-65F27
	2000	91.01-93.10	KPS13	EGI	SR20DE	<b>GWN-79A</b>	21010-52F01
	2000	91.01-93.10	PS13	EGI	SR20DE	<b>GWN-79A</b>	21010-52F01
	2000	96.08-99.01	RPS13	EGI	SR20DE	<b>GWN-79A</b>	21010-52F01
	2000	93.10-99.01	S14	EGI	SR20DE		21010-65F27
	2000	99.01-02.08	S15	EGI	SR20DE		21010-65F27
	2000	93.10-99.01	CS14	TBO	SR20DT		21010-65F27
	2000	91.01-93.10	KPS13	TBO	SR20DT	<b>GWN-79A</b>	21010-52F01
	2000	91.01-99.01	KRPS13	TBO	SR20DT	<b>GWN-79A</b>	21010-52F01
2000	91.01-93.10	PS13	TBO	SR20DT	<b>GWN-79A</b>	21010-52F01	
2000	91.01-99.01	RPS13	TBO	SR20DT	<b>GWN-79A</b>	21010-52F01	
2000	93.10-99.01	S14	TBO	SR20DT		21010-65F27	
2000	99.01-02.08	S15	TBO	SR20DT		21010-65F27	
2000	79.03-80.04	S110		Z20E	<b>GWN-03A</b>	21010-21028	
2000	79.03-80.04	S110		Z20E	<b>GWN-23AF</b>	21010-N5829	
<b>SKY LINE</b>	1600	72.01-75.09	110		G16		21010-S0126
	1600	75.10-81.07	110		L16	<b>GWN-03A</b>	21010-21028
	1600	75.10-81.07	110		L16	<b>GWN-12AF</b>	21010-23028

# NISSAN

CAR NAME	C.C.	YEAR	MODEL	REMARK	ENGINE	GMB NO.	OEM NO.
SKY LINE	1600	75.10-81.07	111		L16	GWN-03A	21010-21028
	1600	75.10-81.07	111		L16	GWN-12AF	21010-23028
	1600	75.10-81.07	210		L16	GWN-03A	21010-21028
	1600	75.10-81.07	210		L16	GWN-12AF	21010-23028
	1600	75.10-81.07	211		L16	GWN-03A	21010-21028
	1600	75.10-81.07	211		L16	GWN-12AF	21010-23028
	1600	75.10-81.07	A/C		L16	GWN-12AF	21010-23028
	1600	78.08-79.07	211		Z16	GWN-03A	21010-21028
	1600	78.08-79.07	211		Z16	GWN-12AF	21010-23028
	1600	78.08-79.07	A/C		Z16	GWN-12AF	21010-23028
	1800	72.01-75.09	110		G18		21010-S0126
	1800	75.10-79.07	110		L18	GWN-03A	21010-21028
	1800	75.10-79.07	110		L18	GWN-12AF	21010-23028
	1800	75.10-79.07	111		L18	GWN-03A	21010-21028
	1800	75.10-79.07	111		L18	GWN-12AF	21010-23028
	1800	75.10-79.07	210		L18	GWN-03A	21010-21028
	1800	75.10-79.07	210		L18	GWN-12AF	21010-23028
	1800	75.10-79.07	211		L18	GWN-03A	21010-21028
	1800	75.10-79.07	211		L18	GWN-12AF	21010-23028
	1800	75.10-79.07	A/C		L18	GWN-12AF	21010-23028
	1800	82.10-85.08	CA18#		R30	GWN-31A	21010-W4426
	1800	81.08-89.10	Z18S		R30	GWN-23AF	21010-N5829
	1800	85.08-90.03	CA18S		R31	GWN-31A	21010-V5525
	1800	89.05-94.12	CA181		R32	GWN-31A	21010-V5586
	1800	79.08-80.06	211		Z18	GWN-12AF	21010-23028
	2000	69.01-79.07	L20		110	GWN-05A	21010-E3028
	2000	69.01-79.07	L20		111	GWN-05A	21010-E3028
	2000	69.01-79.07	L20		210	GWN-05A	21010-E3028
	2000	69.01-81.07	L20		211	GWN-05A	21010-W3626
	2000	81.10-85.08	R30		FJ20#		21010-R2025
	2000	81.08-85.08	R30		L20#	GWN-05A	21010-P7526
	2000	80.05-81.07	211	DIE	LD20		21010-W1789
	2000	81.08-89.10	R30	DIE	LD20		21010-W1790
	2000	85.08-89.03	R31		RB20D(T)	GWN-32A	21010-58S25
	2000	89.05-93.05	R32		RB20DE(T)	GWN-32A	21010-42L25
	2000	93.05-94.12	R32		RB20DE(T)	GWN-70A	21010-70T25
	2000	85.08-90.03	R31		RB20E/T	GWN-32A	21010-42L26
	2000	89.05-93.05	R32		RB20E	GWN-32A	21010-42L25
	2000	93.05-94.12	R32		RB20E	GWN-70A	21010-70T25
	2000	93.08-94.12	R33		RB20E	GWN-70A	21010-70T25
	2000	80.05-81.07	211		Z20	GWN-23AF	21010-N5829
	2000	81.08-82.10	R30		Z20E	GWN-23AF	21010-N5829
	2500	91.08-93.05	R32		RB20DE	GWN-32A	21010-42L25
	2500	93.05-94.12	R32		RB20DE	GWN-70A	21010-70T25
	2500	93.08-94.12	R33		RB20DE	GWN-70A	21010-70T25
	2500	93.08-94.12	R33		RB20DET		21010-21U25
	2600	89.08-94.12	R32		RB26D(E)TT	GWN-32A	21010-58S25
	2800	80.05-81.07	211	DIE	LD28	GWN-05A	21010-V0726
	2800	81.08-85.08	R30	DIE	LD28	GWN-05A	21010-17S26
	2800	85.08-89.03	R31	DIE	LD28	GWN-58A	21010-V7226
1800	82.10-85.08	FJR30	EGI	CA18E		21010-50VY5	
1800	89.05-93.08	FR32	EI	CA18I		21010-50VY5	
1800	82.10-89.10	FJR30	GAS	CA18S		21010-50VY5	
1800	85.08-89.04	FJR31	GAS	CA18S		21010-50VY5	
1800	86.01-90.04	WFJR31	GAS	CA18S		21010-50VY5	
1800	81.08-82.10	PJR30	GAS	Z18S		21010-80WY7	
1800	81.08-89.11	VPJR30	GAS	Z18S		21010-80WY7	
2000	81.10-85.08	DR30	EGI	FJ20E		BA010-R2029	
2000	83.02-85.08	DR30	TBO	FJ20ET		BA010-R2029	
2000	81.08-85.08	HR30	EGI	L20E		21010-W3688	
2000	81.08-85.08	YHR30	EGI	L20E		21010-W3688	
2000	81.08-89.10	HR30	TBO	L20ET		21010-W3688	
2000	81.08-85.08	YHR30	TBO	L20ET		21010-W3688	

# NISSAN

CAR NAME	C.C.	YEAR	MODEL	REMARK	ENGINE	GMB NO.	OEM NO.	
SKYLINE	2000	82.10-89.11	VSJR30	DIE	LD20		BA010-02C25	
	2000	81.10-89.11	VSJR30	DIE	LD20		BA010-G3626	
	2000	89.05-93.08	HCR32	EGI	RB20DE		21010-70TY5	
	2000	85.08-89.04	HR31	EGI	RB20DE	<b>GWN-32A</b>	21010-58S25	
	2000	89.05-93.08	HR32	EGI	RB20DE		21010-70TY5	
	2000	98.05-01.06	HR34	EGI	RB20DE	<b>GWN-74A</b>	21010-5L328	
	2000	85.08-89.11	YHR31	EGI	RB20DE	<b>GWN-32A</b>	21010-58S25	
	2000	89.05-93.08	HCR32	TBO	RB20DT		21010-70TY5	
	2000	89.05-93.08	HNR32	TBO	RB20DT		21010-70TY5	
	2000	85.08-89.04	HR31	TBO	RB20DT	<b>GWN-32A</b>	21010-58S25	
	2000	85.08-89.04	HR31	EGI	RB20E		21010-70TY5	
	2000	89.05-93.08	HR32	EGI	RB20E		21010-70TY5	
	2000	93.08-99.01	HR33	EGI	RB20E		21010-70TY5	
	2000	85.08-89.11	YHR31	EGI	RB20E		21010-70TY5	
	2000	89.05-91.08	YHR32	EGI	RB20E		21010-70TY5	
	2000	85.08-89.04	HR31	TBO	RB20ET		21010-70TY5	
	2000	86.01-89.11	WHJR31	TBO	RB20ET		21010-70TY5	
	2000	81.08-82.10	UJR30	EGI	Z20E		21010-80WY7	
	2500	91.08-93.08	ECR32	EGI	RB25DE		21010-70TY5	
	2500	93.08-96.01	ECR33	EGI	RB25DE		21010-75T26	
	2500	93.11-98.05	ENR33	EGI	RB25DE		21010-75T26	
	2500	98.05-01.06	ENR34	EGI	RB25DE	<b>GWN-74A</b>	21010-5L328	
	2500	91.08-93.08	ER32	EGI	RB25DE		21010-70TY5	
	2500	93.08-98.05	ER33	EGI	RB25DE		21010-75T26	
	2500	98.05-01.06	ER34	EGI	RB25DE	<b>GWN-74A</b>	21010-5L328	
	2500	93.08-98.05	ECR33	TBO	RB25DT		21010-21U26	
	2500	94.06-96.01	ER33	TBO	RB25DT		21010-21U26	
	2500	98.05-01.06	ER34	TBO	RB25DT	<b>GWN-77A</b>	21010-AA527	
	2500	01.09-	NV35	DI	VQ25DD		21010-AL527	
	2500	01.06-	V35	DI	VQ25DD		21010-AL527	
	2600	95.01-99.01	BCNR33	TBO	RB26DT		21010-21U26	
	2600	95.01-99.01	BCNR33	TBO	RB26DT	<b>GWN-32A</b>	21010-24U27	
	2600	89.08-94.11	BNR32	TBO	RB26DT	<b>GWN-32A</b>	21010-58S25	
	2600	99.01-02.08	BNR34	TBO	RB26DT		21010-21U26	
	2600	99.01-02.08	BNR34	TBO	RB26DT	<b>GWN-32A</b>	21010-24U27	
	2800	81.08-85.08	ER30	DIE	LD28	<b>GWN-05A</b>	BA010-17S27	
	2800	85.08-89.04	SR31	DIE	RD28	<b>GWN-58A</b>	21010-81T26	
	3000	01.06-04.11	HV35	DI	VQ30DD		21010-AL527	
	3500	03.01-04.11	CPV35	EGI	VQ35DE		21010-AL527	
	3500	02.01-04.11	PV35	EGI	VQ35DE		21010-AL527	
	STAGEA	2000	97.08-05.03	WHC34	EGI	RB20DE	<b>GWN-74A</b>	21010-5L328
		2000	96.09-97.08	WHC34	EGI	RB20E		21010-75T26
		2500	97.08-05.03	WGC34	EGI	RB25DE	<b>GWN-74A</b>	21010-5L328
2500		96.09-97.08	WGC34	EGI	RB25DE		21010-75T26	
2500		97.08-05.03	WGNC34	EGI	RB25DE	<b>GWN-74A</b>	21010-5L328	
2500		96.09-97.08	WGNC34	EGI	RB25DE		21010-75T26	
2500		98.08-05.03	WGC34	TBO	RB25DT	<b>GWN-77A</b>	21010-AA527	
2500		96.09-98.08	WGNC34	TBO	RB25DT		21010-21U26	
2500		98.08-05.03	WGNC34	TBO	RB25DT	<b>GWN-77A</b>	21010-AA527	
2500		01.10-	M35	DI	VQ25DD		21010-AL527	
2500		01.10-	NM35	DI	VQ25DD		21010-AL527	
2500		01.10-04.08	NM35	TBO	VQ25DT		21010-AL527	
2600		97.11-05.03	WGNC34	TBO	RB26DT		21010-21U26	
3000		01.10-04.08	HM35	DI	VQ30DD		21010-AL527	
3500		03.06-04.08	PM35	EGI	VQ35DE		21010-AL527	
SUNNY CAB CHERRY CAB	1000	69.01-75.10	C20		A10	<b>GWN-02A</b>	21010-M6626	
	1200	75.10-78.10	C20		A12	<b>GWN-02A</b>	21010-M6626	
	1200	75.10-78.10	C21		A12	<b>GWN-02A</b>	21010-M6626	
SUNNY CALIFORNIA	1300	82.10-90.10	VB11	GAS	E13S	<b>GWN-24A</b>	21010-50A27	
	1300	88.05-90.10	VB11	GAS	E13S		21010-50AY8	

# NISSAN

CAR NAME	C.C.	YEAR	MODEL	REMARK	ENGINE	GMB NO.	OEM NO.
<b>SUNNY CALIFORNIA</b>	1300	97.05-99.06	VY10	EGI	GA13DE		21010-0M302
	1300	93.07-99.06	MVY10	GAS	GA13DS		21010-0M302
	1300	90.10-97.05	VY10	GAS	GA13DS		21010-0M302
	1300	90.10-95.06	WY10	GAS	GA13DS		21010-0M302
	1300	99.06-04.05	VY11	EGI	QG13DE	<b>GWN-73A</b>	21010-4M526
	1500	82.10-90.10	VHB11	GAS	E15S	<b>GWN-24A</b>	21010-50A27
	1500	88.05-90.10	VHB11	GAS	E15S		21010-50AY8
	1500	97.05-99.06	VFGY10	EGI	GA15DE		21010-0M302
	1500	97.05-99.06	VFNY10	EGI	GA15DE		21010-0M302
	1500	97.05-99.06	VFY10	EGI	GA15DE		21010-0M302
	1500	95.06-99.06	WFGY10	EGI	GA15DE		21010-0M302
	1500	95.06-96.05	WFNY10	EGI	GA15DE	<b>GWN-42A</b>	21010-0M301
	1500	95.06-99.06	WFNY10	EGI	GA15DE		21010-0M302
	1500	95.06-96.05	WFY10	EGI	GA15DE	<b>GWN-42A</b>	21010-0M301
	1500	95.06-99.06	WFY10	EGI	GA15DE		21010-0M302
	1500	93.07-99.06	MVY10	GAS	GA15DS		21010-0M302
	1500	92.04-97.05	VFGY10	GAS	GA15DS		21010-0M302
	1500	90.10-97.05	VFNY10	GAS	GA15DS		21010-0M302
	1500	90.10-97.05	VFY10	GAS	GA15DS		21010-0M302
	1500	92.04-95.06	WFGY10	GAS	GA15DS		21010-0M302
	1500	90.10-95.06	WFNY10	GAS	GA15DS	<b>GWN-42A</b>	21010-0M301
	1500	90.10-95.06	WFNY10	GAS	GA15DS		21010-0M302
	1500	90.10-95.06	WFY10	GAS	GA15DS	<b>GWN-42A</b>	21010-0M301
	1500	90.10-95.06	WFY10	GAS	GA15DS		21010-0M302
	1500	99.06-04.05	VFY11	EGI	QG15DE	<b>GWN-73A</b>	21010-4M526
	1500	99.05-	WFY11	EGI	QG15DE	<b>GWN-73A</b>	21010-4M526
	1700	82.10-88.05	VSB11	DIE	CD17		21010-16AY5
	1700	82.10-88.05	VSB11	DIE	CD17		21010-16AY7
	1700	88.05-90.10	VSB11	DIE	CD17	<b>GWN-55A</b>	BA010-54A26
	1700	92.04-97.05	VSGY10	DIE	CD17	<b>GWN-67A</b>	21010-59Y25
	1700	92.04-97.05	VSGY10	DIE	CD17	<b>GWN-55A</b>	BA010-54A26
	1700	90.10-97.05	VSNY10	DIE	CD17	<b>GWN-67A</b>	21010-59Y25
	1700	90.10-94.08	VSNY10	DIE	CD17	<b>GWN-55A</b>	BA010-54A26
	1700	90.10-97.05	VSY10	DIE	CD17	<b>GWN-67A</b>	21010-59Y25
	1700	90.10-97.05	VSY10	DIE	CD17	<b>GWN-55A</b>	BA010-54A26
	1700	90.10-93.08	WSY10	DIE	CD17	<b>GWN-55A</b>	BA010-54A26
	1800	99.06-04.05	VHNY11	EGI	QG18DE	<b>GWN-73A</b>	21010-4M526
	1800	99.05-	WHNY11	EGI	QG18DE	<b>GWN-73A</b>	21010-4M526
	1800	99.05-01.10	WHY11	EGI	QG18DE	<b>GWN-73A</b>	21010-4M526
	1800	00.01-04.05	VGY11	CNG	QG18DN	<b>GWN-73A</b>	21010-4M526
	1800	96.05-99.06	WHNY10	EGI	SR18DE	<b>GWN-48A</b>	21010-53J05
	1800	96.05-99.06	WHY10	EGI	SR18DE	<b>GWN-48A</b>	21010-53J05
	2000	97.05-99.06	VEGY10	DIE	CD20		21010-57J28
	2000	97.05-99.06	VENY10	DIE	CD20		21010-57J28
	2000	97.05-99.06	VEY10	DIE	CD20		21010-57J28
2000	93.08-96.05	WEY10	DIE	CD20	<b>GWN-52A</b>	21010-57J01	
2000	95.06-99.06	WEY10	DIE	CD20		21010-57J28	
2000	01.10-	WRY11	EGI	QR20DE		21010-6N226	
2000	01.10-	WRY11	EGI	QR20DE		21013-6N200	
2000	99.05-01.10	WPY11	EGI	SR20VE	<b>GWN-48A</b>	21010-53J05	
2200	99.06-03.08	VENY11	DI	YD22DD	<b>GWN-76A</b>	21010-AD226	
2200	99.06-03.08	VEY11	DI	YD22DD	<b>GWN-76A</b>	21010-AD226	
<b>SUNNY NX COUPE</b>	1500	90.01-93.12	FB13	GAS	GA15DS	<b>GWN-42A</b>	21010-0M301
	1600	90.01-93.12	EB13	EGI	GA16DE	<b>GWN-42A</b>	21010-0M301
	1800	90.01-93.12	HB13	EGI	SR18DE	<b>GWN-48A</b>	21010-53J05
<b>SUNNY TRUCK</b>	1200	75.10-94.12	120		A12S	<b>GWN-02A</b>	21010-H5025
	1200	75.10-94.12	120		A12S	<b>GWN-11A</b>	21010-H7227
	1200	75.10-94.12	121		A12S	<b>GWN-02A</b>	21010-H5025
	1200	75.10-94.12	121		A12S	<b>GWN-11A</b>	21010-H7227
	1200	75.10-94.12	122		A12S	<b>GWN-02A</b>	21010-H5025
	1200	75.10-94.12	122		A12S	<b>GWN-11A</b>	21010-H7227

# NISSAN

CAR NAME	C.C.	YEAR	MODEL	REMARK	ENGINE	GMB NO.	OEM NO.
<b>SUNNY TRUCK</b>	1200	75.10-94.12	A/C		A12S	<b>GWN-11A</b>	21010-H7227
	1200	75.10-79.07	B120	GAS	A12S		21010-M66Y6
	1200	75.10-79.07	B120	GAS	A12S	<b>GWN-11A</b>	BA010-H7227
	1200	79.08-81.09	B121	GAS	A12S		21010-M66Y6
	1200	79.08-81.09	B121	GAS	A12S	<b>GWN-11A</b>	BA010-H7227
	1200	81.10-94.03	B122	GAS	A12S		21010-M66Y6
	1200	81.10-94.03	B122	GAS	A12S	<b>GWN-11A</b>	BA010-H7227
	1200	75.10-79.07	GB120	GAS	A12S		21010-M66Y6
	1200	75.10-79.07	GB120	GAS	A12S	<b>GWN-11A</b>	BA010-H7227
	1200	79.08-81.09	GB121	GAS	A12S		21010-M66Y6
	1200	79.08-81.09	GB121	GAS	A12S	<b>GWN-11A</b>	BA010-H7227
	1200	81.10-94.03	GB122	GAS	A12S		21010-M66Y6
1200	81.10-94.03	GB122	GAS	A12S	<b>GWN-11A</b>	BA010-H7227	
<b>SUNNY VAN AD VAN AVENIR</b>	1300	82.10-89.03	B11		E13S	<b>GWN-24A</b>	21010-50A26
	1300	89.03-90.08	B11		E13S	<b>GWN-49A</b>	21010-50A28
	1300	90.10-94.12	Y10		GA13DS	<b>GWN-42A</b>	21010-OM300
	1500	82.10-89.03	B11		E15S	<b>GWN-24A</b>	21010-50A26
	1500	89.03-90.08	B11		E15S	<b>GWN-49A</b>	21010-50A28
	1500	90.10-94.12	Y10		GA15DS	<b>GWN-42A</b>	21010-OM300
	1600	90.10-99.06	VENW10	GAS	GA16DS	<b>GWN-42A</b>	21010-OM301
	1600	90.10-99.06	VENW10	GAS	GA16DS		21010-OM302
	1600	90.05-99.06	VEW10	GAS	GA16DS	<b>GWN-42A</b>	21010-OM301
	1600	90.05-99.06	VEW10	GAS	GA16DS		21010-OM302
	1600	90.05-94.12	W10		GA16DS	<b>GWN-42A</b>	21010-53Y01
	1700	85.10-88.05	B11	DIE	CD17	<b>GWN-26A</b>	21010-16A27
	1700	88.05-90.08	B11	DIE	CD17	<b>GWN-55A</b>	21010-54A26
	1700	90.10-93.08	Y10	DIE	CD17	<b>GWN-55A</b>	21010-54A26
	1700	93.08-94.12	Y10	DIE	CD17	<b>GWN-67A</b>	21010-59Y25
	1800	98.08-05.09	W11	EGI	QG18DE	<b>GWN-73A</b>	21010-4M526
	1800	93.01-94.12	W10		SR18DE	<b>GWN-48A</b>	21010-53J00
	1800	93.01-98.08	W10	EGI	SR18DE	<b>GWN-48A</b>	21010-53J05
	1800	90.05-93.01	W10		SR18DI	<b>GWN-48A</b>	21010-53J00
	1800	90.05-93.01	W10	EI	SR18DI	<b>GWN-48A</b>	21010-53J05
	2000	90.05-99.06	VSW10	DIE	CD20	<b>GWN-52A</b>	21010-57J01
	2000	95.08-99.06	VSW10	DIE	CD20		21010-57J28
	2000	90.05-93.01	VSW10	DIE	CD20		B1010-57J26
	2000	90.05-94.12	W10	DIE	CD20	<b>GWN-52A</b>	21010-57J01
	2000	93.08-94.12	Y10	DIE	CD20	<b>GWN-52A</b>	21010-57J01
	2000	98.08-00.05	SW11	DTB	CD20ET		21010-57J28
	2000	93.01-98.08	SW10	DTB	CD20T	<b>GWN-52A</b>	21010-57J01
	2000	95.08-98.08	SW10	DTB	CD20T		21010-57J28
	2000	93.01-94.12	W10	DIE	CD20T	<b>GWN-52A</b>	21010-57J01
	2000	02.08-05.09	RNW11	EGI	QR20DE		21010-6N226
	2000	02.08-05.09	RW11	EGI	QR20DE		21010-6N226
	2000	90.05-94.12	W10		SR20D	<b>GWN-48A</b>	21010-53J00
	2000	90.05-98.08	PNW10	EGI	SR20DE	<b>GWN-48A</b>	21010-53J05
	2000	98.08-02.08	PNW11	EGI	SR20DE	<b>GWN-48A</b>	21010-53J05
2000	90.05-98.08	PW10	EGI	SR20DE	<b>GWN-48A</b>	21010-53J05	
2000	98.08-02.08	PW11	EGI	SR20DE	<b>GWN-48A</b>	21010-53J05	
2000	95.08-98.08	PNW10	TBO	SR20DT	<b>GWN-48A</b>	21010-53J05	
2000	98.08-02.08	PNW11	TBO	SR20DT	<b>GWN-48A</b>	21010-53J05	
<b>SUNNY LAUREL SPIRIT</b>	1200	75.12-80.10	A/C		A12S	<b>GWN-11A</b>	21010-H7227
	1200	75.12-80.10	B210		A12S	<b>GWN-11A</b>	21010-H7227
	1200	75.12-80.10	B210		A12S	<b>GWN-02A</b>	21010-M6626
	1200	75.12-80.10	B310		A12S	<b>GWN-11A</b>	21010-H7227
	1200	75.12-80.10	B310		A12S	<b>GWN-02A</b>	21010-M6626
	1300	80.11-81.09	A/C		A13S	<b>GWN-11A</b>	21010-H7227
	1300	80.11-81.09	B310		A13S	<b>GWN-11A</b>	21010-H7227
	1300	80.11-81.09	B310		A13S	<b>GWN-02A</b>	21010-M6626
	1300	81.10-86.08	B11		E13S	<b>GWN-24A</b>	21010-50A26
	1300	81.10-85.09	B11	GAS	E13S	<b>GWN-24A</b>	21010-50A27

# NISSAN

CAR NAME	C.C.	YEAR	MODEL	REMARK	ENGINE	GMB NO.	OEM NO.
<b>SUNNY LAUREL SPIRIT</b>	1300	85.09-89.03	B12		E13S	<b>GWN-24A</b>	21010-01M25
	1300	85.09-90.08	B12		E13S	<b>GWN-49A</b>	21010-50A28
	1300	85.09-90.10	B12	GAS	E13S	<b>GWN-24A</b>	21010-50A27
	1300	85.09-90.10	B12	GAS	E13S		21010-50AY8
	1300	81.10-85.09	WB11	GAS	E13S	<b>GWN-24A</b>	21010-50A27
	1300	94.01-94.12	B14		GA13DE	<b>GWN-42A</b>	21010-0M300
	1300	94.01-98.10	B14	EGI	GA13DE	<b>GWN-42A</b>	21010-0M301
	1300	94.01-98.10	B14	EGI	GA13DE		21010-0M302
	1300	90.01-93.12	B13	GAS	GA13DS	<b>GWN-42A</b>	21010-0M301
	1300	90.01-93.12	B13	GAS	GA13DS		21010-0M302
	1300	90.01-93.12	B13		GA-BDS	<b>GWN-42A</b>	21010-53Y01
	1300	98.10-05.03	B15	EGI	QG13DE	<b>GWN-73A</b>	21010-4M526
	1400	75.12-80.10	A/C		A14#	<b>GWN-11A</b>	21010-H7227
	1400	75.12-80.10	B210		A14#	<b>GWN-11A</b>	21010-H7227
	1400	75.12-80.10	B210		A14#	<b>GWN-02A</b>	21010-M6626
	1400	75.12-80.10	B310		A14#	<b>GWN-11A</b>	21010-H7227
	1400	75.12-80.10	B310		A14#	<b>GWN-02A</b>	21010-M6626
	1500	80.11-81.09	B310		A15S/E	<b>GWN-11A</b>	21010-H7227
	1500	81.10-86.11	B11		E15#	<b>GWN-24A</b>	21010-50A26
	1500	85.09-87.09	B12		E15#	<b>GWN-24A</b>	21010-01M25
	1500	85.09-79.09	B12		E15#	<b>GWN-49A</b>	21010-50A28
	1500	81.10-86.08	HB11	EGI	E15E	<b>GWN-24A</b>	21010-50A27
	1500	85.09-87.09	HB12	EGI	E15E	<b>GWN-24A</b>	21010-50A27
	1500	85.09-87.09	HB12	EGI	E15E		21010-50AY8
	1500	81.10-83.10	WHB11	EGI	E15E	<b>GWN-24A</b>	21010-50A27
	1500	82.09-86.08	HB11	TBO	E15ET	<b>GWN-24A</b>	21010-50A27
	1500	85.09-87.09	HB12	TBO	E15ET	<b>GWN-24A</b>	21010-50A27
	1500	85.09-87.09	HB12	TBO	E15ET		21010-50AY8
	1500	81.10-86.08	HB11	GAS	E15S	<b>GWN-24A</b>	21010-50A27
	1500	85.09-87.09	HB12	GAS	E15S	<b>GWN-24A</b>	21010-50A27
	1500	85.09-87.09	HB12	GAS	E15S		21010-50AY8
	1500	85.09-87.09	HNB12	GAS	E15S	<b>GWN-24A</b>	21010-50A27
	1500	85.09-87.09	HNB12	GAS	E15S		21010-50AY8
	1500	81.10-85.09	WHB11	GAS	E15S	<b>GWN-24A</b>	21010-50A27
	1500	85.09-87.09	WHB12	GAS	E15S	<b>GWN-24A</b>	21010-50A27
	1500	85.09-87.09	WHB12	GAS	E15S		21010-50AY8
	1500	86.09-87.09	WHNB12	GAS	E15S	<b>GWN-24A</b>	21010-50A27
	1500	86.09-87.09	WHNB12	GAS	E15S		21010-50AY8
	1500	94.01-94.12	B14		GA15DE	<b>GWN-42A</b>	21010-0M300
	1500	94.01-98.10	FB14	EGI	GA15DE	<b>GWN-42A</b>	21010-0M301
	1500	94.01-98.10	FB14	EGI	GA15DE		21010-0M302
	1500	94.01-98.10	FNB14	EGI	GA15DE	<b>GWN-42A</b>	21010-0M301
	1500	94.01-98.10	FNB14	EGI	GA15DE		21010-0M302
	1500	90.01-93.12	B13		GA15DS	<b>GWN-42A</b>	21010-53Y01
	1500	90.01-93.12	FB13	GAS	GA15DS	<b>GWN-42A</b>	21010-0M301
	1500	90.01-93.12	FB13	GAS	GA15DS		21010-0M302
	1500	90.01-93.12	FNB13	GAS	GA15DS	<b>GWN-42A</b>	21010-0M301
	1500	90.01-93.12	FNB13	GAS	GA15DS		21010-0M302
	1500	87.09-90.08	B12		GA15E/S	<b>GWN-39A</b>	21010-77A00
	1500	87.09-90.03	FB12	EGI	GA15E		21010-77AY0
1500	87.09-90.03	FNB12	EGI	GA15E		21010-77AY0	
1500	87.09-90.10	WFNB12	EGI	GA15E		21010-77AY0	
1500	87.09-90.03	FB12	GAS	GA15S		21010-77AY0	
1500	87.09-90.03	FNB12	GAS	GA15S		21010-77AY0	
1500	87.09-90.10	WFB12	GAS	GA15S		21010-77AY0	
1500	87.09-90.10	WFNB12	GAS	GA15S		21010-77AY0	
1500	98.10-05.03	FB15	EGI	QG15DE	<b>GWN-73A</b>	21010-4M526	
1500	98.10-05.03	FNB15	EGI	QG15DE	<b>GWN-73A</b>	21010-4M526	
1600	86.10-90.08	B12		CA16D	<b>GWN-35A</b>	21010-06E25	
1600	86.08-86.10	B12		CA16D	<b>GWN-31A</b>	21010-W4426	
1600	86.08-90.03	EB12	EGI	CA16DE	<b>GWN-35A</b>	21010-06E25	
1600	86.08-87.09	EB12	EGI	CA16DE		21010-50VY5	
1600	90.01-93.12	B13		GA16DE	<b>GWN-42A</b>	21010-53Y01	

# NISSAN

CAR NAME	C.C.	YEAR	MODEL	REMARK	ENGINE	GMB NO.	OEM NO.
SUNNY LAUREL SPIRIT	1600	94.01-94.12	B14		GA16DE	GWN-42A	21010-OM300
	1600	90.01-93.12	EB13	EGI	GA16DE	GWN-42A	21010-OM301
	1600	90.01-93.12	EB13	EGI	GA16DE		21010-OM302
	1600	94.01-98.10	EB14	EGI	GA16DE	GWN-42A	21010-OM301
	1600	94.01-98.10	EB14	EGI	GA16DE		21010-OM302
	1600	75.12-77.10	A/C		L16S	GWN-12AF	21010-23028
	1600	75.12-77.10	B210		L16S	GWN-03A	21010-21085
	1600	75.12-77.10	B210		L16S	GWN-12AF	21010-23028
	1600	98.10-00.09	JB15	EGI	SR16VE		21010-1N526
	1700	82.10-86.11	B11	DIE	CD17	GWN-26A	21010-16A26
	1700	85.09-86.05	B12	DIE	CD17		21010-54A25
	1700	86.05-90.08	B12	DIE	CD17	GWN-55A	21010-54A26
	1700	82.10-86.08	SB11	DIE	CD17		21010-16AY5
	1700	85.09-87.09	SB12	DIE	CD17		21010-54AY5
	1700	85.09-90.03	SB12	DIE	CD17	GWN-55A	BA010-54A26
	1700	92.01-93.12	SB13	DIE	CD17	GWN-67A	21010-59Y25
	1700	90.01-93.12	SB13	DIE	CD17	GWN-55A	BA010-54A26
	1700	92.01-93.12	SNB13	DIE	CD17	GWN-67A	21010-59Y25
	1700	90.01-93.12	SNB13	DIE	CD17	GWN-55A	BA010-54A26
	1700	82.10-85.09	WSB11	DIE	CD17		21010-16AY5
	1700	85.09-87.09	WSB12	DIE	CD17		21010-54AY5
	1700	85.09-90.10	WSB12	DIE	CD17	GWN-55A	BA010-54A26
	1800	98.10-02.05	QB15	DI	QG18DD	GWN-73A	21010-4M526
	1800	94.01-94.12	B14		SR18DE	GWN-48A	21010-53J00
	1800	90.01-93.12	HB13	EGI	SR18DE	GWN-48A	21010-53J05
	1800	94.01-97.05	HB14	EGI	SR18DE	GWN-48A	21010-53J05
	1800	90.01-93.12	HNB13	EGI	SR18DE	GWN-48A	21010-53J05
	2000	94.01-94.12	B14	DIE	CD20	GWN-52A	21010-57J01
	2000	94.01-99.09	SB14	DIE	CD20	GWN-52A	21010-57J01
	2000	95.09-99.09	SB14	DIE	CD20		21010-57J28
	2000	94.01-99.09	SNB14	DIE	CD20	GWN-52A	21010-57J01
	2000	95.09-99.09	SNB14	DIE	CD20		21010-57J28
	2200	99.09-02.05	SB15	EDI	YD22DD	GWN-76A	21010-AD226
SYLPHY	1500	00.08-04.04	FG10	EGI	QG15DE	GWN-73A	21010-4M526
	1800	00.08-04.04	QG10	EGI	QG18DE	GWN-73A	21010-4M526
	1800	00.08-	QNG10	EGI	QG18DE	GWN-73A	21010-4M526
	2000	00.08-	TG10	DI	QR20DD		21010-6N226
TEANA	2300	03.02-04.06	J31	EGI	VQ23DE		21010-AL527
	2500	03.02-04.06	TNJ31	EGI	QR25DE		21010-6N226
	3500	03.02-04.06	PJ31	EGI	VQ35DE		21010-AL527
TERRANO	2700	86.08-93.01	VBYD21	DIE	TD27		21010-2S527
	2700	86.08-89.10	VBYD21	DIE	TD27		BA010-43G26
	2700	87.08-89.10	WBYD21	DIE	TD27		21010-2S527
	2700	86.08-87.08	WBYD21	DIE	TD27		BA010-43G26
	2700	86.08-93.01	D21	DIE	TD27T	GWN-46AF	21010-43G86
	2700	88.11-94.12	D21	DIE	TD27T	GWN-65AF	21010-80G27
	2700	93.01-95.08	LBYD21	DTB	TD27T		21010-80G89
	2700	93.10-95.08	LBYD21	DTB	TD27T		21010-86PY8
	2700	88.11-94.11	WBYD21	DTB	TD27T	GWN-65AF	21010-80G26
	2700	88.11-95.08	WBYD21	DTB	TD27T		21010-80G89
	2700	88.11-95.08	WBYD21	DTB	TD27T		21010-86PY8
	2700	95.09-99.02	PR50	DTB	TD27TI		21010-0W829
	3000	87.10-89.10	D21		VG30	GWN-41A	21010-12G26
	3000	87.08-89.10	WHYD21	EI	VG30		21010-12G28
	3000	87.08-89.10	WHYD21	EI	VG30		21010-12GY7
	3000	89.10-94.12	D21		VG30E	GWN-41A	21010-12G26
	3000	89.10-95.08	WHYD21	EGI	VG30E		21010-12G28
	3000	89.10-95.08	WHYD21	EGI	VG30E		21010-12GY7
	3000	99.02-02.08	TR50	DI	ZD30DI		21010-2W228
	3200	96.08-99.02	RR50	DTB	QD32TI		21010-0W829



# NISSAN

CAR NAME	C.C.	YEAR	MODEL	REMARK	ENGINE	GMB NO.	OEM NO.
TERRANO	3300	95.09-02.08	LR50	EGI	VG33E	GWN-61A	21010-0W028
	3300	99.02-02.08	LUR50	EGI	VG33E	GWN-61A	21010-0W028
TERRANO REGURUS	3000	99.02-02.08	JTR50	DI	ZD30DI		21010-2W228
	3200	96.08-99.02	JRR50	DTB	QD32TI		21010-0W829
	3300	96.08-02.08	JLR50	EGI	VG33E	GWN-61A	21010-0W028
	3300	99.02-01.10	JLUR50	EGI	VG33E	GWN-61A	21010-0W028
TIDA	1500	04.09-	C11		HR15		21010-ED025
	1500	04.09-	SC11		HR15		21010-ED025
	1500	04.09-	NC11		HR15DE		21010-ED325
	1500	04.09-	SNC11		HR15DE		21010-ED325
	1800	05.01-	JC11		MR18		21010-EN225
	1800	05.01-	SJC11		MR18		21010-EN225
TINO	1800	98.12-03.02	V10	EGI	QG18DE	GWN-73A	21010-4M526
	1800	00.04-02.10	PV10	HYB	QG18EM		21010-5U325
	2000	98.12-02.10	HV10	EGI	SR20DE	GWN-48A	21010-53J05
VANETTE LARGO	1200	85.09-94.12			A12(S)	GWN-02A	21010-M6626
	1200	78.10-85.09	120		A12	GWN-11A	21010-H7227
	1200	78.10-85.09	120		A12	GWN-02A	21010-M6626
	1200	78.10-85.09	121		A12	GWN-11A	21010-H7227
	1200	78.10-85.09	121		A12	GWN-02A	21010-M6626
	1200	78.10-85.09	122		A12	GWN-11A	21010-H7227
	1200	78.10-85.09	122		A12	GWN-02A	21010-M6626
	1200	78.10-85.09	A/C		A12	GWN-11A	21010-H7227
	1200	78.10-79.06	C120	GAS	A12		21010-M66Y6
	1200	78.10-79.06	C120	GAS	A12	GWN-11A	BA010-H7227
	1200	79.07-81.05	C121	GAS	A12		21010-M66Y6
	1200	79.07-81.05	C121	GAS	A12	GWN-11A	BA010-H7227
	1200	81.06-88.10	C122	GAS	A12		21010-M66Y6
	1200	81.06-88.10	C122	GAS	A12	GWN-11A	BA010-H7227
	1200	78.10-79.06	VC120	GAS	A12		21010-M66Y6
	1200	78.10-79.06	VC120	GAS	A12	GWN-11A	BA010-H7227
	1200	79.07-81.05	VC121	GAS	A12		21010-M66Y6
	1200	79.07-81.05	VC121	GAS	A12	GWN-11A	BA010-H7227
	1200	81.06-85.09	VC122	GAS	A12		21010-M66Y6
	1200	81.06-85.09	VC122	GAS	A12	GWN-11A	BA010-H7227
	1200	85.09-94.03	VJC22	GAS	A12		21010-M66Y6
	1200	85.09-94.03	VJC22	GAS	A12	GWN-11A	BA010-H7227
	1200	88.11-94.03	JC22	GAS	A12S		21010-M66Y6
	1200	88.11-94.03	JC22	GAS	A12S	GWN-11A	BA010-H7227
	1400	78.10-81.06	120		A14	GWN-11A	21010-H7227
	1400	78.10-81.06	120		A14	GWN-02A	21010-M6626
	1400	78.10-81.06	121		A14	GWN-11A	21010-H7227
	1400	78.10-81.06	121		A14	GWN-02A	21010-M6626
	1400	78.10-81.06	A/C		A14	GWN-11A	21010-H7227
	1400	78.10-80.05	KPC120	GAS	A14		21010-M66Y6
	1400	78.10-80.05	KPC120	GAS	A14	GWN-11A	BA010-H7227
	1400	79.07-80.05	KPGC120	GAS	A14		21010-M66Y6
	1400	79.07-80.05	KPGC120	GAS	A14	GWN-11A	BA010-H7227
	1400	78.10-79.06	PC120	GAS	A14		21010-M66Y6
	1400	78.10-79.06	PC120	GAS	A14	GWN-11A	BA010-H7227
	1400	79.07-81.05	PC121	GAS	A14		21010-M66Y6
	1400	79.07-81.05	PC121	GAS	A14	GWN-11A	BA010-H7227
	1400	78.10-79.06	PGC120	GAS	A14		21010-M66Y6
	1400	78.10-79.06	PGC120	GAS	A14	GWN-11A	BA010-H7227
	1400	79.07-81.05	PGC121	GAS	A14		21010-M66Y6
	1400	79.07-81.05	PGC121	GAS	A14	GWN-11A	BA010-H7227
	1400	79.07-81.05	RPGC121	GAS	A14	GWN-11A	BA010-H7227
	1400	79.07-81.05	VPC121	GAS	A14		21010-M66Y6
1400	79.07-81.05	VPC121	GAS	A14	GWN-11A	BA010-H7227	

# NISSAN

CAR NAME	C.C.	YEAR	MODEL	REMARK	ENGINE	GMB NO.	OEM NO.
VANETTE LARGO	1400	79.07-81.05	VPGC121	GAS	A14		21010-M66Y6
	1400	79.07-81.05	VPGC121	GAS	A14	<b>GWN-11A</b>	BA010-H7227
	1500	85.09-94.12	C22		A15(S)	<b>GWN-11A</b>	21010-H7227
	1500	85.09-94.12	GC22		A15(S)	<b>GWN-11A</b>	21010-H7227
	1500	80.06-85.08	120		A15	<b>GWN-11A</b>	21010-H7227
	1500	80.06-85.08	120		A15	<b>GWN-20A</b>	21010-M6626
	1500	80.06-85.08	122		A15	<b>GWN-11A</b>	21010-H7227
	1500	80.06-85.08	122		A15	<b>GWN-20A</b>	21010-M6626
	1500	80.06-85.08	A/C		A15	<b>GWN-11A</b>	21010-H7227
	1500	81.06-88.10	HC122	GAS	A15		21010-M66Y6
	1500	81.06-88.10	HC122	GAS	A15	<b>GWN-11A</b>	BA010-H7227
	1500	81.06-88.10	HGC122	GAS	A15		21010-M66Y6
	1500	81.06-88.10	HGC122	GAS	A15	<b>GWN-11A</b>	BA010-H7227
	1500	80.06-81.05	KHC120	GAS	A15		21010-M66Y6
	1500	80.06-86.05	KHC120	GAS	A15	<b>GWN-11A</b>	BA010-H7227
	1500	80.06-81.05	KHGC120	GAS	A15		21010-M66Y6
	1500	80.06-85.09	KHGC120	GAS	A15	<b>GWN-11A</b>	BA010-H7227
	1500	85.09-91.06	KPC22	GAS	A15	<b>GWN-11A</b>	BA010-H7227
	1500	85.09-91.06	KPJC22	GAS	A15	<b>GWN-11A</b>	BA010-H7227
	1500	81.06-85.08	RHGC122	GAS	A15	<b>GWN-11A</b>	BA010-H7227
	1500	81.06-86.05	VHC122	GAS	A15		21010-M66Y6
	1500	81.06-86.05	VHC122	GAS	A15	<b>GWN-11A</b>	BA010-H7227
	1500	81.06-85.09	VHGC122	GAS	A15		21010-M66Y6
	1500	81.06-85.09	VHGC122	GAS	A15	<b>GWN-11A</b>	BA010-H7227
	1500	85.09-94.03	VPJC22	GAS	A15	<b>GWN-11A</b>	BA010-H7227
	1500	88.11-94.03	PGJC22	GAS	A15S		21010-M66Y6
	1500	88.11-94.03	PGJC22	GAS	A15S	<b>GWN-11A</b>	BA010-H7227
	1500	88.11-94.03	PJC22	GAS	A15S		21010-M66Y6
	1500	88.11-94.03	PJC22	GAS	A15S	<b>GWN-11A</b>	BA010-H7227
	1500	86.05-93.04	VPGJC22	GAS	A15S	<b>GWN-11A</b>	BA010-H7227
	1500	94.04-95.08	SE58TN	GAS	D5		21010-HC000
	1500	94.04-95.08	SS58VN	GAS	D5		21010-HC000
	1500	94.04-94.12	S20		GAS15		21010-HC000
	1600	91.06-94.05	C23		GA160DS/DE	<b>GWN-42A</b>	21010-0M300
	1800	86.05-93.04	KHGC22	TBO	CA18ET		21010-50VY5
	1800	89.06-93.04	KHGNC22	TBO	CA18ET		21010-50VY5
	1800	86.05-94.12	GC22		CA18T	<b>GWN-31A</b>	21010-V5529
	1800	94.04-99.07	SE88MN	GAS	F8	<b>GWMZ-30A</b>	21010-HC225
	1800	94.04-99.07	SE88MN	GAS	F8	<b>GWMZ-32A</b>	21010-HC427
	1800	95.08-99.07	SE88TN	GAS	F8	<b>GWMZ-30A</b>	21010-HC225
	1800	95.08-99.07	SE88TN	GAS	F8	<b>GWMZ-32A</b>	21010-HC427
	1800	96.10-99.07	SS88HN	GAS	F8	<b>GWMZ-32A</b>	21010-HC427
	1800	94.04-99.07	SS88MN	GAS	F8	<b>GWMZ-32A</b>	21010-HC427
	1800	95.08-96.10	SS88VN	GAS	F8	<b>GWMZ-32A</b>	21010-HC427
	1800	99.06-	SK82LN	EGI	F8E	<b>GWMZ-32A</b>	21010-HC427
	1800	99.06-	SK82MN	EGI	F8E	<b>GWMZ-32A</b>	21010-HC427
	1800	99.06-	SK82TN	EGI	F8E	<b>GWMZ-32A</b>	21010-HC427
	1800	99.06-	SK82VN	EGI	F8E	<b>GWMZ-32A</b>	21010-HC427
	1800	94.04-94.12	S20		GAS18		21010-HC425
	2000	85.09-91.06	KMC22	GAS	CA20		21010-50VY5
2000	88.09-91.06	KMJNC22	GAS	CA20		21010-50VY5	
2000	85.09-91.06	SC22		CA20	<b>GWN-31A</b>	21010-V5529	
2000	86.05-94.12	GC22		CA20S	<b>GWN-31A</b>	21010-V5529	
2000	86.05-93.04	KMGC22	GAS	CA20S		21010-50VY5	
2000	86.11-93.04	KMGNC22	GAS	CA20S		21010-50VY5	
2000	91.06-94.12	C23	DIE	CD20(T)	<b>GWN-52A</b>	21010-57J01	
2000	93.05-96.10	VNW30	DTB	CD20TI	<b>GWN-52A</b>	21010-57J01	
2000	95.08-99.06	VNW30	DTB	CD20TI		21010-57J28	
2000	93.05-96.10	VW30	DTB	CD20TI	<b>GWN-52A</b>	21010-57J01	
2000	95.08-99.06	VW30	DTB	CD20TI		21010-57J28	
2000	93.05-94.12	W30	DIE	CD20TI	<b>GWN-52A</b>	21010-57J01	
2000	81.06-85.08	120	DIE	LD20		21010-W3425	
2000	88.09-94.12	C22	DIE	LD20	<b>GWN-56A</b>	21010-G8025	

# NISSAN

CAR NAME	C.C.	YEAR	MODEL	REMARK	ENGINE	GMB NO.	OEM NO.
VANETTE LARGO	2000	91.06-94.12	C22	DIE	LD20	<b>GWN-57A</b>	21010-G8125
	2000	82.10-88.10	EC120	DIE	LD20		BA010-02C25
	2000	81.06-85.08	EC120	DIE	LD20		BA010-G3626
	2000	82.10-88.10	EGC120	DIE	LD20		BA010-02C25
	2000	81.06-85.08	EGC120	DIE	LD20		BA010-G3626
	2000	86.05-94.12	GC22	DIE	LD20	<b>GWN-56A</b>	21010-G8025
	2000	86.11-94.12	GC22	DIE	LD20	<b>GWN-57A</b>	21010-G8125
	2000	82.09-86.05	KEC120	DIE	LD20		BA010-02C25
	2000	81.06-86.05	KEC120	DIE	LD20		BA010-G3626
	2000	82.10-85.09	KEGC120	DIE	LD20		BA010-02C25
	2000	81.06-85.09	KEGC120	DIE	LD20		BA010-G3626
	2000	85.09-91.06	KUC22	DIE	LD20		21010-G55Y6
	2000	85.09-91.06	KUC22	DIE	LD20		21010-G81Y5
	2000	85.09-91.06	KUJC22	DIE	LD20		21010-G55Y6
	2000	82.10-85.08	REGC120	DIE	LD20		BA010-02C25
	2000	81.06-85.08	REGC120	DIE	LD20		BA010-G3626
	2000	81.06-85.08	REGC120	DIE	LD20	<b>GWN-11A</b>	BA010-H7227
	2000	88.11-94.03	UGJC22	DIE	LD20		21010-G55Y6
	2000	88.11-94.03	UGJNC22	DIE	LD20		21010-G81Y5
	2000	88.11-94.03	UJC22	DIE	LD20		21010-G55Y6
	2000	82.09-86.05	VEC120	DIE	LD20		BA010-02C25
	2000	81.06-85.09	VEC120	DIE	LD20		BA010-G3626
	2000	82.10-85.09	VEGC120	DIE	LD20		BA010-02C25
	2000	81.06-85.09	VEGC120	DIE	LD20		BA010-G3626
	2000	86.05-93.04	VUGJC22	DIE	LD20		21010-G55Y6
	2000	86.11-93.04	VUGJNC22	DIE	LD20		21010-G81Y5
	2000	85.09-94.03	VUJC22	DIE	LD20		21010-G55Y6
	2000	85.09-94.03	VUJC22	DIE	LD20		21010-G81Y5
	2000	88.09-91.06	VUJNBC22	DIE	LD20		21010-G81Y5
	2000	88.09-94.03	VUJNC22	DIE	LD20		21010-G81Y5
	2000	82.09-85.08	120	DIE	LD20T		21010-R8426
	2000	82.09-85.08	120	DIE	LD20T		21010-R8486
	2000	88.09-91.06	C22	DIE	LD20T	<b>GWN-57A</b>	21010-G8125
	2000	86.05-94.12	GC22	DIE	LD20T	<b>GWN-57A</b>	21010-G8125
	2000	82.09-86.05	KEC120	DTB	LD20T		BA010-R8427
	2000	82.09-86.05	KEC120	DTB	LD20T		BA010-R8487
	2000	88.09-91.06	KUC22	DTB	LD20T		21010-G81Y5
	2000	86.05-93.04	KUGC22	DTB	LD20T		21010-G81Y5
	2000	86.11-93.04	KUGNC22	DTB	LD20T		21010-G81Y5
	2000	88.09-91.06	KUJNC22	DTB	LD20T		21010-G81Y5
	2000	90.08-94.03	FJNC22	GAS	NA20S	<b>GWN-54A</b>	21010-85G27
	2000	03.12-	SKF2LN	DTB	RF		21010-HA100
	2000	03.12-	SKF2LN	DTB	RF		21011-HA100
	2000	03.12-	SKF2MN	DTB	RF		21010-HA100
	2000	03.12-	SKF2MN	DTB	RF		21011-HA100
	2000	03.12-	SKF2TN	DTB	RF		21010-HA100
	2000	03.12-	SKF2TN	DTB	RF		21011-HA100
	2000	03.12-	SKF2VN	DTB	RF		21010-HA100
	2000	03.12-	SKF2VN	DTB	RF		21011-HA100
	2000	93.08-94.12	C23	DIE	SR20DE		21010-52F00
2000	91.06-93.08	C23	DIE	SR20DE	<b>GWN-48A</b>	21010-53J00	
2000	81.06-85.08	120		Z20	<b>GWN-23AF</b>	21010-N5829	
2000	81.06-86.05	KMC120	GAS	Z20		21010-80WY7	
2000	88.11-90.08	C22		Z20S	<b>GWN-05A</b>	21010-W3686	
2000	88.11-90.08	RJNC22	GAS	Z20S		21010-W3688	
2200	94.04-94.12	S20	DIE	DIE22		21010-HC225	
2200	94.04-99.07	SE28MN	DIE	R2	<b>GWMZ-30A</b>	21010-HC225	
2200	94.04-99.07	SE28MN	DIE	R2		21011-HC230	
2200	94.04-99.07	SE28TN	DIE	R2	<b>GWMZ-30A</b>	21010-HC225	
2200	94.04-99.07	SE28TN	DIE	R2		21011-HC230	
2200	99.06-03.12	SK22LN	DIE	R2		21011-HC230	
2200	99.06-03.12	SK22LN	DIE	R2		21011-HC231	
2200	99.06-03.12	SK22MN	DIE	R2		21011-HC230	

# NISSAN

CAR NAME	C.C.	YEAR	MODEL	REMARK	ENGINE	GMB NO.	OEM NO.
<b>VANETTE LARGO</b>	2200	99.06-03.12	SK22MN	DIE	R2		21011-HC231
	2200	99.06-03.12	SK22TN	DIE	R2		21011-HC230
	2200	99.06-03.12	SK22TN	DIE	R2		21011-HC231
	2200	99.06-03.12	SK22VN	DIE	R2		21011-HC230
	2200	99.06-03.12	SK22VN	DIE	R2		21011-HC231
	2200	96.10-99.07	SS28HN	DIE	R2	<b>GWMZ-30A</b>	21010-HC225
	2200	96.10-99.07	SS28HN	DIE	R2		21011-HC230
	2200	94.04-99.07	SS28MN	DIE	R2	<b>GWMZ-30A</b>	21010-HC225
	2200	94.04-99.07	SS28MN	DIE	R2		21011-HC230
	2200	94.04-99.07	SS28VN	DIE	R2	<b>GWMZ-30A</b>	21010-HC225
	2200	94.04-99.07	SS28VN	DIE	R2		21011-HC230
	2400	93.05-99.06	CW30	EGI	KA24DE		21010-40F27
	2400	93.05-99.06	NCW30	EGI	KA24DE		21010-40F27
	2400	93.05-99.06	NW30	EGI	KA24DE		21010-40F27
	2400	93.05-94.12	W30		KA24DE	<b>GWN-40A</b>	21010-40F25
2400	93.05-99.06	W30	EGI	KA24DE		21010-40F27	
<b>VIOLET AUSTER STANZA</b>	1400	77.05-81.05	A/C		A14	<b>GWN-11A</b>	21010-H7227
	1400	77.05-81.05	A10		A14	<b>GWN-11A</b>	21010-H7227
	1400	77.05-81.05	A10		A14	<b>GWN-02A</b>	21010-M6626
	1400	77.05-81.05	A11		A14	<b>GWN-11A</b>	21010-H7227
	1400	77.05-81.05	A11		A14	<b>GWN-02A</b>	21010-M6626
	1600	81.06-94.12	T11		CA16S	<b>GWN-20A</b>	21010-D0126
	1600	81.06-83.05	T11	GAS	CA16S	<b>GWN-20A</b>	21010-D0125
	1600	81.06-86.06	T11	GAS	CA16S		21010-D01Y6
	1600	86.07-89.12	T12		CA16S	<b>GWN-35A</b>	21010-06E26
	1600	85.10-86.07	T12		CA16S	<b>GWN-20A</b>	21010-D0126
	1600	85.10-89.12	T12	GAS	CA16S	<b>GWN-35A</b>	21010-06E25
	1600	85.10-88.01	T12	GAS	CA16S		21010-D01Y6
	1600	77.05-78.04	A/C		L16	<b>GWN-12AF</b>	21010-23028
	1600	77.05-78.04	A10		L16	<b>GWN-03A</b>	21010-21028
	1600	77.05-78.04	A10		L16	<b>GWN-12AF</b>	21010-23028
	1600	73.01-77.04	P710		L16	<b>GWN-03A</b>	21010-21028
	1600	73.01-77.04	P710		L16	<b>GWN-12AF</b>	21010-23028
	1600	73.01-77.04	P711		L16	<b>GWN-03A</b>	21010-21028
	1600	73.01-77.04	P711		L16	<b>GWN-12AF</b>	21010-23028
	1600	78.04-79.06	A/C		Z16	<b>GWN-23AF</b>	21010-N5829
	1600	78.04-79.06	A11		Z16	<b>GWN-03A</b>	21010-21028
	1600	79.07-81.05	A11		Z16	<b>GWN-23AF</b>	21010-N5829
	1800	81.06-94.12	T11		CA18	<b>GWN-20A</b>	21010-D0126
	1800	88.01-89.12	PT12	EGI	CA18DE	<b>GWN-35A</b>	21010-06E25
	1800	85.10-89.12	PT12	TBO	CA18DT	<b>GWN-35A</b>	21010-06E25
	1800	85.10-88.01	PT12	TBO	CA18DT		21010-50VY5
	1800	86.10-89.12	T12		CA18DT	<b>GWN-35A</b>	21010-06E26
	1800	85.10-86.10	T12		CA18DT	<b>GWN-31A</b>	21010-W4426
	1800	81.06-83.05	PT11	EGI	CA18E	<b>GWN-20A</b>	21010-D0125
	1800	81.06-86.06	PT11	EGI	CA18E		21010-D01Y6
	1800	85.10-88.01	PT12	TBO	CA18ET	<b>GWN-35A</b>	21010-06E25
	1800	85.10-88.01	PT12	TBO	CA18ET		21010-D01Y6
	1800	86.07-89.12	T12		CA18/D/T	<b>GWN-35A</b>	21010-06E26
	1800	85.10-86.07	T12		CA18/I/T	<b>GWN-20A</b>	21010-D0126
	1800	85.10-89.12	PT12	EI	CA18I	<b>GWN-35A</b>	21010-06E25
1800	85.10-88.01	PT12	EI	CA18I		21010-D01Y6	
1800	81.06-83.05	PT11	GAS	CA18S	<b>GWN-20A</b>	21010-D0125	
1800	81.06-86.06	PT11	GAS	CA18S		21010-D01Y6	
1800	78.10-79.07	A11		Z18	<b>GWN-03A</b>	21010-21028	
1800	79.07-81.05	A11		Z18	<b>GWN-23AF</b>	21010-N5829	
<b>WINGROAD</b>	1500	96.05-99.06	WFNY10	EGI	GA15DE	<b>GWN-42A</b>	21010-0M301
	1500	96.05-99.06	WFY10	EGI	GA15DE	<b>GWN-42A</b>	21010-0M301
	1500	99.05-05.03	WFY11	EGI	QG15DE	<b>GWN-73A</b>	21010-4M526
	1800	99.05-05.03	WHNY11	EGI	QG18DE	<b>GWN-73A</b>	21010-4M526
	1800	99.05-01.10	WHY11	EGI	QG18DE	<b>GWN-73A</b>	21010-4M526

# NISSAN

CAR NAME	C.C.	YEAR	MODEL	REMARK	ENGINE	GMB NO.	OEM NO.
<b>WINGROAD</b>	1800	96.05-99.06	WHNY10	EGI	SR18DE	<b>GWN-48A</b>	21010-53J05
	1800	96.05-99.06	WHY10	EGI	SR18DE	<b>GWN-48A</b>	21010-53J05
	2000	96.05-99.06	WEY10	DIE	CD20		21010-57J28
	2000	01.10-05.03	WRY11	EGI	QR20DE		21010-6N226
	2000	01.10-05.03	WRY11	EGI	QR20DE		21013-6N200
	2000	99.05-01.10	WPY11	EGI	SR20VE	<b>GWN-48A</b>	21010-53J05
<b>X-TRAIL</b>	2000	00.10-	NT30	EGI	QR20DE		21010-6N226
	2000	00.10-	T30	EGI	QR20DE		21010-6N226
	2000	00.10-	PNT30	TBO	SR20VT	<b>GWN-48A</b>	21010-53J05

## ADDITIONAL ITEMS

**GWN-12AFAD (21010-G3926) NON THERMAL TYPE OF GWN-23AF**

# OPEL

## *CAR NAME*

ASCONA B
ASCONA C
ASTRA
CALIBRA
COMMODORE A
COMMODORE B
COMMODORE C
CORSA
GT/GTA
KAFETT A
KAFETT B
KAFETT C
KAFETT D
KAFETT E
MANTA A
MANTA B
MONZA
OLIMPIA
OMEGA
REKORD E
SENATOR A
SENATOR B
VECTRA

# OPEL

CAR NAME	YEAR	MODEL / ENGINE / REMARK	GMB NO.	OEM NO.
<b>OPEL (GM EUROPE)</b>				
<b>ASCONA B</b>	76-91	1.2	<b>GWO-03A</b>	1334058
	79-81	1.3	<b>GWO-05AP</b>	1334004
	75-81	1.6 1.9	<b>GWO-07A</b>	1334081
	78-81	2.0 N ENG	<b>GWO-07A</b>	1334081
	78-81	2.0 S ENG -C6067585	<b>GWO-07A</b>	1334081
	78-81	C6067585-	<b>GWO-14AP</b>	1334097
	80-81	2.0 E ENG	<b>GWO-07A</b>	1334081
	78-81	2.0(D) ENG -102685		1334087
	78-81	102986-		1334082
<b>ASCONA C</b>	82-88	1.3	<b>GWO-05AP</b>	1334004
	81-87	1.6 S ENG	<b>GWG-11A</b>	1334084
	82-86	1.6 N ENG	<b>GWG-11A</b>	1334084
	86-88	1.6 N ENG	<b>GWO-10A</b>	1334008
	82-86	1.6(D)	<b>GWO-09A</b>	1334099
	86-88	1.6(D)	<b>GWO-11A</b>	1334014
	81-86	1.8 S ENG	<b>GWG-11A</b>	1334084
	86-88	1.8 SE ENG	<b>GWO-10A</b>	1334008
	87-88	2.0 NE/SHE ENG	<b>GWO-10A</b>	1334008
<b>ASTRA</b>	91-94	1.4 C ENG	<b>GWO-13A</b>	90349239
	91-94	1.6 C/CZ ENG	<b>GWO-13A</b>	90349239
	91-94	1.7(D)	<b>GWO-11A</b>	90284913
	91-94	2.0 CD Sri	<b>GWO-10A</b>	90220568
	91-94	2.0 Gsi	<b>GWO-01A</b>	1334038
<b>CALIBRA</b>	90-94		<b>GWO-01A</b>	1334038
<b>COMMODORE A</b>	67-70	2.2 CH4923509	<b>GWO-01A</b>	1334035
<b>COMMODORE B</b>	72-78	2.5 2.8	<b>GWO-07A</b>	1334081
<b>COMMODORE C</b>	78-82	1.7 ENG -1.7N442155	<b>GWO-07A</b>	1334081
	83-83	1.7N442156-	<b>GWO-14AP</b>	1334097
	78-82	1.9 ENG -1.9N545154	<b>GWO-07A</b>	1334081
	83-83	1.9N545154-	<b>GWO-14AP</b>	1334097
	78-82	2.0 ENG -2.0N197858	<b>GWO-07A</b>	1334081
	83-83	2.0N197859-	<b>GWO-14AP</b>	1334097
	78-82	-2.0S665090	<b>GWO-07A</b>	1334081
	83-83	2.0S665091-	<b>GWO-14AP</b>	1334097
	78-82	2.0i ENG -2.0E172888	<b>GWO-07A</b>	1334081
	83-83	2.0E172888-	<b>GWO-14AP</b>	1334097
<b>CORSA</b>	83-93	1.0 1.2 1.0S 1.2N ENG	<b>GWO-06A</b>	1334071
	83-93	1.2 S ENG	<b>GWO-13A</b>	90349239
	93-94	1.2 1.4	<b>GWO-13A</b>	90349239
	83-93	1.3	<b>GWO-15AP</b>	1334004
	91-94	1.5(D)		1334034
<b>GT/GTA</b>	68-75	1.9	<b>GWO-01A</b>	1334035
<b>KAFETT A</b>	62-73	1.1	<b>GWO-02A</b>	1334029
<b>KAFETT B</b>	62-73	1.1	<b>GWO-02A</b>	1334029
	65-73	1.5 1.7 1.9	<b>GWO-04A</b>	1334072
<b>KAFETT C</b>	73-76	1.0 1.2	<b>GWO-02A</b>	1334029
	76-79	1.0 1.2 ENG 910301-	<b>GWO-03A</b>	1334058
	73-79	1.6 1.9 2.0 1.6S 1.9/2.0E		1334090
<b>KAFETT D</b>	79-84	1.0 1.2 OHV	<b>GWO-06A</b>	1334071
	83-94	1.2 OHC	<b>GWO-13A</b>	90349239

# OPEL

CAR NAME	YEAR	MODEL / ENGINE / REMARK	GMB NO.	OEM NO.
<b>OPEL (GM EUROPE)</b>				
<b>KAFETT D</b>	81-84	1.6 1.8	<b>GWG-11A</b>	1334084
	82-84	1.6(D)	<b>GWO-09A</b>	1334099
<b>KAFETT E</b>	84-88	1.2 OHV ENG	<b>GWO-06A</b>	1334071
	84-88	1.3 S ENG	<b>GWO-05AP</b>	1334004
	89-91	1.4	<b>GWO-13A</b>	13340251
	91-91	1.5(D)		1334034
	84-87	1.6 16N/SH	<b>GWG-11A</b>	1334084
	87-88	LZ/SV	<b>GWG-46A</b>	1334011
	84-86	1.6(D)	<b>GWO-09A</b>	1334099
	86-88		<b>GWO-11A</b>	1334014
	89-91	1.7(D)	<b>GWO-11A</b>	1334014
	84-87	1.8	<b>GWG-11A</b>	1334084
	87-88		<b>GWO-10A</b>	1334008
	87-88	2.0 8V ENG	<b>GWO-10A</b>	1334008
88-91	Gsi NE/SHE ENG	<b>GWO-01A</b>	1334038	
<b>MANTA A</b>	71-75	1.2	<b>GWO-02A</b>	1334029
	70-74	1.6 1.9	<b>GWO-04A</b>	1334072
<b>MANTA B</b>	76-81	1.2	<b>GWO-03A</b>	1334058
	80-86	1.3	<b>GWO-05AP</b>	1334004
	75-81	1.6 N/S ENG CH -6067585	<b>GWO-01A</b>	1334035
	75-81	S ENG CH 6067586-		1334090
	82-90	1.8 S ENG		1334084
	76-81	1.9 N ENG	<b>GWO-01A</b>	1334035
	78-81	2.0 N ENG	<b>GWO-01A</b>	1334035
	75-81	2.0 S ENG CH -6067585	<b>GWO-01A</b>	1334035
	75-81	2.0 S ENG CH 6067586-	<b>GWO-14AP</b>	1334097
	83-89	2.0 GTE GWO-14AP	<b>GWO-14AP</b>	1334097
73-82	2.0(D) ENG -20D10263	<b>GWO-08AP</b>	1334045	
<b>MONZA</b>	79-88	2.5 3.0	<b>GWO-07A</b>	1334081
<b>OLIMPIA</b>	67-71	1.5 1.7 1.9	<b>GWO-01A</b>	1334035
<b>OMEGA</b>	86-94	1.8 2.0	<b>GWO-10A</b>	1334008
	86-94	2.3(D)	<b>GWO-15A</b>	1334021
	89-94	2.4		1334009
	86-94	3.0		1334009
<b>REKORD E</b>	77-82	1.7 W/O AC ENG -442155	<b>GWO-07A</b>	1334081
	77-82	442156-	<b>GWO-14AP</b>	1334097
	77-82	1.7 W/AC		1334096
	78-86	1.8 N/S ENG	<b>GWG-11A</b>	1334084
	77-82	1.9 W/O AC ENG -545154	<b>GWO-07A</b>	1334081
	77-82	545155-	<b>GWO-14AP</b>	1334097
	77-82	1.9 W/AC		1334096
	77-82	2.0 W/O AC E ENG -1728881	<b>GWO-07A</b>	1334081
	77-82	172889-	<b>GWO-14AP</b>	1334097
	77-82	2.0 W/AC		1334096
	77-82	2.0 W/O AC N ENG -197858	<b>GWO-07A</b>	1334081
	77-82	197859-7	<b>GWO-14AP</b>	1334097
	77-82	2.0 W/AC		1334096
	77-82	2.0 W/O AC S ENG -665090	<b>GWO-07A</b>	1334081
	77-82	665091-	<b>GWO-14AP</b>	1334097
	77-82	2.0 W/AC		1334096
	78-82	2.0i E ENG -172888	<b>GWO-07A</b>	1334081
	83-94	2.0i 172889-	<b>GWO-14AP</b>	1334097
	78-82	2.0(D) D ENG -10263	<b>GWO-08AP</b>	1334045
	77-86	2.1(D) W/O AC		1334094
84-86	2.2 W/AC		1334096	



# OPEL

CAR NAME	YEAR	MODEL / ENGINE / REMARK	GMB NO.	OEM NO.
<b>OPEL (GM EUROPE)</b>				
<b>REKORD E</b>	83-86	2.2i	<b>GWO-14AP</b>	1334097
	78-86	2.3(D) W/O AC ENG -55082	<b>GWO-08AP</b>	1334045
	78-86	455083-121526		1334082
	78-86	121527-		1334000
	78-86	2.3(D) W/AC		1334061
	84-86	2.3(D) TURBO		1334082
<b>SENATOR A</b>	86-86	2.0 2.2 W/O AC	<b>GWO-14AP</b>	1334097
	78-86	2.5 2.6 3.0	<b>GWO-07A</b>	1334081
<b>SENATOR B</b>	87-94	2.5 2.6 3.0		1334009
	-		<b>GWO-15A</b>	1334021
<b>VECTRA</b>	89-94	1.4 1.6	<b>GWG-46A</b>	1334011
	89-94	1.7(D)	<b>GWO-11A</b>	1334014
	89-94	1.8	<b>GWO-10A</b>	1334008
	89-94	2.0 EXC 16V ENG	<b>GWO-10A</b>	1334008
	89-94	2.0 16V ENG	<b>GWO-12A</b>	1334017

# **PEUGEOT**

## ***CAR NAME***

<b>104</b>
<b>205</b>
<b>205 VAN</b>
<b>205 PICKUP &amp; VAN</b>
<b>309</b>
<b>404</b>
<b>504</b>
<b>505</b>

# PEUGEOT

CAR NAME	YEAR	MODEL / ENGINE / REMARK	GMB NO.	OEM NO.
<b>104</b>	72-83		<b>GWP-08AP</b>	1202-58
<b>205</b>	83-87	1.0 XV8 ENG	<b>GWP-08AP</b>	1202-58
	87-94	1.0 TU9 ENG ALUM BLOCK		1207-18
	83-87	1.1 XW7 ENG	<b>GWP-08AP</b>	1202-58
	88-94	1.1 TU9 ENG ALUM BLOCK		1207-18
	87-94	1.1 E1(OHV)ENG	<b>GWCR-19A</b>	1201-45
	87-94	1.1 F1(OHV)ENG	<b>GWCR-19A</b>	1201-45
	87-94	1.3 G1 ENG	<b>GWCR-19A</b>	1201-45
	87-94	1.3 TU24 ENG ALUM BLOCK		1207-18
	83-88	1.4 XY6/7/8 ENG GT & XS	<b>GWP-08AP</b>	1202-58
	88-94	1.4 TU3 ENG ALUM BLOCK		1207-18
	88-94	1.4 J2 ENG GT & XS	<b>GWCR-19A</b>	1201-45
	84-91	1.6 XU5 ENG Cti & Gti		1201-39
	83-	1.8(D)		
	-	1.8 TURBO(D)		
-	1.9 PETROL			
-	1.9(D)			
<b>309</b>	86-92	1.1 1.3 OHV ENG	<b>GWCR-19A</b>	1201-45
<b>404</b>	60-75	1.8 DISENGAGED FAN	<b>GWP-01A</b>	1202-60
	-	FIXED FAN	<b>GWP-03A</b>	1202-37
	67-74	2.0(D)	<b>GWP-02A</b>	1202-90
<b>504</b>	68-78	1.8 DISENGAGED FAN	<b>GWP-01A</b>	1202-60
	-	FIXED FAN	<b>GWP-03A</b>	1202-37
	78-	1.8 2.0 AUTO FAN REMOTE STATCH -2964000	<b>GWP-05A</b>	1202-71
	-82	1.8 2.0 AUTO FAN STAT IN PUMPCH 2964001-	<b>GWP-04A</b>	1202-83
	77-	1.8 2.0 FIXED FAN REMOTE STATCH -3061636	<b>GWP-04A</b>	1202-83
	-82	1.8 2.0 FIXED FAN STAT IN PUMPCH 3061637-	<b>GWP-07A</b>	1202-98
	74-78	2.0(D) XD88 ENG		1202-86
	78-81	2.1(D) XD90 ENG		1202-63
77-82	2.3(D) XD2 ENG		1202-87	
<b>505</b>	79-90	1.6 1.8 2.0 FIXED FANCH -3061636 OHV	<b>GWP-07A</b>	1202-98
	90-94	1.6 1.8 2.0 AUTO FANCH 3061636- OHV	<b>GWP-06A</b>	1202-97
<b>PEUGEOT LIGHT COMMERCIAL</b>				
<b>205 VAN</b>	85-87	1.1 XW7 ENG	<b>GWP-08A</b>	1202-58
<b>205 PICKUP &amp; VAN</b>	77-	1.8 AUTO FAN REMOTE STAT CH -2964000	<b>GWP-05A</b>	1202-71
	-82	1.8 AUTO FAN STAT IN PUMP CH 2964001-	<b>GWP-06A</b>	1202-97
	77-	1.8 FIXED FAN REMOTE STAT CH -3061637	<b>GWP-04A</b>	1202-83
	-82	1.8 FIXED FAN STAT IN PUMP CH 3061638-	<b>GWP-07A</b>	1202-98

# **RENAULT**

## ***CAR NAME***

<b>CLIO</b>
<b>EXTRA VAN</b>
<b>MASTER</b>
<b>R11</b>
<b>R12</b>
<b>R14</b>
<b>R15</b>
<b>R17</b>
<b>R18</b>
<b>R19</b>
<b>R20</b>
<b>R21</b>
<b>R25</b>
<b>R4</b>
<b>R4/4F4 VAN</b>
<b>R5</b>
<b>R5 SUPER</b>
<b>R5 VAN</b>
<b>R6</b>
<b>R9</b>
<b>TRAFIC</b>

# RENAULT

CAR NAME	YEAR	MODEL / ENGINE / REMARK	GMB NO.	OEM NO.
CLIO	90-94	1.1 OHV ENG	GWR-11A	7701462145
	90-94	1.2 1.4 OHC ENG		7701633125
	91-94	1.8 16V	GWR-06A	7701463397
	91-94	1.9(D)	GWR-06A	7701463397
R4	61-75	0.75 R1120 W/O PULLEY	GWR-02A	7701461173
	74-87	0.8 R1126 W/O PULLEY	GWR-02A	7701457595
	76-87	0.85 R1123 1124 W/O PULLEY	GWR-02A	7701461173
	77-86	1.1 R1128 1129	GWR-03A	7701457671
R5	72-79	1.0 W/PULLEY ENG -262916		7701455172
	-	1.0 W/O PULLEY ENG 292917-	GWR-03A	7701455172
	79-84	1.1	GWR-03A	7701457671
	74-84	1.3 MANUAL	GWR-03A	7701457671
	82-85	1.4 INC TURBO VAN PICKUP	GWR-03A	7701457671
	76-85	1.4 INC TURBO PASS		7701461239
R5 SUPER	85-92	1	GWR-11A	7701463377
	86-90	1.2	GWR-11A	7701463377
	85-92	1.4 INC GT TURBO	GWR-11A	7701463377
	85-92	1.6(D)	GWR-06A	7701463397
	85-92	1.7	GWR-06A	7701463397
R6	77-80	1.1 RR1181	GWR-03A	7701505397
	73-80	0.85 RODEO 4D1128 ACL28	GWR-03A	7701505397
R9	82-87	1.1 1.2 1.4 INC TURBO	GWR-11A	7701462145
	83-88	1.6(D)	GWR-06A	7701463397
	82-89	1.1 1.2 1.4	GWR-06A	7701463397
R11	82-87	1.1 1.2	GWR-11A	7701462145
	83-87	1.4 INC TURBO	GWR-11A	7701462145
	83-87	1.6(D)	GWR-06A	7701463397
	84-87	1.7	GWR-06A	7701463397
R12	69-80	1.3 R1170/1/7/9 R1330/7/8 R2360	GWR-01A	7701502962
	71-75	1.3 R1172/4/8 R1331/2/4		7701508546
	71-75	1.6 GORDINI		7701508546
R14	77-82	1.2 1.4	GWP-08AP	7701459820
R15	69-72	1.3	GWR-01A	7701502962
R15	73-80	1.6		7701508546
R17	71-79			7701508546
R18	83-86	1.4 R1340/50/59/2350		7701462389
	78-82	1.6 EXC TURBO R1341/5/51/58		7701461236
	78-85	2.0 R1343/53		7701463182
	78-85	2.1(D) R1344/54		7701463182
R19	88-94	1.2 OHV	GWR-11A	7701462145
	88-94	1.4 OHV	GWR-11A	7701462145
	-	OHC		7701633125
	-		GWR-12A	7701464736
	-		GWR-12A	7701465816
	-		GWR-12A	7701466578
	88-94	1.7	GWR-06A	7701463397
	90-94	1.8 16V	GWR-06A	7701463397
	88-94	1.9(D) INC TURBO	GWR-06A	7701463397

# RENAULT

CAR NAME	YEAR	MODEL / ENGINE / REMARK	GMB NO.	OEM NO.
R20	77-84	2.0 R1272/7		7701461006
	79-84	2.2 R1279		701461006
R21	88-94	1.4 OHV	GWR-11A	7701462145
	86-94	1.7	GWR-06A	7701463397
	89-94	1.9(D) INC TURBO	GWR-06A	7701463397
	86-94	2.0 INC 4X4 EXC TURBO		7701464030
	87-94	2.0 TURBO INC TURBO		7701464538
	86-89	2.1(D) INC TURBO		7701464030
R25	84-92	2.0 J6R/J7R ENG		7701461006
	84-90	2.2 J7T ENG		7701461006
	85-90	2.5 TURBO V6 Z7U ENG		7701464756
<b>RENAULT LIGHT COMMERCIAL</b>				
EXTRA VAN	86-94	1.1 1.4	GWR-11A	7701463377
	86-94	1.6(D)	GWR-06A	7701463397
MASTER	81-86	2.0 2.2 PETROL		7701461006
	80-90	2.5(D) EXC TURBO SOFIM ENG		7701462808
R4/4F4 VAN	77-85	1.1	GWR-03A	7701457671
R5 VAN	85-90	1.1 1.2	GWR-11A	7701463377
	85-90	1.6(D)	GWR-06A	7701463397
TRAFIC	83-89	1.4		7701462389
	86-89	1.7 PETROL	GWR-06A	7701463397
	86-89	2.0 PETROL		7701461006
	81-94	2.5(D) SOFIM ENG		7701462808

**SAAB**  
***CAR NAME***

<b>200</b>
<b>90</b>
<b>9000i</b>
<b>95</b>
<b>96</b>
<b>99</b>
<b>CDI</b>

# SAAB

CAR NAME	YEAR	MODEL / ENGINE / REMARK	GMB NO.	OEM NO.
<b>90</b>	84-85	2.0 B201 ENG	<b>GWSA-02A</b>	8817900
<b>95</b>	66-76	1.5 V4 OHV	<b>DISCON</b>	8810988
<b>96</b>	66-76	1.5 V4 OHV	<b>DISCON</b>	8810988
<b>99</b>	82-84	2.0 B201 ENG	<b>GWSA-02A</b>	7507460
<b>200</b>	79-91	2.0 INC TURBO	<b>GWSA-02A</b>	7507460
<b>9000i</b>	86-92	INC TURBO & 16V ENG	<b>GWSA-03A</b>	8817918
<b>CDi</b>	88-94	2.0 INC TURBO	<b>GWSA-03A</b>	8817918



# **SUBARU**

## ***CAR NAME***

<b>ALCYONE</b>
<b>DOMINGO</b>
<b>FORESTER</b>
<b>IMPREZA</b>
<b>JUSTY</b>
<b>LEGACY</b>
<b>LEONE</b>
<b>OUTBACK</b>
<b>PLEO</b>
<b>R2</b>
<b>REX</b>
<b>SAMBAR</b>
<b>TRAVIQ</b>
<b>VIVIO</b>

# SUBARU

CAR NAME	C.C.	YEAR	MODEL	REMARK	ENGINE	GMB NO.	OEM NO.
DOMINGO	1000	83.10-94.06	KJ5		GAS EF10		497095500
	1000	83.10-86.05	KJ6		GAS EF10		497095500
	1200	94.06-98.11	FA7		MPI EF12		21118KA000
	1200	94.06-98.11	FA8		MPI EF12		21118KA000
	1200	86.06-94.06	KJ8		GAS EF12		21118KA000
FORESTER	2000	97.06-02.01	SF5		EGI EJ20	GWSU-12A	X2111AA033
	2000	97.02-02.01	SF5		TBO EJ20		X2111AA042
	2000	97.02-02.01	SF5		TBO EJ20	GWSU-15A	X2111AA082
	2000	02.02-05.03	SG5		EGI EJ20	GWSU-12A	X2111AA033
	2000	03.07-04.01	SG5		EGI EJ20		X2111AA042
	2000	02.02-04.01	SG5		TBO EJ20		X2111AA042
	2000	02.02-04.01	SG5		TBO EJ20	GWSU-15A	X2111AA082
	2000	03.02-	SG5		TBO EJ20		X2111AA240
	2000	03.02-	SG5		TBO EJ20		X2111AA250
	2500	98.08-02.01	SF9		EGI EJ25	GWSU-12A	X2111AA033
2500	04.02-05.03	SG9		TBO EJ25		X2111AA240	
IMPREZA	1500	92.11-00.07	GC1		EPI EJ15	GWSU-12A	X2111AA033
	1500	96.09-00.07	GC2		EPI EJ15	GWSU-12A	X2111AA033
	1500	03.09-	GD2		EGI EJ15	GWSU-12A	X2111AA033
	1500	03.09-04.05	GD2		EGI EJ15		X2111AA280
	1500	03.09-	GD3		EGI EJ15	GWSU-12A	X2111AA033
	1500	03.09-04.05	GD3		EGI EJ15		X2111AA280
	1500	94.09-00.07	GF1		EPI EJ15	GWSU-12A	X2111AA033
	1500	96.09-00.07	GF2		EPI EJ15	GWSU-12A	X2111AA033
	1500	00.08-	GG2		EGI EJ15	GWSU-12A	X2111AA033
	1500	03.09-04.05	GG2		EGI EJ15		X2111AA280
	1500	00.08-	GG3		EGI EJ15	GWSU-12A	X2111AA033
	1500	03.09-04.05	GG3		EGI EJ15		X2111AA280
	1600	92.11-96.08	GC4		EPI EJ16	GWSU-12A	X2111AA033
	1600	92.11-96.08	GF3		EPI EJ16	GWSU-12A	X2111AA033
	1600	93.10-96.08	GF4		EPI EJ16	GWSU-12A	X2111AA033
	1800	92.11-96.08	GC6		EPI EJ18	GWSU-12A	X2111AA033
	1800	96.09-00.07	GF5		EPI EJ18	GWSU-12A	X2111AA033
	1800	92.11-00.07	GF6		EPI EJ18	GWSU-12A	X2111AA033
	1800	92.11-94.08	GFA		EPI EJ18	GWSU-12A	X2111AA033
	2000	96.09-00.07	GC8		EPI EJ20	GWSU-12A	X2111AA033
	2000	95.10-96.08	GC8		EPI EJ20	GWSU-15A	X2111AA082
	2000	93.10-94.08	GC8		TBO EJ20		X2111AA042
	2000	92.11-00.07	GC8		TBO EJ20	GWSU-15A	X2111AA082
	2000	00.08-03.08	GD9		EGI EJ20	GWSU-12A	X2111AA033
	2000	00.08-03.08	GDA		TBO EJ20		X2111AA042
	2000	00.08-03.08	GDA		TBO EJ20	GWSU-15A	X2111AA082
	2000	02.11-	GDA		TBO EJ20		X2111AA240
	2000	03.09-	GDA		TBO EJ20		X2111AA250
	2000	00.08-02.10	GDB		TBO EJ20	GWSU-15A	X2111AA082
	2000	02.11-	GDB		TBO EJ20		X2111AA240
	2000	02.11-03.08	GDB		TBO EJ20		X2111AA250
	2000	96.01-00.07	GF8		EPI EJ20	GWSU-12A	X2111AA033
	2000	93.10-00.07	GF8		TBO EJ20		X2111AA042
2000	93.10-00.07	GF8		TBO EJ20	GWSU-15A	X2111AA082	
2000	00.08-04.05	GG9		EGI EJ20	GWSU-12A	X2111AA033	
2000	00.08-03.08	GGA		TBO EJ20		X2111AA042	
2000	00.08-03.08	GGA		TBO EJ20	GWSU-15A	X2111AA082	
2000	03.09-	GGA		TBO EJ20		X2111AA240	
2000	03.09-	GGA		TBO EJ20		X2111AA250	
2000	00.08-02.10	GGB		TBO EJ20	GWSU-15A	X2111AA082	
JUSTY	1000	84.02-88.10	KA5		GAS EF10		417415600
	1000	84.02-88.10	KA5		GAS EF10		497095500
	1000	84.02-88.10	KA6		GAS EF10		417415600
	1000	84.02-88.10	KA6		GAS EF10		497095500

# SUBARU

CAR NAME	C.C.	YEAR	MODEL	REMARK	ENGINE	GMB NO.	OEM NO.	
JUSTY	1200	88.11-94.03	KA7		GAS	EF12		21118KA000
	1200	88.11-94.03	KA7		GAS	EF12		21135KA000
	1200	85.10-94.03	KA8		GAS	EF12		21118KA000
	1200	85.10-94.03	KA8		GAS	EF12		21135KA000
LEONE LEGACY ALCYONE	1100	72.01-73.12	A21			EA61	GWSU-01A	31076-0120
	1100	72.01-73.12	A61			EA61	GWSU-01A	31076-0120
	1200	73.01-74.12	A25			EA64	GWSU-01A	31076-0120
	1200	74.01-79.12	A65			EA64	GWSU-01A	31076-0120
	1300	79.05-84.10	AF1			EA65	GWSU-04A	41076-7200
	1300	79.05-84.10	AM1			EA65	GWSU-04A	41076-7200
	1400	71.01-77.12	A22			EA63	GWSU-01A	31076-0120
	1400	77.01-79.12	A32			EA63	GWSU-01A	31076-0120
	1400	72.01-79.12	A62			EA63	GWSU-01A	31076-0120
	1400	71.01-77.12	A64			EA63	GWSU-01A	31076-0120
	1600	75.01-77.12	A26			EA71	GWSU-01A	31076-8110
	1600	75.01-77.12	A27			EA71	GWSU-01A	31076-8110
	1600	77.01-79.12	A33			EA71	GWSU-01A	31076-8110
	1600	77.01-79.12	A34			EA71	GWSU-01A	31076-8110
	1600	75.01-79.12	A67			EA71	GWSU-01A	31076-8110
	1600	84.07-89.01	AA2		GAS	EA71	GWSU-11A	21110AA003
	1600	87.10-94.03	AA2		GAS	EA71		21110AA121
	1600	84.07-89.01	AA3		GAS	EA71	GWSU-11A	21110AA003
	1600	87.10-94.03	AA3		GAS	EA71		21110AA121
	1600	79.06-84.10	AB2			EA71	GWSU-04A	41076-7200
	1600	79.06-84.10	AF2			EA71	GWSU-04A	41076-7200
	1600	79.06-84.10	AF3			EA71	GWSU-04A	41076-7200
	1600	79.06-84.10	AM2			EA71	GWSU-04A	41076-7200
	1600	79.06-84.10	AM3			EA71	GWSU-04A	41076-7200
	1600	84.10-89.01	AP2		GAS	EA71	GWSU-11A	21110AA003
	1600	87.10-94.03	AP2		GAS	EA71		21110AA121
	1600	84.10-89.01	AP3		GAS	EA71	GWSU-11A	21110AA003
	1600	87.10-94.03	AP3		GAS	EA71		21110AA121
	1600	88.09-94.03	AP8		GAS	EA71		21110AA121
	1600	88.09-94.03	AP9		GAS	EA71		21110AA121
	1800	79.05-84.10	AB4			EA81	GWSU-03A	21110-AA060
	1800	79.05-84.10	AB4			EA81	GWSU-06A	21110-AA070
	1800	79.05-84.10	AB5			EA81	GWSU-03A	21110-AA060
	1800	79.05-84.10	AB5			EA81	GWSU-06A	21110-AA070
	1800	79.05-84.10	AF5			EA81	GWSU-03A	21110-AA060
	1800	79.05-84.10	AF5			EA81	GWSU-06A	21110-AA070
	1800	79.05-84.10	AJ5			EA81	GWSU-03A	21110-AA060
	1800	79.05-84.10	AJ5			EA81	GWSU-06A	21110-AA070
	1800	79.05-84.10	AM5			EA81	GWSU-03A	21110-AA060
	1800	79.05-84.10	AM5			EA81	GWSU-06A	21110-AA070
	1800	84.07-89.01	AA4		GAS	EA82	GWSU-13A	21110AA017
	1800	84.07-86.09	AA4		GAS	EA82	GWSU-14A	21110AA026
	1800	84.07-89.01	AA5		GAS	EA82	GWSU-13A	21110AA017
	1800	84.07-89.01	AA5		TBO	EA82	GWSU-13A	21110AA017
	1800	84.07-89.01	AA7		TBO	EA82	GWSU-13A	21110AA017
	1800	85.11-87.09	AG4		GAS	EA82	GWSU-13A	21110AA017
	1800	85.11-87.09	AG5		GAS	EA82	GWSU-13A	21110AA017
	1800	85.11-86.09	AG5		TBO	EA82	GWSU-13A	21110AA017
	1800	86.04-89.01	AG6		TBO	EA82	GWSU-13A	21110AA017
	1800	84.10-89.01	AL5		GAS	EA82	GWSU-13A	21110AA017
	1800	85.10-87.09	AL5		TBO	EA82	GWSU-13A	21110AA017
1800	84.10-89.01	AL7		TBO	EA82	GWSU-13A	21110AA017	
1800	85.10-89.01	AP5		GAS	EA82	GWSU-13A	21110AA017	
1800	85.06-91.08	AX4		TBO	EA82	GWSU-14A	21110AA026	
1800	85.06-91.08	AX7		TBO	EA82	GWSU-14A	21110AA026	
1800	89.02-93.09	BC2		SPI	EJ18	GWSU-12A	21111AA007	
1800	89.02-93.09	BC3		SPI	EJ18	GWSU-12A	21111AA007	
1800	94.06-98.11	BD2		MPI	EJ18	GWSU-12A	X2111AA033	

# SUBARU

CAR NAME	C.C.	YEAR	MODEL	REMARK	ENGINE	GMB NO.	OEM NO.
LEONE LEGACY ALCYONE	1800	94.06-98.11	BD3	MPI	EJ18	GWSU-12A	X2111AA033
	1800	89.02-93.09	BF3	SPI	EJ18	GWSU-12A	21111AA007
	1800	96.06-98.11	BG2	MPI	EJ18	GWSU-12A	X2111AA033
	1800	94.06-98.11	BG3	MPI	EJ18	GWSU-12A	X2111AA033
	2000	89.02-93.09	BC4	MPI	EJ20	GWSU-12A	21111AA007
	2000	89.02-93.09	BC5	MPI	EJ20	GWSU-12A	21111AA007
	2000	91.06-93.09	BC5	SPI	EJ20	GWSU-12A	21111AA007
	2000	89.02-93.09	BC5	TBO	EJ20	GWSU-15A	21111AA026
	2000	91.06-93.09	BC5	TBO	EJ20	GWSU-16A	21111AA065
	2000	90.05-93.09	BCA	MPI	EJ20	GWSU-12A	21111AA007
	2000	93.10-98.11	BD4	MPI	EJ20	GWSU-12A	X2111AA033
	2000	93.10-98.11	BD5	MPI	EJ20	GWSU-12A	X2111AA033
	2000	93.10-98.11	BD5	TBO	EJ20		X2111AA042
	2000	93.10-98.11	BD5	TBO	EJ20	GWSU-15A	X2111AA082
	2000	00.05-03.04	BE5	EGI	EJ20	GWSU-12A	X2111AA033
	2000	98.11-00.04	BE5	MPI	EJ20	GWSU-12A	X2111AA033
	2000	98.11-03.04	BE5	TBO	EJ20		X2111AA042
	2000	98.11-03.04	BE5	TBO	EJ20	GWSU-15A	X2111AA082
	2000	02.11-03.04	BES	TBO	EJ20	GWSU-15A	X2111AA082
	2000	92.06-93.09	BF4	MPI	EJ20	GWSU-12A	21111AA007
	2000	89.02-93.09	BF5	MPI	EJ20	GWSU-12A	21111AA007
	2000	89.10-93.09	BF5	TBO	EJ20	GWSU-15A	21111AA026
	2000	91.06-93.09	BF5	TBO	EJ20	GWSU-16A	21111AA065
	2000	89.02-93.09	BFA	MPI	EJ20	GWSU-12A	21111AA007
	2000	93.10-98.11	BG4	MPI	EJ20	GWSU-12A	X2111AA033
	2000	93.10-98.11	BG5	MPI	EJ20	GWSU-12A	X2111AA033
	2000	93.10-98.11	BG5	TBO	EJ20		X2111AA042
	2000	93.10-98.11	BG5	TBO	EJ20	GWSU-15A	X2111AA082
	2000	93.10-98.11	BGA	MPI	EJ20	GWSU-12A	X2111AA033
	2000	00.05-03.04	BH5	EGI	EJ20	GWSU-12A	X2111AA033
	2000	98.06-00.04	BH5	MPI	EJ20	GWSU-12A	X2111AA033
	2000	98.06-03.04	BH5	TBO	EJ20		X2111AA042
	2000	98.06-03.04	BH5	TBO	EJ20	GWSU-15A	X2111AA082
	2000	04.05-	BL5	CNG	EJ20		X2111AA260
	2000	03.05-	BL5	EGI	EJ20		X2111AA260
	2000	03.05-04.02	BL5	EGI	EJ20		X2111AA280
	2000	03.05-	BL5	TBO	EJ20		X2111AA240
	2000	03.05-	BL5	TBO	EJ20		X2111AA250
	2000	03.05-	BP5	EGI	EJ20		X2111AA260
	2000	03.05-04.02	BP5	EGI	EJ20		X2111AA280
	2000	03.05-	BP5	TBO	EJ20		X2111AA240
	2000	03.05-	BP5	TBO	EJ20		X2111AA250
	2200	92.06-93.09	BF7	MPI	EJ22	GWSU-12A	21111AA007
	2200	92.06-93.09	BFB	MPI	EJ22	GWSU-12A	21111AA007
	2200	93.10-96.05	BG7	MPI	EJ22	GWSU-12A	X2111AA033
	2200	93.10-96.05	BGB	MPI	EJ22	GWSU-12A	X2111AA033
	2500	94.10-98.11	BD9	MPI	EJ25	GWSU-21A	X2111AA092
	2500	01.05-03.04	BE9	EGI	EJ25	GWSU-12A	X2111AA033
	2500	94.10-98.11	BG9	MPI	EJ25	GWSU-21A	X2111AA092
	2500	94.10-98.11	BGC	MPI	EJ25	GWSU-21A	X2111AA092
2500	99.05-03.04	BH9	EGI	EJ25	GWSU-12A	X2111AA033	
2500	98.06-00.04	BH9	MPI	EJ25	GWSU-12A	X2111AA033	
2500	00.05-01.04	BHC	EGI	EJ25	GWSU-12A	X2111AA033	
2500	98.06-00.04	BHC	MPI	EJ25	GWSU-12A	X2111AA033	
2500	03.10-04.04	BP9	EGI	EJ25		X2111AA280	
2700	87.07-91.08	AX9	EGI	ER27		21110AA110	
3000	02.01-03.04	BEE	EGI	EZ30		21110AA360	
3000	00.05-03.04	BHE	EGI	EZ30		21110AA360	
3000	03.09-04.04	BLE	EGI	EZ30		21110AA360	
3000	03.09-04.02	BPE	EGI	EZ30		21110AA360	
3300	91.09-93.10	CXD	EGI	EG33		X2111AA000	
3300	91.09-96.11	CXW	EGI	EG33		X2111AA000	

# SUBARU

CAR NAME	C.C.	YEAR	MODEL	REMARK	ENGINE	GMB NO.	OEM NO.
OUTBACK	2500	03.10-04.04	BP9	EGI	EJ25		X2111AA280
	3000	03.10-04.02	BPE	EGI	EZ30		21110AA360
PLEO	660	99.06-00.09	RA1	EGI	EN07		21111KA240
	660	03.06-04.01	RA1	EGI	EN07	GWSU-20A	21111KA271
	660	99.06-	RA1	EGI	EN07	GWSU-18A	21111KA282
	660	99.06-00.09	RA1	MPI	EN07		21111KA240
	660	98.10-	RA1	MPI	EN07	GWSU-18A	21111KA282
	660	99.06-00.09	RA1	MSC	EN07		21111KA230
	660	99.06-00.09	RA1	MSC	EN07		21111KA240
	660	98.10-04.01	RA1	MSC	EN07	GWSU-20A	21111KA271
	660	98.10-02.09	RA1	MSC	EN07	GWSU-18A	21111KA282
	660	99.06-00.09	RA2	EGI	EN07		21111KA240
	660	03.06-04.01	RA2	EGI	EN07	GWSU-20A	21111KA271
	660	99.06-	RA2	EGI	EN07	GWSU-18A	21111KA282
	660	99.06-00.09	RA2	MPI	EN07		21111KA240
	660	98.10-	RA2	MPI	EN07	GWSU-18A	21111KA282
	660	99.06-00.09	RA2	MSC	EN07		21111KA230
	660	99.06-00.09	RA2	MSC	EN07		21111KA240
	660	99.06-04.01	RA2	MSC	EN07	GWSU-20A	21111KA271
	660	98.10-02.09	RA2	MSC	EN07	GWSU-18A	21111KA282
	660	00.10-	RV1	EGI	EN07	GWSU-18A	21111KA282
	660	99.06-00.09	RV1	MPI	EN07		21111KA240
660	98.10-00.09	RV1	MPI	EN07	GWSU-18A	21111KA282	
660	00.10-	RV2	EGI	EN07	GWSU-18A	21111KA282	
660	99.06-00.09	RV2	MPI	EN07		21111KA240	
660	98.10-00.09	RV2	MPI	EN07	GWSU-18A	21111KA282	
R2	660	03.12-04.02	RC1	EGI	EN07	GWSU-20A	21111KA271
	660	03.12-04.02	RC1	EGI	EN07	GWSU-18A	21111KA282
	660	03.12-04.02	RC1	EGI	EN07		21111KA310
	660	03.12-04.02	RC2	EGI	EN07	GWSU-20A	21111KA271
	660	03.12-04.02	RC2	EGI	EN07	GWSU-18A	21111KA282
	660	03.12-04.02	RC2	EGI	EN07		21111KA310
REX	550	86.11-89.06	KG1	GAS	EK23		497095400
	550	88.03-89.06	KG1	GAS	EK23		497095500
	550	88.03-89.06	KG1	SPC	EK23		497095500
	550	87.02-89.06	KG2	GAS	EK23		497095400
	550	86.11-89.06	KN1	GAS	EK23		497095400
	550	88.03-89.06	KN1	SPC	EK23		497095500
	550	86.11-89.06	KN2	GAS	EK23		497095400
	550	89.06-90.02	KH1	GAS	EN05		21111KA002
	550	89.06-90.02	KH1	SPC	EN05		21111KA032
	550	89.06-90.02	KH2	GAS	EN05		21111KA002
	550	89.06-90.02	KH2	SPC	EN05		21111KA032
	550	89.06-90.02	KP1	GAS	EN05		21111KA002
	550	89.06-90.02	KP1	SPC	EN05		21111KA032
	550	89.06-90.02	KP2	GAS	EN05		21111KA002
	660	90.03-92.03	KH3	EMI	EN07	GWSU-18A	21111KA154
	660	90.03-92.03	KH3	GAS	EN07	GWSU-18A	21111KA154
	660	90.03-92.03	KH3	SPC	EN07	GWSU-18A	21111KA154
	660	90.03-92.03	KH4	EMI	EN07	GWSU-18A	21111KA154
	660	90.03-92.03	KH4	SPC	EN07	GWSU-18A	21111KA154
	660	90.03-92.03	KP3	GAS	EN07	GWSU-18A	21111KA154
660	90.03-92.03	KP3	MPI	EN07	GWSU-18A	21111KA154	
660	90.03-92.03	KP4	GAS	EN07	GWSU-18A	21111KA154	
SAMBAR	550	82.09-90.04	KR1	GAS	EK23		497095400
	550	83.09-90.04	KR1	LPG	EK23		497095400
	550	82.09-87.08	KR2	GAS	EK23		497095400
	550	87.09-90.04	KR5	GAS	EK23		497095400
	550	87.09-90.04	KR6	GAS	EK23		497095400

# SUBARU

CAR NAME	C.C.	YEAR	MODEL	REMARK	ENGINE	GMB NO.	OEM NO.
SAMBAR	550	82.09-90.04	KT1	GAS	EK23		497095400
	550	83.09-90.04	KT1	LPG	EK23		497095400
	550	82.09-87.08	KT2	GAS	EK23		497095400
	550	83.09-87.08	KT2	LPG	EK23		497095400
	550	87.09-90.04	KT6	GAS	EK23		497095400
	660	90.03-96.09	KS3	GAS	EN07	GWSU-17A	21111KA142
	660	95.10-98.12	KS3	GAS	EN07		21111KA292
	660	90.03-96.09	KS3	LPG	EN07	GWSU-17A	21111KA142
	660	95.10-98.12	KS3	LPG	EN07		21111KA292
	660	95.10-96.09	KS3	MPI	EN07	GWSU-17A	21111KA142
	660	95.10-98.12	KS3	MPI	EN07		21111KA292
	660	90.03-96.09	KS3	SPC	EN07	GWSU-17A	21111KA142
	660	95.10-98.12	KS3	SPC	EN07		21111KA292
	660	90.03-96.09	KS4	GAS	EN07	GWSU-17A	21111KA142
	660	95.10-98.12	KS4	GAS	EN07		21111KA292
	660	90.03-96.09	KS4	LPG	EN07	GWSU-17A	21111KA142
	660	95.10-98.12	KS4	LPG	EN07		21111KA292
	660	97.11-98.12	KS4	MPI	EN07		21111KA292
	660	90.03-96.09	KS4	SPC	EN07	GWSU-17A	21111KA142
	660	95.10-98.12	KS4	SPC	EN07		21111KA292
	660	90.03-96.09	KV3	GAS	EN07	GWSU-17A	21111KA142
	660	95.10-98.12	KV3	GAS	EN07		21111KA292
	660	90.03-95.09	KV3	LPG	EN07	GWSU-17A	21111KA142
	660	95.10-96.09	KV3	MPI	EN07	GWSU-17A	21111KA142
	660	95.10-98.12	KV3	MPI	EN07		21111KA292
	660	90.03-96.09	KV3	SPC	EN07	GWSU-17A	21111KA142
	660	95.10-98.12	KV3	SPC	EN07		21111KA292
	660	90.03-96.09	KV4	GAS	EN07	GWSU-17A	21111KA142
	660	95.10-96.09	KV4	GAS	EN07		21111KA292
	660	95.10-96.09	KV4	MPI	EN07	GWSU-17A	21111KA142
	660	95.10-98.12	KV4	MPI	EN07		21111KA292
	660	90.03-96.09	KV4	SPC	EN07	GWSU-17A	21111KA142
	660	95.10-98.12	KV4	SPC	EN07		21111KA292
	660	99.01-	TT1	EGI	EN07		21111KA292
	660	99.01-03.10	TT1	LPG	EN07		21111KA292
	660	99.01-	TT1	MSC	EN07		21111KA292
	660	99.01-	TT2	EGI	EN07		21111KA292
	660	99.01-03.10	TT2	LPG	EN07		21111KA292
	660	99.01-	TT2	MSC	EN07		21111KA292
	660	99.01-	TV1	EGI	EN07		21111KA292
	660	99.01-	TV1	MSC	EN07		21111KA292
	660	99.01-	TV2	EGI	EN07		21111KA292
	660	99.01-02.08	TV2	MSC	EN07		21111KA292
660	99.01-	TW1	EGI	EN07		21111KA292	
660	99.01-	TW1	MSC	EN07		21111KA292	
660	99.01-	TW2	EGI	EN07		21111KA292	
660	99.01-	TW2	MSC	EN07		21111KA292	
TRAVIQ	1800	03.07-04.12	XM182	EGI	Z18		90543935
	2200	01.08-04.12	XM220	EGI	Z22		93178602
	2200	01.08-04.12	XM220	EGI	Z22		93181118
VIVIO	660	92.03-98.09	KK3	MPI	EN07	GWSU-18A	21111KA154
	660	92.03-98.09	KK3	MSC	EN07	GWSU-18A	21111KA154
	660	92.03-98.09	KK3	MSC	EN07	GWSU-20A	21111KA271
	660	92.03-98.09	KK4	MPI	EN07	GWSU-18A	21111KA154
	660	92.03-98.09	KK4	MSC	EN07	GWSU-18A	21111KA154
	660	92.03-98.09	KK4	MSC	EN07	GWSU-20A	21111KA271
	660	92.03-98.09	KW3	GAS	EN07	GWSU-18A	21111KA154
	660	92.03-98.09	KW4	GAS	EN07	GWSU-18A	21111KA154
	660	93.05-94.01	KY3	MPI	EN07	GWSU-18A	21111KA154
660	94.02-95.09	KY3	SPC	EN07	GWSU-18A	21111KA154	

# SUBARU

CAR NAME	C.C.	YEAR	MODEL	REMARK	ENGINE	GMB NO.	OEM NO.
----------	------	------	-------	--------	--------	---------	---------

## EXPORT MODEL

GWSU-05A (31076-4310) GWSU-01A W/LARGE TUBE(USA)  
GWSU-07RK (39745-7100) IMPELLER SET

# **SUZUKI**

## ***CAR NAME***

<b>AERIO</b>
<b>ALTO</b>
<b>CAPPUCCINO</b>
<b>CARA</b>
<b>CARRY</b>
<b>CERVO</b>
<b>CHEVROLET CURZE</b>
<b>CULTUS</b>
<b>CULTUS CESCENT</b>
<b>ESCUDO</b>
<b>EVERY</b>
<b>FRONTE</b>
<b>JIMMNY</b>
<b>Kei</b>
<b>LAPIN</b>
<b>MIGHTY BOY</b>
<b>MR WAGON</b>
<b>SWIFT</b>
<b>TWIN</b>
<b>WAGON R</b>
<b>X-90</b>



# SUZUKI

CAR NAME	C.C.	YEAR	MODEL	REMARK	ENGINE	GMB NO.	OEM NO.
AERIO	1500	01.11-04.07	RA21S	EPI	M15A	GWS-34A	17400-69G00
	1500	01.11-04.07	RA21S	EPI	M15A		17400-69G01
	1500	01.01-04.07	RB21S	EPI	M15A	GWS-34A	17400-69G00
	1500	01.01-04.07	RB21S	EPI	M15A		17400-69G01
	1800	03.01-04.07	RC51S	EPI	M18A	GWS-34A	17400-69G00
	1800	03.01-04.07	RC51S	EPI	M18A		17400-69G01
	1800	03.01-04.07	RD51S	EPI	M18A	GWS-34A	17400-69G00
	1800	03.01-04.07	RD51S	EPI	M18A		17400-69G01
ALTO	550	84.09-88.09	CA71V	GAS	F5A	GWS-11A	17400-78821
	550	85.09-86.07	CA71V	TBO	F5A	GWS-11A	17400-78821
	550	86.07-87.08	CA72V	EPI	F5A	GWS-11A	17400-78821
	550	86.07-88.09	CA72V	GAS	F5A	GWS-11A	17400-78821
	550	87.02-88.09	CA72V	TBO	F5A	GWS-11A	17400-78821
	550	86.07-88.09	CC72V	EPI	F5A	GWS-11A	17400-78821
	550	86.07-88.09	CC72V	GAS	F5A	GWS-11A	17400-78821
	550	87.02-88.09	CC72V	TBO	F5A	GWS-11A	17400-78821
	550	81.10-85.12	SS40V		F5A	GWS-11A	17400-78821
	550	79.05-82.10	SS40V		F5A	GWS-10A	17400-78830
	550	83.10-85.12	SS41V		F5A	GWS-11A	17400-78821
	550	88.09-90.03	CL11V	EPI	F5B	GWS-18A	17400-70820
	550	88.09-90.03	CL11V	EPI	F5B	GWS-19A	17400-70830
	550	88.09-90.03	CL11V	GAS	F5B	GWS-18A	17400-70820
	550	88.09-90.03	CL11V	GAS	F5B	GWS-19A	17400-70830
	550	88.09-90.03	CL11V	TBO	F5B	GWS-18A	17400-70820
	550	88.09-90.03	CL11V	TBO	F5B	GWS-19A	17400-70830
	550	88.09-90.03	CL11V	TWT	F5B	GWS-18A	17400-70820
	550	88.09-90.03	CL11V	TWT	F5B	GWS-19A	17400-70830
	550	88.09-90.03	CM11V	GAS	F5B	GWS-18A	17400-70820
	550	88.09-90.03	CM11V	GAS	F5B	GWS-19A	17400-70830
	550	88.09-90.03	CM11V	TBO	F5B	GWS-18A	17400-70820
	550	88.09-90.03	CM11V	TBO	F5B	GWS-19A	17400-70830
	550	88.09-90.03	CM11V	TWT	F5B	GWS-18A	17400-70820
	550	88.09-90.03	CM11V	TWT	F5B	GWS-19A	17400-70830
	550	89.04-90.03	CN11S	EPI	F5B	GWS-18A	17400-70820
	550	89.04-90.03	CN11S	EPI	F5B	GWS-19A	17400-70830
	550	89.04-90.03	CN11S	GAS	F5B	GWS-18A	17400-70820
	550	89.04-90.03	CN11S	GAS	F5B	GWS-19A	17400-70830
	550	89.04-90.03	CP11S	GAS	F5B	GWS-18A	17400-70820
	550	89.04-90.03	CP11S	GAS	F5B	GWS-19A	17400-70830
	550	79.05-82.10	SS30V		T5B	GWS-04A	17400-78840
	660	90.03-91.09	CL21V	GAS	F6A	GWS-19A	17400-50813
	660	91.09-94.11	CL22V	GAS	F6A	GWS-19A	17400-50813
	660	90.03-91.09	CM21V	GAS	F6A	GWS-19A	17400-50813
	660	91.09-94.11	CM22V	GAS	F6A	GWS-19A	17400-50813
	660	92.10-94.11	CM22V	TBO	F6A	GWS-19A	17400-50813
	660	90.03-91.09	CN21S	GAS	F6A	GWS-19A	17400-50813
	660	90.03-91.09	CN21S	TBO	F6A	GWS-19A	17400-50813
	660	90.03-91.09	CN21S	TWT	F6A	GWS-19A	17400-50813
	660	91.01-91.09	CP21S	EPI	F6A	GWS-19A	17400-50813
	660	90.03-91.09	CP21S	GAS	F6A	GWS-19A	17400-50813
	660	91.01-91.09	CP21S	TBO	F6A	GWS-19A	17400-50813
	660	90.03-91.09	CP21S	TWT	F6A	GWS-19A	17400-50813
	660	91.11-93.09	CR22S	EPI	F6A	GWS-19A	17400-50813
	660	91.09-97.04	CR22S	GAS	F6A	GWS-19A	17400-50813
660	91.09-97.04	CR22S	TBO	F6A	GWS-19A	17400-50813	
660	91.09-94.11	CR22S	TWT	F6A	GWS-19A	17400-50813	
660	91.09-94.11	CS22S	EPI	F6A	GWS-19A	17400-50813	
660	91.09-94.11	CS22S	GAS	F6A	GWS-19A	17400-50813	
660	91.09-97.04	CS22S	TBO	F6A	GWS-19A	17400-50813	
660	91.09-94.11	CS22S	TWT	F6A	GWS-19A	17400-50813	
660	95.03-98.09	HA11S	EPI	F6A	GWS-19A	17400-50813	
660	94.11-98.09	HA11S	GAS	F6A	GWS-19A	17400-50813	

# SUZUKI

CAR NAME	C.C.	YEAR	MODEL	REMARK	ENGINE	GMB NO.	OEM NO.
ALTO	660	94.11-98.09	HA11S	TBO	F6A	GWS-19A	17400-50813
	660	98.10-99.10	HA12S	EPI	F6A	GWS-25A	17400-76810
	660	99.10-00.12	HA12S	EPI	F6A	GWS-26A	17400-76820
	660	98.10-99.10	HA12S	TBO	F6A	GWS-25A	17400-76810
	660	99.10-00.12	HA12S	TBO	F6A	GWS-26A	17400-76820
	660	99.05-00.12	HA12V	EPI	F6A	GWS-26A	17400-76820
	660	98.10-99.10	HA12V	GAS	F6A	GWS-25A	17400-76810
	660	94.11-98.09	HB11S	EPI	F6A	GWS-19A	17400-50813
	660	94.11-98.09	HB11S	GAS	F6A	GWS-19A	17400-50813
	660	94.11-98.09	HB11S	TBO	F6A	GWS-19A	17400-50813
	660	94.11-98.09	HC11V	GAS	F6A	GWS-19A	17400-50813
	660	94.11-98.09	HD11V	GAS	F6A	GWS-19A	17400-50813
	660	94.11-98.09	HA21S	TBO	K6A	GWS-28A*	17400-73832
	660	98.10-99.10	HA22S	EPI	K6A	GWS-28A*	17400-73832
	660	98.10-99.10	HA22S	EPI	K6A		17400-78851
	660	99.10-00.12	HA22S	EPI	K6A		17400-78871
	660	00.12-02.04	HA22S	EPI	K6A	GWS-32A*	17400-84812
	660	98.10-00.12	HA22S	TBO	K6A		17400-78851
	660	00.12-04.09	HA23S	EPI	K6A	GWS-32A*	17400-84812
	660	00.12-05.01	HA23V	EPI	K6A	GWS-32A*	17400-84812
660	04.09-	HA24S		K6A	GWS-38AH	17400-58812	
660	05.01-	HA24V		K6A	GWS-38AH	17400-58812	
660	94.11-98.09	HB21S	TBO	K6A	GWS-28A*	17400-73832	
CAPPUCCINO	660	91.10-95.05	EA11R	GAS	F6A	GWS-19A	17400-50813
	660	95.05-98.10	EA21R	EPI	K6A		17400-80812
CARA	660	93.01-96.05	PG6SS	GAS	F6A	GWS-19A	17400-50813
CARRY EVERY	360	72.01-76.12	L50		L50	GWS-01A	17400-67022
	360	72.01-76.12	L51		L50	GWS-01A	17400-67022
	550	85.04-89.05	DA71B	GAS	F5A	GWS-11A	17400-78821
	550	85.03-89.05	DA71T	GAS	F5A	GWS-11A	17400-78821
	550	88.02-89.05	DA71T	SPC	F5A	GWS-17A	17400-85821
	550	85.03-89.05	DA71V	GAS	F5A	GWS-11A	17400-78821
	550	87.08-89.05	DA71V	GAS	F5A	GWS-17A	17400-85821
	550	85.10-89.05	DA71V	TBO	F5A	GWS-11A	17400-78821
	550	85.03-89.05	DB71T	GAS	F5A	GWS-11A	17400-78821
	550	88.02-89.05	DB71T	SPC	F5A	GWS-17A	17400-85821
	550	85.03-89.05	DB71V	GAS	F5A	GWS-11A	17400-78821
	550	87.08-89.05	DB71V	GAS	F5A	GWS-17A	17400-85821
	550	85.10-89.05	DB71V	TBO	F5A	GWS-11A	17400-78821
	550	80.10-85.12	ST40#		F5A	GWS-11A	17400-78821
	550	80.10-85.12	ST40#		F5A	GWS-09A	17400-79810
	550	82.12-85.12	ST41#		F5A	GWS-11A	17400-78821
	550	82.12-85.12	ST41#		F5A	GWS-09A	17400-79810
	550	89.05-90.03	DA41B	GAS	F5B	GWS-22A	17400-62810
	550	89.05-90.03	DA41T	GAS	F5B	GWS-22A	17400-62810
	550	89.05-90.03	DA41T	SPC	F5B	GWS-22A	17400-62810
	550	89.05-90.03	DA41V	GAS	F5B	GWS-22A	17400-62810
	550	89.05-90.03	DA41V	TBO	F5B	GWS-22A	17400-62810
	550	89.05-90.03	DB41T	GAS	F5B	GWS-22A	17400-62810
	550	89.05-90.03	DB41T	SPC	F5B	GWS-22A	17400-62810
	550	89.05-90.03	DB41V	GAS	F5B	GWS-22A	17400-62810
	550	89.05-90.03	DB41V	TBO	F5B	GWS-22A	17400-62810
	550	76.04-79.06	SH10		LJ50	GWS-02A	17400-72811
	550	76.04-79.06	ST10		LJ50	GWS-02A	17400-72811
	550	76.04-79.06	ST20		LJ50	GWS-02A	17400-72811
	550	79.04-85.12	ST30#		LJ50	GWS-02A	17400-72811
	550	81.09-85.12	ST31#		LJ50	GWS-02A	17400-72811
660	90.03-91.09	DA51B	GAS	F6A	GWS-14A	17400-71811	
660	90.03-91.09	DA51T	GAS	F6A	GWS-14A	17400-71811	
660	90.02-91.09	DA51V	GAS	F6A	GWS-14A	17400-71811	

# SUZUKI

CAR NAME	C.C.	YEAR	MODEL	REMARK	ENGINE	GMB NO.	OEM NO.
CARRY/EVERY	660	90.03-91.09	DA51V	TBO	F6A	GWS-14A	17400-71811
	660	99.01-99.11	DA52T	EPI	F6A	GWS-25A	17400-78860
	660	99.11-01.09	DA52T	EPI	F6A	GWS-26A	17400-78880
	660	99.01-99.11	DA52T	GAS	F6A	GWS-25A	17400-78860
	660	99.01-99.11	DA52T	TBO	F6A	GWS-25A	17400-78860
	660	99.11-00.05	DA52T	TBO	F6A	GWS-26A	17400-78880
	660	99.12-01.09	DA52V	CNG	F6A	GWS-26A	17400-78880
	660	99.01-99.11	DA52V	EPI	F6A	GWS-25A	17400-78860
	660	99.11-01.09	DA52V	EPI	F6A	GWS-26A	17400-78880
	660	99.01-99.11	DA52V	EV	F6A	GWS-25A	17400-78860
	660	99.01-99.11	DA52V	TBO	F6A	GWS-25A	17400-78860
	660	99.11-01.09	DA52V	TBO	F6A	GWS-26A	17400-78880
	660	99.06-99.11	DA52W	TBO	F6A	GWS-25A	17400-78860
	660	99.11-01.09	DA52W	TBO	F6A	GWS-26A	17400-78880
	660	90.03-91.09	DB51T	GAS	F6A	GWS-14A	17400-71811
	660	90.03-91.09	DB51V	GAS	F6A	GWS-14A	17400-71811
	660	90.03-91.09	DB51V	TBO	F6A	GWS-14A	17400-71811
	660	99.01-99.11	DB52T	EPI	F6A	GWS-25A	17400-78860
	660	99.11-01.09	DB52T	EPI	F6A	GWS-26A	17400-78880
	660	99.01-99.11	DB52T	TBO	F6A	GWS-25A	17400-78860
	660	99.11-00.05	DB52T	TBO	F6A	GWS-26A	17400-78880
	660	99.12-01.09	DB52V	CNG	F6A	GWS-26A	17400-78880
	660	99.01-99.11	DB52V	EPI	F6A	GWS-25A	17400-78860
	660	99.11-01.09	DB52V	EPI	F6A	GWS-26A	17400-78880
	660	99.01-99.11	DB52V	TBO	F6A	GWS-25A	17400-78860
	660	99.11-01.09	DB52V	TBO	F6A	GWS-26A	17400-78880
	660	91.09-97.04	DC51B	GAS	F6A	GWS-21A	17400-51812
	660	91.09-99.01	DC51T	GAS	F6A	GWS-21A	17400-51812
	660	97.04-99.01	DC51T	TBO	F6A	GWS-21A	17400-51812
	660	91.09-97.04	DD51B	GAS	F6A	GWS-21A	17400-51812
	660	91.09-99.01	DD51T	GAS	F6A	GWS-21A	17400-51812
	660	97.04-99.01	DD51T	TBO	F6A	GWS-21A	17400-51812
	660	91.09-99.01	DE51V	EPI	F6A	GWS-21A	17400-51812
	660	91.09-99.01	DE51V	GAS	F6A	GWS-21A	17400-51812
	660	91.09-99.01	DE51V	TBO	F6A	GWS-21A	17400-51812
	660	91.09-99.01	DF51V	EPI	F6A	GWS-21A	17400-51812
	660	91.09-99.01	DF51V	GAS	F6A	GWS-21A	17400-51812
	660	91.09-99.01	DF51V	TBO	F6A	GWS-21A	17400-51812
	660	01.09-02.05	DA62T	EPI	K6A	GWS-37A*	17400-65813
	660	01.11-	DA62V	CNG	K6A	GWS-37A*	17400-65814
	660	01.09-	DA62V	EPI	K6A	GWS-37A*	17400-65814
	660	01.09-	DA62V	TBO	K6A	GWS-37A*	17400-65814
	660	01.09-	DA62W	EPI	K6A	GWS-37A*	17400-65814
	660	01.09-	DA62W	TBO	K6A	GWS-37A*	17400-65814
	660	02.05-	DA63T	EPI	K6A	GWS-37A*	17400-65814
660	05.08-	DA64V		K6A		17400-68810	
660	05.08-	DA64W		K6A		17400-68810	
1300	99.06-05.07	DA32W	EPI	G13B		17400-82824	
CERVO	550	82.06-88.01	SS40	GAS	F5A	GWS-11A	17400-78821
	550	82.06-83.05	SS40	GAS	F5A	GWS-10A	17400-78830
	550	83.11-85.01	SS40	TBO	F5A	GWS-11A	17400-78821
	550	89.01-90.07	CG72V	GAS	F5B	GWS-18A	17400-70820
	550	88.01-89.01	CG72V	GAS	F5B		17400-81811
	550	89.01-90.07	CH72V	GAS	F5B	GWS-18A	17400-70820
	550	88.01-89.01	CH72V	GAS	F5B		17400-81811
	550	77.10-82.06	SS20		T5A	GWS-05A	17400-70810
	660	90.11-91.09	CN21S	EPI	F6A	GWS-19A	17400-50813
	660	90.11-91.09	CN21S	GAS	F6A	GWS-19A	17400-50813
	660	90.07-91.09	CN21S	TBO	F6A	GWS-19A	17400-50813
	660	91.09-97.05	CN22S	EPI	F6A	GWS-19A	17400-50813
	660	91.09-98.06	CN22S	GAS	F6A	GWS-19A	17400-50813
	660	91.09-97.05	CN22S	TBO	F6A	GWS-19A	17400-50813

# SUZUKI

CAR NAME	C.C.	YEAR	MODEL	REMARK	ENGINE	GMB NO.	OEM NO.
CERVO	660	90.11-91.09	CP21S	EPI	F6A	GWS-19A	17400-50813
	660	90.11-91.09	CP21S	GAS	F6A	GWS-19A	17400-50813
	660	90.11-91.09	CP21S	TBO	F6A	GWS-19A	17400-50813
	660	91.09-98.06	CP22S	EPI	F6A	GWS-19A	17400-50813
	660	91.09-98.06	CP22S	GAS	F6A	GWS-19A	17400-50813
	660	91.09-97.05	CP22S	TBO	F6A	GWS-19A	17400-50813
	660	90.07-91.09	CN31S	TWT	F6B		17400-52811
	660	91.09-97.05	CN32S	TWT	F6B		17400-52811
	660	90.07-91.09	CP31S	TWT	F6B		17400-52811
	660	91.09-97.05	CP32S	TWT	F6B		17400-52811
CHEVROLET CRUZE	1300	01.11-03.11	HR51S	EPI	M13A	GWS-34A	17400-69G00
	1300	01.11-03.11	HR51S	EPI	M13A		17400-69G01
	1300	03.11-05.03	HR52S	EPI	M13A	GWS-34A	17400-69G00
	1300	03.11-05.04	HR52S	EPI	M13A		17400-69G01
	1500	02.12-03.11	HR81S	EPI	M15A	GWS-34A	17400-69G00
	1500	02.12-03.11	HR81S	EPI	M15A		17400-69G01
	1500	03.11-05.03	HR82S	EPI	M15A	GWS-34A	17400-69G00
	1500	03.11-05.04	HR82S	EPI	M15A		17400-69G01
CULTUS	1000	86.06-88.09	AA43S	EPI	G10	GWS-30A	17400-83815
	1000	86.06-88.09	AA43S	GAS	G10	GWS-30A	17400-83815
	1000	86.06-88.09	AA43V	GAS	G10	GWS-30A	17400-83815
	1000	92.07-00.05	AA44S	EPI	G10		17400-82824
	1000	88.09-98.05	AA44S	GAS	G10		17400-82824
	1000	86.06-88.09	AB43S	GAS	G10	GWS-30A	17400-83815
	1000	96.12-00.05	AB44S	EPI	G10		17400-82824
	1000	88.09-00.05	AB44S	GAS	G10		17400-82824
	1300	86.06-88.09	AA53S	GAS	G13A		17400-82824
	1300	86.06-88.09	AA53S	GAS	G13A	GWS-30A	17400-83815
	1300	86.06-88.09	AB53S	GAS	G13A		17400-82824
	1300	86.06-88.09	AB53S	GAS	G13A	GWS-30A	17400-83815
	1300	86.06-88.09	AA33S	TWC	G13B		17400-82824
	1300	88.09-91.07	AA34S	EPI	G13B		17400-82824
	1300	88.09-00.05	AA34S	GAS	G13B		17400-82824
	1300	86.06-88.09	AB33S	TWC	G13B		17400-82824
	1300	88.09-00.05	AB34S	GAS	G13B		17400-82824
	1300	89.10-91.07	AF34S	EPI	G13B		17400-82824
	1300	89.10-00.05	AF34S	GAS	G13B		17400-82824
	1300	92.01-00.05	AK34S	GAS	G13B		17400-82824
	1300	98.05-99.05	GA11S	EPI	G13B		17400-82824
	1500	91.07-95.03	AH64S	GAS	G15A	GWS-16A	17400-60815
	1500	91.07-95.03	AJ64S	GAS	G15A	GWS-16A	17400-60815
	1500	98.05-02.07	GC21S	EPI	G15A	GWS-23A	17400-61820
	1500	98.05-02.07	GC21W	EPI	G15A	GWS-23A	17400-61820
	1600	89.06-91.07	AH14S	GAS	G16A	GWS-16A	17400-60815
	1600	89.10-95.03	AJ14S	GAS	G16A	GWS-16A	17400-60815
	1600	98.05-99.05	GB31S	EPI	G16A	GWS-23A	17400-61820
	1600	98.05-02.07	GD31S	EPI	G16A	GWS-23A	17400-61820
	1600	98.05-02.07	GD31W	EPI	G16A	GWS-23A	17400-61820
1800	98.05-02.07	GC41W	EPI	J18A	GWS-36A*	17400-77810	
CULTUS CRESCENT	1300	95.01-98.05	GA11S	EPI	G13B		17400-82824
	1500	95.01-96.02	GA21S	EPI	G15A	GWS-16A	17400-60815
	1500	95.01-96.02	GB21S	EPI	G15A	GWS-16A	17400-60815
	1500	95.01-97.04	GC21S	EPI	G15A	GWS-16A	17400-60815
	1500	97.05-98.05	GC21S	EPI	G15A	GWS-23A	17400-61820
	1500	96.02-97.04	GC21W	EPI	G15A	GWS-16A	17400-60815
	1500	97.05-98.05	GC21W	EPI	G15A	GWS-23A	17400-61820
	1500	95.01-96.02	GD21S	EPI	G15A	GWS-16A	17400-60815
	1600	96.02-97.04	GB31S	EPI	G16A	GWS-16A	17400-60815
	1600	97.05-98.05	GB31S	EPI	G16A	GWS-23A	17400-61820
	1600	96.02-97.04	GD31S	EPI	G16A	GWS-16A	17400-60815

# SUZUKI

CAR NAME	C.C.	YEAR	MODEL	REMARK	ENGINE	GMB NO.	OEM NO.
CULTUS CRESCENT	1600	97.05-98.05	GD31S	EPI	G16A	GWS-23A	17400-61820
	1600	96.02-97.04	GD31W	EPI	G16A	GWS-16A	17400-60815
	1600	97.05-98.05	GD31W	EPI	G16A	GWS-23A	17400-61820
	1800	96.02-98.05	GC41W	EPI	J18A	GWS-36A*	17400-77810
ESCUDO	1600	88.05-97.11	TA01R	EPI	G16A	GWS-16A	17400-60815
	1600	88.05-90.10	TA01V	EPI	G16A	GWS-16A	17400-60815
	1600	88.05-97.11	TA01W	EPI	G16A	GWS-16A	17400-60815
	1600	97.11-02.11	TA02W	EPI	G16A	GWS-23A	17400-61820
	1600	90.09-97.11	TD01W	EPI	G16A	GWS-16A	17400-60815
	1600	97.11-00.04	TD02W	EPI	G16A	GWS-23A	17400-61820
	2000	94.12-96.11	TA11W	GAS	H20A	GWS-20A	17400-85830
	2000	94.12-96.11	TD11W	GAS	H20A	GWS-20A	17400-85830
	2000	96.10-97.10	TA51W	EPI	J20A	GWS-36A*	17400-77810
	2000	97.11-02.11	TA52W	EPI	J20A	GWS-36A*	17400-77810
	2000	96.10-97.10	TD51W	EPI	J20A	GWS-36A*	17400-77810
	2000	97.11-00.04	TD52W	EPI	J20A	GWS-36A*	17400-77810
	2000	98.11-05.05	TL52W	EPI	J20A	GWS-36A*	17400-77812
	2000	94.12-96.11	TA31W	DTB	RF		17400-78E00
	2000	94.12-96.11	TA31W	DTB	RF		17400-78E01
	2000	96.10-97.10	TD31W	DIE	RF		17400-78E00
	2000	96.10-97.10	TD31W	DIE	RF		17400-78E01
	2000	96.10-97.10	TD31W	DIE	RF		17400-78E02
	2000	94.12-96.11	TD31W	DTB	RF		17400-78E00
	2000	94.12-96.11	TD31W	DTB	RF		17400-78E01
	2000	98.02-99.10	TD32W	DTB	RF		17400-78E00
	2000	98.02-99.10	TD32W	DTB	RF		17400-78E01
	2000	98.02-99.10	TD32W	DTB	RF		17410-78E02
	2500	96.10-97.10	TD61W	EPI	H25A	GWS-20A	17400-85830
2500	98.02-05.05	TD62W	EPI	H25A	GWS-20A	17400-85830	
2700	05.02-	TD94W		H27A		17400-66810	
2700	00.12-	TX92W	EPI	H27A	GWS-20A	17400-85830	
FRONTE	360	71.01-76.12	LC10W		LC10W	GWS-05A	17400-70020
	360	71.01-76.12	LC20		LC10W	GWS-05A	17400-70020
	450	77.08-79.04	SS11		AB10	GWS-07A	17400-74001
	450	76.04-77.10	SS10		T4A		17400-70020
	450	76.04-77.10	SS12		T4A		17400-70020
	550	87.01-88.09	CB72S	EPI	F5A	GWS-11A	17400-78821
	550	86.07-88.09	CB72S	GAS	F5A	GWS-11A	17400-78821
	550	88.01-88.09	CD72S	GAS	F5A	GWS-11A	17400-78821
	550	79.05-84.12	SS40		F5A	GWS-03A	17400-73012
	550	79.05-84.12	SS40		F5A	GWS-11A	17400-78821
	550	79.05-84.12	SS40		F5A	GWS-10A	17400-78830
	550	88.09-89.04	CN11S	GAS	F5B	GWS-18A	17400-70820
	550	88.09-89.04	CP11S	GAS	F5B	GWS-18A	17400-70820
	550	77.10-80.05	SS20		T5A	GWS-05A	17400-70810
550	79.05-80.08	SS30		T5B	GWS-04A	17400-78840	
JIMMNY	360	72.01-76.12	---		LJ20	GWS-01A	17400-67022
	550	86.01-90.03	JA71C	TBO	F5A	GWS-11A	17400-78821
	550	86.01-90.03	JA71V	TBO	F5A	GWS-11A	17400-78821
	550	76.03-88.05	SJ10		LJ50	GWS-02A	17400-72811
	550	81.05-88.12	SJ30	GAS	LJ50	GWS-02A	17400-72811
	550	81.05-88.12	SJ30V	GAS	LJ50	GWS-02A	17400-72811
	660	90.03-91.06	JA11C	TBO	F6A		17400-83831
	660	91.06-95.11	JA11C	TBO	F6A	GWS-24A	17400-83841
	660	90.03-91.06	JA11V	TBO	F6A		17400-83831
	660	91.06-95.11	JA11V	TBO	F6A	GWS-24A	17400-83841
	660	95.11-98.10	JA12C	TBO	F6A	GWS-24A	17400-83841
	660	95.11-98.10	JA12V	TBO	F6A	GWS-24A	17400-83841
	660	95.11-98.10	JA12W	TBO	F6A	GWS-24A	17400-83841
	660	95.11-98.10	JA22W	TBO	K6A		17400-80812

# SUZUKI

CAR NAME	C.C.	YEAR	MODEL	REMARK	ENGINE	GMB NO.	OEM NO.
JIMMNY	660	00.11-02.01	JB23W	EPI	K6A	GWS-27A*	17400-81821
	660	98.10-02.01	JB23W	TBO	K6A	GWS-27A*	17400-81821
	660	02.01-04.10	JB23W	TBO	K6A	GWS-33A*	17400-83871
	1300	84.11-88.12	JA51C	GAS	G13A	GWS-30A	17400-83815
	1300	84.11-87.02	JA51V	GAS	G13A	GWS-30A	17400-83815
	1300	84.11-88.12	JA51W	GAS	G13A	GWS-30A	17400-83815
	1300	95.11-97.12	JB32W	GAS	G13B	GWS-30A	17400-83815
	1300	98.01-00.04	JB33W	EPI	G13B	GWS-30A	17400-83815
	1300	93.05-98.01	JB31W	GAS	G13BA	GWS-30A	17400-83815
	1300	00.04-04.10	JB43W	EPI	M13A	GWS-34A	17400-69G00
	1300	00.04-04.10	JB43W	EPI	M13A		17400-69G01
Kei	660	98.10-99.10	HN11S	TBO	F6A	GWS-25A	17400-76810
	660	99.10-	HN11S	TBO	F6A	GWS-26A	17400-76820
	660	01.04-	HN12S	TBO	F6A	GWS-26A	17400-76820
	660	98.10-99.10	HN21S	EPI	K6A		17400-78851
	660	00.10-	HN21S	EPI	K6A		17400-78871
	660	98.10-	HN21S	TBO	K6A		17400-78851
	660	01.04-04.04	HN22S	EPI	K6A	GWS-32A*	17400-84812
	660	01.04-01.11	HN22S	TBO	K6A		17400-83862
	660	01.04-	HN22S	TBO	K6A	GWS-35A*	17400-84822
LAPIN	660	02.01-04.04	HE21S	EPI	K6A	GWS-32A*	17400-84812
	660	02.10-04.10	HE21S	TBO	K6A	GWS-35A*	17400-84822
	660	04.10-	HE21S	TBO	K6A		17400-84840
MIGHTYBOY	550	83.02-88.01	SS40T	GAS	F5A	GWS-11A	17400-78821
MR WAGON	660	01.12-04.04	MF21S	EPI	K6A	GWS-32A*	17400-84812
	660	01.12-	MF21S	TBO	K6A	GWS-35A*	17400-84822
SWIFT	1300	00.02-05.03	HT51S	EPI	M13A	GWS-34A	17400-69G00
	1300	00.02-	HT51S	EPI	M13A		17400-69G01
	1300	04.11-	ZC11S		M13A	GWS-34A	17400-69G00
	1300	04.11-	ZD11S		M13A	GWS-34A	17400-69G00
	1500	03.06-05.03	HT81S	EPI	M15A	GWS-34A	17400-69G00
	1500	03.06-	HT81S	EPI	M15A		17400-69G01
	1500	04.11-	ZC21S		M15A	GWS-34A	17400-69G00
	1500	04.11-	ZD21S		M15A	GWS-34A	17400-69G00
TWIN	660	04.01-05.03	EC22S	EPI	K6A	GWS-38AH	17400-58812
	660	03.01-05.03	EC22S	EPI	K6A	GWS-32A*	17400-84812
WAGON R	660	93.09-98.10	CT21S	EPI	F6A	GWS-19A	17400-50813
	660	95.02-98.10	CT21S	TBO	F6A	GWS-19A	17400-50813
	660	93.09-98.10	CV21S	EPI	F6A	GWS-19A	17400-50813
	660	95.02-98.10	CV21S	TBO	F6A	GWS-19A	17400-50813
	660	99.06-99.10	MC11S	CNG	F6A	GWS-25A	17400-76810
	660	99.10-	MC11S	CNG	F6A	GWS-26A	17400-76820
	660	98.10-99.10	MC11S	EPI	F6A	GWS-25A	17400-76810
	660	99.11-	MC11S	EPI	F6A	GWS-26A	17400-76820
	660	98.10-99.10	MC11S	TBO	F6A	GWS-25A	17400-76810
	660	99.10-00.12	MC11S	TBO	F6A	GWS-26A	17400-76820
	660	00.12-01.11	MC12S	TBO	F6A	GWS-26A	17400-76820
	660	97.04-98.10	CT51S	EPI	K6A	GWS-28A*	17400-73832
	660	97.04-98.10	CT51S	TBO	K6A	GWS-28A*	17400-73832
	660	97.04-98.10	CV51S	EPI	K6A	GWS-28A*	17400-73832
	660	97.04-98.10	CV51S	TBO	K6A	GWS-28A*	17400-73832
	660	98.10-99.10	MC21S	EPI	K6A		17400-78851
	660	99.10-00.12	MC21S	EPI	K6A		17400-78871
	660	98.10-00.12	MC21S	TBO	K6A		17400-78851
	660	00.12-03.09	MC22S	EPI	K6A	GWS-32A*	17400-84812
	660	00.12-01.11	MC22S	TBO	K6A		17400-83862

# SUZUKI

CAR NAME	C.C.	YEAR	MODEL	REMARK	ENGINE	GMB NO.	OEM NO.
WAGON R	660	01.11-03.09	MC22S	TBO	K6A	GWS-35A*	17400-84822
	660	03.09-04.04	MH21S	EPI	K6A	GWS-38AH	17400-58812
	660	03.09-04.04	MH21S	TBO	K6A	GWS-39AH	17400-58822
	1000	97.02-99.06	MA61S	EPI	K10A	GWS-28A*	17400-73832
	1000	97.02-99.06	MA61S	TBO	K10A	GWS-28A*	17400-73832
	1000	99.05-	MA63S	EPI	K10A		17400-78851
	1000	99.05-	MA63S	TBO	K10A		17400-78851
	1000	00.12-02.11	MA64S	EPI	K10A		17400-78851
	1000	97.02-99.06	MB61S	EPI	K10A	GWS-28A*	17400-73832
	1000	97.02-99.06	MB61S	TBO	K10A	GWS-28A*	17400-73832
	1300	00.12-05.03	MA34S	EPI	M13A	GWS-34A	17400-69G00
	1300	00.12-05.08	MA34S	EPI	M13A		17400-69G01
X-90	1600	95.10-97.12	LB11S	GAS	G16A	GWS-16A	17400-60815

## ADDITIONAL ITEMS

GWS-08A (17400-82811) LIGHT DUTY TYPE OF GWS-12A  
 GWS-13A (17400-70B00) (KOREA)  
 GWS-14A (17400-70D00) (KOREA)

# TOYOTA

## CAR NAME

ALLEX	IPSAM	STOUT
ALLION	ISIS	SUCCEED
ALPHARD	IST	SUPRA
ALTEZZA	KLUGER L	TARCEL
ARISTO	KLUGER V	TOWN ACE
ARVAN SUPPORT	LAND CRUISER	TOWN ACE NOAH
AVENSIS	LITEACE	TOYO ACE
bB	LITEACE NOAH	TRUCK BUS
BLIZZARD	MACCY DYNA	VEROSSA
BREVIS	MARK II	VISTA
CALDINA	MARK X	VITZ
CAMI	MASTER ACE	VOLTZ
CAMRY	MR2	VOXY
CAREN	MR-S	WILL
CARIB	NADIA	WILL CYPA
CARINA	NOAH	WINDOM
CELICA	OPA	WISH
CELSIOR	PASSO	
CENTURY	PLATZ	
CHASER	PORTE	
COASTER	PREMIO	
COMFORT	PRIUS	
COROLLA	PROBOX	
COROLLA II	PROGRES	
CORONA	PRONARD	
CORSA	PUBLICA	
CRESTA	QUICK DELIVERY	
CROWN	RAUM	
CYNOS	RAV4	
DELIBOY	REGIUS	
DUET	REGIUS ACE	
DYNA	SCEPTER	
ESTIMA	SERA	
FUNCARGO	SIENTA	
GAIA	SOARER	
GRANVIA	SPACIO	
HARRIER	SPARKY	
HIACE	SPRINTER	
HIACE VAN WAGON COMMUTER	SPRINTER CARIB	
HILUX	STARLET	



# TOYOTA

CAR NAME	C.C.	YEAR	MODEL	REMARK	ENGINE	GMB NO.	OEM NO.
ALLEX	1500	01.01-04.04	NZE121	EFI	1NZFE	GWT-101A	16100-29155
	1500	01.01-04.04	NZE124	EFI	1NZFE	GWT-101A	16100-29155
	1800	02.09-04.04	ZZE122	EFI	1ZZFE	GWT-133A	16100-29415
	1800	02.09-04.04	ZZE124	EFI	1ZZFE	GWT-133A	16100-29415
	1800	01.01-05.03	ZZE123	EFI	2ZZGE	GWT-124A	16100-29145
ALLION	1500	01.12-04.02	NZT240	EFI	1NZFE	GWT-101A	16100-29155
	1800	01.12-04.02	ZZT240	EFI	1ZZFE	GWT-133A	16100-29415
	1800	01.12-04.02	ZZT245	EFI	1ZZFE	GWT-133A	16100-29415
	2000	01.12-04.12	AZT240	D4	1AZFSE	GWT-119A	16100-28040
ALPHARD	2400	02.05-04.05	ANH10W	EFI	2AZFE	GWT-119A	16100-28040
	2400	02.05-04.05	ANH15W	EFI	2AZFE	GWT-119A	16100-28040
	2400	03.07-04.02	A-ATH10W	EPI	2AZFXE		16100-28050
	3000	02.05-	MNH10W	EFI	1MZFE	GWT-92A	16100-29085
	3000	02.05-	MNH15W	EFI	1MZFE	GWT-92A	16100-29085
ALTEZZA	2000	98.10-05.07	GXE10	EFI	1GFE		16100-79285
	2000	98.10-01.06	GXE10	EFI	1GFE		16100-79285
	2000	01.06-05.07	GXE10W	EFI	1GFE		16100-79285
	2000	02.01-05.07	GXE15W	EFI	1GFE		16100-79285
	2000	98.10-05.03	SXE10	EFI	3SGE	GWT-122A*	16100-79225
	2000	01.05-05.07	SXE10	EFI	3SGE	GWT-122A*	16100-79225
	2000	98.10-05.03	SXE10	EFI	3SGE	GWT-122A	16110-79135
	2000	01.05-05.07	SXE10	EFI	3SGE	GWT-122A	16110-79135
	3000	01.06-05.07	JCE10W	EFI	2JZGE		16100-49876
	3000	01.06-05.07	JCE10W	EFI	2JZGE		16110-49156
	3000	01.06-05.07	JCE15W	EFI	2JZGE		16100-49876
ARISTO	3000	91.10-97.08	JZS147	EFI	2JZGE	GWT-120AH	16100-49837
	3000	97.08-05.01	JZS160	EFI	2JZGE		16100-49876
	3000	97.08-05.01	JZS160	EFI	2JZGE		16110-49156
	3000	91.10-97.08	JZS147	TBO	2JZGTE		16090-49025
	3000	91.10-97.08	JZS147	TBO	2JZGTE		16110-46011
	3000	97.08-05.01	JZS161	TBO	2JZGTE		16100-49846
	3000	97.08-05.01	JZS161	TBO	2JZGTE	GWT-120A	16110-49097
	4000	92.10-97.08	UZS143	EFI	1UZFE		16100-50023
ARVAN SUPPORT	3000	01.08-04.07	LY228K	DIE	5L	GWT-79A	16100-59257
	3000	01.08-04.07	LY270	DIE	5L	GWT-79A	16100-59257
AVALON	3000	95.03-00.02	MCX10	EFI	1MZFE	GWT-92A	16100-29085
AVENSIS	2000	03.07-04.04	AZT250	D4	1AZFSE	GWT-119A	16100-28040
	2000	03.07-04.04	AZT250W	D4	1AZFSE	GWT-119A	16100-28040
	2000	03.09-04.04	AZT255	D4	1AZFSE	GWT-119A	16100-28040
	2000	03.09-04.04	AZT255W	D4	1AZFSE	GWT-119A	16100-28040
bB	1300	00.01-04.02	NCP30	EFI	2NZFE	GWT-101A	16100-29155
	1500	00.01-04.02	NCP31	EFI	1NZFE	GWT-101A	16100-29155
	1500	01.06-03.03	NCP34	EFI	1NZFE	GWT-101A	16100-29155
	1500	00.01-04.02	NCP35	EFI	1NZFE	GWT-101A	16100-29155
BLIZZARD	2200	80.03-	LD10	DIE	L	GWT-42A	16100-59127
	2400	84.05-90.02	LD20	DIE	2L	GWT-61A	16100-59137
	2400	84.05-90.02	LD21	DIE	2L	GWT-61A	16100-59137
BREVIS	2500	01.05-	JCG10	D4	1JZFSE	GWT-118AH	16100-49868
	2500	01.05-	JCG10	D4	1JZFSE	GWT-118A	16110-49148
	2500	01.05-	JCG15	D4	1JZFSE	GWT-118AH	16100-49868
	2500	01.05-	JCG15	D4	1JZFSE		16100-49876
	2500	01.05-	JCG15	D4	1JZFSE	GWT-118A	16110-49148

# TOYOTA

CAR NAME	C.C.	YEAR	MODEL	REMARK	ENGINE	GMB NO.	OEM NO.
<b>BREVIS</b>	2500	01.05-	JCG15	D4	1JZFSE		16110-49156
	3000	01.05-	JCG11	D4	2JZFSE	<b>GWT-118AH</b>	16100-49868
	3000	01.05-	JCG11	D4	2JZFSE	<b>GWT-118A</b>	16110-49148
<b>CALDINA</b>	1500	92.11-02.06	ET196V	EFI	5EFE	<b>GWT-117AH</b>	16100-19226
	1500	92.11-98.05	ET196V	EFI	5EFE	<b>GWT-93A</b>	16110-19106
	1500	92.11-02.06	ET196V	EFI	5EFE	<b>GWT-117A</b>	16110-19107
	1800	02.09-04.04	ZZT241W	EFI	1ZZFE	<b>GWT-133A</b>	16100-29415
	1800	92.11-96.01	ST190G	EFI	4SFE	<b>GWT-77A*</b>	16100-79185
	1800	92.11-96.01	ST190G	EFI	4SFE	<b>GWT-77A</b>	16110-79026
	1800	96.01-97.08	AT191G	EFI	7AFE	<b>GWT-86AH</b>	16100-19305
	1800	96.01-97.08	AT191G	EFI	7AFE		16110-19176
	1800	96.01-97.08	AT191G	EFI	7AFE	<b>GWT-86A</b>	16110-19185
	1800	97.08-	AT211G	EFI	7AFE	<b>GWT-86AH</b>	16100-19305
	1800	97.08-	AT211G	EFI	7AFE		16110-19176
	1800	97.08-	AT211G	EFI	7AFE	<b>GWT-86A</b>	16110-19185
	2000	02.09-05.03	AZT241W	D4	1AZFSE	<b>GWT-119A</b>	16100-28040
	2000	02.09-05.03	AZT246W	D4	1AZFSE	<b>GWT-119A</b>	16100-28040
	2000	92.11-96.01	CT190G	DIE	2C	<b>GWT-94A</b>	16100-64H07
	2000	92.11-98.05	CT196V	DIE	2C	<b>GWT-94A</b>	16100-64H07
	2000	92.11-98.05	CT198V	DIE	2C	<b>GWT-94A</b>	16100-64H07
	2000	96.01-97.08	CT190G	DTB	2CT	<b>GWT-94A</b>	16100-64H07
	2000	92.11-97.08	ST191G	EFI	3SFE	<b>GWT-77A*</b>	16100-79185
	2000	92.11-97.08	ST191G	EFI	3SFE	<b>GWT-77A</b>	16110-79026
	2000	92.11-97.08	ST195G	EFI	3SFE	<b>GWT-77A*</b>	16100-79185
	2000	92.11-97.08	ST195G	EFI	3SFE	<b>GWT-77A</b>	16110-79026
	2000	99.08-02.06	ST198V	EFI	3SFE	<b>GWT-77A*</b>	16100-79185
	2000	99.08-02.06	ST198V	EFI	3SFE	<b>GWT-77A</b>	16110-79026
	2000	97.08-	ST210G	EFI	3SFE	<b>GWT-77A*</b>	16100-79185
	2000	97.08-	ST210G	EFI	3SFE	<b>GWT-77A</b>	16110-79026
	2000	97.08-	ST215G	EFI	3SFE	<b>GWT-77A*</b>	16100-79185
	2000	97.08-	ST215G	EFI	3SFE	<b>GWT-77A</b>	16110-79026
	2000	95.02-97.08	ST195G	EFI	3SGE	<b>GWT-122A*</b>	16100-79225
	2000	95.02-97.08	ST195G	EFI	3SGE	<b>GWT-122A</b>	16110-79135
	2000	99.12-	ST210G	EFI	3SGE	<b>GWT-122A*</b>	16100-79225
	2000	99.12-	ST210G	EFI	3SGE	<b>GWT-122A</b>	16110-79135
	2000	97.08-	ST215G	EFI	3SGE	<b>GWT-122A*</b>	16100-79225
	2000	97.08-	ST215G	EFI	3SGE	<b>GWT-122A</b>	16110-79135
	2000	97.08-	ST215W	TBO	3SGTE	<b>GWT-122A*</b>	16100-79225
	2000	97.08-	ST215W	TBO	3SGTE	<b>GWT-122A</b>	16110-79135
	2000	02.09-04.04	ST246W	TBO	3SGTE	<b>GWT-122A*</b>	16100-79225
	2000	02.09-04.04	ST246W	TBO	3SGTE	<b>GWT-122A</b>	16110-79135
	2200	98.05-02.06	CT197V	DIE	3CE	<b>GWT-94A</b>	16100-69435
	2200	98.05-02.06	CT199V	DIE	3CE	<b>GWT-94A</b>	16100-69435
2200	97.08-	CT216G	DTB	3CTE	<b>GWT-94A</b>	16100-69435	
<b>CAMI</b>	1300	99.05-00.05	J100E	EFI	HCEJ		16100-87109
	1300	00.05-01.12	J102E	EFI	K3VE		16100-97413
	1300	01.12-	J102E	EFI	K3VE	<b>GWT-100A</b>	16100-B9010
	1300	00.05-01.12	J122E	EFI	K3VE		16100-97413
	1300	01.12-	J122E	EFI	K3VE	<b>GWT-100A</b>	16100-B9010
	1300	00.05-01.12	J102E	TBO	K3VT		16100-97413
	1300	01.12-	J102E	TBO	K3VT	<b>GWT-100A</b>	16100-B9010
<b>CAMRY VISTA</b>	1600	80.01-82.02	TA41		12T	<b>GWT-31AF</b>	16100-28020
	1600	80.01-82.02	TA41		12T	<b>GWT-31A</b>	16110-28010
	1800	80.01-82.02	TA46		13T	<b>GWT-31AF</b>	16100-28020
	1800	80.01-82.02	TA46		13T	<b>GWT-31A</b>	16110-28010
	1800	83.08-85.08	CV10	DTB	1CTL	<b>GWT-57A</b>	16100-69275
	1800	86.08-88.08	SV20	CI	1SI	<b>GWT-53A*</b>	16100-69076
	1800	86.08-88.08	SV20	CI	1SI	<b>GWT-53A</b>	16110-69037
	1800	84.06-86.07	SV10	CI	1SILU	<b>GWT-53A*</b>	16100-69075
1800	84.06-86.07	SV10	CI	1SILU	<b>GWT-53A</b>	16110-69037	

# TOYOTA

CAR NAME	C.C.	YEAR	MODEL	REMARK	ENGINE	GMB NO.	OEM NO.
<b>CAMRY VISTA</b>	1800	82.03-84.06	SV10	GAS	1SLU	<b>GWT-53A*</b>	16100-69075
	1800	82.03-84.06	SV10	GAS	1SLU	<b>GWT-53A</b>	16110-69037
	1800	98.06-03.07	ZZV50	EFI	1ZZFE	<b>GWT-133A</b>	16100-29415
	1800	98.06-03.07	ZZV50G	EFI	1ZZFE	<b>GWT-133A</b>	16100-29415
	1800	80.08-82.02	TA57		3T	<b>GWT-31AF</b>	16100-28020
	1800	90.07-94.06	SV30	EFI	4SFE	<b>GWT-77A*</b>	16100-79185
	1800	90.07-94.06	SV30	EFI	4SFE	<b>GWT-77A</b>	16110-79026
	1800	94.06-98.06	SV40	EFI	4SFE	<b>GWT-77A*</b>	16100-79185
	1800	94.06-98.06	SV40	EFI	4SFE	<b>GWT-77A</b>	16110-79026
	1800	88.08-90.07	SV22	CI	4SFI	<b>GWT-77A*</b>	16100-79185
	1800	88.08-90.07	SV22	CI	4SFI	<b>GWT-77A</b>	16110-79026
	2000	80.08-82.08	RA55		18R	<b>GWT-27AFH</b>	16100-39227
	2000	80.08-82.08	RA55		18R	<b>GWT-27A</b>	16120-34100
	2000	01.08-03.07	AZV50	D4	1AZFSE	<b>GWT-119A</b>	16100-28040
	2000	01.08-03.07	AZV50G	D4	1AZFSE	<b>GWT-119A</b>	16100-28040
	2000	02.04-03.07	AZV55	D4	1AZFSE	<b>GWT-119A</b>	16100-28040
	2000	02.04-03.07	AZV55G	D4	1AZFSE	<b>GWT-119A</b>	16100-28040
	2000	88.08-90.07	VZV20	EFI	1VZFE	<b>GWT-71A</b>	16100-69305
	2000	87.04-88.08	VZV20	EFI	1VZFE		16100-69445
	2000	90.07-92.06	VZV30	EFI	1VZFE	<b>GWT-71A</b>	16100-69305
	2000	90.07-92.06	VZV31	EFI	1VZFE	<b>GWT-71A</b>	16100-69305
	2000	80.08-82.02	RA56		21R	<b>GWT-41A</b>	16100-39316
	2000	86.08-90.07	CV20	DTB	2CT	<b>GWT-94A</b>	16100-64H04
	2000	88.08-90.07	CV20	DTB	2CT	<b>GWT-57A</b>	16100-69425
	2000	90.07-94.06	CV30	DTB	2CT	<b>GWT-94A</b>	16100-64H07
	2000	85.08-86.07	CV11	DTB	2CTL	<b>GWT-57A</b>	16100-69275
	2000	82.08-86.07	SV11	EFI	2SELU	<b>GWT-53A*</b>	16100-69075
	2000	82.08-86.07	SV11	EFI	2SELU	<b>GWT-53A</b>	16110-69037
	2000	86.08-90.07	SV21	EFI	3SFE	<b>GWT-77A*</b>	16100-79185
	2000	86.08-90.07	SV21	EFI	3SFE	<b>GWT-77A</b>	16110-79026
	2000	87.10-90.07	SV25	EFI	3SFE	<b>GWT-77A*</b>	16100-79185
	2000	87.10-90.07	SV25	EFI	3SFE	<b>GWT-77A</b>	16110-79026
	2000	90.07-94.06	SV32	EFI	3SFE	<b>GWT-77A*</b>	16100-79185
	2000	90.07-94.06	SV32	EFI	3SFE	<b>GWT-77A</b>	16110-79026
	2000	90.07-94.06	SV33	EFI	3SFE	<b>GWT-77A*</b>	16100-79185
	2000	90.07-94.06	SV33	EFI	3SFE	<b>GWT-77A</b>	16110-79026
	2000	90.07-94.06	SV35	EFI	3SFE	<b>GWT-77A*</b>	16100-79185
	2000	90.07-94.06	SV35	EFI	3SFE	<b>GWT-77A</b>	16110-79026
	2000	94.06-98.06	SV41	EFI	3SFE	<b>GWT-77A*</b>	16100-79185
	2000	94.06-98.06	SV41	EFI	3SFE	<b>GWT-77A</b>	16110-79026
	2000	94.06-98.06	SV42	EFI	3SFE	<b>GWT-77A*</b>	16100-79185
	2000	94.06-98.06	SV42	EFI	3SFE	<b>GWT-77A</b>	16110-79026
	2000	94.06-98.06	SV43	EFI	3SFE	<b>GWT-77A*</b>	16100-79185
	2000	94.06-98.06	SV43	EFI	3SFE	<b>GWT-77A</b>	16110-79026
	2000	98.06-02.04	SV55	EFI	3SFE	<b>GWT-77A*</b>	16100-79185
	2000	98.06-02.04	SV55	EFI	3SFE	<b>GWT-77A</b>	16110-79026
	2000	98.06-03.07	SV55G	EFI	3SFE	<b>GWT-77A*</b>	16100-79185
	2000	98.06-03.07	SV55G	EFI	3SFE	<b>GWT-77A</b>	16110-79026
	2000	98.06-01.08	SV50	D4	3SFSE	<b>GWT-77A*</b>	16100-79185
	2000	98.06-01.08	SV50	D4	3SFSE	<b>GWT-77A</b>	16110-79026
	2000	98.06-01.08	SV50G	D4	3SFSE	<b>GWT-77A*</b>	16100-79185
	2000	98.06-01.08	SV50G	D4	3SFSE	<b>GWT-77A</b>	16110-79026
2000	86.08-90.07	SV21	EFI	3SGE	<b>GWT-67A*</b>	16100-79095	
2000	86.08-90.07	SV21	EFI	3SGE	<b>GWT-67A</b>	16110-79095	
2000	90.07-92.06	SV32	TWC	3SGE		16100-79175	
2000	90.07-92.06	SV32	TWC	3SGE	<b>GWT-107A</b>	16110-79115	
2000	90.07-92.06	SV33	TWC	3SGE		16100-79175	
2000	90.07-92.06	SV33	TWC	3SGE	<b>GWT-107A</b>	16110-79115	
2000	84.06-86.07	SV12	EFI	3SGELU	<b>GWT-67A*</b>	16100-79095	
2000	84.06-86.07	SV12	EFI	3SGELU	<b>GWT-67A</b>	16110-79095	
2000	84.06-86.07	SV12	TWC	3SGELU	<b>GWT-67A*</b>	16100-79095	
2000	84.06-86.07	SV12	TWC	3SGELU	<b>GWT-67A</b>	16110-79095	
2200	94.06-98.06	CV40	DTB	3CT		16100-69377	

# TOYOTA

CAR NAME	C.C.	YEAR	MODEL	REMARK	ENGINE	GMB NO.	OEM NO.
<b>CAMRY VISTA</b>	2200	95.01-98.06	CV43	DTB	3CT		16100-69377
	2200	96.12-01.09	SXV20	EFI	5SFE	<b>GWT-77A*</b>	16100-79185
	2200	96.12-01.09	SXV20	EFI	5SFE	<b>GWT-77A</b>	16110-79026
	2200	96.12-01.09	SXV20W	EFI	5SFE	<b>GWT-77A*</b>	16100-79185
	2200	96.12-01.09	SXV20W	EFI	5SFE	<b>GWT-77A</b>	16110-79026
	2200	98.08-01.09	SXV25	EFI	5SFE	<b>GWT-77A*</b>	16100-79185
	2200	98.08-01.09	SXV25	EFI	5SFE	<b>GWT-77A</b>	16110-79026
	2200	97.06-01.09	SXV25W	EFI	5SFE	<b>GWT-77A*</b>	16100-79185
	2200	97.06-01.09	SXV25W	EFI	5SFE	<b>GWT-77A</b>	16110-79026
	2400	01.09-04.06	ACV30	EFI	2AZFE	<b>GWT-119A</b>	16100-28040
	2400	01.09-04.06	ACV35	EFI	2AZFE	<b>GWT-119A</b>	16100-28040
	2500	96.12-01.09	MCV21	EFI	2MZFE	<b>GWT-92A</b>	16100-29085
	2500	96.12-01.09	MCV21W	EFI	2MZFE	<b>GWT-92A</b>	16100-29085
	2500	97.06-01.09	MCV25W	EFI	2MZFE	<b>GWT-92A</b>	16100-29085
	2500	91.05-94.06	VZV32	EFI	4VZFE	<b>GWT-71A</b>	16100-69305
	2500	91.05-94.06	VZV32	EFI	4VZFE		16100-69455
2500	91.05-94.06	VZV33	EFI	4VZFE	<b>GWT-71A</b>	16100-69305	
2500	91.05-94.06	VZV33	EFI	4VZFE		16100-69455	
<b>CAREN</b>	1800	95.09-98.07	ST208	EFI	4SFE	<b>GWT-77A*</b>	16100-79185
	1800	95.09-98.07	ST208	EFI	4SFE	<b>GWT-77A</b>	16110-79026
	2000	94.02-94.12	ST206		3S	<b>GWT-77A</b>	16110-79025
	2000	94.02-94.12	ST206		3S		16110-79135
	2000	94.02-94.12	ST207		3S	<b>GWT-77A</b>	16110-79025
	2000	94.02-98.07	ST206	EFI	3SFE	<b>GWT-77A*</b>	16100-79185
	2000	94.02-98.07	ST206	EFI	3SFE	<b>GWT-77A</b>	16110-79026
	2000	94.02-97.12	ST207	EFI	3SFE	<b>GWT-77A*</b>	16100-79185
	2000	94.02-97.12	ST207	EFI	3SFE	<b>GWT-77A</b>	16110-79026
	2000	94.02-98.07	ST206	EFI	3SGE	<b>GWT-122A*</b>	16100-79225
2000	94.02-98.07	ST206	EFI	3SGE	<b>GWT-122A</b>	16110-79135	
<b>CARINA</b>	1400	70.12-75.09	TA10		T	<b>GWT-01A</b>	16100-25012
	1400	70.12-75.09	TA15		T	<b>GWT-01A</b>	16100-25012
	1400	75.11-79.08	TA16		T	<b>GWT-01A</b>	16100-25012
	1500	84.05-88.04	AT150	GAS	3ALU	<b>GWT-58A*</b>	16100-19106
	1500	84.05-88.04	AT150	GAS	3ALU	<b>GWT-58A</b>	16110-19047
	1500	81.09-87.12	AA60	GAS	3AU	<b>GWT-49A*</b>	16100-19037
	1500	81.09-87.12	AA60	GAS	3AU	<b>GWT-49A</b>	16110-19115
	1500	88.05-92.11	ET176V	GAS	3E	<b>GWT-117AH</b>	16100-19226
	1500	88.05-92.11	ET176V	GAS	3E	<b>GWT-93A</b>	16110-19106
	1500	88.05-90.05	AT170	GAS	5AF	<b>GWT-78A*</b>	16100-19205
	1500	88.05-90.05	AT170	GAS	5AF	<b>GWT-78A</b>	16110-19076
	1500	88.05-90.05	AT170G	GAS	5AF	<b>GWT-78A*</b>	16100-19205
	1500	88.05-90.05	AT170G	GAS	5AF	<b>GWT-78A</b>	16110-19076
	1500	90.05-92.08	AT170	EFI	5AFE	<b>GWT-78A*</b>	16100-19205
	1500	90.05-92.08	AT170	EFI	5AFE	<b>GWT-78A</b>	16110-19076
	1500	90.05-92.11	AT170G	EFI	5AFE	<b>GWT-78A*</b>	16100-19205
	1500	90.05-92.11	AT170G	EFI	5AFE	<b>GWT-78A</b>	16110-19076
	1500	92.08-96.08	AT192	EFI	5AFE	<b>GWT-83AH</b>	16100-19295
	1500	92.08-96.08	AT192	EFI	5AFE	<b>GWT-83A</b>	16110-19146
	1500	98.08-01.12	AT212	EFI	5AFE		16100-09120
	1500	96.08-01.12	AT212	EFI	5AFE	<b>GWT-83AH</b>	16100-19295
	1500	96.08-01.12	AT212	EFI	5AFE	<b>GWT-83A</b>	16110-19146
	1500	83.08-88.04	KA67V	GAS	5KJ	<b>GWT-59A</b>	16100-19077
	1600	81.09-83.08	A67		12T	<b>GWT-31AF</b>	16100-28020
	1600	81.09-83.08	A67		12T	<b>GWT-31A</b>	16110-28010
	1600	76.03-77.01	TA31		12T	<b>GWT-01A</b>	16100-25012
	1600	77.01-77.07	TA31		12T	<b>GWT-31AF</b>	16100-28020
	1600	77.01-77.07	TA31		12T	<b>GWT-31A</b>	16110-28010
	1600	77.08-81.08	TA41		12T	<b>GWT-31AF</b>	16100-28020
	1600	77.08-81.08	TA41		12T	<b>GWT-31A</b>	16110-28010
1600	79.08-81.08	TA49		12T	<b>GWT-31AF</b>	16100-28020	
1600	79.08-81.08	TA49		12T	<b>GWT-31A</b>	16110-28010	

# TOYOTA

CAR NAME	C.C.	YEAR	MODEL	REMARK	ENGINE	GMB NO.	OEM NO.
CARINA	1600	81.09-83.08	TA67V	GAS	12TJ	GWT-31AF	16100-28020
	1600	81.09-83.08	TA67V	GAS	12TJ	GWT-31A	16110-28010
	1600	70.12-75.09	TA12		2T	GWT-01A	16100-25012
	1600	71.04-75.09	TA12		2T	GWT-46A	16100-88221
	1600	75.10-77.07	TA14		2T	GWT-01A	16100-25012
	1600	70.12-75.09	TA17		2T	GWT-01A	16100-25012
	1600	71.04-75.09	TA17		2T	GWT-46A	16100-88221
	1600	75.10-77.07	TA18		2T	GWT-01A	16100-25012
	1600	75.12-79.08	TA19		2T	GWT-01A	16100-25012
	1600	75.10-77.07	TA30		2T	GWT-01A	16100-25012
	1600	77.08-81.08	TA40		2T	GWT-45A	16100-88260
	1600	77.08-81.08	TA45		2T	GWT-45A	16100-88260
	1600	81.09-83.05	TA61	EFI	2TGEU	GWT-45A	16100-88260
	1600	84.05-88.04	AT151	EFI	4AELU	GWT-58A*	16100-19106
	1600	84.05-88.04	AT151	EFI	4AELU	GWT-58A	16110-19047
	1600	88.05-90.05	AT171	EFI	4AFE	GWT-78A*	16100-19205
	1600	88.05-90.05	AT171	EFI	4AFE	GWT-78A	16110-19076
	1600	88.08-92.08	AT175	EFI	4AFE	GWT-78A*	16100-19205
	1600	88.08-92.08	AT175	EFI	4AFE	GWT-78A	16110-19076
	1600	92.08-96.08	AT190	EFI	4AFE	GWT-83AH	16100-19295
	1600	92.08-96.08	AT190	EFI	4AFE	GWT-83A	16110-19146
	1600	90.05-92.08	AT171	EFS	4AFHE	GWT-78A*	16100-19205
	1600	90.05-92.08	AT171	EFS	4AFHE	GWT-78A	16110-19076
	1600	88.05-92.08	AT171	EFI	4AGE	GWT-63A*	16100-19115
	1600	88.05-92.08	AT171	EFI	4AGE	GWT-63A	16110-19165
	1600	98.08-01.12	AT210	EFI	4AGE	GWT-121A*	16100-19285
	1600	98.08-01.12	AT210	EFI	4AGE	GWT-121A	16110-19195
	1600	96.08-98.08	AT210	GAS	4AGE	GWT-121A*	16100-19285
	1600	96.08-98.08	AT210	GAS	4AGE	GWT-121A	16110-19195
	1600	85.08-88.04	AT160	TWC	4AGELU	GWT-63A*	16100-19115
	1600	85.08-88.04	AT160	TWC	4AGELU	GWT-63A	16110-19165
	1600	83.05-85.07	AA63	EFI	4AGEU	GWT-62A*	16100-19095
	1600	83.05-85.07	AA63	EFI	4AGEU	GWT-62A	16110-19155
	1800	75.10-77.02	RA10		16R	GWT-27AFH	16100-39236
	1800	75.10-77.02	RA16		16R	GWT-27AFH	16100-39236
	1800	75.10-77.02	RA16		16R	GWT-27A	16120-34100
	1800	82.02-84.05	CA60	DIE	1C	GWT-57A	16100-69275
	1800	82.02-88.04	CA67V	DIE	1C	GWT-57A	16100-69275
	1800	85.08-87.08	ST160	EFI	1SELU	GWT-53A*	16100-69075
	1800	85.08-87.08	ST160	EFI	1SELU	GWT-53A	16110-69037
	1800	84.05-88.04	ST150	CI	1SILU	GWT-53A*	16100-69076
	1800	84.05-88.04	ST150	CI	1SILU	GWT-53A	16110-69037
	1800	85.08-88.05	ST160	CI	1SILU	GWT-53A*	16100-69076
	1800	85.08-88.05	ST160	CI	1SILU	GWT-53A	16110-69037
	1800	81.09-87.12	SA60	GAS	1SU	GWT-53A*	16100-69076
	1800	81.09-87.12	SA60	GAS	1SU	GWT-53A	16110-69037
	1800	82.02-88.04	SA60G	GAS	1SU	GWT-53A*	16100-69076
	1800	82.02-88.04	SA60G	GAS	1SU	GWT-53A	16110-69037
	1800	77.03-77.07	TA32		3T	GWT-31AF	16100-28020
	1800	77.03-77.07	TA32		3T	GWT-31A	16110-28010
	1800	77.08-81.08	TA42		3T	GWT-31AF	16100-28020
	1800	77.08-81.08	TA47		3T	GWT-31AF	16100-28020
	1800	77.08-81.08	TA47		3T	GWT-31A	16110-28010
1800	81.09-83.05	TA63	EFI	3TEU	GWT-31AF	16100-28020	
1800	81.09-83.05	TA63	EFI	3TEU	GWT-31A	16110-28010	
1800	82.10-85.07	TA63	TBO	3TGTEU		16030-88280	
1800	82.10-85.07	TA63	TBO	3TGTEU		16100-88280	
1800	90.05-92.08	ST170	EFI	4SFE	GWT-77A*	16100-79185	
1800	90.05-92.08	ST170	EFI	4SFE	GWT-77A	16110-79026	
1800	90.05-92.11	ST170G	EFI	4SFE	GWT-77A*	16100-79185	
1800	90.05-92.11	ST170G	EFI	4SFE	GWT-77A	16110-79026	
1800	90.08-93.09	ST180	EFI	4SFE	GWT-77A*	16100-79185	
1800	90.08-93.09	ST180	EFI	4SFE	GWT-77A	16110-79026	

# TOYOTA

CAR NAME	C.C.	YEAR	MODEL	REMARK	ENGINE	GMB NO.	OEM NO.	
<b>CARINA</b>	1800	90.08-93.09	ST181	EFI	4SFE	<b>GWT-77A*</b>	16100-79185	
	1800	90.08-93.09	ST181	EFI	4SFE	<b>GWT-77A</b>	16110-79026	
	1800	92.08-94.08	ST190	EFI	4SFE	<b>GWT-77A*</b>	16100-79185	
	1800	92.08-94.08	ST190	EFI	4SFE	<b>GWT-77A</b>	16110-79026	
	1800	93.09-98.04	ST200	EFI	4SFE	<b>GWT-77A*</b>	16100-79185	
	1800	93.09-98.04	ST200	EFI	4SFE	<b>GWT-77A</b>	16110-79026	
	1800	93.09-94.10	ST201	EFI	4SFE	<b>GWT-77A*</b>	16100-79185	
	1800	93.09-94.10	ST201	EFI	4SFE	<b>GWT-77A</b>	16110-79026	
	1800	88.05-89.08	ST163	CI	4SFI	<b>GWT-77A*</b>	16100-79185	
	1800	88.05-89.08	ST163	CI	4SFI	<b>GWT-77A</b>	16110-79026	
	1800	88.05-90.05	ST170	CI	4SFI	<b>GWT-77A*</b>	16100-79185	
	1800	88.05-90.05	ST170	CI	4SFI	<b>GWT-77A</b>	16110-79026	
	1800	88.05-90.05	ST170G	CI	4SFI	<b>GWT-77A*</b>	16100-79185	
	1800	88.05-90.05	ST170G	CI	4SFI	<b>GWT-77A</b>	16110-79026	
	1800	89.09-90.08	ST180	CI	4SFI	<b>GWT-77A*</b>	16100-79135	
	1800	89.09-90.08	ST180	CI	4SFI	<b>GWT-77A</b>	16110-79026	
	1800	89.09-90.08	ST181	CI	4SFI	<b>GWT-77A*</b>	16100-79135	
	1800	89.09-90.08	ST181	CI	4SFI	<b>GWT-77A</b>	16110-79026	
	1800	94.08-96.08	AT191	EFI	7AFE	<b>GWT-86AH</b>	16100-19305	
	1800	94.08-96.08	AT191	EFI	7AFE		16110-19176	
	1800	94.08-96.08	AT191	EFI	7AFE	<b>GWT-86A</b>	16110-19185	
	1800	96.08-01.12	AT211	EFI	7AFE	<b>GWT-86AH</b>	16100-19305	
	1800	96.08-01.12	AT211	EFI	7AFE		16110-19176	
	1800	96.08-01.12	AT211	EFI	7AFE	<b>GWT-86A</b>	16110-19185	
	2000	74.01-75.08	RA11			18R	<b>GWT-26AF</b>	16100-39135
	2000	75.08-75.09	RA11			18R	<b>GWT-26AF*</b>	16100-39205
	2000	74.01-75.08	RA11			18R	<b>GWT-44A</b>	16120-33010
	2000	74.01-75.08	RA15			18R	<b>GWT-26AF*</b>	16100-39135
	2000	74.01-75.09	RA15			18R	<b>GWT-26AF*</b>	16100-39165
	2000	75.08-75.09	RA15			18R	<b>GWT-26AF*</b>	16100-39205
	2000	74.01-75.09	RA15			18R	<b>GWT-44A</b>	16120-34090
	2000	75.10-77.01	RA17			18R	<b>GWT-27AFH</b>	16100-39227
	2000	75.10-77.01	RA17			18R	<b>GWT-27A</b>	16120-34100
	2000	77.01-77.07	RA30			18R	<b>GWT-27AFH</b>	16100-39227
	2000	77.01-77.07	RA30			18R	<b>GWT-27A</b>	16120-34100
	2000	77.08-78.08	RA40			18R	<b>GWT-27AFH</b>	16100-39227
	2000	77.08-78.08	RA40			18R	<b>GWT-27AFH</b>	16100-39236
	2000	77.08-78.08	RA40			18R	<b>GWT-27A</b>	16120-34100
	2000	78.08-81.08	RA45			18R	<b>GWT-27AFH</b>	16100-39227
	2000	78.08-81.08	RA45			18R	<b>GWT-27A</b>	16120-34100
	2000	81.09-82.10	RA63			18R	<b>GWT-27AFH</b>	16100-39227
	2000	81.09-82.10	RA63			18R	<b>GWT-27A</b>	16120-34100
	2000	81.09-82.10	RA63	EFI	18RGEU	<b>GWT-27AFH</b>	16100-39228	
	2000	81.09-82.10	RA63	EFI	18RGEU	<b>GWT-27A</b>	16110-88251	
	2000	74.12-75.08	RA13			19R	<b>GWT-26AF</b>	(16100-39135)
	2000	74.12-75.09	RA13			19R	<b>GWT-44A</b>	16120-34090
	2000	76.05-77.07	RA31			19R	<b>GWT-27AFH</b>	16100-39236
	2000	76.05-77.07	RA31			19R	<b>GWT-27A</b>	16120-34100
	2000	78.08-81.08	RA46			21R	<b>GWT-41A</b>	16100-39316
	2000	88.05-92.08	CT170	DIE	2C	<b>GWT-94A</b>	16100-64H07	
2000	90.05-92.11	CT170G	DIE	2C	<b>GWT-94A</b>	16100-64H07		
2000	88.05-92.11	CT176V	DIE	2C	<b>GWT-94A</b>	16100-64H05		
2000	92.08-96.08	CT190	DIE	2C	<b>GWT-94A</b>	16100-64H07		
2000	92.08-96.08	CT195	DIE	2C	<b>GWT-94A</b>	16100-64H07		
2000	84.05-88.04	CT150	DIE	2CL	<b>GWT-94A</b>	16100-64H04		
2000	96.08-98.08	CT210	DTB	2CT	<b>GWT-94A</b>	16100-64H07		
2000	96.08-98.08	CT215	DTB	2CT	<b>GWT-94A</b>	16100-64H07		
2000	87.08-89.08	ST162	EFI	3SFE	<b>GWT-77A*</b>	16100-79185		
2000	87.08-89.08	ST162	EFI	3SFE	<b>GWT-77A</b>	16110-79026		
2000	89.09-93.09	ST182	EFI	3SFE	<b>GWT-77A*</b>	16100-79135		
2000	89.09-93.09	ST182	EFI	3SFE	<b>GWT-77A</b>	16110-79026		
2000	89.09-93.09	ST183	EFI	3SFE	<b>GWT-77A*</b>	16100-79135		
2000	89.09-93.09	ST183	EFI	3SFE	<b>GWT-77A</b>	16110-79026		

# TOYOTA

CAR NAME	C.C.	YEAR	MODEL	REMARK	ENGINE	GMB NO.	OEM NO.
<b>CARINA</b>	2000	92.08-96.08	ST195	EFI	3SFE	<b>GWT-77A*</b>	16100-79185
	2000	92.08-96.08	ST195	EFI	3SFE	<b>GWT-77A</b>	16110-79026
	2000	93.09-98.04	ST202	EFI	3SFE	<b>GWT-77A*</b>	16100-79185
	2000	93.09-98.04	ST202	EFI	3SFE	<b>GWT-77A</b>	16110-79026
	2000	93.09-97.12	ST203	EFI	3SFE	<b>GWT-77A*</b>	16100-79185
	2000	93.09-97.12	ST203	EFI	3SFE	<b>GWT-77A</b>	16110-79026
	2000	96.08-01.12	ST215	EFI	3SFE	<b>GWT-77A*</b>	16100-79185
	2000	96.08-01.12	ST215	EFI	3SFE	<b>GWT-77A</b>	16110-79026
	2000	89.09-93.09	ST182	TWC	3SGE		16100-79175
	2000	89.09-93.09	ST182	TWC	3SGE	<b>GWT-107A</b>	16110-79115
	2000	89.09-93.09	ST183	TWC	3SGE		16100-79175
	2000	89.09-93.09	ST183	TWC	3SGE	<b>GWT-107A</b>	16110-79115
	2000	93.09-98.04	ST202	TWC	3SGE	<b>GWT-122A*</b>	16100-79225
	2000	93.09-98.04	ST202	TWC	3SGE	<b>GWT-122A</b>	16110-79135
	2000	94.05-98.04	ST205	TWC	3SGE	<b>GWT-122A*</b>	16100-79225
	2000	94.05-98.04	ST205	TWC	3SGE	<b>GWT-122A</b>	16110-79135
	2000	85.08-89.08	ST162	TWC	3SGELU	<b>GWT-67A*</b>	16100-79095
	2000	85.08-89.08	ST162	TWC	3SGELU	<b>GWT-67A</b>	16110-79095
2200	98.08-01.12	CT211	DTB	3CTE	<b>GWT-94A</b>	16100-69435	
2200	98.08-01.12	CT216	DTB	3CTE	<b>GWT-94A</b>	16100-69435	
<b>CELICA</b>	1400	70.12-75.09	TA20		T	<b>GWT-01A</b>	16100-25012
	1600	77.08-81.06	TA41		12T	<b>GWT-31AF</b>	16100-28020
	1600	77.08-81.06	TA41		12T	<b>GWT-31A</b>	16110-28010
	1600	70.12-75.09	TA22		2T	<b>GWT-01A</b>	16100-25012
	1600	70.12-75.09	TA22		2T	<b>GWT-46A</b>	16100-88221
	1600	75.10-77.07	TA23		2T	<b>GWT-01A</b>	16100-25012
	1600	70.12-75.09	TA27		2T	<b>GWT-01A</b>	16100-25012
	1600	70.12-75.09	TA27		2T	<b>GWT-46A</b>	16100-88221
	1600	75.10-77.07	TA28		2T	<b>GWT-01A</b>	16100-25012
	1600	75.10-77.07	TA35		2T	<b>GWT-01A</b>	16100-25012
	1600	77.08-81.06	TA40		2T	<b>GWT-45A</b>	16110-88260
	1600	77.08-81.06	TA45		2T	<b>GWT-45A</b>	16110-88260
	1600	77.08-81.06	TA55		2T	<b>GWT-45A</b>	16110-88260
	1600	81.07-83.08	TA61		2T	<b>GWT-45A</b>	16110-88260
	1600	83.08-85.07	AA63		4A	<b>GWT-62A</b>	16110-16010
	1600	85.08-87.08	AT160	EFI	4AGELU	<b>GWT-63A*</b>	16100-19115
	1600	85.08-87.08	AT160	EFI	4AGELU	<b>GWT-63A</b>	16110-19165
	1800	77.11-81.06	TA46		13T	<b>GWT-31AF</b>	16100-28020
	1800	77.11-81.06	TA46		13T	<b>GWT-31A</b>	16110-28010
	1800	81.07-85.07	SA60		1S	<b>GWT-53A</b>	16110-39035
	1800	85.08-88.05	ST160	CI	1SILU	<b>GWT-53A*</b>	16100-69076
	1800	85.08-88.05	ST160	CI	1SILU	<b>GWT-53A</b>	16110-69037
	1800	99.08-	ZZT230	EFI	1ZZFE	<b>GWT-133A</b>	16100-29415
	1800	99.08-	ZZT231	EFI	2ZZGE	<b>GWT-124A</b>	16100-29145
	1800	77.08-81.06	TA42		3T	<b>GWT-31AF</b>	16100-28020
	1800	77.08-81.06	TA47		3T	<b>GWT-31AF</b>	16100-28020
	1800	77.08-81.06	TA47		3T	<b>GWT-31A</b>	16110-28010
	1800	81.07-83.08	TA63		3T	<b>GWT-31AF</b>	16100-28020
	1800	82.10-85.07	TA63		3T		16100-88280
	1800	81.07-83.08	TA63		3T	<b>GWT-31A</b>	16110-28010
	1800	88.05-89.08	ST163	CI	4SFI	<b>GWT-77A*</b>	16100-79185
	1800	88.05-89.08	ST163	CI	4SFI	<b>GWT-77A</b>	16110-79026
	1800	82.10-85.07	TA64		4T		16100-88280
	2000	73.04-75.09	RA21		18R	<b>GWT-26AF</b>	16100-39165
	2000	75.10-77.07	RA23		18R	<b>GWT-27AFH</b>	16100-39236
	2000	73.04-75.09	RA25		18R	<b>GWT-26AF</b>	16100-39165
	2000	73.04-75.09	RA25		18R	<b>GWT-44A</b>	16120-33010
	2000	75.10-77.07	RA28		18R	<b>GWT-27AFH</b>	16100-39236
	2000	75.10-77.07	RA35		18R	<b>GWT-27AFH</b>	16100-39236
	2000	75.10-77.07	RA35		18R	<b>GWT-27A</b>	16120-34100
2000	77.08-78.08	RA40		18R	<b>GWT-27AFH</b>	16100-39227	
2000	77.08-78.08	RA40		18R	<b>GWT-27A</b>	16120-34100	

# TOYOTA

CAR NAME	C.C.	YEAR	MODEL	REMARK	ENGINE	GMB NO.	OEM NO.
CELICA	2000	78.08-81.06	RA45		18R	GWT-27AFH	16100-39227
	2000	78.08-81.06	RA55		18R	GWT-27AFH	16100-39227
	2000	78.08-81.06	RA55		18R	GWT-27A	16120-34100
	2000	81.07-82.08	RA63		18R	GWT-27AFH	16100-39227
	2000	81.07-82.08	RA63		18R	GWT-27A	16120-34100
	2000	81.07-85.12	GA61		1G	GWT-66A	16100-79015
	2000	80.08-81.08	RA46		21R	GWT-41A	16100-39316
	2000	87.10-89.08	ST162C	EFI	3SFE	GWT-77A*	16100-79185
	2000	87.10-89.08	ST162C	EFI	3SFE	GWT-77A	16110-79026
	2000	87.08-89.08	ST162	EFI	3SFE	GWT-77A*	16100-79185
	2000	87.08-89.08	ST162	EFI	3SFE	GWT-77A	16110-79026
	2000	89.09-93.09	ST182	EFI	3SFE	GWT-77A*	16100-79135
	2000	89.09-93.09	ST182	EFI	3SFE	GWT-77A	16110-79026
	2000	89.09-93.09	ST183	EFI	3SFE	GWT-77A*	16100-79135
	2000	89.09-93.09	ST183	EFI	3SFE	GWT-77A	16110-79026
	2000	93.09-99.08	ST202	EFI	3SFE	GWT-77A*	16100-79185
	2000	93.09-99.08	ST202	EFI	3SFE	GWT-77A	16110-79026
	2000	93.09-97.12	ST203	EFI	3SFE	GWT-77A*	16100-79185
	2000	93.09-97.12	ST203	EFI	3SFE	GWT-77A	16110-79026
	2000	89.09-93.09	ST182	TWC	3SGE		16100-79175
	2000	89.09-93.09	ST182	TWC	3SGE	GWT-107A	16110-79115
	2000	90.09-93.09	ST183C	TWC	3SGE		16100-79175
	2000	90.09-93.09	ST183C	TWC	3SGE	GWT-107A	16110-79115
	2000	89.09-93.09	ST183	TWC	3SGE		16100-79175
	2000	89.09-93.09	ST183	TWC	3SGE	GWT-107A	16110-79115
	2000	94.08-99.05	ST202C	TWC	3SGE	GWT-122A*	16100-79225
	2000	94.08-99.05	ST202C	TWC	3SGE	GWT-122A	16110-79135
	2000	93.09-99.08	ST202	TWC	3SGE	GWT-122A*	16100-79225
	2000	93.09-99.08	ST202	TWC	3SGE	GWT-122A	16110-79135
	2000	85.08-89.08	ST162	EFI	3SGELU	GWT-67A*	16100-79095
	2000	85.08-89.08	ST162	EFI	3SGELU	GWT-67A	16110-79095
	2000	86.10-89.08	ST165	TBO	3SGTE		16100-79105
	2000	87.10-89.08	ST165	TBO	3SGTE	GWT-107A	16110-79115
	2000	90.08-93.09	ST185H	TBO	3SGTE	GWT-67A*	16100-79126
	2000	90.08-93.09	ST185H	TBO	3SGTE	GWT-107A	16110-79115
	2000	89.10-91.08	ST185	TBO	3SGTE	GWT-67A*	16100-79126
	2000	89.10-91.08	ST185	TBO	3SGTE	GWT-107A	16110-79115
	2000	94.02-99.08	ST205	TBO	3SGTE		16100-79235
	2000	94.02-99.08	ST205	TBO	3SGTE	GWT-107A	16110-79125
	2000	78.04-79.08	MA45		M	GWT-28A	16100-49506
	2000	79.08-81.06	MA45		M	GWT-55A	16100-49595
2000	79.08-81.06	MA55		M	GWT-55A	16100-49595	
2600	78.04-79.08	MA46		4M	GWT-28A	16100-49506	
2600	79.08-80.08	MA46		4M	GWT-55A	16100-49595	
2800	80.08-81.06	MA56		5M	GWT-55A	16100-49595	
2800	81.07-85.12	MA61		5M	GWT-52A	16100-49655	
CELSIOR	4000	89.11-94.10	UCF10	HTC	1UZFE		16100-50023
	4000	89.11-94.10	UCF11	HTC	1UZFE		16100-50023
	4000	98.08-00.08	UCF20	EFI	1UZFE		16100-59275
	4000	94.10-97.07	UCF20	HTC	1UZFE		16100-50023
	4000	97.07-98.08	UCF20	HTC	1UZFE		16100-59275
	4000	98.08-00.08	UCF21	EFI	1UZFE		16100-59275
	4000	94.10-97.07	UCF21	HTC	1UZFE		16100-50023
	4000	97.07-98.08	UCF21	HTC	1UZFE		16100-59275
	4300	00.08-04.02	UCF30	EFI	3UZFE		16100-59275
	4300	00.08-04.02	UCF31	EFI	3UZFE		16100-59275
CENTURY	4000	82.10-97.01	VG40	EFI	5VEU		16100-52020
	4000	90.09-97.01	VG45	EFI	5VEU		16100-52020
	5000	03.01-05.03	GZG50	CNG	1GZFE		16100-39386
	5000	97.04-05.03	GZG50	EFI	1GZFE		16100-39386



# TOYOTA

CAR NAME	C.C.	YEAR	MODEL	REMARK	ENGINE	GMB NO.	OEM NO.
CHASER	1800	77.07-80.08	TX40		13T	GWT-31AF	16100-28020
	1800	77.07-80.08	TX40		13T	GWT-31A	16110-28010
	1800	80.09-82.08	TX60		13T	GWT-31AF	16100-28020
	1800	80.09-82.08	TX60		13T	GWT-31A	16110-28010
	1800	82.08-88.08	SX60		1S	GWT-53A	16110-69035
	1800	84.08-88.08	SX70	GAS	1SU	GWT-53A*	16100-69076
	1800	84.08-88.08	SX70	GAS	1SU	GWT-53A	16110-69037
	1800	84.08-88.08	SX70Y	GAS	1SU	GWT-53A*	16100-69076
	1800	84.08-88.08	SX70Y	GAS	1SU	GWT-53A	16110-69037
	1800	84.08-86.08	YX70Y	LPG	2YPU	GWT-114A	16100-79037
	1800	77.07-80.08	TX30		3T	GWT-31AF	16100-28020
	1800	77.07-80.08	TX30		3T	GWT-31A	16110-28010
	1800	97.04-01.06	SX100	EFI	4SFE	GWT-77A*	16100-79185
	1800	97.04-01.06	SX100	EFI	4SFE	GWT-77A	16110-79026
	1800	90.08-92.10	SX80	HTC	4SFE	GWT-77A*	16100-79185
	1800	90.08-92.10	SX80	HTC	4SFE	GWT-77A	16110-79026
	1800	90.08-92.10	SX80Y	HTC	4SFE	GWT-77A*	16100-79185
	1800	90.08-92.10	SX80Y	HTC	4SFE	GWT-77A	16110-79026
	1800	92.10-96.09	SX90	EFI	4SFE	GWT-77A*	16100-79185
	1800	92.10-96.09	SX90	EFI	4SFE	GWT-77A	16110-79026
	1800	88.08-90.08	SX80	CI	4SFI	GWT-77A*	16100-79185
	1800	88.08-90.08	SX80	CI	4SFI	GWT-77A	16110-79026
	1800	88.08-90.08	SX80Y	CI	4SFI	GWT-77A*	16100-79185
	1800	88.08-90.08	SX80Y	CI	4SFI	GWT-77A	16110-79026
	2000	77.07-78.08	RX30		18R	GWT-27AFH	16100-39236
	2000	77.07-78.08	RX31		18R	GWT-27AFH	16100-39236
	2000	77.07-78.08	RX31		18R	GWT-27A	16120-34100
	2000	80.09-82.08	RX63		18R	GWT-27AFH	16100-39227
	2000	80.09-82.08	RX63		18R	GWT-27A	16120-34100
	2000	80.09-88.08	GX60		1G	GWT-66A	16100-79015
	2000	80.09-88.08	GX61		1G	GWT-66A	16100-79015
	2000	82.08-92.10	GX61		1G	GWT-70A	16100-79025
	2000	84.08-88.08	GX71	EFI	1GEU	GWT-66A	16100-79015
	2000	96.09-98.08	GX100	EFI	1GFE	GWT-111A	16100-79117
	2000	98.08-01.06	GX100	EFI	1GFE		16100-79285
	2000	98.08-01.06	GX105	EFI	1GFE		16100-79285
	2000	88.08-92.10	GX81	HTC	1GFE	GWT-111A	16100-79117
	2000	92.10-96.09	GX90	EFI	1GFE	GWT-111A	16100-79117
	2000	88.08-92.10	GX81	TWC	1GGE	GWT-70A	16100-79025
	2000	84.08-88.08	GX71	TWC	1GGEU	GWT-70A	16100-79025
	2000	88.08-90.08	GX81	TWT	1GGTE		16100-79065
	2000	85.10-88.08	GX71	TWT	1GGTEU		16100-79065
	2000	88.08-90.08	GX81	SPC	1GGZE		16100-79055
	2000	78.08-80.08	RX40		21R	GWT-41A	16100-39316
	2000	78.08-80.08	RX41		21R	GWT-41A	16100-39316
	2000	80.09-82.08	RX60		21R	GWT-41A	16100-39316
	2000	88.08-92.10	YX80Y	LPG	3YP	GWT-114A	16100-79037
	2000	86.08-88.08	YX72Y	LPG	3YPU	GWT-114A	16100-79037
	2000	77.07-79.08	MX30		M	GWT-28A	16100-49506
	2000	77.07-79.08	MX40		M	GWT-28A	16100-49506
2000	79.08-80.08	MX40		M	GWT-55A	16100-49595	
2000	77.07-79.08	MX41		M	GWT-28A	16100-49506	
2000	79.08-80.08	MX41		M	GWT-55A	16100-49595	
2000	81.10-84.07	MX61		M	GWT-55A	16100-49725	
2000	84.08-85.10	MX71	TBO	MTEU		16100-49746	
2000	84.08-85.10	MX71	TBO	MTEU	GWT-55A	16110-49066	
2200	79.09-80.08	LX50X	DIE	L	GWT-42A	16100-59127	
2200	80.09-84.07	LX60	DIE	L	GWT-42A	16100-59127	
2400	82.08-88.08	LX65	DIE	2L	GWT-61A	16100-57137	
2400	84.08-88.08	LX70	DIE	2L	GWT-61A	16100-59139	
2400	84.08-88.08	LX70Y	DIE	2L	GWT-61A	16100-59139	
2400	88.08-92.10	LX80	DIE	2L	GWT-115A	16100-59256	
2400	88.08-92.10	LX80Y	DIE	2L	GWT-115A	16100-59256	

# TOYOTA

CAR NAME	C.C.	YEAR	MODEL	REMARK	ENGINE	GMB NO.	OEM NO.
<b>CHASER</b>	2400	84.08-88.08	LX70	DTB	2LT	<b>GWT-61A</b>	16100-59139
	2400	88.08-92.10	LX80	DTB	2LT	<b>GWT-115A</b>	16100-59256
	2400	88.08-92.10	LX80Y	DTB	2LT	<b>GWT-115A</b>	16100-59256
	2400	96.09-99.08	LX100	DTB	2LTE	<b>GWT-115A</b>	16100-59256
	2400	92.10-94.09	LX90	DTB	2LTE	<b>GWT-120AH</b>	16100-49837
	2400	92.10-96.09	LX90	DTB	2LTE	<b>GWT-115A</b>	16100-59256
	2500	96.09-01.06	JZX100	EFI	1JZGE	<b>GWT-118AH</b>	16100-49868
	2500	96.09-01.06	JZX100	EFI	1JZGE	<b>GWT-118A</b>	16110-49148
	2500	96.09-01.06	JZX105	EFI	1JZGE	<b>GWT-118AH</b>	16100-49868
	2500	96.09-01.06	JZX105	EFI	1JZGE	<b>GWT-118A</b>	16110-49148
	2500	90.08-92.10	JZX81	TWC	1JZGE		16100-49815
	2500	90.08-92.10	JZX81	TWC	1JZGE	<b>GWT-120A</b>	16110-49097
	2500	92.10-96.09	JZX90	EFI	1JZGE		16100-49815
	2500	92.10-96.09	JZX90	EFI	1JZGE	<b>GWT-120AH</b>	16100-49837
	2500	92.10-96.09	JZX90	EFI	1JZGE	<b>GWT-120A</b>	16110-49097
	2500	93.10-96.09	JZX93	EFI	1JZGE		16100-49815
	2500	93.10-96.09	JZX93	EFI	1JZGE	<b>GWT-120AH</b>	16100-49837
	2500	93.10-96.09	JZX93	EFI	1JZGE	<b>GWT-120A</b>	16110-49097
	2500	96.09-01.06	JZX100	TBO	1JZGTE		16100-49855
	2500	96.09-01.06	JZX100	TBO	1JZGTE		16110-49135
	2500	90.08-92.10	JZX81	TWT	1JZGTE		16090-49017
	2500	90.08-92.10	JZX81	TWT	1JZGTE		16110-46011
	2500	92.10-96.09	JZX90	TBO	1JZGTE		16090-49017
	2500	92.10-96.09	JZX90	TBO	1JZGTE		16110-46011
	3000	96.09-01.06	JZX101	EFI	2JZGE	<b>GWT-120AH</b>	16100-49837
	3000	98.08-01.06	JZX101	EFI	2JZGE	<b>GWT-118A</b>	16110-49148
	3000	92.10-96.09	JZX91	EFI	2JZGE	<b>GWT-120AH</b>	16100-49837
	3000	89.08-92.10	MX83	TWC	7MGE	<b>GWT-82A</b>	16100-49805
<b>COMFORT</b>	1800	96.04-01.08	SXS11Y	EFI	4SFE	<b>GWT-77A*</b>	16100-79185
	2000	95.12-01.02	GXS10	LPG	1GGPE		16100-79146
	2000	01.08-05.03	SXS13Y	EFI	3SFE	<b>GWT-77A*</b>	16100-79185
	2000	95.12-04.06	YXS10	LPG	3YPE	<b>GWT-114A</b>	16100-79037
	2000	95.12-04.06	YXS11	LPG	3YPE	<b>GWT-114A</b>	16100-79037
	2000	96.04-04.06	YXS11Y	LPG	3YPE	<b>GWT-114A</b>	16100-79037
	2400	95.12-99.08	LXS11	DTB	2LTE	<b>GWT-115A</b>	16100-59256
	2400	96.04-99.08	LXS11Y	DTB	2LTE	<b>GWT-115A</b>	16100-59256
<b>COROLLA II CARIB</b>	1300	82.05-86.04	AL20	GAS	2AU	<b>GWT-43A*</b>	16100-19028
	1300	82.05-86.04	AL20	GAS	2AU	<b>GWT-43A</b>	16110-19036
	1300	86.05-90.09	EL30	GAS	2E	<b>GWT-93A*</b>	16100-19195
	1300	86.05-90.09	EL30	GAS	2E	<b>GWT-93A</b>	16110-19106
	1300	90.09-94.09	EL41	EFI	4EFE	<b>GWT-117AH</b>	16100-19226
	1300	90.09-94.09	EL41	EFI	4EFE	<b>GWT-93A</b>	16110-19106
	1300	94.09-99.07	EL51	EFI	4EFE	<b>GWT-117AH</b>	16100-19226
	1300	94.09-99.07	EL51	EFI	4EFE	<b>GWT-93A</b>	16110-19106
	1300	94.09-99.07	EL51	EFI	4EFE	<b>GWT-117A</b>	16110-19107
	1500	86.05-90.09	NL30	DTB	1NT	<b>GWT-113A</b>	16100-59235
	1500	90.09-94.09	NL40	DTB	1NT	<b>GWT-113A</b>	16100-59235
	1500	94.09-99.07	NL50	DTB	1NT	<b>GWT-113A</b>	16100-59235
	1500	82.05-84.08	AL21	GAS	3AHU	<b>GWT-43A*</b>	16100-19028
	1500	82.05-84.08	AL21	GAS	3AHU	<b>GWT-43A</b>	16110-19036
	1500	84.08-86.04	AL21	GAS	3ASU	<b>GWT-43A*</b>	16100-19028
	1500	84.08-86.04	AL21	GAS	3ASU	<b>GWT-43A</b>	16110-19036
	1500	82.05-86.04	AL21	GAS	3AU	<b>GWT-43A*</b>	16100-19028
	1500	82.05-86.04	AL21	GAS	3AU	<b>GWT-43A</b>	16110-19036
	1500	86.05-90.09	EL31	GAS	3E	<b>GWT-93A*</b>	16100-19195
	1500	86.05-90.09	EL31	GAS	3E	<b>GWT-93A</b>	16110-19106
	1500	88.05-90.09	EL31	EFI	3EE	<b>GWT-117AH</b>	16100-19226
	1500	86.09-90.09	EL31	TBO	3ETE	<b>GWT-117AH</b>	16100-19226
	1500	86.09-88.05	EL31	TBO	3ETE	<b>GWT-93A</b>	16110-19106
	1500	90.09-94.09	EL43	EFI	5EFE	<b>GWT-117AH</b>	16100-19226
1500	90.09-94.09	EL43	EFI	5EFE	<b>GWT-93A</b>	16110-19106	

# TOYOTA

CAR NAME	C.C.	YEAR	MODEL	REMARK	ENGINE	GMB NO.	OEM NO.	
<b>COROLLA II CARIB</b>	1500	90.09-94.09	EL45		EFI	5EFE	GWT-117AH	16100-19226
	1500	90.09-94.09	EL45		EFI	5EFE	GWT-93A	16110-19106
	1500	94.09-99.07	EL53		EFI	5EFE	GWT-117AH	16100-19226
	1500	94.09-99.07	EL53		EFI	5EFE	GWT-93A	16110-19106
	1500	94.09-99.07	EL53		EFI	5EFE	GWT-117A	16110-19107
	1500	94.09-99.07	EL55		EFI	5EFE	GWT-117AH	16100-19226
	1500	94.09-99.07	EL55		EFI	5EFE	GWT-93A	16110-19106
	1500	94.09-99.07	EL55		EFI	5EFE	GWT-117A	16110-19107
	1500	90.09-94.09	EL43		EFS	5EFHE	GWT-117AH	16100-19226
	1500	90.09-94.09	EL43		EFS	5EFHE	GWT-93A	16110-19106
<b>COROLLA SPRINTER</b>	1200	69.09-70.04	KE11			3K	GWT-02A	16100-29016
	1200	69.09-70.04	KE17			3K	GWT-02A	16100-29016
	1200	69.09-70.04	KE18			3K	GWT-02A	16100-29016
	1200	70.05-74.03	KE20			3K	GWT-03A	16100-29026
	1200	74.04-75.11	KE20			3K	GWT-09A	16100-29028
	1200	70.05-74.03	KE25			3K	GWT-03A	16100-29026
	1200	70.05-74.03	KE26			3K	GWT-03A	16100-29026
	1200	74.04-77.12	KE26			3K	GWT-09A	16100-29028
	1200	74.04-75.11	KE30			3K	GWT-10A	16100-29046
	1200	74.04-75.11	KE35			3K	GWT-10A	16100-29046
	1200	78.05-79.08	KE36			3K	GWT-30A	16100-19016
	1200	75.11-78.05	KE36			3K	GWT-10A	16100-29046
	1200	74.04-75.11	KE40			3K	GWT-10A	16100-29046
	1200	74.04-75.11	KE45			3K	GWT-10A	16100-29046
	1200	76.01-78.05	KE50			3K	GWT-09A	16100-29028
	1200	76.01-78.05	KE60			3K	GWT-09A	16100-29028
	1300	83.05-85.05	AE80		GAS	2ALU	GWT-58A*	16100-19106
	1300	83.05-85.05	AE80		GAS	2ALU	GWT-58A	16110-19047
	1300	91.09-94.01	EE106V		GAS	2E	GWT-117AH	16100-19226
	1300	91.09-94.01	EE106V		GAS	2E	GWT-93A	16110-19106
	1300	87.05-91.06	EE90		GAS	2E	GWT-117AH	16100-19226
	1300	87.05-91.06	EE90		GAS	2E	GWT-93A	16110-19106
	1300	87.08-91.09	EE96V		GAS	2E	GWT-117AH	16100-19226
	1300	87.08-91.09	EE96V		GAS	2E	GWT-93A	16110-19106
	1300	87.08-91.09	EE97G		GAS	2E	GWT-117AH	16100-19226
	1300	87.08-91.09	EE97G		GAS	2E	GWT-93A	16110-19106
	1300	85.05-87.04	EE80		GAS	2ELU	GWT-68A*	16100-19135
	1300	85.05-87.04	EE80		GAS	2ELU	GWT-93A*	16100-19195
	1300	85.05-87.04	EE80		GAS	2ELU	GWT-93A	16110-19106
	1300	00.08-04.04	NZE120		EFI	2NZFE	GWT-101A	16100-29155
	1300	85.01-	EL53 ~ 56			4E	GWT-93A	16100-19125
	1300	91.06-95.05	EE101		EFI	4EFE	GWT-117AH	16100-19226
	1300	91.06-95.05	EE101		EFI	4EFE	GWT-93A	16110-19106
	1300	94.01-02.06	EE102V		EFI	4EFE	GWT-117AH	16100-19226
	1300	94.01-98.04	EE102V		EFI	4EFE	GWT-93A	16110-19106
	1300	94.01-02.06	EE102V		EFI	4EFE	GWT-117A	16110-19107
	1300	95.05-00.08	EE111		EFI	4EFE	GWT-117AH	16100-19226
	1300	95.05-98.04	EE111		EFI	4EFE	GWT-93A	16110-19106
	1300	95.05-00.08	EE111		EFI	4EFE	GWT-117A	16110-19107
	1300	77.10-79.02	KE55			4K	GWT-30A	16100-19016
	1300	77.10-79.02	KE65			4K	GWT-30A	16100-19016
	1300	79.03-83.07	KE70			4K	GWT-30A	16100-19016
	1300	81.08-83.04	KE70			4K	GWT-59A	16100-19076
1300	79.08-81.08	KE71			4K	GWT-30A	16100-19016	
1300	81.08-87.08	KE72			4K	GWT-59A	16100-19076	
1300	81.08-83.07	KE73			4K	GWT-30A	16100-19016	
1300	83.07-87.08	KE73			4K	GWT-50A	16100-19056	
1400	70.09-83.08	TE20			T	GWT-01A	16100-25012	
1400	70.09-83.08	TE25			T	GWT-01A	16100-25012	
1400	74.04-77.01	TE30			T	GWT-01A	16100-25012	
1400	74.04-77.01	TE35			T	GWT-01A	16100-25012	
1400	74.04-79.08	TE36			T	GWT-01A	16100-25012	

# TOYOTA

CAR NAME	C.C.	YEAR	MODEL	REMARK	ENGINE	GMB NO.	OEM NO.
COROLLA SPRINTER	1400	74.04-77.01	TE40		T	GWT-01A	16100-25012
	1400	74.04-77.01	TE45		T	GWT-01A	16100-25012
	1400	77.01-79.02	TE50		T	GWT-31AF	16100-28020
	1400	77.01-79.02	TE60		T	GWT-31AF	16100-28020
	1400	77.01-77.03	TE60		T	GWT-35A	16110-26020
	1400	77.03-79.02	TE60		T	GWT-31A	16110-28010
	1500	00.08-04.04	NZE121	EFI	1NZFE	GWT-101A	16100-29155
	1500	00.08-04.04	NZE121G	EFI	1NZFE	GWT-101A	16100-29155
	1500	00.08-04.04	NZE124	EFI	1NZFE	GWT-101A	16100-29155
	1500	00.08-04.04	NZE124G	EFI	1NZFE	GWT-101A	16100-29155
	1500	79.03-83.04	AE70		3A	GWT-49A	16100-19036
	1500	83.05-87.04	AE81	GAS	3ALU	GWT-58A*	16100-19106
	1500	83.05-87.04	AE81	GAS	3ALU	GWT-58A	16110-19047
	1500	83.05-87.04	AE85	GAS	3AU	GWT-49A*	16100-19037
	1500	83.05-87.04	AE85	GAS	3AU	GWT-49A	16110-19115
	1500	91.09-94.01	EE107V	GAS	3E	GWT-117AH	16100-19226
	1500	91.09-94.01	EE107V	GAS	3E	GWT-93A	16110-19106
	1500	91.09-94.01	EE108G	GAS	3E	GWT-117AH	16100-19226
	1500	91.09-94.01	EE108G	GAS	3E	GWT-93A	16110-19106
	1500	87.08-91.09	EE98V	GAS	3E	GWT-117AH	16100-19226
	1500	87.08-91.09	EE98V	GAS	3E	GWT-93A	16110-19106
	1500	87.05-89.05	AE91	GAS	5AF	GWT-78A*	16100-19205
	1500	87.05-89.05	AE91	GAS	5AF	GWT-78A	16110-19076
	1500	87.08-89.08	AE91G	GAS	5AF	GWT-78A*	16100-19205
	1500	87.08-89.08	AE91G	GAS	5AF	GWT-78A	16110-19076
	1500	91.06-98.08	AE100	EFI	5AFE	GWT-83AH	16100-19295
	1500	91.06-98.08	AE100	EFI	5AFE	GWT-83A	16110-19146
	1500	98.04-00.08	AE100G	EFI	5AFE		16100-09120
	1500	91.09-00.08	AE100G	EFI	5AFE	GWT-83AH	16100-19295
	1500	91.09-00.08	AE100G	EFI	5AFE	GWT-83A	16110-19146
	1500	98.04-00.08	AE110	EFI	5AFE		16100-09120
	1500	95.05-00.08	AE110	EFI	5AFE	GWT-83AH	16100-19295
	1500	95.05-00.08	AE110	EFI	5AFE	GWT-83A	16110-19146
	1500	87.05-92.05	AE91	EFI	5AFE	GWT-78A*	16100-19205
	1500	87.05-92.05	AE91	EFI	5AFE	GWT-78A	16110-19076
	1500	89.08-91.09	AE91G	EFI	5AFE	GWT-78A*	16100-19205
	1500	89.08-91.09	AE91G	EFI	5AFE	GWT-78A	16110-19076
	1500	89.05-92.05	AE91	EFS	5AFHE	GWT-78A*	16100-19205
	1500	89.05-92.05	AE91	EFS	5AFHE	GWT-78A	16110-19076
	1500	94.01-02.06	EE103V	EFI	5EFE	GWT-93A*	16100-19226
	1500	94.01-98.04	EE103V	EFI	5EFE	GWT-93A	16110-19106
	1500	94.01-02.06	EE103V	EFI	5EFE	GWT-117A	16110-19107
	1500	94.01-02.06	EE104G	EFI	5EFE	GWT-93A*	16100-19226
	1500	94.01-98.04	EE104G	EFI	5EFE	GWT-93A	16110-19106
	1500	94.01-02.06	EE104G	EFI	5EFE	GWT-117A	16110-19107
	1500	83.08-87.08	KE74		5K	GWT-59A	16100-19076
	1600	76.01-77.01	TE52		12T	GWT-01A	16100-28012
	1600	77.03-77.08	TE52		12T	GWT-31AF	16100-28020
	1600	77.08-79.02	TE56		12T	GWT-31AF	16100-28020
	1600	76.01-77.01	TE62		12T	GWT-01A	16100-28012
1600	77.03-77.08	TE62		12T	GWT-31AF	16100-28020	
1600	77.03-77.08	TE62		12T	GWT-31A	16110-28010	
1600	77.08-79.02	TE66		12T	GWT-31AF	16100-28020	
1600	77.08-79.02	TE66		12T	GWT-31A	16110-28010	
1600	79.08-83.08	TE73		12T	GWT-31AF	16100-28020	
1600	79.08-83.08	TE73V		12T	GWT-31AF	16100-28020	
1600	79.08-83.08	TE74		12T	GWT-31AF	16100-28020	
1600	79.08-83.08	TE74V		12T	GWT-31AF	16100-28020	
1600	79.08-83.08	TE74V		12T	GWT-31A	16110-28010	
1600	73.04-74.03	TE21		2T	GWT-01A	16100-25012	
1600	73.04-74.03	TE27		2T	GWT-01A	16100-25012	
1600	72.03-74.03	TE27		2T	GWT-46A	16100-88221	
1600	74.04-76.04	TE31		2T	GWT-01A	16100-25012	

# TOYOTA

CAR NAME	C.C.	YEAR	MODEL	REMARK	ENGINE	GMB NO.	OEM NO.
COROLLA SPRINTER	1600	74.04-76.04	TE37		2T	GWT-01A	16100-25012
	1600	74.04-75.11	TE37		2T	GWT-46A	16100-88221
	1600	74.04-76.04	TE41		2T	GWT-01A	16100-25012
	1600	74.04-76.04	TE47		2T	GWT-01A	16100-25012
	1600	74.04-75.11	TE47		2T	GWT-46A	16100-88221
	1600	76.05-78.05	TE51		2T	GWT-01A	16100-25012
	1600	77.01-79.02	TE51		2T	GWT-45A	16110-88260
	1600	77.01-79.02	TE55		2T	GWT-45A	16110-88260
	1600	76.05-78.05	TE61		2T	GWT-01A	16100-25012
	1600	77.01-79.02	TE61		2T	GWT-45A	16110-88260
	1600	77.01-79.02	TE65		2T	GWT-45A	16110-88260
	1600	79.03-83.04	TE71		2T	GWT-45A	16110-88260
	1600	83.05-87.04	AE82	EFI	4AELU	GWT-58A*	16100-19106
	1600	83.05-87.04	AE82	EFI	4AELU	GWT-58A	16110-19047
	1600	87.10-89.05	AE95	GAS	4AF	GWT-78A*	16100-19205
	1600	87.10-89.05	AE95	GAS	4AF	GWT-78A	16110-19076
	1600	91.06-98.08	AE101	EFI	4AFE	GWT-83AH	16100-19295
	1600	91.06-98.08	AE101	EFI	4AFE	GWT-83A	16110-19146
	1600	91.09-95.05	AE104	EFI	4AFE	GWT-83AH	16100-19295
	1600	91.09-95.05	AE104	EFI	4AFE	GWT-83A	16110-19146
	1600	98.04-00.08	AE104G	EFI	4AFE		16100-09120
	1600	95.05-00.08	AE104G	EFI	4AFE	GWT-83AH	16100-19295
	1600	95.05-00.08	AE104G	EFI	4AFE	GWT-83A	16110-19146
	1600	98.04-02.06	AE109V	EFI	4AFE		16100-09120
	1600	96.05-02.06	AE109V	EFI	4AFE	GWT-83AH	16100-19295
	1600	96.05-02.06	AE109V	EFI	4AFE	GWT-83A	16110-19146
	1600	98.04-00.08	AE111	EFI	4AFE		16100-09120
	1600	95.05-00.08	AE111	EFI	4AFE	GWT-83AH	16100-19295
	1600	95.05-00.08	AE111	EFI	4AFE	GWT-83A	16110-19146
	1600	97.04-02.07	AE111G	EFI	4AFE		16100-09120
	1600	96.05-02.07	AE111G	EFI	4AFE	GWT-83AH	16100-19295
	1600	96.05-02.07	AE111G	EFI	4AFE	GWT-83A	16110-19146
	1600	98.04-00.08	AE114	EFI	4AFE		16100-09120
	1600	95.05-00.08	AE114	EFI	4AFE	GWT-83AH	16100-19295
	1600	95.05-00.08	AE114	EFI	4AFE	GWT-83A	16110-19146
	1600	98.04-02.07	AE114G	EFI	4AFE		16100-09120
	1600	95.08-02.07	AE114G	EFI	4AFE	GWT-83AH	16100-19295
	1600	95.08-02.07	AE114G	EFI	4AFE	GWT-83A	16110-19146
	1600	89.05-91.06	AE95	EFI	4AFE	GWT-78A*	16100-19205
	1600	89.05-91.06	AE95	EFI	4AFE	GWT-78A	16110-19076
	1600	88.02-90.09	AE95G	EFI	4AFE	GWT-78A*	16100-19205
	1600	88.02-90.09	AE95G	EFI	4AFE	GWT-78A	16110-19076
	1600	90.09-95.08	AE95G	EFS	4AFHE	GWT-78A*	16100-19205
	1600	90.09-95.08	AE95G	EFS	4AFHE	GWT-78A	16110-19076
	1600	91.06-98.08	AE101	EFI	4AGE		16100-19245
	1600	92.05-98.08	AE101	EFI	4AGE	GWT-121A*	16100-19285
	1600	91.06-98.08	AE101	EFI	4AGE	GWT-129A	16110-19125
	1600	92.05-98.08	AE101	EFI	4AGE	GWT-121A	16110-19195
	1600	96.05-00.08	AE101G	EFI	4AGE	GWT-121A*	16100-19285
	1600	96.05-00.08	AE101G	EFI	4AGE	GWT-121A	16110-19195
1600	91.06-95.05	AE101	TWC	4AGE		16100-19245	
1600	91.06-95.05	AE101	TWC	4AGE	GWT-129A	16110-19125	
1600	95.05-00.08	AE111	EFI	4AGE	GWT-121A*	16100-19285	
1600	95.05-00.08	AE111	EFI	4AGE	GWT-121A	16110-19195	
1600	96.05-02.07	AE111G	EFI	4AGE	GWT-121A*	16100-19285	
1600	96.05-02.07	AE111G	EFI	4AGE	GWT-121A	16110-19195	
1600	87.05-92.05	AE92	EFI	4AGE	GWT-63A*	16100-19115	
1600	87.05-92.05	AE92	EFI	4AGE	GWT-63A	16110-19165	
1600	84.10-87.04	AE82	EFI	4AGELU	GWT-63A*	16100-19115	
1600	84.10-87.04	AE82	EFI	4AGELU	GWT-63A	16110-19165	
1600	83.05-87.04	AE86	EFI	4AGEU	GWT-62A*	16100-19095	
1600	83.05-87.04	AE86	EFI	4AGEU	GWT-62A	16110-19155	
1600	91.06-95.05	AE101	SPC	4AGZE	GWT-63A*	16100-19115	

# TOYOTA

CAR NAME	C.C.	YEAR	MODEL	REMARK	ENGINE	GMB NO.	OEM NO.
<b>COROLLA SPRINTER</b>	1600	91.06-95.05	AE101	SPC	4AGZE	<b>GWT-63A</b>	16110-19165
	1600	87.05-91.06	AE92	SPC	4AGZE	<b>GWT-63A*</b>	16100-19115
	1600	87.05-91.06	AE92	SPC	4AGZE	<b>GWT-63A</b>	16110-19165
	1800	79.08-81.08	TE70		13T	<b>GWT-31AF</b>	16100-28020
	1800	79.08-81.08	TE70		13T	<b>GWT-31A</b>	16110-28010
	1800	87.05-91.06	CE90	DIE	1C	<b>GWT-94A</b>	16100-64H05
	1800	87.05-91.06	CE90	DIE	1C	<b>GWT-57A</b>	16100-69275
	1800	87.08-91.09	CE96V	DIE	1C	<b>GWT-94A</b>	16100-64H05
	1800	88.08-89.08	CE96V	DIE	1C	<b>GWT-57A</b>	16100-69275
	1800	87.08-91.09	CE97G	DIE	1C	<b>GWT-94A</b>	16100-64H05
	1800	83.05-87.04	CE80	DIE	1CL	<b>GWT-57A</b>	16100-69275
	1800	00.08-04.04	ZZE122	EFI	1ZZFE	<b>GWT-133A</b>	16100-29415
	1800	00.08-	ZZE122G	EFI	1ZZFE	<b>GWT-133A</b>	16100-29415
	1800	00.08-04.04	ZZE124	EFI	1ZZFE	<b>GWT-133A</b>	16100-29415
	1800	00.08-04.04	ZZE124G	EFI	1ZZFE	<b>GWT-133A</b>	16100-29415
	1800	01.01-	ZZE123	EFI	2ZZGE	<b>GWT-124A</b>	16100-29145
	1800	00.08-	ZZE123G	EFI	2ZZGE	<b>GWT-124A</b>	16100-29145
	1800	95.08-02.07	AE115G	EFI	7AFE	<b>GWT-86AH</b>	16100-19305
	1800	95.08-02.07	AE115G	EFI	7AFE		16110-19176
	1800	95.08-02.07	AE115G	EFI	7AFE	<b>GWT-86A</b>	16110-19185
	2000	91.06-95.05	CE100	DIE	2C	<b>GWT-94A</b>	16100-64H07
	2000	95.05-98.04	CE100G	DIE	2C	<b>GWT-94A</b>	16100-64H07
	2000	91.09-95.05	CE104	DIE	2C	<b>GWT-94A</b>	16100-64H07
	2000	91.09-98.04	CE106V	DIE	2C	<b>GWT-94A</b>	16100-64H07
	2000	91.09-98.04	CE108G	DIE	2C	<b>GWT-94A</b>	16100-64H07
	2000	91.09-98.04	CE109V	DIE	2C	<b>GWT-94A</b>	16100-64H07
	2000	95.05-98.04	CE110	DIE	2C	<b>GWT-94A</b>	16100-64H07
	2000	95.05-98.04	CE114	DIE	2C	<b>GWT-94A</b>	16100-64H07
	2000	89.10-91.06	CE95	DIE	2C	<b>GWT-94A</b>	16100-64H05
	2200	98.04-00.08	CE101G	DIE	3CE	<b>GWT-94A</b>	16100-69435
	2200	98.04-02.06	CE102G	DIE	3CE	<b>GWT-94A</b>	16100-69435
	2200	98.04-02.06	CE105V	DIE	3CE	<b>GWT-94A</b>	16100-69435
	2200	98.04-02.06	CE107V	DIE	3CE	<b>GWT-94A</b>	16100-69435
	2200	98.04-00.08	CE113	DIE	3CE	<b>GWT-94A</b>	16100-69435
	2200	98.04-00.08	CE116	DIE	3CE	<b>GWT-94A</b>	16100-69435
	2200	00.08-04.04	CE121	DIE	3CE	<b>GWT-94A</b>	16100-69435
2200	00.08-04.04	CE121G	DIE	3CE	<b>GWT-94A</b>	16100-69435	
D	81.08-83.08	TE74		12T	<b>GWT-31AF</b>	16100-28020	
D	81.08-83.08	TE74		12T	<b>GWT-31A</b>	16110-28010	
D	82.02-83.04	CE70		1C	<b>GWT-57A</b>	16100-69085	
D	82.02-83.04	CE71		1C	<b>GWT-57A</b>	16100-69085	
D	82.02-83.04	CE72		1C	<b>GWT-57A</b>	16100-69085	
<b>CORONA</b>	1500	70.02-70.09	RT80		2R	<b>GWT-25A</b>	16100-39035
	1500	70.09-71.01	RT80		2R	<b>GWT-05A</b>	16100-39115
	1500	70.02-70.09	RT86		2R	<b>GWT-25A</b>	16100-39035
	1500	70.09-71.01	RT86		2R	<b>GWT-05A</b>	16100-39115
	1500	70.09-71.01	RT90		2R	<b>GWT-05A</b>	16100-39115
	1500	83.10-87.11	AT150	GAS	3ALU	<b>GWT-58A*</b>	16100-19106
	1500	83.10-87.11	AT150	GAS	3ALU	<b>GWT-58A</b>	16110-19047
	1500	82.01-87.12	AT140	GAS	3AU	<b>GWT-49A*</b>	16100-19037
	1500	82.01-87.12	AT140	GAS	3AU	<b>GWT-49A</b>	16110-19115
	1500	87.12-92.11	ET176V	GAS	3E	<b>GWT-117AH</b>	16100-19226
	1500	87.12-92.11	ET176V	GAS	3E	<b>GWT-93A</b>	16110-19106
	1500	87.12-89.11	AT170	GAS	5AF	<b>GWT-78A*</b>	16100-19205
	1500	87.12-89.11	AT170	GAS	5AF	<b>GWT-78A</b>	16110-19076
	1500	89.11-92.02	AT170	EFI	5AFE	<b>GWT-78A*</b>	16100-19205
	1500	89.11-92.02	AT170	EFI	5AFE	<b>GWT-78A</b>	16110-19076
	1500	83.10-87.12	KT147V	GAS	5KJ	<b>GWT-59A</b>	16100-19077
	1600	73.08-75.11	RT100		12R	<b>GWT-05A</b>	16100-39115
	1600	75.11-78.08	RT100		12R	<b>GWT-12A</b>	16100-39116
1600	73.08-75.11	RT106		12R	<b>GWT-05A</b>	16100-39115	
1600	75.11-78.08	RT120		12R	<b>GWT-12A</b>	16100-39116	

# TOYOTA

CAR NAME	C.C.	YEAR	MODEL	REMARK	ENGINE	GMB NO.	OEM NO.
CORONA	1600	79.02-81.08	RT130		12R	GWT-12A	16100-39116
	1600	81.08-82.08	RT130		12R		16100-39285
	1600	71.02-73.07	RT69		12R	GWT-05A	16100-39115
	1600	71.02-73.07	RT81		12R	GWT-05A	16100-39115
	1600	71.02-73.07	RT87		12R	GWT-05A	16100-39115
	1600	71.02-73.07	RT91		12R	GWT-05A	16100-39115
	1600	77.08-78.08	TT125		12T	GWT-31AF	16100-28020
	1600	77.08-78.08	TT125		12T	GWT-31A	16110-28010
	1600	78.09-81.12	TT130		12T	GWT-31AF	16100-28020
	1600	78.09-81.12	TT130		12T	GWT-31A	16110-28010
	1600	79.12-81.12	TT138		12T	GWT-31AF	16100-28020
	1600	79.12-81.12	TT138		12T	GWT-31A	16110-28010
	1600	82.01-83.10	TT147V	GAS	12TJ	GWT-31AF	16100-28020
	1600	82.01-83.10	TT147V	GAS	12TJ	GWT-31A	16110-28010
	1600	73.08-76.04	TT100		2T	GWT-01A	16100-25012
	1600	73.08-78.08	TT106		2T	GWT-01A	16100-25012
	1600	73.08-76.04	TT110		2T	GWT-01A	16100-25012
	1600	76.05-78.08	TT120		2T	GWT-01A	16100-25012
	1600	78.09-79.12	TT137		2T	GWT-01A	16100-25012
	1600	88.08-92.02	AT175	EFI	4AFE	GWT-78A*	16100-19205
	1600	88.08-92.02	AT175	EFI	4AFE	GWT-78A	16110-19076
	1600	92.02-96.01	AT190	EFI	4AFE	GWT-83AH	16100-19295
	1600	92.02-96.01	AT190	EFI	4AFE	GWT-83A	16110-19146
	1600	98.08-01.12	AT210	EFI	4AFE		16100-09120
	1600	96.01-01.12	AT210	EFI	4AFE	GWT-83AH	16100-19295
	1600	96.01-01.12	AT210	EFI	4AFE	GWT-83A	16110-19146
	1600	85.08-87.08	AT160	TWC	4AGELU	GWT-63A*	16100-19115
	1600	85.08-87.08	AT160	TWC	4AGELU	GWT-63A	16110-19165
	1600	83.10-85.08	AT141	EFI	4AGEU	GWT-62A*	16100-19095
	1600	83.10-85.08	AT141	EFI	4AGEU	GWT-62A	16110-19155
	1600	70.02-70.09	RT82		7R	GWT-26AF	16100-39015
	1600	70.02-70.09	RT82		7R	GWT-44A	16120-33010
	1700	70.10-73.07	RT84		6R	GWT-26AF	16100-39135
	1700	70.10-73.07	RT88		6R	GWT-26AF	16100-39135
	1700	70.10-73.07	RT94		6R	GWT-26AF	(16100-39135)
	1700	70.10-73.07	RT94		6R	GWT-44A	16120-33010
	1800	77.11-78.08	TT126		13T	GWT-31AF	16100-28020
	1800	77.11-78.08	TT126		13T	GWT-31A	16110-28010
	1800	78.09-81.12	TT131		13T	GWT-31AF	16100-28020
	1800	78.09-81.12	TT131		13T	GWT-31A	16110-28010
	1800	75.09-75.11	RT102		16R	GWT-26AF*	16100-39205
	1800	75.11-78.08	RT102		16R	GWT-27AFH	16100-39236
	1800	75.09-75.11	RT108		16R	GWT-26AF*	16100-39205
	1800	75.11-78.08	RT108		16R	GWT-80A	16100-39215
	1800	75.11-78.08	RT108		16R	GWT-44A	16120-34090
	1800	75.09-75.11	RT112		16R	GWT-26AF*	16100-39205
	1800	75.11-78.08	RT112		16R	GWT-27AFH	16100-39236
	1800	75.09-75.11	RT112		16R	GWT-44A	16120-34090
	1800	75.11-78.08	RT112		16R	GWT-27A	16120-34100
	1800	78.09-79.12	RT137		16R	GWT-80A	16100-39215
1800	78.09-79.12	RT137		16R	GWT-44A	16120-34090	
1800	82.01-86.12	CT140	DIE	1C	GWT-94A	16100-64H04	
1800	82.01-87.12	CT147V	DIE	1C	GWT-94A	16100-64H04	
1800	83.10-87.11	ST150	EFI	1SELU	GWT-53A*	16100-69076	
1800	83.10-87.11	ST150	EFI	1SELU	GWT-53A	16110-69037	
1800	85.08-87.11	ST160	EFI	1SELU	GWT-53A*	16100-69076	
1800	85.08-87.11	ST160	EFI	1SELU	GWT-53A	16110-69037	
1800	83.10-87.11	ST150	CI	1SILU	GWT-53A*	16100-69076	
1800	83.10-87.11	ST150	CI	1SILU	GWT-53A	16110-69037	
1800	85.08-88.05	ST160	CI	1SILU	GWT-53A*	16100-69076	
1800	85.08-88.05	ST160	CI	1SILU	GWT-53A	16110-69037	
1800	83.01-83.10	ST150	GAS	1SLU	GWT-53A*	16100-69076	
1800	83.01-83.10	ST150	GAS	1SLU	GWT-53A	16110-69037	

# TOYOTA

CAR NAME	C.C.	YEAR	MODEL	REMARK	ENGINE	GMB NO.	OEM NO.
CORONA	1800	82.01-87.12	ST140	GAS	1SU	GWT-53A*	16100-69075
	1800	82.01-87.12	ST140	GAS	1SU	GWT-53A	16110-69037
	1800	82.09-98.04	YT140	LPG	2YPU	GWT-114A	16100-79037
	1800	77.03-78.08	TT121		3T	GWT-31AF	16100-28020
	1800	77.03-78.08	TT121		3T	GWT-31A	16110-28010
	1800	78.09-81.12	TT132		3T	GWT-31AF	16100-28020
	1800	78.09-81.12	TT132		3T	GWT-31A	16110-28010
	1800	82.01-83.10	TT142	EFI	3TEU	GWT-31AF	16100-28020
	1800	82.01-83.10	TT142	EFI	3TEU	GWT-31A	16110-28010
	1800	82.10-85.08	TT142	TBO	3TGTEU		16030-88280
	1800	82.10-85.08	TT142	TBO	3TGTEU		16100-88280
	1800	89.11-92.02	ST170	EFI	4SFE	GWT-77A*	16100-79185
	1800	89.11-92.02	ST170	EFI	4SFE	GWT-77A	16110-79026
	1800	90.08-93.09	ST180	EFI	4SFE	GWT-77A*	16100-79185
	1800	90.08-93.09	ST180	EFI	4SFE	GWT-77A	16110-79026
	1800	90.08-93.09	ST181	EFI	4SFE	GWT-77A*	16100-79185
	1800	90.08-93.09	ST181	EFI	4SFE	GWT-77A	16110-79026
	1800	92.02-96.01	ST190	EFI	4SFE	GWT-77A*	16100-79185
	1800	92.02-96.01	ST190	EFI	4SFE	GWT-77A	16110-79026
	1800	92.11-96.01	ST190Y	EFI	4SFE	GWT-77A*	16100-79185
	1800	92.11-96.01	ST190Y	EFI	4SFE	GWT-77A	16110-79026
	1800	93.09-98.04	ST200	EFI	4SFE	GWT-77A*	16100-79185
	1800	93.09-98.04	ST200	EFI	4SFE	GWT-77A	16110-79026
	1800	93.09-94.10	ST201	EFI	4SFE	GWT-77A*	16100-79185
	1800	93.09-94.10	ST201	EFI	4SFE	GWT-77A	16110-79026
	1800	88.05-89.08	ST163	CI	4SFI	GWT-77A*	16100-79185
	1800	88.05-89.08	ST163	CI	4SFI	GWT-77A	16110-79026
	1800	87.12-89.11	ST170	CI	4SFI	GWT-77A*	16100-79185
	1800	87.12-89.11	ST170	CI	4SFI	GWT-77A	16110-79026
	1800	89.09-90.08	ST180	CI	4SFI	GWT-77A*	16100-79135
	1800	89.09-90.08	ST180	CI	4SFI	GWT-77A	16110-79026
	1800	89.09-90.08	ST181	CI	4SFI	GWT-77A*	16100-79135
	1800	89.09-90.08	ST181	CI	4SFI	GWT-77A	16110-79026
	1800	83.08-75.09	RT102		6R	GWT-26AF	(16100-39135)
	1800	83.08-75.09	RT108		6R	GWT-26AF	(16100-39135)
	1800	83.08-75.09	RT112		6R	GWT-26AF	(16100-39135)
	1800	83.08-75.09	RT112		6R	GWT-44A	16120-33010
	1800	96.01-01.12	AT211	EFI	7AFE	GWT-86AH	16100-19305
	1800	96.01-01.12	AT211	EFI	7AFE		16110-19176
	1800	96.01-01.12	AT211	EFI	7AFE	GWT-86A	16110-19185
	1900	71.02-72.07	RT93		8R	GWT-26AF	(16100-39135)
	1900	71.02-72.07	RT93		8R	GWT-44A	16120-33010
	2000	73.08-75.09	RT104		18R	GWT-26AF*	16100-39016
	2000	75.09-75.11	RT104		18R	GWT-26AF*	16100-39017
	2000	73.08-75.11	RT104		18R	GWT-26AF*	16100-39165
	2000	75.12-77.01	RT104		18R	GWT-27AFH	16100-39226
	2000	73.08-75.09	RT114		18R	GWT-26AF*	16100-39016
	2000	75.09-75.11	RT114		18R	GWT-26AF*	16100-39017
	2000	73.08-75.11	RT114		18R	GWT-26AF*	16100-39165
	2000	75.12-77.01	RT114		18R	GWT-27AFH	16100-39226
2000	73.08-75.11	RT114		18R	GWT-44A	16120-33010	
2000	75.12-77.01	RT114		18R	GWT-27A	16120-34100	
2000	76.06-78.08	RT122		18R	GWT-27AFH	16100-39236	
2000	76.06-78.08	RT122		18R	GWT-27A	16120-34100	
2000	72.08-73.07	RT95		18R	GWT-26AF*	16100-39135	
2000	72.08-73.07	RT95		18R	GWT-44A	16120-33010	
2000	78.09-81.12	TR132		18R	GWT-27AFH	16100-39227	
2000	78.09-81.12	TR132		18R	GWT-27A	16120-34100	
2000	82.01-82.10	TR141		18R	GWT-27AFH	16100-39227	
2000	82.01-82.10	TR141		18R	GWT-27A	16120-34100	
2000	82.01-82.10	RT141	EFI	18RGEU	GWT-27AFH	16100-39228	
2000	82.01-82.10	RT141	EFI	18RGEU	GWT-27A	16110-88251	
2000	74.12-75.10	RT103		19R	GWT-26AF*	16100-39196	



# TOYOTA

CAR NAME	C.C.	YEAR	MODEL	REMARK	ENGINE	GMB NO.	OEM NO.
<b>CORONA</b>	2000	74.12-75.10	RT103		19R	<b>GWT-44A</b>	16120-33010
	2000	76.05-78.08	RT123		19R	<b>GWT-27AFH</b>	16100-39236
	2000	76.05-78.08	RT123		19R	<b>GWT-27A</b>	16120-34100
	2000	78.09-81.12	RT133		21R	<b>GWT-41A</b>	16100-39326
	2000	86.12-91.11	CT141	DIE	2C	<b>GWT-94A</b>	16100-64H04
	2000	87.12-92.02	CT170	DIE	2C	<b>GWT-94A</b>	16100-64H07
	2000	87.12-92.11	CT176V	DIE	2C	<b>GWT-94A</b>	16100-64H05
	2000	92.02-96.01	CT190	DIE	2C	<b>GWT-94A</b>	16100-64H07
	2000	92.11-96.01	CT190Y	DIE	2C	<b>GWT-94A</b>	16100-64H07
	2000	92.08-96.01	CT195	DIE	2C	<b>GWT-94A</b>	16100-64H07
	2000	83.10-87.11	CT150	DIE	2CL	<b>GWT-94A</b>	16100-64H04
	2000	96.01-97.12	CT210	DTB	2CT	<b>GWT-94A</b>	16100-64H07
	2000	96.01-97.12	CT215	DTB	2CT	<b>GWT-94A</b>	16100-64H07
	2000	87.08-89.08	ST162	EFI	3SFE	<b>GWT-77A*</b>	16100-79185
	2000	87.08-89.08	ST162	EFI	3SFE	<b>GWT-77A</b>	16110-79026
	2000	87.12-92.02	ST171	EFI	3SFE	<b>GWT-77A*</b>	16100-79185
	2000	87.12-92.02	ST171	EFI	3SFE	<b>GWT-77A</b>	16110-79026
	2000	89.09-93.09	ST182	EFI	3SFE	<b>GWT-77A*</b>	16100-79135
	2000	89.09-93.09	ST182	EFI	3SFE	<b>GWT-77A</b>	16110-79026
	2000	89.09-93.09	ST183	EFI	3SFE	<b>GWT-77A*</b>	16100-79135
	2000	89.09-93.09	ST183	EFI	3SFE	<b>GWT-77A</b>	16110-79026
	2000	92.02-96.01	ST191	EFI	3SFE	<b>GWT-77A*</b>	16100-79185
	2000	92.02-96.01	ST191	EFI	3SFE	<b>GWT-77A</b>	16110-79026
	2000	92.02-96.01	ST195	EFI	3SFE	<b>GWT-77A*</b>	16100-79185
	2000	92.02-96.01	ST195	EFI	3SFE	<b>GWT-77A</b>	16110-79026
	2000	93.09-98.04	ST202	EFI	3SFE	<b>GWT-77A*</b>	16100-79185
	2000	93.09-98.04	ST202	EFI	3SFE	<b>GWT-77A</b>	16110-79026
	2000	93.09-97.12	ST203	EFI	3SFE	<b>GWT-77A*</b>	16100-79185
	2000	93.09-97.12	ST203	EFI	3SFE	<b>GWT-77A</b>	16110-79026
	2000	96.01-97.12	ST210	EFI	3SFE	<b>GWT-77A*</b>	16100-79185
	2000	96.01-97.12	ST210	EFI	3SFE	<b>GWT-77A</b>	16110-79026
	2000	96.01-01.12	ST215	EFI	3SFE	<b>GWT-77A*</b>	16100-79185
	2000	96.01-01.12	ST215	EFI	3SFE	<b>GWT-77A</b>	16110-79026
	2000	96.12-01.12	ST210	D4	3SFSE	<b>GWT-77A*</b>	16100-79185
	2000	96.12-01.12	ST210	D4	3SFSE	<b>GWT-77A</b>	16110-79026
	2000	87.12-92.02	ST171	EFI	3SGE	<b>GWT-67A*</b>	16100-79126
	2000	87.12-89.11	ST171	EFI	3SGE	<b>GWT-67A</b>	16110-79095
	2000	89.11-92.02	ST171	EFI	3SGE	<b>GWT-107A</b>	16110-79115
	2000	89.09-93.09	ST182	TWC	3SGE		16100-79175
	2000	89.09-93.09	ST182	TWC	3SGE	<b>GWT-107A</b>	16110-79115
	2000	89.09-93.09	ST183	TWC	3SGE		16100-79175
	2000	89.09-93.09	ST183	TWC	3SGE	<b>GWT-107A</b>	16110-79115
	2000	93.09-98.04	ST202	TWC	3SGE	<b>GWT-122A*</b>	16100-79225
	2000	93.09-98.04	ST202	TWC	3SGE	<b>GWT-122A</b>	16110-79135
	2000	94.05-98.04	ST205	TWC	3SGE	<b>GWT-122A*</b>	16100-79225
	2000	94.05-98.04	ST205	TWC	3SGE	<b>GWT-122A</b>	16110-79135
	2000	85.08-89.08	ST162	TWC	3SGELU	<b>GWT-67A*</b>	16100-79095
2000	85.08-89.08	ST162	TWC	3SGELU	<b>GWT-67A</b>	16110-79095	
2000	78.09-82.08	RT131		5R		16100-49557	
2200	97.12-01.12	CT211	DTB	3CTE	<b>GWT-94A</b>	16100-64H07	
2200	97.12-01.12	CT216	DTB	3CTE	<b>GWT-94A</b>	16100-64H07	
<b>CRESTA</b>	1800	80.03-82.08	TX50		13T	<b>GWT-31AF</b>	16100-28020
	1800	80.03-82.08	TX50		13T	<b>GWT-31A</b>	16110-28010
	1800	82.08-88.08	SX60		1S	<b>GWT-53A</b>	16110-69035
	1800	84.08-88.08	SX70	GAS	1SU	<b>GWT-53A*</b>	16100-69076
	1800	84.08-88.08	SX70	GAS	1SU	<b>GWT-53A</b>	16110-69037
	1800	84.08-88.08	SX70Y	GAS	1SU	<b>GWT-53A*</b>	16100-69076
	1800	84.08-88.08	SX70Y	GAS	1SU	<b>GWT-53A</b>	16110-69037
	1800	90.08-92.10	SX80	HTC	4SFE	<b>GWT-77A*</b>	16100-79185
	1800	90.08-92.10	SX80	HTC	4SFE	<b>GWT-77A</b>	16110-79026
	1800	90.08-92.10	SX80Y	HTC	4SFE	<b>GWT-77A*</b>	16100-79185
	1800	90.08-92.10	SX80Y	HTC	4SFE	<b>GWT-77A</b>	16110-79026

# TOYOTA

CAR NAME	C.C.	YEAR	MODEL	REMARK	ENGINE	GMB NO.	OEM NO.
CRESTA	1800	92.10-96.09	SX90	EFI	4SFE	GWT-77A*	16100-79185
	1800	92.10-96.09	SX90	EFI	4SFE	GWT-77A	16110-79026
	1800	88.08-90.08	SX80	CI	4SFI	GWT-77A*	16100-79185
	1800	88.08-90.08	SX80	CI	4SFI	GWT-77A	16110-79026
	1800	88.08-90.08	SX80Y	CI	4SFI	GWT-77A*	16100-79185
	1800	88.08-90.08	SX80Y	CI	4SFI	GWT-77A	16110-79026
	2000	80.03-88.08	GX50		1G	GWT-66A	16100-79015
	2000	80.03-88.08	GX51		1G	GWT-66A	16100-79015
	2000	80.03-88.08	GX52		1G	GWT-66A	16100-79015
	2000	80.03-88.08	GX61		1G	GWT-66A	16100-79015
	2000	82.08-92.10	GX61		1G	GWT-70A	16100-79025
	2000	84.08-88.08	GX71	EFI	1GEU	GWT-66A	16100-79015
	2000	96.09-98.08	GX100	EFI	1GFE	GWT-111A	16100-79117
	2000	98.08-01.06	GX100	EFI	1GFE		16100-79285
	2000	98.08-01.06	GX105	EFI	1GFE		16100-79285
	2000	88.08-92.10	GX81	HTC	1GFE	GWT-111A	16100-79117
	2000	88.08-92.10	GX81	HTC	1GFE	GWT-77A*	16100-79185
	2000	92.10-96.09	GX90	EFI	1GFE	GWT-111A	16100-79117
	2000	88.08-92.10	GX81	TWC	1GGE	GWT-70A	16100-79025
	2000	84.08-88.08	GX71	TWC	1GGEU	GWT-70A	16100-79025
	2000	88.08-90.08	GX81	TWT	1GGTE		16100-79065
	2000	85.10-88.08	GX71	TWT	1GGTEU		16100-79065
	2000	88.08-90.08	GX81	SPC	1GGZE		16100-79055
	2000	88.08-92.10	YX80Y	LPG	3YP	GWT-114A	16100-79037
	2000	88.08-92.10	YX80Y	LPG	3YP	GWT-77A*	16100-79185
	2000	81.10-82.08	MX51		M	GWT-55A	16100-49615
	2000	83.08-84.02	MX61		M		16100-49695
	2000	82.08-84.07	MX61		M	GWT-55A	16100-49725
	2000	84.08-85.10	MX71	TBO	MTEU		16100-49746
	2000	84.08-85.10	MX71	TBO	MTEU	GWT-55A	16110-49066
	2400	84.08-88.08	LX70	DIE	2L	GWT-61A	16100-59139
	2400	84.08-88.08	LX70Y	DIE	2L	GWT-61A	16100-59139
	2400	88.08-92.10	LX80	DIE	2L	GWT-115A	16100-59256
	2400	88.08-92.10	LX80Y	DIE	2L	GWT-115A	16100-59256
	2400	84.08-88.08	LX70	DTB	2LT	GWT-61A	16100-59139
	2400	88.08-92.10	LX80	DTB	2LT	GWT-115A	16100-59256
	2400	88.08-92.10	LX80Y	DTB	2LT	GWT-115A	16100-59256
	2400	96.09-99.09	LX100	DTB	2LTE	GWT-115A	16100-59256
	2400	92.10-96.09	LX90	DTB	2LTE	GWT-115A	16100-59256
	2500	96.09-01.06	JZX100	EFI	1JZGE	GWT-118AH	16100-49868
	2500	96.09-01.06	JZX100	EFI	1JZGE	GWT-118A	16110-49148
	2500	96.09-01.06	JZX105	EFI	1JZGE	GWT-118AH	16100-49868
	2500	96.09-01.06	JZX105	EFI	1JZGE	GWT-118A	16110-49148
	2500	90.08-92.10	JZX81	TWC	1JZGE		16100-49815
	2500	90.08-92.10	JZX81	TWC	1JZGE	GWT-120A	16110-49097
	2500	92.10-96.09	JZX90	EFI	1JZGE		16100-49815
	2500	92.10-96.09	JZX90	EFI	1JZGE	GWT-120AH	16100-49837
	2500	92.10-96.09	JZX90	EFI	1JZGE	GWT-120A	16110-49097
	2500	93.10-96.09	JZX93	EFI	1JZGE		16100-49815
	2500	93.10-96.09	JZX93	EFI	1JZGE	GWT-120AH	16100-49837
	2500	93.10-96.09	JZX93	EFI	1JZGE	GWT-120A	16110-49097
	2500	96.09-01.06	JZX100	TBO	1JZGTE		16100-49855
2500	96.09-01.06	JZX100	TBO	1JZGTE		16110-49135	
2500	90.08-92.10	JZX81	TWT	1JZGTE		16090-49017	
2500	90.08-92.10	JZX81	TWT	1JZGTE		16110-46011	
2500	92.10-96.09	JZX90	TBO	1JZGTE		16090-49017	
2500	92.10-96.09	JZX90	TBO	1JZGTE		16110-46011	
3000	96.09-01.06	JZX101	EFI	2JZGE	GWT-120AH	16100-49837	
3000	98.08-01.06	JZX101	EFI	2JZGE	GWT-118A	16110-49148	
3000	92.10-96.09	JZX91	EFI	2JZGE	GWT-120AH	16100-49837	
3000	89.08-92.10	MX83	TWC	7MGE	GWT-82A	16100-49805	
D2200	83.08-84.07	LX60		L	GWT-42A	16100-59127	

# TOYOTA

CAR NAME	C.C.	YEAR	MODEL	REMARK	ENGINE	GMB NO.	OEM NO.
CROWN	1800	96.04-01.08	SXS11Y	EFI	4SFE	GWT-77A*	16100-79185
	2000	87.09-89.08	GS130	EFI	1GE	GWT-66A	16100-79015
	2000	87.09-89.08	GS130G	EFI	1GE	GWT-66A	16100-79015
	2000	87.09-89.08	GS131	EFI	1GE	GWT-66A	16100-79015
	2000	87.09-89.08	GS136V	EFI	1GE	GWT-66A	16100-79015
	2000	83.08-87.08	GS126V	EFI	1GEJ	GWT-66A	16100-79015
	2000	83.08-87.08	GS120	EFI	1GEU	GWT-66A	16100-79015
	2000	83.08-87.08	GS120G	EFI	1GEU	GWT-66A	16100-79015
	2000	02.10-04.02	GBS12	EFI	1GFE		16100-79295
	2000	88.09-99.04	GS130G	HTC	1GFE	GWT-111A	16100-79117
	2000	87.09-95.12	GS130	HTC	1GFE	GWT-111A	16100-79117
	2000	95.12-99.04	GS130W	HTC	1GFE	GWT-111A	16100-79117
	2000	91.10-95.12	GS131H	HTC	1GFE	GWT-111A	16100-79117
	2000	88.09-91.10	GS131	HTC	1GFE	GWT-111A	16100-79117
	2000	89.08-99.04	GS136V	HTC	1GFE	GWT-111A	16100-79117
	2000	93.08-95.08	GS141	HTC	1GFE	GWT-111A	16100-79117
	2000	95.08-98.08	GS151H	HTC	1GFE	GWT-111A	16100-79117
	2000	98.08-01.08	GS151H	HTC	1GFE		16100-79285
	2000	95.12-98.08	GS151	HTC	1GFE	GWT-111A	16100-79117
	2000	98.08-01.08	GS151	HTC	1GFE		16100-79285
	2000	99.09-	GS171	EFI	1GFE		16100-79285
	2000	01.08-	GS171W	EFI	1GFE		16100-79285
	2000	01.08-	GXS12	EFI	1GFE		16100-79285
	2000	87.09-91.10	GS131	TWC	1GGE	GWT-70A	16100-79025
	2000	83.08-87.08	GS121	EFI	1GGEU	GWT-70A	16100-79025
	2000	83.08-87.08	GS121	TWC	1GGEU	GWT-70A	16100-79025
	2000	91.12-95.12	GS130H	TLP	1GGP		16100-79146
	2000	89.08-95.12	GS130	TLP	1GGP		16100-79146
	2000	95.12-01.02	GS151H	LPG	1GGPE		16100-79146
	2000	95.12-01.02	GS151	LPG	1GGPE		16100-79146
	2000	95.12-02.10	GXS10	LPG	1GGPE		16100-79146
	2000	87.09-91.10	GS130G	SPC	1GGZE		16100-79055
	2000	89.08-91.10	GS131H	SPC	1GGZE		16100-79055
	2000	87.09-91.10	GS131	SPC	1GGZE		16100-79055
	2000	85.09-87.08	GS121	SPC	1GGZEU		16100-79055
	2000	01.08-	SXS13Y	EFI	3SFE	GWT-77A*	16100-79185
	2000	87.09-89.08	YS130	LPG	3YP	GWT-114A	16100-79037
	2000	89.08-95.12	YS130	LPE	3YPE	GWT-114A	16100-79037
	2000	02.10-04.06	YXS10H	LPG	3YPE	GWT-114A	16100-79037
	2000	95.12-04.06	YXS10	LPG	3YPE	GWT-114A	16100-79037
	2000	95.12-04.06	YXS11	LPG	3YPE	GWT-114A	16100-79037
	2000	96.04-04.06	YXS11Y	LPG	3YPE	GWT-114A	16100-79037
	2000	83.08-87.08	YS120	LPG	3YPU	GWT-114A	16100-79037
	2000	80.10-83.07	5RU		5R		16100-49557
	2000	76.11-79.03	RS100		5R		16100-49445
	2000	76.11-79.03	RS100		5R		16100-49455
	2000	79.03-79.08	RS105		5R		16100-49447
	2000	79.03-79.08	RS105		5R		16100-49556
	2000	79.09-80.10	RS110		5R		16100-49447
	2000	79.09-80.10	RS110		5R		16100-49556
	2000	80.10-83.07	RS110		5R		16100-49557
	2000	67.09-71.01	RS50		5R	GWT-36A	16103-40011
	2000	67.09-71.01	RS50B		5R	GWT-36A	16103-40011
2000	69.09-71.01	RS50H		5R	GWT-06A	16103-40031	
2000	69.09-71.01	RS50HB		5R	GWT-06A	16103-40031	
2000	67.09-71.01	RS50P		5R	GWT-36A	16103-40011	
2000	67.09-71.01	RS56		5R	GWT-36A	16103-40011	
2000	71.02-74.09	RS60		5R	GWT-14A	16100-49155	
2000	71.02-74.09	RS66		5R	GWT-14A	16100-49155	
2000	74.10-75.05	RS80		5R	GWT-14A	16100-49155	
2000	75.05-75.11	RS80		5R	GWT-24A	16100-49415	
2000	75.11-76.11	RS80		5R		16100-49445	
2000	76.05-77.07	MS100		M	GWT-28A	16100-49486	

# TOYOTA

CAR NAME	C.C.	YEAR	MODEL	REMARK	ENGINE	GMB NO.	OEM NO.
CROWN	2000	76.05-77.07	MS102		M	GWT-28A	16100-49486
	2000	77.07-79.08	MS105		M	GWT-28A	16100-49506
	2000	77.07-79.08	MS107		M	GWT-28A	16100-49506
	2000	79.09-83.07	MS110		M	GWT-55A	16100-49595
	2000	79.09-82.08	MS117		M	GWT-55A	16100-49595
	2000	67.09-71.01	MS50		M	GWT-06A	16103-40031
	2000	67.09-71.01	MS51		M	GWT-06A	16103-40031
	2000	67.09-71.01	MS52		M	GWT-06A	16103-40031
	2000	67.09-71.01	MS56		M	GWT-06A	16103-40031
	2000	71.02-72.12	MS60		M	GWT-15A	16100-49138
	2000	73.01-74.09	MS60		M		16100-49295
	2000	71.02-72.12	MS62		M	GWT-15A	16100-49138
	2000	73.01-74.09	MS62		M		16100-49295
	2000	71.02-72.12	MS66		M	GWT-15A	16100-49138
	2000	73.01-74.09	MS66		M		16100-49295
	2000	71.02-72.12	MS70		M	GWT-15A	16100-49138
	2000	73.01-74.09	MS70		M		16100-49295
	2000	73.01-74.09	MS70		M	GWT-28A	16120-42012
	2000	74.10-76.11	MS80		M	GWT-28A	16100-49406
	2000	74.10-76.11	MS82		M	GWT-28A	16100-49406
	2000	74.10-79.08	MS87		M	GWT-28A	16100-49506
	2000	74.10-76.11	MS90		M	GWT-28A	16100-49406
	2000	87.09-89.08	MS130	LPG	MP		16100-49787
	2000	87.09-89.08	MS130	LPG	MP	GWT-55A	16110-49086
	2000	83.08-87.08	MS120	LPG	MPU	GWT-55A	16100-49706
	2000	83.08-85.09	MS120	TBO	MTEU	GWT-55A	16100-49726
	2400	83.08-87.08	LS120	DIE	2L	GWT-61A	16100-59139
	2400	83.08-87.08	LS126V	DIE	2L	GWT-61A	16100-59139
	2400	87.09-91.10	LS130	DIE	2L	GWT-61A	16100-59139
	2400	87.09-91.10	LS130	DIE	2L	GWT-115A	16100-59256
	2400	87.09-91.10	LS136V	DIE	2L	GWT-61A	16100-59139
	2400	87.09-94.09	LS136V	DIE	2L	GWT-115A	16100-59256
	2400	83.08-87.08	LS120	DTB	2LT	GWT-61A	16100-59139
	2400	83.08-87.08	LS120G	DTB	2LT	GWT-61A	16100-59139
	2400	87.09-91.10	LS130	DTB	2LT	GWT-61A	16100-59139
	2400	87.09-91.10	LS130	DTB	2LT	GWT-115A	16100-59256
	2400	89.08-91.10	LS131	DTB	2LT	GWT-115A	16100-59256
	2400	83.08-84.08	LS120	DTB	2LTE	GWT-61A	16100-59139
	2400	83.08-84.08	LS120G	DTB	2LTE	GWT-61A	16100-59139
	2400	93.08-95.09	LS130	DTB	2LTE	GWT-115A	16100-59256
	2400	93.08-99.04	LS130W	DTB	2LTE	GWT-115A	16100-59256
	2400	93.08-95.09	LS131H	DTB	2LTE	GWT-115A	16100-59256
	2400	93.08-95.08	LS141	DTB	2LTE	GWT-115A	16100-59256
	2400	95.12-99.09	LS151	DTB	2LTE	GWT-115A	16100-59256
	2400	95.08-99.09	LS151H	DTB	2LTE	GWT-115A	16100-59256
	2400	95.12-99.08	LXS11	DTB	2LTE	GWT-115A	16100-59256
	2400	96.04-99.08	LXS11Y	DTB	2LTE	GWT-115A	16100-59256
	2400	84.08-87.08	LS120	DTB	2LTHE	GWT-61A	16100-59139
	2400	84.08-87.08	LS120G	DTB	2LTHE	GWT-61A	16100-59139
	2400	87.09-91.10	LS130	DTB	2LTHE	GWT-61A	16100-59139
	2400	87.09-93.08	LS130	DTB	2LTHE	GWT-115A	16100-59256
	2400	87.09-91.10	LS130G	DTB	2LTHE	GWT-61A	16100-59139
	2400	87.09-91.10	LS130G	DTB	2LTHE	GWT-115A	16100-59256
2400	91.10-93.08	LS130W	DTB	2LTHE	GWT-115A	16100-59256	
2400	89.08-91.10	LS131	DTB	2LTHE	GWT-115A	16100-59256	
2400	91.10-93.08	LS131H	DTB	2LTHE	GWT-115A	16100-59256	
2400	91.10-93.08	LS141	DTB	2LTHE	GWT-115A	16100-59256	
2500	01.08-	JZS171	D4	1JZFSE	GWT-118AH	16100-49868	
2500	01.08-	JZS171	D4	1JZFSE	GWT-118A	16110-49148	
2500	01.08-	JZS171W	D4	1JZFSE	GWT-118AH	16100-49868	
2500	01.08-	JZS171W	D4	1JZFSE	GWT-118A	16110-49148	
2500	90.08-98.09	JZS130G	TWC	1JZGE		16100-49815	
2500	91.10-99.04	JZS130G	TWC	1JZGE	GWT-118AH	16100-49868	

# TOYOTA

CAR NAME	C.C.	YEAR	MODEL	REMARK	ENGINE	GMB NO.	OEM NO.	
<b>CROWN</b>	2500	90.08-91.10	JZS130G	TWC	1JZGE	<b>GWT-120A</b>	16110-49097	
	2500	90.08-95.12	JZS131	TWC	1JZGE		16100-49815	
	2500	91.10-95.12	JZS131	TWC	1JZGE	<b>GWT-120AH</b>	16100-49837	
	2500	90.08-91.10	JZS131	TWC	1JZGE	<b>GWT-120A</b>	16110-49097	
	2500	91.10-95.08	JZS141	TWC	1JZGE		16100-49815	
	2500	91.10-95.08	JZS141	TWC	1JZGE	<b>GWT-120AH</b>	16100-49837	
	2500	91.10-95.08	JZS141	TWC	1JZGE	<b>GWT-120A</b>	16110-49097	
	2500	95.08-01.08	JZS151	TWC	1JZGE	<b>GWT-118AH</b>	16100-49868	
	2500	95.08-98.08	JZS151	TWC	1JZGE	<b>GWT-120A</b>	16110-49097	
	2500	95.08-01.08	JZS151	TWC	1JZGE	<b>GWT-118A</b>	16110-49148	
	2500	95.12-01.08	JZS153	TWC	1JZGE	<b>GWT-118AH</b>	16100-49868	
	2500	95.12-98.08	JZS153	TWC	1JZGE	<b>GWT-120A</b>	16110-49097	
	2500	95.12-01.08	JZS153	TWC	1JZGE	<b>GWT-118A</b>	16110-49148	
	2500	99.09-01.08	JZS171	EFI	1JZGE	<b>GWT-118AH</b>	16100-49868	
	2500	99.09-01.08	JZS171	EFI	1JZGE	<b>GWT-118A</b>	16110-49148	
	2500	99.12-01.08	JZS171W	EFI	1JZGE	<b>GWT-118AH</b>	16100-49868	
	2500	99.12-01.08	JZS171W	EFI	1JZGE	<b>GWT-118A</b>	16110-49148	
	2500	99.09-	JZS173	EFI	1JZGE	<b>GWT-118AH</b>	16100-49868	
	2500	99.09-	JZS173	EFI	1JZGE	<b>GWT-118A</b>	16110-49148	
	2500	99.12-	JZS173W	EFI	1JZGE	<b>GWT-118AH</b>	16100-49868	
	2500	99.12-	JZS173W	EFI	1JZGE	<b>GWT-118A</b>	16110-49148	
	2500	99.09-	JZS171	TBO	1JZGTE		16100-49855	
	2500	99.09-	JZS171	TBO	1JZGTE		16110-49135	
	2500	99.12-	JZS171W	TBO	1JZGTE		16100-49855	
	2500	99.12-	JZS171W	TBO	1JZGTE		16110-49135	
	2500	03.12-04.03	GRS180	D4	4GRFSE		16100-39435	
	2600	76.11-79.03	MS101			4M	<b>GWT-28A</b>	16100-49506
	2600	76.11-79.03	MS103			4M	<b>GWT-28A</b>	16100-49506
	2600	78.02-79.08	MS106			4M	<b>GWT-28A</b>	16100-49506
	2600	71.05-72.12	MS65			4M	<b>GWT-15A</b>	16100-49138
	2600	73.01-74.09	MS65			4M		16100-49295
	2600	73.01-74.09	MS70			4M		16100-49295
	2600	73.01-74.09	MS70			4M		16100-59395
	2600	73.01-74.09	MS70			4M	<b>GWT-28A</b>	16120-42012
	2600	71.05-72.12	MS75			4M	<b>GWT-15A</b>	16100-49138
	2600	75.05-76.11	MS83			4M	<b>GWT-28A</b>	16100-49506
	2600	75.05-76.11	MS85			4M	<b>GWT-28A</b>	16100-49506
	2600	74.10-75.05	MS85			4M		16100-59395
	2600	74.10-76.11	MS95			4M	<b>GWT-28A</b>	16100-49506
	2600	74.10-75.05	MS95			4M		16100-59395
	2800	79.09-83.07	MS112			5M	<b>GWT-55A</b>	16100-49595
	2800	81.08-87.08	MS112			5M	<b>GWT-52A</b>	16100-49655
	2800	83.08-84.08	MS123	TWC		5MGEU	<b>GWT-52A</b>	16100-49656
	3000	01.08-	JKS175	D4		2JZFSE	<b>GWT-118AH</b>	16100-49868
	3000	01.08-	JKS175	D4		2JZFSE	<b>GWT-118A</b>	16110-49148
	3000	99.09-	JZS175	D4		2JZFSE	<b>GWT-118AH</b>	16100-49868
	3000	99.09-	JZS175	D4		2JZFSE	<b>GWT-118A</b>	16110-49148
	3000	99.12-	JZS175W	D4		2JZFSE	<b>GWT-118AH</b>	16100-49868
	3000	99.12-	JZS175W	D4		2JZFSE	<b>GWT-118A</b>	16110-49148
	3000	99.09-	JZS177	D4		2JZFSE	<b>GWT-118AH</b>	16100-49868
3000	99.09-	JZS177	D4		2JZFSE	<b>GWT-118A</b>	16110-49148	
3000	91.10-95.12	JZS133	TWC		2JZGE	<b>GWT-120AH</b>	16100-49837	
3000	91.10-95.12	JZS135	TWC		2JZGE	<b>GWT-120AH</b>	16100-49837	
3000	91.10-95.08	JZS143	TWC		2JZGE	<b>GWT-120AH</b>	16100-49837	
3000	91.10-95.08	JZS145	TWC		2JZGE	<b>GWT-120AH</b>	16100-49837	
3000	92.10-95.08	JZS147	TWC		2JZGE	<b>GWT-120AH</b>	16100-49837	
3000	91.10-95.08	JZS149	TWC		2JZGE	<b>GWT-120AH</b>	16100-49837	
3000	95.08-01.08	JZS155	TWC		2JZGE	<b>GWT-120AH</b>	16100-49837	
3000	98.08-01.08	JZS155	TWC		2JZGE	<b>GWT-118A</b>	16110-49148	
3000	98.08-99.09	JZS157	TWC		2JZGE	<b>GWT-120AH</b>	16100-49837	
3000	99.09-	JZS179	EFI		2JZGE	<b>GWT-118AH</b>	16100-49868	
3000	99.09-	JZS179	EFI		2JZGE	<b>GWT-118A</b>	16110-49148	
3000	03.12-04.03	GRS182	D4		3GRFSE		16100-39435	

# TOYOTA

CAR NAME	C.C.	YEAR	MODEL	REMARK	ENGINE	GMB NO.	OEM NO.
<b>CROWN</b>	3000	03.12-04.03	GRS183	D4	3GRFSE		16100-39435
	3000	83.08-87.08	MS125	TWC	6MGEU	<b>GWT-52A</b>	16100-49656
	3000	87.09-91.10	MS135	TWC	7MGE	<b>GWT-82A</b>	16100-49805
	3000	87.09-91.10	MS137	TWC	7MGE	<b>GWT-82A</b>	16100-49805
	4000	89.08-91.10	UZS131	HTC	1UZFE		16100-50023
	4000	91.10-95.08	UZS141	HTC	1UZFE		16100-50023
	4000	92.10-95.08	UZS143	HTC	1UZFE		16100-50023
	4000	92.10-95.08	UZS145	HTC	1UZFE		16100-50023
	4000	93.08-95.08	UZS147	HTC	1UZFE		16100-50023
	4000	95.08-97.07	UZS151	HTC	1UZFE		16100-50023
	4000	97.07-99.09	UZS151	HTC	1UZFE		16100-59275
	4000	95.11-98.08	UZS155	HTC	1UZFE		16100-50023
	4000	95.11-99.09	UZS155	HTC	1UZFE		16100-59275
	4000	95.08-97.07	UZS157	HTC	1UZFE		16100-50023
	4000	97.07-99.09	UZS157	HTC	1UZFE		16100-59275
	4000	99.09-	UZS171	EFI	1UZFE		16100-59275
	4000	99.09-	UZS173	EFI	1UZFE		16100-59275
	4000	99.09-	UZS175	EFI	1UZFE		16100-59275
		D2200	77.10-79.08	LS100		L	<b>GWT-42A</b>
	D2200	79.09-83.07	LS110		L	<b>GWT-42A</b>	16100-59127
	D2200	79.09-83.07	LS117		L	<b>GWT-42A</b>	16100-59127
<b>DELIBOY</b>	1500	89.07-94.12	KXC10		5K	<b>GWT-60A</b>	16100-19155
	D2000	91.05-94.12	CXC10		2C	<b>GWT-94A</b>	16100-69295
<b>DUET</b>	1000	98.09-00.05	M100A	EFI	EJDE	<b>GWT-134AH</b>	16100-97205
	1000	98.09-00.05	M110A	EFI	EJDE	<b>GWT-134AH</b>	16100-97205
	1000	00.05-04.05	M100A	EFI	EJVE	<b>GWT-134AH</b>	16100-97205
	1000	00.05-04.05	M110A	EFI	EJVE	<b>GWT-134AH</b>	16100-97205
	1300	00.05-04.05	M101A	EFI	K3VE	<b>GWT-100A</b>	16100-97411
	1300	00.05-04.05	M111A	EFI	K3VE	<b>GWT-100A</b>	16100-97411
<b>DYNA COASTER</b>	1600	85.08-87.08	YY50	GAS	1Y	<b>GWT-114A</b>	16100-79037
	1800	85.08-87.08	YY50		1Y	<b>GWT-54A</b>	16100-79035
	1800	87.08-93.09	YY51	GAS	2Y	<b>GWT-114A</b>	16100-79037
	2000	01.07-05.03	RZY220	EFI	1RZE	<b>GWT-138A</b>	16100-79455
	2000	01.07-05.03	RZY230	EFI	1RZE	<b>GWT-138A</b>	16100-79455
	2000	84.09-95.05	YU60	GAS	3Y	<b>GWT-114A</b>	16100-79037
	2000	86.01-93.09	YU61D	GAS	3Y	<b>GWT-114A</b>	16100-79037
	2000	84.09-93.09	YU70V	GAS	3Y	<b>GWT-114A</b>	16100-79037
	2000	96.10-01.07	YY101	GAS	3Y	<b>GWT-114A</b>	16100-79037
	2000	96.10-01.07	YY121	GAS	3Y	<b>GWT-114A</b>	16100-79037
	2000	96.10-01.07	YY131	GAS	3Y	<b>GWT-114A</b>	16100-79037
	2000	95.05-01.07	YY201	GAS	3Y	<b>GWT-114A</b>	16100-79037
	2000	95.05-01.07	YY211	GAS	3Y	<b>GWT-114A</b>	16100-79037
	2000	85.08-95.05	YY52	GAS	3Y	<b>GWT-114A</b>	16100-79037
	2000	85.08-95.05	YY61	GAS	3Y	<b>GWT-114A</b>	16100-79037
	2000	98.05-99.05	LY161	LPG	3YP	<b>GWT-114A</b>	16100-79037
	2000	99.05-01.07	LY162	LPG	3YP	<b>GWT-114A</b>	16100-79037
	2000	84.09-93.10	YU60	LPG	3YP	<b>GWT-114A</b>	16100-79037
	2000	84.09-87.08	YU80	LPG	3YP	<b>GWT-114A</b>	16100-79037
	2000	95.05-01.07	YY211	LPG	3YP	<b>GWT-114A</b>	16100-79037
	2000	85.08-95.05	YY61	LPG	3YP	<b>GWT-114A</b>	16100-79037
	2000	69.02-70.10	RU10		5R	<b>GWT-36A</b>	16100-49105
	2000	70.10-75.04	RU10		5R	<b>GWT-14A</b>	16100-49155
	2000	75.04-77.07	RU10		5R	<b>GWT-24A</b>	16100-49415
	2000	69.02-70.10	RU12		5R	<b>GWT-36A</b>	16100-49105
	2000	70.10-75.04	RU12		5R	<b>GWT-14A</b>	16100-49155
	2000	75.04-77.07	RU12		5R	<b>GWT-24A</b>	16100-49415
	2000	69.02-70.10	RU15		5R	<b>GWT-36A</b>	16100-49105
	2000	70.10-75.04	RU15		5R	<b>GWT-14A</b>	16100-49155
	2000	75.04-77.07	RU15		5R	<b>GWT-24A</b>	16100-49415
	2000	69.02-70.10	RU18		5R	<b>GWT-36A</b>	16100-49105

# TOYOTA

CAR NAME	C.C.	YEAR	MODEL	REMARK	ENGINE	GMB NO.	OEM NO.
DYNA COASTER	2000	70.10-75.04	RU18		5R	GWT-14A	16100-49155
	2000	70.10-75.04	RU19		5R	GWT-14A	16100-49155
	2000	75.04-77.07	RU19		5R	GWT-24A	16100-49415
	2000	77.08-84.08	RU20		5R	GWT-24A	16100-49415
	2000	77.08-84.08	RU22		5R	GWT-24A	16100-49415
	2000	77.08-84.08	RU30		5R	GWT-24A	16100-49415
	2000	77.08-84.08	RU32		5R	GWT-24A	16100-49415
	2200	78.02-80.08	RB11		20R	GWT-41A	16100-39315
	2200	78.02-80.08	RB12		20R	GWT-41A	16100-39315
	2400	80.08-82.04	RB13		22R	GWT-41A	16100-39316
	2400	82.05-90.01	RB20	GAS	22R	GWT-41A	16100-39317
	2400	82.05-90.01	RB20	GAS	22R		16100-39336
	2400	82.05-93.01	RB20	GAS	22R		16100-39356
	2400	84.08-88.08	RB26V	GAS	22R		16100-39356
	2400	85.08-88.08	LY50	DIE	2L	GWT-61A	16100-59139
	2400	88.08-95.05	LY50	DIE	2L	GWT-115A	16100-59256
	2400	85.08-88.08	LY60	DIE	2L	GWT-61A	16100-59139
	2700	93.11-95.05	BU68DH	LPG	27LPG	GWT-131A	16100-79445
	2700	95.05-00.07	RZU100A	EFI	3RZFE	GWT-131A	16100-79445
	2700	95.05-00.07	RZU100	EFI	3RZFE	GWT-131A	16100-79445
	2700	97.08-00.07	RZU140	EFI	3RZFE	GWT-131A	16100-79445
	2700	00.05-05.03	RZU300	EFI	3RZFE	GWT-131A	16100-79445
	2700	00.05-05.03	RZU340	EFI	3RZFE	GWT-131A	16100-79445
	2700	95.05-00.07	RZU100A	LPG	3RZFP	GWT-131A	16100-79445
	2700	95.05-00.07	RZU100H	LPG	3RZFP	GWT-131A	16100-79445
	2700	03.06-05.03	RZU301	LPG	3RZFP	GWT-131A	16100-79445
	2700	01.07-05.03	LY230	LPG	3RZFPE	GWT-131A	16100-79445
	2700	01.07-05.03	LY280	LPG	3RZFPE	GWT-131A	16100-79445
	2700	00.05-05.03	RZU300	LPG	3RZFPE	GWT-131A	16100-79445
	2800	96.10-99.05	LY101	DIE	3L	GWT-115A	16100-59256
	2800	96.10-99.05	LY111	DIE	3L	GWT-115A	16100-59256
	2800	96.10-99.05	LY121	DIE	3L	GWT-115A	16100-59256
	2800	96.10-99.05	LY131	DIE	3L	GWT-115A	16100-59256
	2800	96.10-99.05	LY151	DIE	3L	GWT-115A	16100-59256
	2800	96.10-99.05	LY161	DIE	3L	GWT-115A	16100-59256
	2800	95.05-99.05	LY201	DIE	3L	GWT-115A	16100-59256
	2800	95.05-99.05	LY211	DIE	3L	GWT-115A	16100-59256
	2800	88.08-95.05	LY51	DIE	3L	GWT-115A	16100-59256
	2800	88.08-95.05	LY61	DIE	3L	GWT-115A	16100-59256
	3000	85.01-88.08	BU61	DIE	11B		16100-59145
	3000	88.08-95.05	BU61	DIE	11B	GWT-110A	16100-59165
	3000	85.01-88.08	BU81	DIE	11B		16100-59145
	3000	88.08-95.05	BU84	DIE	11B	GWT-110A	16100-59165
	3000	99.05-01.07	LY102	DIE	5L	GWT-115A	16100-59256
	3000	99.05-01.07	LY102	DIE	5L	GWT-79A	16100-59257
	3000	99.05-01.07	LY112	DIE	5L	GWT-115A	16100-59256
	3000	99.05-01.07	LY112	DIE	5L	GWT-79A	16100-59257
	3000	99.05-01.07	LY122	DIE	5L	GWT-115A	16100-59256
	3000	99.05-01.07	LY122	DIE	5L	GWT-79A	16100-59257
	3000	99.05-01.07	LY132	DIE	5L	GWT-115A	16100-59256
3000	99.05-01.07	LY132	DIE	5L	GWT-79A	16100-59257	
3000	99.05-01.07	LY152	DIE	5L	GWT-115A	16100-59256	
3000	99.05-01.07	LY152	DIE	5L	GWT-79A	16100-59257	
3000	99.05-01.07	LY162	DIE	5L	GWT-115A	16100-59256	
3000	99.05-01.07	LY162	DIE	5L	GWT-79A	16100-59257	
3000	99.05-01.07	LY202	DIE	5L	GWT-115A	16100-59256	
3000	99.05-01.07	LY202	DIE	5L	GWT-79A	16100-59257	
3000	99.05-01.07	LY212	DIE	5L	GWT-115A	16100-59256	
3000	99.05-01.07	LY212	DIE	5L	GWT-79A	16100-59257	
3000	01.07-05.03	LY220	DIE	5L	GWT-79A	16100-59257	
3000	01.07-05.03	LY230	DIE	5L	GWT-79A	16100-59257	
3000	01.07-05.03	LY240V	DIE	5L	GWT-79A	16100-59257	
3000	01.07-05.03	LY270	DIE	5L	GWT-79A	16100-59257	

# TOYOTA

CAR NAME	C.C.	YEAR	MODEL	REMARK	ENGINE	GMB NO.	OEM NO.
DYNA/COASTER	3000	01.07-05.03	LY280	DIE	5L	GWT-79A	16100-59257
	3000	01.07-05.03	LY290V	DIE	5L	GWT-79A	16100-59257
	3000	84.09-88.08	BU60	DIE	B	GWT-109A	16100-59076
	3000	88.08-95.05	BU60	DIE	B		16100-59265
	3000	86.01-95.05	BU60VH	DIE	B		16100-59145
	3000	86.01-95.05	BU60VH	DIE	B	GWT-110A	16100-59165
	3000	84.09-88.08	BU70V	DIE	B	GWT-109A	16100-59076
	3000	88.08-95.05	BU70V	DIE	B		16100-59265
	3000	84.09-88.08	BU70VH	DIE	B	GWT-109A	16100-59076
	3000	88.08-95.05	BU70VH	DIE	B		16100-59265
	3000	84.09-88.08	BU80	DIE	B	GWT-109A	16100-59076
	3000	88.08-95.05	BU83	DIE	B		16100-59265
	3400	84.09-88.08	BU62D	DIE	13B		16100-59145
	3400	84.09-88.08	BU62	DIE	13B		16100-59145
	3400	84.09-88.08	BU62H	DIE	13B		16100-59145
	3400	84.09-88.08	BU64D	DIE	13B		16100-59145
	3400	84.09-88.08	BU64	DIE	13B		16100-59145
	3400	85.10-87.08	BU77	DIE	13B		16100-59145
	3400	84.09-88.08	BU82	DIE	13B		16100-59145
	3400	84.09-88.08	BU85	DIE	13B		16100-59145
	3400	84.09-88.08	BU85V	DIE	13B		16100-59145
	3400	86.03-88.08	BU93	DIE	13B		16100-59145
	3400	85.10-88.08	BU98	DIE	13B		16100-59145
	3400	84.09-89.10	BU85	DTB	13BT		16100-59145
	3400	84.09-95.05	BU90	DTB	13BT		16100-59145
	3400	84.09-89.10	BU95	DTB	13BT		16100-59145
	3400	82.05-83.02	BB20	DIE	3B	GWT-108A	16100-59105
	3400	83.02-90.01	BB21	DIE	3B	GWT-108A	16100-59105
	3400	83.02-93.01	BB21	DIE	3B	GWT-112A	16100-59187
	3400	84.08-90.01	BB26V	DIE	3B	GWT-108A	16100-59105
	3400	84.08-93.01	BB26V	DIE	3B	GWT-112A	16100-59187
	3400	82.05-83.02	BB30	DIE	3B	GWT-108A	16100-59105
	3400	83.02-90.01	BB31	DIE	3B	GWT-108A	16100-59105
	3400	83.02-93.01	BB31	DIE	3B	GWT-112A	16100-59187
	3400	84.08-88.08	BB36V	DIE	3B	GWT-108A	16100-59105
	3400	93.01-99.07	BB40	DIE	3B	GWT-112A	16100-59187
	3400	93.01-99.07	BB46V	DIE	3B	GWT-112A	16100-59187
	3400	95.05-99.05	BU100A	DIE	3B	GWT-110A	16100-59166
	3400	95.05-99.06	BU100	DIE	3B	GWT-110A	16100-59166
	3400	97.08-99.05	BU105	DIE	3B	GWT-110A	16100-59166
	3400	95.05-99.05	BU120V	DIE	3B	GWT-110A	16100-59166
	3400	95.05-99.05	BU140	DIE	3B	GWT-110A	16100-59166
	3400	97.08-99.05	BU145	DIE	3B	GWT-110A	16100-59166
	3400	89.10-95.05	BU68DH	DIE	3B		16100-59265
	3700	88.08-93.01	BB23	DIE	14B	GWT-112A	16100-59187
	3700	88.08-93.01	BB24	DIE	14B	GWT-112A	16100-59187
	3700	88.08-95.05	BU66D	DIE	14B	GWT-110A	16100-59165
	3700	90.08-95.05	BU66DH	DIE	14B	GWT-110A	16100-59165
	3700	88.08-95.05	BU66	DIE	14B	GWT-110A	16100-59165
	3700	88.08-95.05	BU66H	DIE	14B	GWT-110A	16100-59165
3700	88.08-95.05	BU67D	DIE	14B	GWT-110A	16100-59165	
3700	88.08-95.05	BU67	DIE	14B	GWT-110A	16100-59165	
3700	89.10-95.05	BU72D	DIE	14B	GWT-110A	16100-59165	
3700	89.10-95.05	BU72DH	DIE	14B	GWT-110A	16100-59165	
3700	89.10-95.05	BU72	DIE	14B	GWT-110A	16100-59165	
3700	89.10-92.10	BU72H	DIE	14B	GWT-110A	16100-59165	
3700	90.05-95.05	BU73	DIE	14B	GWT-110A	16100-59165	
3700	89.10-95.05	BU74	DIE	14B	GWT-110A	16100-59165	
3700	89.10-95.05	BU78	DIE	14B	GWT-110A	16100-59165	
3700	88.08-95.05	BU87	DIE	14B	GWT-110A	16100-59165	
3700	88.08-95.05	BU87V	DIE	14B	GWT-110A	16100-59165	
3700	88.08-95.05	BU88	DIE	14B	GWT-110A	16100-59165	
3700	88.08-95.05	BU91	DIE	14B	GWT-110A	16100-59165	



# TOYOTA

CAR NAME	C.C.	YEAR	MODEL	REMARK	ENGINE	GMB NO.	OEM NO.
DYNA COASTER	3700	88.08-95.05	BU94	DIE	14B	GWT-110A	16100-59165
	3700	90.08-95.05	BU94	DTB	14B	GWT-110A	16100-59165
	3700	88.08-95.05	BU96	DIE	14B	GWT-110A	16100-59165
	3700	89.10-95.05	BU88	DTB	14BT	GWT-110A	16100-59165
	3700	89.10-95.05	BU91	DTB	14BT	GWT-110A	16100-59165
	3700	90.08-95.05	BU94	DTB	14BT	GWT-110A	16100-59165
	3700	89.10-95.05	BU96	DTB	14BT	GWT-110A	16100-59165
	3700	99.07-02.06	BU301A	DIE	4B		16100-59285
	3700	99.07-04.06	BU301	DIE	4B		16100-59285
	3700	99.05-04.06	BU306	DIE	4B		16100-59285
	3700	99.05-04.06	BU306V	DIE	4B		16100-59285
	3700	99.05-04.06	BU346	DIE	4B		16100-59285
	4000	85.10-90.01	HB31	DTB	12HT	GWT-65A*	16100-69037
	4000	88.08-90.01	HB32	DTB	12HT	GWT-65A*	16100-69037
	4000	84.09-95.05	WU75D	DIE	1W	GWT-126A	16100-78011
	4000	89.10-95.05	WU85	DIE	1W	GWT-126A	16100-78011
	4000	84.09-95.05	WU90	DIE	1W	GWT-126A	16100-78011
	4000	91.09-95.05	WU93	DIE	1W	GWT-126A	16100-78011
	4000	84.09-95.05	WU95	DIE	1W	GWT-126A	16100-78011
	4000	82.05-90.01	HB30	DIE	2H	GWT-65A*	16100-69037
	4000	84.08-90.01	HB36V	DIE	2H	GWT-65A*	16100-69037
	4100	97.11-99.05	FB4JEAT	DIE	15B	GWT-110A	16100-59166
	4100	95.05-99.05	FB5BCAT	DIE	15B	GWT-110A	16100-59166
	4100	95.05-99.05	FB5BEAT	DIE	15B	GWT-110A	16100-59166
	4100	95.05-99.05	FB5BEAV	DIE	15B	GWT-110A	16100-59166
	4100	95.05-99.05	FB5BGAT	DIE	15B	GWT-110A	16100-59166
	4100	95.05-99.05	FB5BGAV	DIE	15B	GWT-110A	16100-59166
	4100	00.10-04.06	XZU301A	CNG	15BCNG	GWT-110A	16100-59166
	4100	00.10-04.06	XZU302	CNG	15BCNG	GWT-110A	16100-59166
	4100	01.08-04.06	XZU342	CNG	15BCNG	GWT-110A	16100-59166
	4100	00.11-03.06	XZU412	CNG	15BCNG	GWT-110A	16100-59166
	4100	95.12-97.05	BB55	DIE	15BF	GWT-112A	16100-59187
	4100	97.05-99.07	BB58	DIE	15BF	GWT-112A	16100-59187
	4100	95.05-99.05	BU102A	DIE	15BF	GWT-110A	16100-59166
	4100	95.05-99.05	BU102D	DIE	15BF	GWT-110A	16100-59166
	4100	95.05-99.06	BU102	DIE	15BF	GWT-110A	16100-59166
	4100	95.05-99.05	BU102H	DIE	15BF	GWT-110A	16100-59166
	4100	96.10-99.05	BU107	DIE	15BF	GWT-110A	16100-59166
	4100	96.10-99.05	BU112A	DIE	15BF	GWT-110A	16100-59166
	4100	95.05-99.05	BU112D	DIE	15BF	GWT-110A	16100-59166
	4100	95.05-99.05	BU112	DIE	15BF	GWT-110A	16100-59166
	4100	95.05-97.08	BU122V	DIE	15BF	GWT-110A	16100-59166
	4100	95.05-99.05	BU132	DIE	15BF	GWT-110A	16100-59166
	4100	96.10-99.05	BU137	DIE	15BF	GWT-110A	16100-59166
	4100	95.05-99.06	BU142	DIE	15BF	GWT-110A	16100-59166
	4100	96.10-99.05	BU147	DIE	15BF	GWT-110A	16100-59166
	4100	95.05-99.05	BU162A	DIE	15BF	GWT-110A	16100-59166
	4100	95.05-99.05	BU162D	DIE	15BF	GWT-110A	16100-59166
	4100	95.05-99.06	BU162	DIE	15BF	GWT-110A	16100-59166
	4100	95.05-99.05	BU172	DIE	15BF	GWT-110A	16100-59166
4100	95.05-99.06	BU182	DIE	15BF	GWT-110A	16100-59166	
4100	95.05-99.05	BU202	DIE	15BF	GWT-110A	16100-59166	
4100	95.05-99.06	BU212	DIE	15BF	GWT-110A	16100-59166	
4100	97.08-99.06	BU212K	DIE	15BF	GWT-110A	16100-59166	
4100	95.05-99.05	BU222	DIE	15BF	GWT-110A	16100-59166	
4100	97.08-99.05	BU102A	LPG	15BFP	GWT-110A	16100-59166	
4100	97.08-99.05	BU102H	LPG	15BFP	GWT-110A	16100-59166	
4100	96.05-99.05	BU142	LPG	15BFP	GWT-110A	16100-59166	
4100	99.05-00.07	RZU100A	LPG	15BFP	GWT-110A	16100-59166	
4100	99.05-00.07	RZU100H	LPG	15BFP	GWT-110A	16100-59166	
4100	95.05-99.05	BU212	DTB	15BFT	GWT-110A	16100-59166	
4100	95.05-99.05	BU222	DTB	15BFT	GWT-110A	16100-59166	
4100	97.01-99.05	BU297	DTB	15BFT	GWT-112A	16100-59187	

# TOYOTA

CAR NAME	C.C.	YEAR	MODEL	REMARK	ENGINE	GMB NO.	OEM NO.
DYNA COASTER	4100	99.07-05.03	BB58	DTB	15BFTE		16100-59295
	4100	99.08-02.06	BU400	DTB	15BFTE		16100-59295
	4100	99.08-04.06	BU410	DTB	15BFTE		16100-59295
	4100	99.08-04.06	BU420	DTB	15BFTE		16100-59295
	4100	99.08-04.06	BU430	DTB	15BFTE		16100-59295
	4100	00.05-04.06	XZU301A	LPG	15BLPG	GWT-110A	16100-59166
	4100	00.05-04.06	XZU301H	LPG	15BLPG	GWT-110A	16100-59166
	4100	01.08-04.06	XZU302	LPG	15BLPG	GWT-110A	16100-59166
	4100	00.05-04.06	XZU341	LPG	15BLPG	GWT-110A	16100-59166
	4100	01.08-04.06	XZU342	LPG	15BLPG	GWT-110A	16100-59166
	4100	02.06-03.06	XZU412	LPG	15BLPG	GWT-110A	16100-59166
	4100	03.06-05.03	BZU300A	CNG	1BZFNE	GWT-110A	16100-59166
	4100	03.06-05.03	BZU300	CNG	1BZFNE	GWT-110A	16100-59166
	4100	03.06-05.03	BZU340	CNG	1BZFNE	GWT-110A	16100-59166
	4100	03.06-05.03	BZU410	CNG	1BZFNE	GWT-110A	16100-59166
	4100	02.03-	BZB40	LPG	1BZFPE	GWT-110A	16100-59166
	4100	02.03-	BZB40	LPG	1BZFPE	GWT-112A	16100-59187
	4100	02.03-	BZB50	LPG	1BZFPE	GWT-110A	16100-59166
	4100	02.03-	BZB50	LPG	1BZFPE	GWT-112A	16100-59187
	4100	03.06-05.03	BZU300A	LPG	1BZFPE	GWT-110A	16100-59166
	4100	03.06-05.03	BZU300	LPG	1BZFPE	GWT-110A	16100-59166
	4100	03.06-05.03	BZU340	LPG	1BZFPE	GWT-110A	16100-59166
	4100	03.06-05.03	BZU410	LPG	1BZFPE	GWT-110A	16100-59166
	4100	03.10-05.03	XKU304H	DIE	N04C		16100-78080
	4100	03.10-05.03	XKU344	DIE	N04C		16100-78080
	4100	03.10-05.03	XKU414	DIE	N04C		16100-78080
	4100	03.10-05.03	XKU424	DIE	N04C		16100-78080
	4100	04.08-	XZB40	DTB	N04C		16100-78080
	4100	04.08-	XZB46V	DTB	N04C		16100-78080
	4100	04.08-	XZB50	DTB	N04C		16100-78080
	4100	04.08-	XZB51	DTB	N04C		16100-78080
	4100	04.08-	XZB56V	DTB	N04C		16100-78080
	4100	03.10-05.03	XZU304A	DIE	N04C		16100-78080
	4100	03.10-05.03	XZU304	DIE	N04C		16100-78080
	4100	03.10-05.03	XZU304H	DIE	N04C		16100-78080
	4100	03.10-05.03	XZU305A	DIE	N04C		16100-78080
	4100	04.06-05.03	XZU308	DIE	N04C		16100-78080
	4100	04.06-05.03	XZU308V	DIE	N04C		16100-78080
	4100	04.06-05.03	XZU314D	DIE	N04C		16100-78080
	4100	04.06-05.03	XZU334	DIE	N04C		16100-78080
	4100	04.06-05.03	XZU338	DIE	N04C		16100-78080
	4100	03.10-05.03	XZU344	DIE	N04C		16100-78080
	4100	04.06-05.03	XZU348	DIE	N04C		16100-78080
	4100	04.06-05.03	XZU354D	DIE	N04C		16100-78080
	4100	04.06-05.03	XZU354H	DIE	N04C		16100-78080
	4100	04.06-05.03	XZU368D	DIE	N04C		16100-78080
	4100	04.06-05.03	XZU368	DIE	N04C		16100-78080
	4100	04.06-05.03	XZU378	DIE	N04C		16100-78080
	4100	04.06-05.03	XZU388	DIE	N04C		16100-78080
	4100	04.06-05.03	XZU404A	DIE	N04C		16100-78080
	4100	04.06-05.03	XZU404	DIE	N04C		16100-78080
	4100	03.10-05.03	XZU414	DIE	N04C		16100-78080
4100	03.10-05.03	XZU415	DIE	N04C		16100-78080	
4100	04.06-05.03	XZU424	DIE	N04C		16100-78080	
4200	95.05-99.07	HDB50	DTB	1HDFT	GWT-91A	16100-19235	
4200	95.05-99.07	HDB51	DTB	1HDFT	GWT-91A	16100-19235	
4200	99.07-05.03	HDB50	DTB	1HDFTE	GWT-91A	16100-19235	
4200	99.07-05.03	HDB50	DTB	1HDFTE		16100-19325	
4200	99.07-05.03	HDB51	DTB	1HDFTE	GWT-91A	16100-19235	
4200	99.07-05.03	HDB51	DTB	1HDFTE		16100-19325	
4200	90.01-93.01	HDB20	DTB	1HDT	GWT-91A	16100-19235	
4200	90.01-93.01	HDB30	DTB	1HDT	GWT-91A	16100-19235	
4200	90.01-93.01	HDB31	DTB	1HDT	GWT-91A	16100-19235	

# TOYOTA

CAR NAME	C.C.	YEAR	MODEL	REMARK	ENGINE	GMB NO.	OEM NO.
DYNA COASTER	4200	93.01-95.05	HDB50	DTB	1HDT	GWT-91A	16100-19235
	4200	93.01-95.05	HDB51	DTB	1HDT	GWT-91A	16100-19235
	4200	90.01-93.01	HZB30	DIE	1HZ	GWT-91A	16100-19235
	4200	90.01-93.01	HZB31	DIE	1HZ	GWT-91A	16100-19235
	4200	90.01-93.01	HZB36V	DIE	1HZ	GWT-91A	16100-19235
	4200	93.01-05.03	HZB40	DIE	1HZ	GWT-91A	16100-19235
	4200	99.07-05.03	HZB40	DIE	1HZ		16100-19325
	4200	93.01-05.03	HZB41	DIE	1HZ	GWT-91A	16100-19235
	4200	99.07-05.03	HZB41	DIE	1HZ		16100-19325
	4200	99.07-05.03	HZB46V	DIE	1HZ	GWT-91A	16100-19235
	4200	99.07-05.03	HZB46V	DIE	1HZ		16100-19325
	4200	93.01-05.03	HZB50	DIE	1HZ	GWT-91A	16100-19235
	4200	99.07-05.03	HZB50	DIE	1HZ		16100-19325
	4200	93.01-05.03	HZB56V	DIE	1HZ	GWT-91A	16100-19235
	4200	99.07-05.03	HZB56V	DIE	1HZ		16100-19325
	4600	99.05-04.06	XZU302A	DIE	S05C		16100-78030
	4600	99.05-04.06	XZU302A	DIE	S05C		16100-78050
	4600	99.05-04.06	XZU302D	DIE	S05C		16100-78030
	4600	99.05-04.06	XZU302D	DIE	S05C		16100-78050
	4600	99.07-04.06	XZU302	DIE	S05C		16100-78030
	4600	99.07-04.06	XZU302	DIE	S05C		16100-78050
	4600	99.05-04.06	XZU302H	DIE	S05C		16100-78030
	4600	99.05-04.06	XZU302H	DIE	S05C		16100-78050
	4600	99.05-04.06	XZU307	DIE	S05C		16100-78030
	4600	99.05-04.06	XZU307	DIE	S05C		16100-78050
	4600	99.08-04.06	XZU307V	DIE	S05C		16100-78030
	4600	99.08-04.06	XZU307V	DIE	S05C		16100-78050
	4600	99.05-04.06	XZU312D	DIE	S05C		16100-78030
	4600	99.05-04.06	XZU312D	DIE	S05C		16100-78050
	4600	99.05-04.06	XZU322D	DIE	S05C		16100-78030
	4600	99.05-04.06	XZU322D	DIE	S05C		16100-78050
	4600	99.05-04.06	XZU322	DIE	S05C		16100-78030
	4600	99.05-04.06	XZU322	DIE	S05C		16100-78050
	4600	99.05-04.06	XZU337	DIE	S05C		16100-78030
	4600	99.05-04.06	XZU337	DIE	S05C		16100-78050
	4600	00.05-04.06	XZU342	DIE	S05C		16100-78030
	4600	00.05-04.06	XZU342	DIE	S05C		16100-78050
	4600	99.05-04.06	XZU347	DIE	S05C		16100-78030
	4600	99.05-04.06	XZU347	DIE	S05C		16100-78050
	4600	99.05-04.06	XZU352D	DIE	S05C		16100-78030
	4600	99.05-04.06	XZU352D	DIE	S05C		16100-78050
	4600	99.07-04.06	XZU362A	DIE	S05C		16100-78041
	4600	99.07-04.06	XZU362D	DIE	S05C		16100-78041
	4600	99.07-04.06	XZU362	DIE	S05C		16100-78041
	4600	99.07-04.06	XZU372	DIE	S05C		16100-78041
	4600	99.07-04.06	XZU382	DIE	S05C		16100-78041
	4600	99.05-04.06	XZU402	DIE	S05C		16100-78030
	4600	99.05-04.06	XZU402	DIE	S05C		16100-78050
	4600	99.05-04.06	XZU412	DIE	S05C		16100-78030
	4600	99.05-04.06	XZU412	DIE	S05C		16100-78050
4800	04.06-05.03	XZU413	DIE	J05D		16100-78090	
4800	04.06-05.03	XZU423	DIE	J05D		16100-78090	
4800	04.06-05.03	XZU433	DIE	J05D		16100-78090	
4900	04.06-05.03	XZU306V	DIE	N05D		16100-78050	
4900	99.05-04.06	XZU301A	DIE	S05D		16100-78030	
4900	99.05-05.03	XZU301A	DIE	S05D		16100-78050	
4900	99.05-04.06	XZU301D	DIE	S05D		16100-78030	
4900	99.05-05.03	XZU301D	DIE	S05D		16100-78050	
4900	00.05-04.06	XZU301	DIE	S05D		16100-78030	
4900	00.05-05.03	XZU301	DIE	S05D		16100-78050	
4900	99.05-04.06	XZU301H	DIE	S05D		16100-78030	
4900	99.05-05.03	XZU301H	DIE	S05D		16100-78050	
4900	99.05-04.06	XZU306	DIE	S05D		16100-78030	

# TOYOTA

CAR NAME	C.C.	YEAR	MODEL	REMARK	ENGINE	GMB NO.	OEM NO.
DYNA COASTER	4900	99.05-05.03	XZU306	DIE	S05D		16100-78050
	4900	99.05-02.06	XZU311A	DIE	S05D		16100-78030
	4900	99.05-02.06	XZU311A	DIE	S05D		16100-78050
	4900	99.05-04.06	XZU311D	DIE	S05D		16100-78030
	4900	99.05-05.03	XZU311D	DIE	S05D		16100-78050
	4900	99.05-02.06	XZU321A	DIE	S05D		16100-78030
	4900	99.05-02.06	XZU321A	DIE	S05D		16100-78050
	4900	99.05-04.06	XZU321D	DIE	S05D		16100-78030
	4900	99.05-05.03	XZU321D	DIE	S05D		16100-78050
	4900	99.05-04.06	XZU331	DIE	S05D		16100-78030
	4900	99.05-05.03	XZU331	DIE	S05D		16100-78050
	4900	04.06-05.03	XZU336	DIE	S05D		16100-78050
	4900	99.05-04.06	XZU341	DIE	S05D		16100-78030
	4900	99.05-05.03	XZU341	DIE	S05D		16100-78050
	4900	99.05-04.06	XZU346	DIE	S05D		16100-78030
	4900	99.05-05.03	XZU346	DIE	S05D		16100-78050
	4900	99.05-04.06	XZU351D	DIE	S05D		16100-78030
	4900	99.05-05.03	XZU351D	DIE	S05D		16100-78050
	4900	99.08-04.06	XZU371	DIE	S05D		16100-78041
	4900	99.05-04.06	XZU401	DIE	S05D		16100-78030
	4900	99.05-05.03	XZU401	DIE	S05D		16100-78050
	4900	99.05-04.06	XZU411	DIE	S05D		16100-78030
	4900	99.05-05.03	XZU411	DIE	S05D		16100-78050
	4900	99.05-04.06	XZU421	DIE	S05D		16100-78030
	4900	99.05-05.03	XZU421	DIE	S05D		16100-78050
	5300	95.05-99.05	FB4JCAD	DIE	J05C		S1610-03474
	5300	95.05-97.10	FB4JEAT	DIE	J05C	<b>GWT-110A</b>	16100-59166
	5300	95.05-99.05	FB4JEAT	DIE	J05C		S1610-03474
	5300	95.05-99.05	FB4JGAK	DIE	J05C		S1610-03474
	5300	95.05-99.05	FB4JGAT	DIE	J05C		S1610-03474
	5300	96.05-99.05	RX4JFAT	DIE	J05C		S1610-03581
	5300	99.05-05.03	RX4JFET	DIE	J05C		S1610-03582
	5300	95.10-99.05	XZU130A	DIE	J05C		16100-89103
	5300	97.08-99.05	XZU140	DIE	J05C		16100-89103
	5300	99.06-04.06	XZU300H	DIE	J05C		16100-78030
	5300	99.06-04.06	XZU300H	DIE	J05C		16100-78050
	5300	99.06-02.06	XZU320A	DIE	J05C		16100-78030
	5300	99.06-02.06	XZU320A	DIE	J05C		16100-78050
	5300	99.06-04.06	XZU330	DIE	J05C		16100-78030
	5300	99.06-04.06	XZU330	DIE	J05C		16100-78050
	5300	99.06-04.06	XZU340	DIE	J05C		16100-78030
	5300	99.06-04.06	XZU340	DIE	J05C		16100-78050
	5300	99.06-04.06	XZU350H	DIE	J05C		16100-78030
5300	99.06-04.06	XZU350H	DIE	J05C		16100-78050	
5300	99.05-04.06	XZU400A	DIE	J05C		16100-78030	
5300	99.05-04.06	XZU400A	DIE	J05C		16100-78050	
5300	99.05-04.06	XZU400	DIE	J05C		16100-78030	
5300	99.05-04.06	XZU400	DIE	J05C		16100-78050	
5300	99.05-04.06	XZU410	DIE	J05C		16100-78030	
5300	99.05-04.06	XZU410	DIE	J05C		16100-78050	
5300	99.05-04.06	XZU420	DIE	J05C		16100-78030	
5300	99.05-04.06	XZU420	DIE	J05C		16100-78050	
5300	99.05-04.06	XZU430	DIE	J05C		16100-78030	
5300	99.05-04.06	XZU430	DIE	J05C		16100-78050	
5300	01.07-05.03	RX4JFET	DTB	J05CTG		S1610-03582	
5300	96.05-99.05	RX4JFAT	DTB	J05CTI		S1610-03581	
5300	99.05-05.03	RX4JFET	DTB	J05CTI		S1610-03582	
D2500	72.07-77.07	JU10			2J	16100-49107	
D2500	77.08-80.08	JU20			2J	16100-49208	
D3200	77.08-80.08	BB10			2B	<b>GWT-47A</b> 16100-59017	
D3200	77.08-80.08	BB10			2B	<b>GWT-56A</b> 16100-59026	
D3200	77.08-80.08	BB11			2B	<b>GWT-47A</b> 16100-59017	
D3200	77.08-80.08	BB11			2B	<b>GWT-56A</b> 16100-59026	

# TOYOTA

CAR NAME	C.C.	YEAR	MODEL	REMARK	ENGINE	GMB NO.	OEM NO.
DYNA COASTER	D3200	80.08-82.04	BB11		2B	<b>GWT-109A</b>	16100-59075
	D3200	80.08-82.04	BB11		2B	<b>GWT-48A</b>	16100-59085
	D3600	69.08-77.07	HU15		H	<b>GWT-21A</b>	16100-49148
	D3600	77.08-80.08	HU30		H		16100-49526
	D3600	77.08-80.08	HU30		H	<b>GWT-21A</b>	16120-47013
ESTIMA	2200	92.01-93.08	CXR10G	DTB	3CT		16100-69315
	2200	92.01-93.08	CXR11G	DTB	3CT		16100-69315
	2200	92.01-93.08	CXR20G	DTB	3CT		16100-69315
	2200	92.01-93.08	CXR21G	DTB	3CT		16100-69315
	2200	93.08-99.12	CXR10G	DTB	3CTE		16100-69365
	2200	93.08-99.12	CXR11G	DTB	3CTE		16100-69365
	2200	93.08-99.12	CXR20G	DTB	3CTE		16100-69365
	2200	93.08-99.12	CXR21G	DTB	3CTE		16100-69365
	2400	00.02-04.02	ACR30W	EFI	2AZFE	<b>GWT-119A</b>	16100-28040
	2400	00.02-04.02	ACR40W	EFI	2AZFE	<b>GWT-119A</b>	16100-28040
	2400	01.05-04.03	A-AHR10W	HYB	2AZFXE		16100-28050
	2400	92.01-99.12	TCR10G	EFI	2TZFE	<b>GWT-87A*</b>	16100-79165
	2400	93.02-98.01	TCR10W	EFI	2TZFE	<b>GWT-87A*</b>	16100-79165
	2400	92.01-99.12	TCR11G	EFI	2TZFE	<b>GWT-87A*</b>	16100-79165
	2400	90.05-94.08	TCR11W	EFI	2TZFE	<b>GWT-87A*</b>	16100-79165
	2400	92.01-99.12	TCR20G	EFI	2TZFE	<b>GWT-87A*</b>	16100-79165
	2400	93.02-98.01	TCR20W	EFI	2TZFE	<b>GWT-87A*</b>	16100-79165
	2400	92.01-99.12	TCR21G	EFI	2TZFE	<b>GWT-87A*</b>	16100-79165
	2400	90.05-94.08	TCR21W	EFI	2TZFE	<b>GWT-87A*</b>	16100-79165
	2400	96.08-99.12	TCR10W	SPC	2TZFZE	<b>GWT-87A*</b>	16100-79165
	2400	94.08-99.12	TCR11W	SPC	2TZFZE	<b>GWT-87A*</b>	16100-79165
2400	96.08-99.12	TCR20W	SPC	2TZFZE	<b>GWT-87A*</b>	16100-79165	
2400	94.08-99.12	TCR21W	SPC	2TZFZE	<b>GWT-87A*</b>	16100-79165	
3000	99.12-	MCR30W	EFI	1MZFE	<b>GWT-92A</b>	16100-29085	
3000	99.12-	MCR40W	EFI	1MZFE	<b>GWT-92A</b>	16100-29085	
FUNCARGO	1300	99.08-04.03	NCP20	EFI	2NZFE	<b>GWT-101A</b>	16100-29155
	1500	99.08-04.03	NCP21	EFI	1NZFE	<b>GWT-101A</b>	16100-29155
	1500	99.08-04.03	NCP25	EFI	1NZFE	<b>GWT-101A</b>	16100-29155
GAIA	2000	01.04-04.09	ACM10G	D4	1AZFSE	<b>GWT-119A</b>	16100-28040
	2000	01.04-04.08	ACM10G	EFI	1AZFSE	<b>GWT-119A</b>	16100-28040
	2000	02.08-04.09	ACM15G	D4	1AZFSE	<b>GWT-119A</b>	16100-28040
	2000	98.05-01.04	SXM10G	EFI	3SFE	<b>GWT-77A*</b>	16100-79185
	2000	98.05-01.04	SXM10G	EFI	3SFE	<b>GWT-77A</b>	16110-79026
	2000	98.05-02.08	SXM15G	EFI	3SFE	<b>GWT-77A*</b>	16100-79185
	2000	98.05-02.08	SXM15G	EFI	3SFE	<b>GWT-77A</b>	16110-79026
	2200	98.05-04.09	CXM10G	DTB	3CTE	<b>GWT-57A</b>	16100-69425
2200	98.05-04.09	CXM10G	DTB	3CTE	<b>GWT-94A</b>	16100-69435	
GRANVIA	2700	95.08-98.04	RCH11W	EFI	3RZFE	<b>GWT-131A</b>	16100-79445
	3000	95.08-02.05	KCH10W	DTB	1KZTE	<b>GWT-116AH</b>	16100-69356
	3000	95.08-02.05	KCH10W	DTB	1KZTE	<b>GWT-116A</b>	16110-69045
	3000	95.08-97.08	KCH12K	DTB	1KZTE	<b>GWT-116AH</b>	16100-69356
	3000	95.08-97.08	KCH12K	DTB	1KZTE	<b>GWT-116A</b>	16110-69045
	3000	95.09-02.05	KCH16W	DTB	1KZTE	<b>GWT-116AH</b>	16100-69356
	3000	95.09-02.05	KCH16W	DTB	1KZTE	<b>GWT-116A</b>	16110-69045
	3400	97.08-02.05	VCH10W	EFI	5VZFE		16100-69408
	3400	97.08-02.05	VCH16W	EFI	5VZFE		16100-69408
	3400	99.07-02.05	VCH22K	EFI	5VZFE		16100-69408
	3400	99.07-02.05	VCH28K	EFI	5VZFE		16100-69408
HARRIER	2200	97.12-00.11	SXU10W	EFI	5SFE	<b>GWT-77A*</b>	16100-79185
	2200	97.12-00.11	SXU10W	EFI	5SFE	<b>GWT-77A</b>	16110-79026
	2200	97.12-00.11	SXU15W	EFI	5SFE	<b>GWT-77A*</b>	16100-79185
	2200	97.12-00.11	SXU15W	EFI	5SFE	<b>GWT-77A</b>	16110-79026
	2400	00.11-05.03	ACU10W	EFI	2AZFE	<b>GWT-119A</b>	16100-28040

# TOYOTA

CAR NAME	C.C.	YEAR	MODEL	REMARK	ENGINE	GMB NO.	OEM NO.
HARRIER	2400	00.11-05.03	ACU15W	EFI	2AZFE	GWT-119A	16100-28040
	2400	03.02-04.07	ACU30W	EFI	2AZFE	GWT-119A	16100-28040
	2400	03.02-04.07	ACU35W	EFI	2AZFE	GWT-119A	16100-28040
	3000	97.12-05.03	MCU10W	EFI	1MZFE	GWT-92A	16100-29085
	3000	98.01-05.03	MCU15W	EFI	1MZFE	GWT-92A	16100-29085
	3000	03.02-04.07	MCU30W	EFI	1MZFE	GWT-92A	16100-29085
	3000	03.02-04.02	MCU31W	EFI	1MZFE	GWT-92A	16100-29085
	3000	03.02-04.07	MCU35W	EFI	1MZFE	GWT-92A	16100-29085
	3000	03.02-04.02	MCU36W	EFI	1MZFE	GWT-92A	16100-29085
HIACE	1350	67.09-75.11	PH10		3P		16120-23010
	1500	67.09-70.09	RH10		2R	GWT-25A	16100-39035
	1500	70.09-71.01	RH10		2R	GWT-05A	16100-39115
	1500	67.09-70.09	RH15		2R	GWT-25A	16100-39035
	1500	70.09-71.01	RH15		2R	GWT-05A	16100-39115
	1600	71.02-75.11	RH11		12R	GWT-05A	16100-39115
	1600	75.11-79.12	RH11		12R	GWT-12A	16100-39116
	1600	75.11-77.01	RH13		12R	GWT-12A	16100-39116
	1600	71.02-75.11	RH16		12R	GWT-05A	16100-39115
	1600	75.11-77.01	RH16		12R	GWT-12A	16100-39116
	1600	77.02-79.12	RH20		12R	GWT-12A	16100-39116
	1600	79.12-85.07	RH24		12R		16100-39285
	1600	77.02-79.12	RH30		12R	GWT-12A	16100-39116
	1600	79.12-82.11	RH34		12R		16100-39285
	1600	77.02-79.12	RH40		12R	GWT-12A	16100-39116
	1600	85.08-87.08	YH80	GAS	1YJ	GWT-114A	16100-79037
	1800	77.02-79.12	HR21		16R	GWT-27AFH	16100-39236
	1800	77.02-79.12	HR21		16R	GWT-27A	16120-34100
	1800	77.02-79.12	HR31		16R	GWT-27AFH	16100-39236
	1800	75.11-77.01	RH12		16R	GWT-26AF	16100-39245
	1800	75.11-77.01	RH14		16R	GWT-26AF	16100-39245
	1800	75.11-77.01	RH17		16R	GWT-26AF	16100-39245
	1800	75.11-77.01	RH17		16R	GWT-44A	16120-34110
	1800	77.02-79.12	RH41		16R	GWT-27AFH	16100-39236
	1800	82.12-89.08	YH50V	GAS	2Y	GWT-114A	16100-79037
	1800	87.08-95.05	YH81	GAS	2Y	GWT-114A	16100-79037
	1800	83.11-87.08	YH50V	LPG	3YP	GWT-114A	16100-79037
	2000	77.04-79.03	RH22		18R	GWT-27AFH	16100-39236
	2000	77.04-79.03	RH22		18R	GWT-27A	16120-34100
	2000	79.12-82.11	RH35		18R	GWT-27AFH	16100-39295
	2000	77.02-79.12	RH42		18R	GWT-27AFH	16100-39236
	2000	77.02-79.12	RH42		18R	GWT-27A	16120-34100
	2000	79.12-82.11	RH45		18R	GWT-27AFH	16100-39295
	2000	79.12-82.11	RH45		18R	GWT-27A	16120-34100
	2000	89.08-93.08	RZH102V	GAS	1RZ	GWT-138A	16100-79455
	2000	89.08-93.08	RZH112K	GAS	1RZ	GWT-138A	16100-79455
	2000	89.08-93.08	RZH112V	GAS	1RZ	GWT-138A	16100-79455
	2000	89.08-93.08	RZH122V	GAS	1RZ	GWT-138A	16100-79455
	2000	89.08-93.08	RZH124B	GAS	1RZ	GWT-138A	16100-79455
	2000	89.08-95.08	RZH100G	EFI	1RZE	GWT-138A	16100-79455
	2000	93.08-03.07	RZH102V	EFI	1RZE	GWT-138A	16100-79455
	2000	89.08-93.08	RZH110G	EFI	1RZE	GWT-138A	16100-79455
	2000	93.08-03.07	RZH112K	EFI	1RZE	GWT-138A	16100-79455
2000	93.08-03.07	RZH112V	EFI	1RZE	GWT-138A	16100-79455	
2000	93.08-03.07	RZH124B	EFI	1RZE	GWT-138A	16100-79455	
2000	00.12-03.07	RZH182K	EFI	1RZE	GWT-138A	16100-79455	
2000	04.08-	TRH200K		1TR	GWT-131A	16100-79445	
2000	04.08-	TRH200V		1TR	GWT-131A	16100-79445	
2000	03.07-05.03	TRH102V	EFI	1TRFE	GWT-131A	16100-79445	
2000	03.07-05.03	TRH112K	EFI	1TRFE	GWT-131A	16100-79445	
2000	03.07-05.03	TRH112V	EFI	1TRFE	GWT-131A	16100-79445	
2000	03.07-05.03	TRH122K	EFI	1TRFE	GWT-131A	16100-79445	
2000	03.07-05.03	TRH124B	EFI	1TRFE	GWT-131A	16100-79445	

# TOYOTA

CAR NAME	C.C.	YEAR	MODEL	REMARK	ENGINE	GMB NO.	OEM NO.
HIACE	2000	79.03-82.11	RH23		21R	GWT-41A	16100-39316
	2000	79.03-82.11	RH33		21R	GWT-41A	16100-39316
	2000	85.08-89.08	YH51V	GAS	3Y	GWT-114A	16100-79037
	2000	82.12-89.08	YH61V	GAS	3Y	GWT-114A	16100-79037
	2000	84.01-89.08	YH61VH	GAS	3Y	GWT-114A	16100-79037
	2000	82.12-89.08	YH71V	GAS	3Y	GWT-114A	16100-79037
	2000	95.05-96.10	YY101	GAS	3Y	GWT-114A	16100-79037
	2000	84.01-89.08	YH52V	GAS	3YJ	GWT-114A	16100-79037
	2000	84.01-89.08	YH62V	GAS	3YJ	GWT-114A	16100-79037
	2000	82.12-89.08	YH71B	GAS	3YJ	GWT-114A	16100-79037
	2000	83.11-87.08	YH61V	LPG	3YP	GWT-114A	16100-79037
	2000	82.12-89.08	YH51G	GAS	3YU	GWT-114A	16100-79037
	2000	87.08-89.08	YH57G	GAS	3YU	GWT-114A	16100-79037
	2000	82.12-89.08	YH61G	GAS	3YU	GWT-114A	16100-79037
	2200	79.12-82.11	LH24		L	GWT-42A	16100-59127
	2200	82.11-85.07	LH24		L	GWT-61A	16100-59137
	2200	82.12-84.01	LH50G	DIE	L	GWT-61A	16100-59139
	2200	82.12-85.08	LH50V	DIE	L	GWT-61A	16100-59139
	2200	82.12-84.01	LH60B	DIE	L	GWT-61A	16100-59139
	2200	82.12-84.01	LH60G	DIE	L	GWT-61A	16100-59139
	2200	82.12-84.01	LH60V	DIE	L	GWT-61A	16100-59139
	2200	82.12-84.01	LH70B	DIE	L	GWT-61A	16100-59139
	2200	82.12-84.01	LH70V	DIE	L	GWT-61A	16100-59139
	2400	89.08-93.08	LH100G	DIE	2L	GWT-115A	16100-59256
	2400	89.08-93.08	LH102V	DIE	2L	GWT-115A	16100-59256
	2400	89.08-93.08	LH110G	DIE	2L	GWT-115A	16100-59256
	2400	90.10-93.08	LH140G	DIE	2L	GWT-115A	16100-59256
	2400	84.01-89.08	LH51G	DIE	2L	GWT-61A	16100-59139
	2400	84.01-89.08	LH51V	DIE	2L	GWT-61A	16100-59139
	2400	86.08-89.08	LH56V	DIE	2L	GWT-61A	16100-59139
	2400	84.01-89.08	LH61B	DIE	2L	GWT-61A	16100-59139
	2400	84.01-89.08	LH61G	DIE	2L	GWT-61A	16100-59139
	2400	84.01-89.08	LH61V	DIE	2L	GWT-61A	16100-59139
	2400	84.01-89.08	LH61VH	DIE	2L	GWT-61A	16100-59139
	2400	86.08-89.08	LH66V	DIE	2L	GWT-61A	16100-59139
	2400	84.01-89.08	LH71B	DIE	2L	GWT-61A	16100-59139
	2400	87.08-89.08	LH71G	DIE	2L	GWT-61A	16100-59139
	2400	84.01-89.08	LH71V	DIE	2L	GWT-61A	16100-59139
	2400	85.08-88.08	LH80	DIE	2L	GWT-61A	16100-59139
	2400	88.08-95.05	LH80	DIE	2L	GWT-115A	16100-59256
	2400	85.08-88.08	LH80VH	DIE	2L	GWT-61A	16100-59139
	2400	88.08-95.05	LH80VH	DIE	2L	GWT-115A	16100-59256
	2400	87.10-89.10	LH85	DIE	2L	GWT-61A	16100-59139
	2400	89.10-95.05	LH85	DIE	2L	GWT-115A	16100-59256
	2400	91.09-95.05	LH90	DIE	2L	GWT-115A	16100-59256
	2400	91.09-95.05	LH95	DIE	2L	GWT-115A	16100-59256
	2400	89.08-90.10	LH100G	DTB	2LT	GWT-115A	16100-59256
	2400	85.08-89.08	LH51G	DTB	2LT	GWT-61A	16100-59139
	2400	90.10-93.08	LH100G	DTB	2LTE	GWT-115A	16100-59256
	2400	90.10-93.08	LH120G	DTB	2LTE	GWT-115A	16100-59256
	2400	89.08-05.03	RZH101G	EFI	2RZE	GWT-138A	16100-79455
	2400	95.08-05.03	RZH111G	EFI	2RZE	GWT-138A	16100-79455
	2400	98.08-03.07	RZH125B	EFI	2RZE	GWT-138A	16100-79455
	2400	95.08-05.03	RZH133S	EFI	2RZE	GWT-138A	16100-79455
2400	95.08-99.07	RZH133V	EFI	2RZE	GWT-138A	16100-79455	
2400	00.12-03.07	RZH183K	EFI	2RZE	GWT-138A	16100-79455	
2500	04.08-	KDH200K	DTB	2KDFTV		16100-39425	
2500	04.08-	KDH200V	DTB	2KDFTV		16100-39425	
2500	04.08-	KDH205K	DTB	2KDFTV		16100-39425	
2500	04.08-	KDH205V	DTB	2KDFTV		16100-39425	
2500	05.01-	KDH220K	DTB	2KDFTV		16100-39425	
2500	05.01-	KDH222B	DTB	2KDFTV		16100-39425	
2500	05.01-	KDH225K	DTB	2KDFTV		16100-39425	

# TOYOTA

CAR NAME	C.C.	YEAR	MODEL	REMARK	ENGINE	GMB NO.	OEM NO.
HIACE	2500	05.01-	KDH227B	DTB	2KDFTV		16100-39425
	2700	04.08-05.03	KDH200K	DTB	2KDFTV		16100-39425
	2700	04.08-05.03	KDH200V	DTB	2KDFTV		16100-39425
	2700	04.08-05.03	KDH205K	DTB	2KDFTV		16100-39425
	2700	04.08-05.03	KDH205V	DTB	2KDFTV		16100-39425
	2700	99.07-02.05	RCH41W	EFI	3RZFE	GWT-131A	16100-79445
	2700	99.07-02.05	RCH47W	EFI	3RZFE	GWT-131A	16100-79445
	2800	93.08-98.08	LH103V	DIE	3L	GWT-115A	16100-59256
	2800	89.08-93.08	LH107G	DIE	3L	GWT-115A	16100-59256
	2800	90.10-93.08	LH107W	DIE	3L	GWT-115A	16100-59256
	2800	89.08-98.08	LH109V	DIE	3L	GWT-115A	16100-59256
	2800	89.08-98.08	LH113K	DIE	3L	GWT-115A	16100-59256
	2800	89.08-98.08	LH113V	DIE	3L	GWT-115A	16100-59256
	2800	89.08-93.08	LH115B	DIE	3L	GWT-115A	16100-59256
	2800	90.10-93.08	LH117G	DIE	3L	GWT-115A	16100-59256
	2800	89.08-98.08	LH119V	DIE	3L	GWT-115A	16100-59256
	2800	89.08-98.08	LH123V	DIE	3L	GWT-115A	16100-59256
	2800	89.08-98.08	LH125B	DIE	3L	GWT-115A	16100-59256
	2800	90.10-98.08	LH129V	DIE	3L	GWT-115A	16100-59256
	2800	95.05-96.10	LY101	DIE	3L	GWT-115A	16100-59256
	2800	95.05-96.10	LY111	DIE	3L	GWT-115A	16100-59256
	2800	95.05-96.10	LY151	DIE	3L	GWT-115A	16100-59256
	2800	95.05-96.10	LY161	DIE	3L	GWT-115A	16100-59256
	3000	99.07-02.05	KCH10W	DTB	1KZTE	GWT-116AH	16100-69356
	3000	99.07-02.05	KCH10W	DTB	1KZTE	GWT-116A	16110-69045
	3000	99.07-02.05	KCH16W	DTB	1KZTE	GWT-116AH	16100-69356
	3000	99.07-02.05	KCH16W	DTB	1KZTE	GWT-116A	16110-69045
	3000	99.07-02.05	KCH40W	DTB	1KZTE	GWT-116AH	16100-69356
	3000	99.07-02.05	KCH40W	DTB	1KZTE	GWT-116A	16110-69045
	3000	99.07-02.05	KCH46W	DTB	1KZTE	GWT-116AH	16100-69356
	3000	99.07-02.05	KCH46W	DTB	1KZTE	GWT-116A	16110-69045
	3000	93.08-05.03	KZH100G	DTB	1KZTE	GWT-116AH	16100-69356
	3000	93.08-05.03	KZH100G	DTB	1KZTE	GWT-116A	16110-69045
	3000	93.08-05.03	KZH106G	DTB	1KZTE	GWT-116AH	16100-69356
	3000	93.08-05.03	KZH106G	DTB	1KZTE	GWT-116A	16110-69045
	3000	93.08-05.03	KZH106W	DTB	1KZTE	GWT-116AH	16100-69356
	3000	93.08-05.03	KZH106W	DTB	1KZTE	GWT-116A	16110-69045
	3000	93.08-05.03	KZH110G	DTB	1KZTE	GWT-116AH	16100-69356
	3000	93.08-05.03	KZH110G	DTB	1KZTE	GWT-116A	16110-69045
	3000	93.08-05.03	KZH116G	DTB	1KZTE	GWT-116AH	16100-69356
	3000	93.08-05.03	KZH116G	DTB	1KZTE	GWT-116A	16110-69045
	3000	93.08-05.03	KZH120G	DTB	1KZTE	GWT-116AH	16100-69356
	3000	93.08-05.03	KZH120G	DTB	1KZTE	GWT-116A	16110-69045
	3000	93.08-99.07	KZH126G	DTB	1KZTE	GWT-116AH	16100-69356
	3000	93.08-99.07	KZH126G	DTB	1KZTE	GWT-116A	16110-69045
	3000	95.08-05.03	KZH132V	DTB	1KZTE	GWT-116AH	16100-69356
	3000	95.08-05.03	KZH132V	DTB	1KZTE	GWT-116A	16110-69045
	3000	95.08-05.03	KZH138V	DTB	1KZTE	GWT-116AH	16100-69356
	3000	95.08-05.03	KZH138V	DTB	1KZTE	GWT-116A	16110-69045
	3000	98.08-05.03	LH162V	DIE	5L		16100-09092
	3000	98.08-05.03	LH162V	DIE	5L		16100-09102
	3000	98.08-05.03	LH162V	DIE	5L	GWT-115A	16100-59256
	3000	98.08-05.03	LH162V	DIE	5L	GWT-79A	16100-59257
	3000	98.08-05.03	LH168V	DIE	5L	GWT-115A	16100-59256
3000	98.08-05.03	LH168V	DIE	5L	GWT-79A	16100-59257	
3000	98.08-05.03	LH172K	DIE	5L		16100-09092	
3000	98.08-05.03	LH172K	DIE	5L		16100-09102	
3000	98.08-05.03	LH172K	DIE	5L	GWT-115A	16100-59256	
3000	98.08-05.03	LH172K	DIE	5L	GWT-79A	16100-59257	
3000	98.08-05.03	LH172V	DIE	5L		16100-09092	
3000	98.08-05.03	LH172V	DIE	5L		16100-09102	
3000	98.08-05.03	LH172V	DIE	5L	GWT-115A	16100-59256	
3000	98.08-05.03	LH172V	DIE	5L	GWT-79A	16100-59257	



# TOYOTA

CAR NAME	C.C.	YEAR	MODEL	REMARK	ENGINE	GMB NO.	OEM NO.
<b>HIACE</b>	3000	98.08-05.03	LH178V	DIE	5L	<b>GWT-115A</b>	16100-59256
	3000	98.08-05.03	LH178V	DIE	5L	<b>GWT-79A</b>	16100-59257
	3000	98.08-05.03	LH182K	DIE	5L		16100-09092
	3000	98.08-05.03	LH182K	DIE	5L		16100-09102
	3000	98.08-05.03	LH182K	DIE	5L	<b>GWT-115A</b>	16100-59256
	3000	98.08-05.03	LH182K	DIE	5L	<b>GWT-79A</b>	16100-59257
	3000	98.08-05.03	LH184B	DIE	5L		16100-09092
	3000	98.08-05.03	LH184B	DIE	5L		16100-09102
	3000	98.08-05.03	LH184B	DIE	5L	<b>GWT-115A</b>	16100-59256
	3000	98.08-05.03	LH184B	DIE	5L	<b>GWT-79A</b>	16100-59257
	3000	98.08-05.03	LH186B	DIE	5L	<b>GWT-115A</b>	16100-59256
	3000	98.08-05.03	LH186B	DIE	5L	<b>GWT-79A</b>	16100-59257
	3000	98.08-05.03	LH188K	DIE	5L	<b>GWT-115A</b>	16100-59256
	3000	98.08-05.03	LH188K	DIE	5L	<b>GWT-79A</b>	16100-59257
	3400	99.07-02.05	VCH10W	EFI	5VZFE		16100-69408
	3400	99.07-02.05	VCH16W	EFI	5VZFE		16100-69408
	3400	99.07-02.05	VCH22K	EFI	5VZFE		16100-69408
	3400	99.07-02.05	VCH28K	EFI	5VZFE		16100-69408
	D2200	79.07-82.11	LH20		L	<b>GWT-42A</b>	16100-59127
D2200	79.07-82.11	LH30		L	<b>GWT-42A</b>	16100-59127	
D2200	79.07-82.11	LH40		L	<b>GWT-42A</b>	16100-59127	
<b>HIACE VAN WAGON COMMUTER</b>	1800	85.08-87.08	YH80		1Y	<b>GWT-54A</b>	16100-79035
	1800	82.12-89.08	YH50		2Y	<b>GWT-54A</b>	16100-79035
	1800	82.12-89.08	YH81		2Y	<b>GWT-54A</b>	16100-79035
	2000	89.08-94.12	RZH100		1RZ	<b>GWT-85A</b>	16100-79155
	2000	89.08-94.12	RZH102		1RZ	<b>GWT-85A</b>	16100-79155
	2000	89.08-94.12	RZH110		1RZ	<b>GWT-85A</b>	16100-79155
	2000	89.08-94.12	RZH112		1RZ	<b>GWT-85A</b>	16100-79155
	2000	89.08-94.12	RZH122		1RZ	<b>GWT-85A</b>	16100-79155
	2000	89.08-94.12	RZH124		1RZ	<b>GWT-85A</b>	16100-79155
	2000	82.12-89.08	YH51		3Y	<b>GWT-54A</b>	16100-79035
	2000	82.12-89.08	YH52		3Y	<b>GWT-54A</b>	16100-79035
	2000	82.12-89.08	YH57		3Y	<b>GWT-54A</b>	16100-79035
	2000	82.12-89.08	YH61		3Y	<b>GWT-54A</b>	16100-79035
	2000	82.12-89.08	YH62		3Y	<b>GWT-54A</b>	16100-79035
	2000	82.12-89.08	YH71		3Y	<b>GWT-54A</b>	16100-79035
	2400	89.08-94.12	RZH101		2RZ	<b>GWT-85A</b>	16100-79155
	D2200	82.12-87.08	LH50		L	<b>GWT-61A</b>	16100-59137
	D2200	82.12-87.08	LH60		L	<b>GWT-61A</b>	16100-59137
	D2200	82.12-87.08	LH70		L	<b>GWT-61A</b>	16100-59137
	D2400	89.08-93.08	LH100		2L	<b>GWT-79A*</b>	16100-59155
	D2400	89.08-93.08	LH102		2L	<b>GWT-79A*</b>	16100-59155
	D2400	89.08-93.08	LH110		2L	<b>GWT-79A*</b>	16100-59155
	D2400	89.08-93.08	LH120		2L	<b>GWT-79A*</b>	16100-59155
	D2400	89.08-93.08	LH140		2L	<b>GWT-79A*</b>	16100-59155
	D2400	84.01-89.08	LH51		2L	<b>GWT-61A</b>	16100-59137
	D2400	84.01-89.08	LH56		2L	<b>GWT-61A</b>	16100-59137
	D2400	84.01-89.08	LH61		2L	<b>GWT-61A</b>	16100-59137
	D2400	84.01-89.08	LH66		2L	<b>GWT-61A</b>	16100-59137
	D2400	84.01-89.08	LH71		2L	<b>GWT-61A</b>	16100-59137
	D2400	84.01-89.08	LH80		2L	<b>GWT-61A</b>	16100-59137
	D2400	88.08-94.12	LH80		2L	<b>GWT-79A</b>	16100-59155
	D2400	84.01-89.10	LH85		2L	<b>GWT-61A</b>	16100-59137
	D2400	89.10-94.12	LH85		2L	<b>GWT-79A</b>	16100-59155
	D2400	89.10-94.12	LH90		2L	<b>GWT-79A</b>	16100-59155
	D2400	89.10-94.12	LH95		2L	<b>GWT-79A</b>	16100-59155
	D2800	89.08-94.12	LH103		3L	<b>GWT-79A*</b>	16100-59155
	D2800	89.08-94.12	LH107		3L	<b>GWT-79A*</b>	16100-59155
	D2800	89.08-94.12	LH109		3L	<b>GWT-79A*</b>	16100-59155
	D2800	89.08-94.12	LH113		3L	<b>GWT-79A*</b>	16100-59155
	D2800	89.08-94.12	LH115		3L	<b>GWT-79A*</b>	16100-59155
	D2800	89.08-94.12	LH117		3L	<b>GWT-79A*</b>	16100-59155

# TOYOTA

CAR NAME	C.C.	YEAR	MODEL	REMARK	ENGINE	GMB NO.	OEM NO.
<b>HIACE VAN WAGON COMMUTER</b>	D2800	89.08-94.12	LH119		3L	<b>GWT-79A*</b>	16100-59155
	D2800	89.08-94.12	LH123		3L	<b>GWT-79A*</b>	16100-59155
	D2800	89.08-94.12	LH125		3L	<b>GWT-79A*</b>	16100-59155
	D2800	89.08-94.12	LH129		3L	<b>GWT-79A*</b>	16100-59155
	D3000	89.08-94.12	KZH100		1KZ	<b>GWT-116A</b>	16110-69045
	D3000	89.08-94.12	KZH106		1KZ	<b>GWT-116A</b>	16110-69045
	D3000	89.08-94.12	KZH110		1KZ	<b>GWT-116A</b>	16110-69045
	D3000	89.08-94.12	KZH116		1KZ	<b>GWT-116A</b>	16110-69045
	D3000	89.08-94.12	KZH120		1KZ	<b>GWT-116A</b>	16110-69045
D3000	89.08-94.12	KZH126		1KZ	<b>GWT-116A</b>	16110-69045	
<b>HILUX</b>	1500	68.03-70.10	RN10		2R	<b>GWT-25A</b>	16100-39035
	1500	70.10-71.01	RN10		2R	<b>GWT-05A</b>	16100-39115
	1500	68.03-70.10	RN15		2R	<b>GWT-25A</b>	16100-39035
	1500	70.10-71.01	RN15		2R	<b>GWT-05A</b>	16100-39115
	1600	71.02-72.04	RN13		12R	<b>GWT-05A</b>	16100-39115
	1600	71.02-72.04	RN16		12R	<b>GWT-05A</b>	16100-39115
	1600	72.05-75.11	RN20		12R	<b>GWT-05A</b>	16100-39115
	1600	75.11-78.07	RN20		12R	<b>GWT-12A</b>	16100-39116
	1600	72.05-75.11	RN25		12R	<b>GWT-05A</b>	16100-39115
	1600	75.11-78.07	RN25		12R	<b>GWT-12A</b>	16100-39116
	1600	78.08-79.12	RN30	GAS	12RJ	<b>GWT-12A</b>	16100-39116
	1600	79.12-81.10	RN33	GAS	12RJ		16100-39285
	1600	81.10-88.09	RN35	GAS	12RJ		16100-39285
	1600	78.08-79.12	RN40	GAS	12RJ	<b>GWT-12A</b>	16100-39116
	1600	79.12-81.10	RN43	GAS	12RJ		16100-39285
	1600	81.10-88.09	RN45	GAS	12RJ		16100-39285
	1800	88.09-94.08	YN80	GAS	2Y	<b>GWT-114A</b>	16100-79037
	1800	88.09-94.08	YN85	GAS	2Y	<b>GWT-114A</b>	16100-79037
	1800	84.11-88.08	YN51	GAS	2YJ	<b>GWT-114A</b>	16100-79037
	1800	83.11-88.08	YN56	GAS	2YJ	<b>GWT-114A</b>	16100-79037
	1800	83.11-88.08	YN56	LPG	3YP	<b>GWT-114A</b>	16100-79037
	2000	79.10-81.10	RN36	GAS	18RJ	<b>GWT-27AFH</b>	16100-39237
	2000	81.10-83.10	RN39	GAS	18RJ	<b>GWT-27AFH</b>	16100-39237
	2000	97.08-05.03	RZN147	EFI	1RZE	<b>GWT-138A</b>	16100-79455
	2000	99.08-05.03	RZN152H	EFI	1RZE	<b>GWT-138A</b>	16100-79455
	2000	97.08-99.08	RZN167	EFI	1RZE	<b>GWT-138A</b>	16100-79455
	2000	88.09-94.08	YN100	GAS	3Y	<b>GWT-114A</b>	16100-79037
	2000	88.09-91.08	YN105	GAS	3Y	<b>GWT-114A</b>	16100-79037
	2000	91.08-94.08	YN107	GAS	3Y	<b>GWT-114A</b>	16100-79037
	2000	94.08-97.08	YN107	EFI	3YE	<b>GWT-114A</b>	16100-79037
	2000	89.04-91.08	YN130G	EFI	3YE	<b>GWT-114A</b>	16100-79037
	2000	94.08-97.08	YN81	EFI	3YE	<b>GWT-114A</b>	16100-79037
	2000	94.08-97.08	YN86	EFI	3YE	<b>GWT-114A</b>	16100-79037
	2000	86.08-89.03	YN61G	EFI	3YEU	<b>GWT-114A</b>	16100-79037
	2000	83.11-88.08	YN60	GAS	3YJ	<b>GWT-114A</b>	16100-79037
	2000	84.05-85.08	YN60V	GAS	3YJ	<b>GWT-114A</b>	16100-79037
	2000	85.08-89.03	YN61V	GAS	3YJ	<b>GWT-114A</b>	16100-79037
	2000	83.11-88.08	YN65	GAS	3YJ	<b>GWT-114A</b>	16100-79037
	2200	79.12-83.10	LN30	DIE	L	<b>GWT-42A</b>	16100-59128
	2200	81.10-83.10	LN36	DIE	L	<b>GWT-42A</b>	16100-59128
	2200	79.12-85.08	LN40	DIE	L	<b>GWT-42A</b>	16100-59128
	2200	81.10-83.10	LN46	DIE	L	<b>GWT-42A</b>	16100-59128
	2200	84.11-85.08	LN50	DIE	L	<b>GWT-42A</b>	16100-59128
2200	83.11-85.08	LN55	DIE	L	<b>GWT-42A</b>	16100-59128	
2400	85.08-88.09	LN41	DIE	2L	<b>GWT-42A</b>	16100-59128	
2400	85.08-88.08	LN51	DIE	2L	<b>GWT-61A</b>	16100-59139	
2400	83.11-88.08	LN56	DIE	2L	<b>GWT-61A</b>	16100-59139	
2400	83.11-88.08	LN60	DIE	2L	<b>GWT-61A</b>	16100-59139	
2400	84.05-85.08	LN60V	DIE	2L	<b>GWT-61A</b>	16100-59139	
2400	85.08-89.03	LN61V	DIE	2L	<b>GWT-61A</b>	16100-59139	
2400	83.11-88.08	LN65	DIE	2L	<b>GWT-61A</b>	16100-59139	
2400	88.09-94.08	LN80	DIE	2L	<b>GWT-115A</b>	16100-59256	

# TOYOTA

CAR NAME	C.C.	YEAR	MODEL	REMARK	ENGINE	GMB NO.	OEM NO.
HILUX	2400	88.09-94.08	LN85	DIE	2L	GWT-115A	16100-59256
	2400	89.04-90.08	LN130G	DTB	2LT	GWT-115A	16100-59256
	2400	84.11-85.08	LN60V	DTB	2LT	GWT-61A	16100-59139
	2400	85.08-89.03	LN61V	DTB	2LT	GWT-61A	16100-59139
	2400	95.08-97.08	LN108	DTB	2LTE	GWT-115A	16100-59256
	2400	95.08-97.08	LN112	DTB	2LTE	GWT-115A	16100-59256
	2400	90.08-93.08	LN130G	DTB	2LTE	GWT-115A	16100-59256
	2400	91.08-93.08	LN130W	DTB	2LTE	GWT-115A	16100-59256
	2400	97.08-99.08	LN165	DTB	2LTE	GWT-115A	16100-59256
	2400	97.08-99.08	LN165H	DTB	2LTE	GWT-115A	16100-59256
	2400	97.11-99.08	LN170H	DTB	2LTE	GWT-115A	16100-59256
	2700	99.08-05.03	RZN169H	EFI	3RZFE	GWT-131A	16100-79445
	2700	99.08-05.03	RZN174H	EFI	3RZFE	GWT-131A	16100-79445
	2700	98.07-02.11	RZN180W	EFI	3RZFE	GWT-131A	16100-79445
	2700	95.11-02.11	RZN185W	EFI	3RZFE	GWT-131A	16100-79445
	2700	02.11-04.08	RZN210W	EFI	3RZFE	GWT-131A	16100-79445
	2700	02.11-04.08	RZN215W	EFI	3RZFE	GWT-131A	16100-79445
	2800	88.09-94.08	LN100	DIE	3L	GWT-115A	16100-59256
	2800	88.09-97.08	LN106	DIE	3L	GWT-115A	16100-59256
	2800	91.08-97.08	LN107	DIE	3L	GWT-115A	16100-59256
	2800	94.08-97.08	LN109	DIE	3L	GWT-115A	16100-59256
	2800	89.04-93.08	LN131V	DIE	3L	GWT-115A	16100-59256
	2800	94.08-97.08	LN81	DIE	3L	GWT-115A	16100-59256
	2800	94.08-97.08	LN86	DIE	3L	GWT-115A	16100-59256
	3000	00.08-02.11	KDN185G	DTB	1KDFTV	GWT-116AH	16100-69356
	3000	00.08-02.11	KDN185G	DTB	1KDFTV	GWT-116A	16110-69045
	3000	00.06-02.11	KDN185W	DTB	1KDFTV	GWT-116AH	16100-69356
	3000	00.06-02.11	KDN185W	DTB	1KDFTV	GWT-116A	16110-69045
	3000	02.11-05.08	KDN215W	DTB	1KDFTV	GWT-116AH	16100-69356
	3000	93.08-95.11	KZN130G	DTB	1KZTE	GWT-116AH	16100-69356
	3000	93.08-95.11	KZN130G	DTB	1KZTE	GWT-116A	16110-69045
	3000	93.08-95.11	KZN130W	DTB	1KZTE	GWT-116AH	16100-69356
	3000	93.08-95.11	KZN130W	DTB	1KZTE	GWT-116A	16110-69045
	3000	95.11-00.08	KZN185G	DTB	1KZTE	GWT-116AH	16100-69356
	3000	95.11-00.08	KZN185G	DTB	1KZTE	GWT-116A	16110-69045
	3000	95.11-00.08	KZN185W	DTB	1KZTE	GWT-116AH	16100-69356
	3000	95.11-00.08	KZN185W	DTB	1KZTE	GWT-116A	16110-69045
	3000	90.08-95.11	VZN130G	EFI	3VZE		16100-69475
	3000	91.08-95.11	VZN130G	EFI	3VZE		16100-69485
	3000	97.08-04.07	LN147	DIE	5L		16100-09092
	3000	97.08-04.07	LN147	DIE	5L		16100-09102
	3000	97.08-05.03	LN147	DIE	5L	GWT-115A	16100-59256
	3000	97.08-05.03	LN147	DIE	5L	GWT-79A	16100-59257
	3000	97.08-04.07	LN167	DIE	5L		16100-09092
	3000	97.08-04.07	LN167	DIE	5L		16100-09102
	3000	97.08-05.03	LN167	DIE	5L	GWT-115A	16100-59256
	3000	97.08-05.03	LN167	DIE	5L	GWT-79A	16100-59257
	3000	97.11-04.07	LN172H	DIE	5L		16100-09092
	3000	97.11-04.07	LN172H	DIE	5L		16100-09102
	3000	97.11-05.03	LN172H	DIE	5L	GWT-115A	16100-59256
	3000	97.11-05.03	LN172H	DIE	5L	GWT-79A	16100-59257
	3400	98.07-00.08	VZN180W	EFI	5VZFE		16100-69408
	3400	95.11-02.11	VZN185W	EFI	5VZFE		16100-69408
3400	02.11-05.08	VZN210W	EFI	5VZFE		16100-69408	
3400	02.11-05.08	VZN215W	EFI	5VZFE		16100-69408	
IPSAM	2000	96.05-01.05	SXM10G	EFI	3SFE	GWT-77A*	16100-79185
	2000	96.05-01.05	SXM10G	EFI	3SFE	GWT-77A	16110-79026
	2000	96.05-01.05	SXM15G	EFI	3SFE	GWT-77A*	16100-79185
	2000	96.05-01.05	SXM15G	EFI	3SFE	GWT-77A	16110-79026
	2200	97.09-01.05	CXM10G	DTB	3CTE	GWT-94A	16100-69435
	2400	01.05-04.02	ACM21W	EFI	2AZFE	GWT-119A	16100-28040
	2400	01.05-04.02	ACM26W	EFI	2AZFE	GWT-119A	16100-28040

# TOYOTA

CAR NAME	C.C.	YEAR	MODEL	REMARK	ENGINE	GMB NO.	OEM NO.
ISIS	1800	04.09-	ZNM10G/W		1ZZ	GWT-133A	16100-29415
	2000	04.09-	ANM10G/W		1AZ	GWT-119A	16100-28040
	2000	04.09-	ANM15G/W		1AZ	GWT-119A	16100-28040
IST	1300	02.04-04.03	NCP60	EFI	2NZFE	GWT-101A	16100-29155
	1500	02.04-04.02	NCP61	EFI	1NZFE	GWT-101A	16100-29155
	1500	02.04-04.03	NCP65	EFI	1NZFE	GWT-101A	16100-29155
KLUGER L	2400	03.08-04.02	ACU20W	EFI	2AZFE	GWT-119A	16100-28040
	2400	03.08-04.02	ACU25W	EFI	2AZFE	GWT-119A	16100-28040
	3000	03.08-04.02	MCU20W	EFI	1MZFE	GWT-92A	16100-29085
	3000	03.08-04.02	MCU25W	EFI	1MZFE	GWT-92A	16100-29085
KLUGER V	2400	00.11-04.02	ACU20W	EFI	2AZFE	GWT-119A	16100-28040
	2400	00.11-04.02	ACU25W	EFI	2AZFE	GWT-119A	16100-28040
	3000	00.11-04.02	MCU20W	EFI	1MZFE	GWT-92A	16100-29085
	3000	00.11-04.02	MCU25W	EFI	1MZFE	GWT-92A	16100-29085
LAND CRUISER	2400	85.10-90.01	LJ71G	DTB	2LT	GWT-61A	16100-59139
	2400	90.04-93.05	LJ71G	DTB	2LTE	GWT-115A	16100-59256
	2400	90.04-93.05	LJ78G	DTB	2LTE	GWT-115A	16100-59256
	2400	91.08-93.05	LJ78W	DTB	2LTE	GWT-115A	16100-59256
	2700	02.09-04.08	RZJ120W	EFI	3RZFE	GWT-131A	16100-79445
	2700	02.09-04.08	RZJ125W	EFI	3RZFE	GWT-131A	16100-79445
	2700	97.04-02.09	RZJ90W	EFI	3RZFE	GWT-131A	16100-79445
	2700	96.04-02.09	RZJ95W	EFI	3RZFE	GWT-131A	16100-79445
	3000	02.11-	KDJ120W	DTB	1KDFTV	GWT-116AH	16100-69356
	3000	02.11-	KDJ120W	DTB	1KDFTV	GWT-116A	16110-69045
	3000	02.11-05.08	KDJ121W	DTB	1KDFTV	GWT-116AH	16100-69356
	3000	02.11-05.08	KDJ121W	DTB	1KDFTV	GWT-116A	16110-69045
	3000	02.11-05.08	KDJ125W	DTB	1KDFTV	GWT-116AH	16100-69356
	3000	02.11-05.08	KDJ125W	DTB	1KDFTV	GWT-116A	16110-69045
	3000	00.08-02.11	KDJ90W	TBO	1KDFTV	GWT-116AH	16100-69356
	3000	00.08-02.11	KDJ90W	TBO	1KDFTV	GWT-116A	16110-69045
	3000	00.08-02.11	KDJ95W	TBO	1KDFTV	GWT-116AH	16100-69356
	3000	00.08-02.11	KDJ95W	TBO	1KDFTV	GWT-116A	16110-69045
	3000	93.05-96.04	KZJ71G	DTB	1KZTE	GWT-116AH	16100-69356
	3000	93.05-96.04	KZJ71W	DTB	1KZTE	GWT-116AH	16100-69356
	3000	93.05-96.04	KZJ78G	DTB	1KZTE	GWT-116AH	16100-69356
	3000	93.05-96.04	KZJ78W	DTB	1KZTE	GWT-116AH	16100-69356
	3000	96.04-00.08	KZJ90W	DTB	1KZTE	GWT-116AH	16100-69356
	3000	96.04-00.08	KZJ90W	DTB	1KZTE	GWT-116A	16110-69045
	3000	96.04-00.08	KZJ95W	DTB	1KZTE	GWT-116AH	16100-69356
	3000	96.04-00.08	KZJ95W	DTB	1KZTE	GWT-116A	16110-69045
	3400	85.10-90.01	BJ71V	DTB	13BT	GWT-108A	16100-59105
	3400	85.10-90.01	BJ71V	DTB	13BT		16131-56040
	3400	85.10-90.01	BJ74V	DTB	13BT	GWT-108A	16100-59105
	3400	85.10-90.01	BJ74V	DTB	13BT		16131-56040
	3400	80.08-82.10	BJ60V	DIE	3B	GWT-108A	16100-59105
	3400	82.10-86.08	BJ61V	DIE	3B	GWT-108A	16100-59105
	3400	84.11-90.01	BJ70	DIE	3B	GWT-108A	16100-59105
	3400	87.08-90.01	BJ70	DIE	3B	GWT-112A	16100-59187
	3400	87.08-90.01	BJ70	DIE	3B		16124-58010
	3400	84.11-90.01	BJ70	DIE	3B		16131-56040
	3400	84.11-90.01	BJ70V	DIE	3B	GWT-108A	16100-59105
	3400	87.08-90.01	BJ70V	DIE	3B	GWT-112A	16100-59187
	3400	87.08-90.01	BJ70V	DIE	3B		16124-58010
	3400	84.11-90.01	BJ70V	DIE	3B		16131-56040
	3400	84.11-90.01	BJ73V	DIE	3B	GWT-108A	16100-59105
	3400	87.08-90.01	BJ73V	DIE	3B	GWT-112A	16100-59187
3400	87.08-90.01	BJ73V	DIE	3B		16124-58010	
3400	84.11-90.01	BJ73V	DIE	3B		16131-56040	
3400	02.09-05.08	VZJ120W	EFI	5VZFE		16100-69408	

# TOYOTA

CAR NAME	C.C.	YEAR	MODEL	REMARK	ENGINE	GMB NO.	OEM NO.
LAND CRUISER	3400	02.09-05.08	VZJ121W	EFI	5VZFE		16100-69408
	3400	02.09-05.08	VZJ125W	EFI	5VZFE		16100-69408
	3400	96.04-02.09	VZJ90W	EFI	5VZFE		16100-69408
	3400	96.04-02.09	VZJ95W	EFI	5VZFE		16100-69408
	3500	90.01-94.01	PZJ70	DIE	1PZ	GWT-91A	16100-19235
	3500	90.01-94.01	PZJ70V	DIE	1PZ	GWT-91A	16100-19235
	3500	90.04-94.01	PZJ77HV	DIE	1PZ	GWT-91A	16100-19235
	3500	90.04-94.01	PZJ77V	DIE	1PZ	GWT-91A	16100-19235
	3900	69.03-75.09	FJ45		2F	GWT-18A	16100-60090
	3900	54.01-67.12	FJ40		F	GWT-07A	16100-60010
	3900	69.03-75.09	FJ40		F	GWT-08A	16100-60080
	3900	69.03-75.09	FJ40		F	GWT-18A	16100-60090
	3900	54.01-67.12	FJ43		F	GWT-07A	16100-60010
	3900	69.03-75.09	FJ43		F	GWT-08A	16100-60080
	3900	69.03-75.09	FJ43		F	GWT-18A	16100-60090
	3900	54.01-67.12	FJ45		F	GWT-07A	16100-60010
	3900	69.03-75.09	FJ45		F	GWT-18A	16100-60090
	3900	69.03-75.09	FJ55		F	GWT-08A	16100-60080
	4000	85.10-90.01	HJ61V	DTB	12HT	GWT-65A*	16100-69037
	4000	85.10-90.01	HJ61V	DTB	12HT	GWT-65A	16120-69015
	4000	92.08-98.01	FZJ80G	EFI	1FZFE	GWT-99A	16100-69325
	4000	82.10-90.01	HJ60V	DIE	2H	GWT-65A*	16100-69037
	4000	82.10-90.01	HJ60V	DIE	2H	GWT-65A	16120-69015
	4000	84.11-90.01	FJ62V	GAS	3F	GWT-72A*	16100-69146
	4000	84.11-87.08	FJ62V	GAS	3F	GWT-73A*	16100-69156
	4000	84.11-90.01	FJ62V	GAS	3F	GWT-72A	16110-61170
	4000	84.11-87.08	FJ62V	GAS	3F	GWT-73A	16110-61180
	4000	90.01-92.08	FJ75	GAS	3F		16100-69265
	4000	88.08-90.01	FJ62G	EFI	3FE		16100-69196
	4000	88.08-90.01	FJ62G	EFI	3FE	GWT-73A	16110-61180
	4000	90.01-92.08	FJ80G	EFI	3FE	GWT-73A*	16100-69255
	4200	75.01-79.02	FJ56		2F	GWT-19A	16100-61012
	4200	75.09-79.02	FJ56		2F	GWT-22A	16100-61041
	4200	79.02-80.07	FJ56		2F		16100-61071
	4200	79.02-80.07	FJ56		2F		16100-61081
	4200	79.02-80.07	FJ56		2F	GWT-88A	16100-61120
	4200	79.02-80.07	FJ56		2F		16100-61130
	4200	95.01-98.01	HDJ81V	DTB	1HDFT	GWT-91A	16100-19235
	4200	98.01-	HDJ101K	DTB	1HDFTE	GWT-91A	16100-19235
	4200	90.01-95.01	HDJ81V	DTB	1HDT	GWT-91A	16100-19235
	4200	94.01-99.08	HZJ70	DIE	1HZ	GWT-91A	16100-19235
	4200	94.01-99.08	HZJ70V	DIE	1HZ	GWT-91A	16100-19235
	4200	99.08-04.08	HZJ71	DIE	1HZ	GWT-91A	16100-19235
	4200	99.08-04.08	HZJ71V	DIE	1HZ	GWT-91A	16100-19235
	4200	90.01-99.08	HZJ73HV	DIE	1HZ	GWT-91A	16100-19235
	4200	90.05-99.08	HZJ73V	DIE	1HZ	GWT-91A	16100-19235
	4200	99.08-04.08	HZJ74K	DIE	1HZ	GWT-91A	16100-19235
	4200	99.08-04.08	HZJ74V	DIE	1HZ	GWT-91A	16100-19235
	4200	92.12-99.08	HZJ75	DIE	1HZ	GWT-91A	16100-19235
	4200	99.08-04.08	HZJ76K	DIE	1HZ	GWT-91A	16100-19235
	4200	99.08-04.08	HZJ76V	DIE	1HZ	GWT-91A	16100-19235
	4200	90.04-99.08	HZJ77HV	DIE	1HZ	GWT-91A	16100-19235
	4200	94.01-99.08	HZJ77V	DIE	1HZ	GWT-91A	16100-19235
	4200	99.11-04.08	HZJ79	DIE	1HZ	GWT-91A	16100-19235
4200	90.01-98.01	HZJ81V	DIE	1HZ	GWT-91A	16100-19235	
4200	80.08-82.10	FJ60V	GAS	2F	GWT-88A	16100-61120	
4200	80.08-82.10	FJ60V	GAS	2F		16100-61130	
4200	80.08-82.10	FJ60V	GAS	2F	GWT-89A	16110-61081	
4200	82.10-84.11	FJ61V	GAS	2F	GWT-88A	16100-61120	
4200	82.10-84.11	FJ61V	GAS	2F		16100-61130	
4200	82.10-84.11	FJ61V	GAS	2F	GWT-89A	16110-61081	
4500	92.08-98.01	FZJ80G	EFI	1FZFE	GWT-99A	16100-69325	
4700	98.01-	UZJ100W	EFI	2UZFE		16100-59275	

# TOYOTA

CAR NAME	C.C.	YEAR	MODEL	REMARK	ENGINE	GMB NO.	OEM NO.
LAND CRUISER	D	77.06-77.09	BJ40		B	GWT-47A	16100-59017
	D	77.09-79.02	BJ40		B		16100-59035
	D	77.06-77.09	BJ43		B	GWT-47A	16100-59017
	D	77.09-79.02	BJ43		B		16100-59035
	D3000	74.02-77.06	BJ40		B	GWT-47A	16100-59017
	D3000	74.02-77.06	BJ43		B	GWT-47A	16100-59017
LITEACE	1200	70.11-74.04	KM10		3K	GWT-02A	16100-29016
	1200	74.04-78.02	KM10		3K	GWT-09A	16100-29028
	1300	78.02-79.02	KM11		4K	GWT-09A	16100-29028
	1300	79.10-83.04	KM20		4K	GWT-60A	16100-19046
	1300	79.10-85.08	KM21		4K	GWT-60A	16100-19155
	1300	86.10-90.08	KM50	GAS	4K	GWT-60A	16100-19156
	1300	85.09-90.08	KM35V	GAS	4KJ	GWT-60A	16100-19156
	1300	82.11-90.08	KR26V	GAS	4KJ	GWT-60A	16100-19156
	1500	86.10-99.06	KM51	GAS	5K	GWT-60A	16100-19156
	1500	85.09-92.01	KM31V	GAS	5KJ	GWT-60A	16100-19156
	1500	85.09-92.01	KM36V	GAS	5KJ	GWT-60A	16100-19156
	1500	90.08-96.10	KR27V	GAS	5KJ	GWT-60A	16100-19156
	1500	85.09-92.01	KM30G	GAS	5KU	GWT-60A	16100-19156
	1600	82.10-86.09	YM20		1Y	GWT-54A	16100-79035
	1600	82.10-86.09	YM25		1Y	GWT-54A	16100-79035
	1600	82.11-88.08	YR26V	GAS	1YJ	GWT-114A	16100-79037
	1800	79.10-82.10	TM20		13T	GWT-31AF	16100-28010
	1800	79.10-82.10	TM20		13T	GWT-31A	16110-28010
	1800	85.09-88.08	CM35V	DIE	1C	GWT-94A	16100-64H04
	1800	86.10-89.10	CM50	DIE	1C	GWT-94A	16100-64H04
	1800	82.11-88.08	CR26V	DIE	1C	GWT-94A	16100-64H04
	1800	82.10-92.01	YM21		2Y	GWT-54A	16100-79035
	1800	86.10-99.06	YM55	GAS	2Y	GWT-114A	16100-79037
	1800	86.10-99.06	YM60	GAS	2Y	GWT-114A	16100-79037
	1800	90.08-99.06	YM65	GAS	2Y	GWT-114A	16100-79037
	1800	90.08-92.01	YM31V	GAS	2YJ	GWT-114A	16100-79037
	1800	88.08-96.10	YR25V	GAS	2YJ	GWT-114A	16100-79037
	1800	85.09-92.01	YM30G	GAS	2YU	GWT-114A	16100-79037
	1800	82.11-92.01	YR20G	GAS	2YU	GWT-114A	16100-79037
	1800	85.08-92.01	YR28G	GAS	2YU	GWT-114A	16100-79037
	1800	99.06-	KM70	EFI	7KE	GWT-133A	16100-19276
	1800	99.06-	KM75	EFI	7KE	GWT-133A	16100-19276
	1800	99.06-	KM80	EFI	7KE	GWT-133A	16100-19276
	1800	99.06-	KM85	EFI	7KE	GWT-133A	16100-19276
	2000	85.09-92.01	CM30G	DIE	2C	GWT-94A	16100-64H04
	2000	88.08-92.01	CM31V	DIE	2C	GWT-94A	16100-64H04
	2000	85.09-92.01	CM36V	DIE	2C	GWT-94A	16100-64H04
	2000	85.10-92.01	CM41V	DIE	2C	GWT-94A	16100-64H04
	2000	86.10-99.06	CM51	DIE	2C	GWT-94A	16100-64H06
	2000	91.10-99.06	CM52	DIE	2C	GWT-94A	16100-64H06
	2000	86.10-99.06	CM55	DIE	2C	GWT-94A	16100-64H06
	2000	86.10-99.06	CM60	DIE	2C	GWT-94A	16100-64H06
	2000	91.10-99.06	CM61	DIE	2C	GWT-94A	16100-64H06
	2000	86.10-99.06	CM65	DIE	2C	GWT-94A	16100-64H06
	2000	83.04-87.08	CR21G	DIE	2C	GWT-94A	16100-64H04
	2000	84.09-96.10	CR27V	DIE	2C	GWT-94A	16100-64H06
	2000	85.08-87.08	CR28G	DIE	2C	GWT-94A	16100-64H04
	2000	85.10-96.10	CR36V	DIE	2C	GWT-94A	16100-64H06
	2000	85.09-92.01	CM30G	DTB	2CT	GWT-94A	16100-64H04
	2000	85.10-92.01	CM40G	DTB	2CT	GWT-94A	16100-64H04
2000	85.08-93.09	CR21G	DTB	2CT	GWT-94A	16100-64H06	
2000	87.08-93.09	CR28G	DTB	2CT	GWT-94A	16100-64H06	
2000	85.10-93.09	CR30G	DTB	2CT	GWT-94A	16100-64H06	
2000	87.08-93.09	CR37G	DTB	2CT	GWT-94A	16100-64H06	
2000	83.05-96.10	YR21G	EFI	3YEU	GWT-114A	16100-79037	
2000	85.10-96.10	YR30G	EFI	3YEU	GWT-114A	16100-79037	

# TOYOTA

CAR NAME	C.C.	YEAR	MODEL	REMARK	ENGINE	GMB NO.	OEM NO.	
LITEACE	2000	86.08-92.01	YR36G		EFI	3YEU	GWT-114A	16100-79037
	2000	85.10-92.01	YM40G		GAS	3YU	GWT-114A	16100-79037
	2200	99.06-04.08	CM70		DIE	3CE	GWT-94A	16100-69435
	2200	99.06-04.08	CM75		DIE	3CE	GWT-94A	16100-69435
	2200	99.06-04.08	CM80		DIE	3CE	GWT-94A	16100-69435
	2200	99.06-04.08	CM85		DIE	3CE	GWT-94A	16100-69435
	2200	93.09-96.10	CR22G		DTB	3CT		16100-69377
	2200	93.09-96.10	CR29G		DTB	3CT		16100-69377
	2200	93.09-96.10	CR31G		DTB	3CT		16100-69377
	2200	93.09-96.10	CR38G		DTB	3CT		16100-69377
	D	82.10-88.08	CM20			1C	GWT-57A	16100-69085
D	82.10-88.08	CM25			1C	GWT-57A	16100-69085	
LITEACE NOAH	1500	96.11-98.12	KR41V		GAS	5K	GWT-60A	16100-19156
	1800	96.11-98.12	KR42V		GAS	7K	GWT-133A	16100-19276
	1800	98.12-	KR42V		EFI	7KE	GWT-133A	16100-19276
	1800	04.12-	KR52V		EFI	7KE	GWT-133A	16100-19276
	2000	96.11-98.12	CR41V		DIE	2C	GWT-94A	16100-64H06
	2000	96.11-98.12	CR51V		DIE	2C	GWT-94A	16100-64H06
	2000	96.10-01.11	SR40G		EFI	3SFE	GWT-77A*	16100-79185
	2000	96.10-01.11	SR40G		EFI	3SFE	GWT-77A*	16110-79026
	2000	96.10-01.11	SR50G		EFI	3SFE	GWT-77A*	16100-79185
	2000	96.10-01.11	SR50G		EFI	3SFE	GWT-77A*	16110-79026
	2200	98.12-04.07	CR42V		DIE	3CE	GWT-94A	16100-69435
	2200	98.12-04.07	CR52V		DIE	3CE	GWT-94A	16100-69435
	2200	96.10-98.12	CR40G		DTB	3CT	GWT-94A	16100-64H06
	2200	96.10-98.12	CR50G		DTB	3CT	GWT-94A	16100-64H06
	2200	98.12-01.11	CR40G		DTB	3CTE	GWT-94A	16100-69435
2200	98.12-01.11	CR50G		DTB	3CTE	GWT-94A	16100-69435	
MACCY DYNA	3900	70.04-75.01	FC10			F	GWT-08A	16100-60080
	4200	75.04-80.02	FC22			2F	GWT-19A	16100-61012
	D4500	69.09-75.03	QC10			Q		16100-69015
	D4500	69.09-75.03	QC12			Q		16100-69015
	D4500	69.09-75.03	QC15			Q		16100-69015
	D5900	75.03-80.02	EC20			E		16100-69028
	D5900	75.03-80.02	EC22			E		16100-69028
D5900	75.03-80.02	EC23			E		16100-69028	
MARK II	1800	77.11-80.08	TX40			13T	GWT-31AF	16100-28020
	1800	77.11-80.08	TX40			13T	GWT-31A	16110-28010
	1800	79.12-80.08	TX47			13T	GWT-31AF	16100-28020
	1800	79.12-80.08	TX47			13T	GWT-31A	16110-28010
	1800	80.03-82.08	TX50			13T	GWT-31AF	16100-28020
	1800	80.03-82.08	TX60			13T	GWT-31AF	16100-28020
	1800	80.03-82.08	TX60			13T	GWT-31A	16110-28010
	1800	80.11-87.07	TX67			13T	GWT-31AF	16100-28020
	1800	80.11-87.07	TX67			13T	GWT-31A	16110-28010
	1800	73.08-75.11	RX11			16R	GWT-26AF	16100-39017
	1800	73.08-75.11	RX17			16R	GWT-26AF	16100-39017
	1800	75.11-76.11	RX17			16R	GWT-80A	16100-39215
	1800	75.11-76.11	RX17			16R	GWT-44A	16120-34090
	1800	73.08-75.11	RX21			16R	GWT-26AF	16100-39017
	1800	73.08-75.11	RX27			16R	GWT-26AF	16100-39017
	1800	73.08-75.11	RX27			16R	GWT-44A	16120-34090
	1800	76.12-79.12	RX37			16R	GWT-80A	16100-39215
	1800	76.12-79.12	RX37			16R	GWT-44A	16120-34090
	1800	84.08-88.08	SX70		GAS	1SU	GWT-53A*	16100-69076
	1800	84.08-88.08	SX70		GAS	1SU	GWT-53A	16110-69037
	1800	84.08-88.08	SX70Y		GAS	1SU	GWT-53A*	16100-69076
	1800	84.08-88.08	SX70Y		GAS	1SU	GWT-53A	16110-69037
	1800	82.08-94.12	SX60			2Y	GWT-54A	16100-79035
1800	84.11-93.02	YX76V		GAS	2YJ	GWT-114A	16100-79037	

# TOYOTA

CAR NAME	C.C.	YEAR	MODEL	REMARK	ENGINE	GMB NO.	OEM NO.
	1800	84.08-86.08	YX70	LPG	2YPU	GWT-114A	16100-79037
	1800	84.08-86.08	YX70Y	LPG	2YPU	GWT-114A	16100-79037
	1800	74.04-79.03	TX30		3T	GWT-31AF	16100-28020
	1800	74.04-79.03	TX30		3T	GWT-31A	16110-28010
	1800	90.08-95.12	SX80	HTC	4SFE	GWT-77A*	16100-79185
	1800	90.08-95.12	SX80	HTC	4SFE	GWT-77A	16110-79026
	1800	90.08-95.12	SX80Y	HTC	4SFE	GWT-77A*	16100-79185
	1800	90.08-95.12	SX80Y	HTC	4SFE	GWT-77A	16110-79026
	1800	92.10-96.09	SX90	EFI	4SFE	GWT-77A*	16100-79185
	1800	92.10-96.09	SX90	EFI	4SFE	GWT-77A	16110-79026
	1800	88.08-90.08	SX80	CI	4SFI	GWT-77A*	16100-79185
	1800	88.08-90.08	SX80	CI	4SFI	GWT-77A	16110-79026
	1800	88.08-90.08	SX80Y	CI	4SFI	GWT-77A*	16100-79185
	1800	88.08-90.08	SX80Y	CI	4SFI	GWT-77A	16110-79026
	1800	82.08-88.08	SX60		IS	GWT-53A	16110-69035
	1800	83.03-83.08	SX61		IS	GWT-53A	16100-69095
	1900	68.09-71.12	RT62		8R	GWT-44A	16120-33010
	1900	68.09-71.12	RT72		8R	GWT-44A	16120-33010
	1900	68.09-71.12	RT78		8R	GWT-44A	16120-33010
	2000	80.09-82.08	RX63		18E	GWT-27AFH	16100-39227
	2000	80.09-82.08	RX63		18E	GWT-27A	16120-34100
	2000	72.01-75.11	RX12		18R	GWT-26AF	16100-39017
	2000	75.10-76.01	RX12		18R	GWT-27AFH	16100-39236
	2000	75.10-76.01	RX15		18R	GWT-27AFH	16100-39236
	2000	72.01-75.11	RX22		18R	GWT-26AF	16100-39165
	2000	75.10-76.01	RX22		18R	GWT-27AFH	16100-39236
	2000	72.01-75.11	RX22		18R	GWT-44A	16120-33010
	2000	72.01-75.11	RX28		18R	GWT-26AF	16100-39017
	2000	75.10-76.01	RX28		18R	GWT-27AFH	16100-39236
	2000	72.01-75.11	RX28		18R	GWT-44A	16120-34090
	2000	75.10-76.01	RX28		18R	GWT-27A	16120-34100
	2000	76.12-78.08	RX30		18R	GWT-27AFH	16100-39236
	2000	76.12-78.08	RX31		18R	GWT-27AFH	16100-39236
	2000	76.12-78.08	RX31		18R	GWT-27A	16120-34100
	2000	80.09-88.08	GX60		1G	GWT-66A	16100-79015
	2000	80.09-88.08	GX61		1G	GWT-66A	16100-79015
	2000	84.11-88.09	GX70G	EFI	1GEU	GWT-66A	16100-79015
	2000	84.08-88.08	GX71	EFI	1GEU	GWT-66A	16100-79015
	2000	96.09-98.08	GX100	EFI	1GFE	GWT-111A	16100-79117
	2000	98.08-00.10	GX100	EFI	1GFE		16100-79285
	2000	98.08-00.10	GX105	EFI	1GFE		16100-79285
	2000	00.10-04.11	GX110	EFI	1GFE		16100-79285
	2000	02.01-	GX110W	EFI	1GFE		16100-79285
	2000	00.10-04.11	GX115	EFI	1GFE		16100-79285
	2000	02.01-	GX115W	EFI	1GFE		16100-79285
	2000	88.10-97.04	GX70G	HTC	1GFE	GWT-111A	16100-79117
	2000	88.08-95.12	GX81	HTC	1GFE	GWT-111A	16100-79117
	2000	92.10-96.09	GX90	EFI	1GFE	GWT-111A	16100-79117
	2000	88.08-93.02	GX81	TWC	1GGE	GWT-70A	16100-79025
	2000	84.08-88.08	GX71	TWC	1GGEU	GWT-70A	16100-79025
	2000	88.08-90.08	GX81	TWT	1GGTE		16100-79065
	2000	85.10-88.08	GX71	TWT	1GGTEU		16100-79065
	2000	88.08-90.08	GX81	SPC	1GGZE		16100-79055
	2000	78.08-80.08	RX40		21R	GWT-41A	16100-39316
	2000	78.08-80.08	RX41		21R	GWT-41A	16100-39316
	2000	80.09-82.08	RX60		21R	GWT-41A	16100-39316
	2000	93.02-97.04	YX78V	EFI	3YE	GWT-114A	16100-79037
	2000	88.08-95.12	YX80	LPG	3YP	GWT-114A	16100-79037
	2000	88.08-95.12	YX80Y	LPG	3YP	GWT-114A	16100-79037
	2000	86.08-88.08	YX72	LPG	3YPU	GWT-114A	16100-79037
	2000	86.08-88.08	YX72Y	LPG	3YPU	GWT-114A	16100-79037
	2000	72.01-74.08	MX10		M		16100-49345
	2000	74.08-75.11	MX10		M	GWT-28A	16100-49365

MARK II



# TOYOTA

CAR NAME	C.C.	YEAR	MODEL	REMARK	ENGINE	GMB NO.	OEM NO.
	2000	75.10-76.11	MX10		M		16120-49436
	2000	72.01-74.08	MX20		M		16100-49345
	2000	74.08-75.11	MX20		M	<b>GWT-28A</b>	16100-49365
	2000	75.10-76.11	MX20		M		16120-49436
	2000	72.01-74.08	MX27		M		16100-49345
	2000	74.08-75.11	MX27		M	<b>GWT-28A</b>	16100-49365
	2000	72.01-76.11	MX27		M	<b>GWT-28A</b>	16120-49025
	2000	75.10-76.11	MX27		M		16120-49436
	2000	76.12-79.03	MX30		M	<b>GWT-28A</b>	16100-49506
	2000	76.12-79.03	MX31		M	<b>GWT-28A</b>	16100-49506
	2000	76.12-79.03	MX35		M	<b>GWT-28A</b>	16100-49506
	2000	76.12-77.07	MX35		M		16120-41150
	2000	77.07-80.08	MX40		M	<b>GWT-28A</b>	16100-49495
	2000	77.07-80.08	MX41		M	<b>GWT-28A</b>	16100-49495
	2000	79.08-80.08	MX45		M	<b>GWT-28A</b>	16100-49495
	2000	79.08-80.08	MX45		M	<b>GWT-55A</b>	16120-45100
	2000	80.11-83.08	MX60		M		16100-49495
	2000	80.11-84.07	MX60		M	<b>GWT-55A</b>	16100-49705
	2000	81.10-82.08	MX61		M		16100-49615
	2000	81.10-84.07	MX61		M	<b>GWT-55A</b>	16100-49725
	2000	84.08-85.10	MX71	TBO	MTEU		16100-49746
	2000	84.08-85.10	MX71	TBO	MTEU	<b>GWT-55A</b>	16110-49066
	2200	97.04-01.12	SXV20W	EFI	5SFE	<b>GWT-77A*</b>	16100-79185
	2200	97.04-01.12	SXV20W	EFI	5SFE	<b>GWT-77A</b>	16110-79026
	2200	97.06-01.12	SXV25W	EFI	5SFE	<b>GWT-77A*</b>	16100-79185
	2200	97.06-01.12	SXV25W	EFI	5SFE	<b>GWT-77A</b>	16110-79026
	2400	84.08-88.08	LX70	DIE	2L	<b>GWT-61A</b>	16100-59139
	2400	84.08-88.08	LX70Y	DIE	2L	<b>GWT-61A</b>	16100-59139
	2400	84.11-88.09	LX76V	DIE	2L	<b>GWT-61A</b>	16100-59139
	2400	88.12-94.09	LX76V	DIE	2L	<b>GWT-115A</b>	16100-59256
	2400	88.08-93.08	LX80	DIE	2L	<b>GWT-115A</b>	16100-59256
	2400	88.08-93.02	LX80Y	DIE	2L	<b>GWT-115A</b>	16100-59256
	2400	84.08-88.08	LX70	DTB	2LT	<b>GWT-61A</b>	16100-59139
	2400	88.08-93.02	LX80	DTB	2LT	<b>GWT-115A</b>	16100-59256
	2400	88.08-93.02	LX80Y	DTB	2LT	<b>GWT-115A</b>	16100-59256
	2400	96.09-99.08	LX100	DTB	2LTE	<b>GWT-115A</b>	16100-59256
	2400	92.10-96.09	LX90	DTB	2LTE	<b>GWT-115A</b>	16100-59256
	2500	00.10-04.11	JZX110	D4	1JZFSE	<b>GWT-118AH</b>	16100-49868
	2500	00.10-04.11	JZX110	D4	1JZFSE	<b>GWT-118A</b>	16110-49148
	2500	02.01-	JZX110W	D4	1JZFSE	<b>GWT-118AH</b>	16100-49868
	2500	02.01-	JZX110W	D4	1JZFSE	<b>GWT-118A</b>	16110-49148
	2500	96.09-00.10	JZX100	EFI	1JZGE	<b>GWT-118AH</b>	16100-49868
	2500	96.09-00.10	JZX100	EFI	1JZGE	<b>GWT-118A</b>	16110-49148
	2500	96.09-00.10	JZX105	EFI	1JZGE	<b>GWT-118AH</b>	16100-49868
	2500	96.09-00.10	JZX105	EFI	1JZGE	<b>GWT-118A</b>	16110-49148
	2500	00.10-04.11	JZX115	EFI	1JZGE	<b>GWT-118AH</b>	16100-49868
	2500	00.10-04.11	JZX115	EFI	1JZGE	<b>GWT-118A</b>	16110-49148
	2500	02.01-	JZX115W	EFI	1JZGE	<b>GWT-118AH</b>	16100-49868
	2500	02.01-	JZX115W	EFI	1JZGE	<b>GWT-118A</b>	16110-49148
	2500	90.08-93.02	JZX81	TWC	1JZGE		16100-49815
	2500	90.08-93.02	JZX81	TWC	1JZGE	<b>GWT-120A</b>	16110-49097
	2500	92.10-96.09	JZX90	EFI	1JZGE		16100-49815
	2500	92.10-96.09	JZX90	EFI	1JZGE	<b>GWT-120AH</b>	16100-49837
	2500	92.10-96.09	JZX90	EFI	1JZGE	<b>GWT-120A</b>	16110-49097
	2500	93.10-96.09	JZX93	EFI	1JZGE		16100-49815
	2500	93.10-96.09	JZX93	EFI	1JZGE	<b>GWT-120AH</b>	16100-49837
	2500	93.10-96.09	JZX93	EFI	1JZGE	<b>GWT-120A</b>	16110-49097
	2500	96.09-00.10	JZX100	TBO	1JZGTE		16100-49855
	2500	96.09-00.10	JZX100	TBO	1JZGTE		16110-49135
	2500	00.10-04.11	JZX110	EFI	1JZGTE		16100-49855
	2500	00.10-04.11	JZX110	EFI	1JZGTE		16110-49135
	2500	02.01-	JZX110W	EFI	1JZGTE		16100-49855
	2500	02.01-	JZX110W	EFI	1JZGTE		16110-49135

MARK II

# TOYOTA

CAR NAME	C.C.	YEAR	MODEL	REMARK	ENGINE	GMB NO.	OEM NO.
<b>MARK II</b>	2500	90.08-92.10	JZX81	TWT	1JZGTE		16090-49017
	2500	92.10-96.09	JZX90	TBO	1JZGTE		16090-49017
	2500	92.10-96.09	JZX90	TBO	1JZGTE		16110-46011
	2500	97.04-01.12	MCV21W	EFI	2MZFE	<b>GWT-92A</b>	16100-29085
	2500	97.06-01.12	MCV25W	EFI	2MZFE	<b>GWT-92A</b>	16100-29085
	2600	76.12-78.08	MX33		4M	<b>GWT-28A</b>	16100-49506
	2600	78.03-79.08	MX43		4M	<b>GWT-28A</b>	16100-49506
	2600	79.08-80.08	MX43		4M	<b>GWT-55A</b>	16100-49595
	2800	80.09-83.08	MX63		5M	<b>GWT-55A</b>	16100-49595
	3000	97.04-01.12	MCV20W	EFI	1MZFE	<b>GWT-92A</b>	16100-29085
	3000	96.09-00.10	JZX101	EFI	2JZGE	<b>GWT-120AH</b>	16100-49837
	3000	98.08-00.10	JZX101	EFI	2JZGE	<b>GWT-118A</b>	16110-49148
	3000	92.10-96.09	JZX91	EFI	2JZGE	<b>GWT-120AH</b>	16100-49837
	3000	89.08-93.02	MX83		7M	<b>GWT-82A</b>	16100-49805
	3000	88.08-93.02	MX83	TWC	7MGE	<b>GWT-82A</b>	16100-49805
	D2200	79.09-80.08	LX40		L	<b>GWT-42A</b>	16100-59127
	D2200	80.09-84.07	LX60		L	<b>GWT-42A</b>	16100-59127
D2200	80.09-84.07	LX67		L	<b>GWT-42A</b>	16100-59127	
D2400	82.08-88.08	LX65		2L	<b>GWT-61A</b>	16100-59137	
<b>MARK X</b>	2500	04.11-	GRX120		4GR		16100-39435
	2500	04.11-	GRX125		4GR		16100-39435
	3000	04.11-	GWX121		3GR		16100-39435
<b>MR2</b>	1500	84.06-89.12	AW10	GAS	3ALU	<b>GWT-58A*</b>	16100-19106
	1500	84.06-89.12	AW10	GAS	3ALU	<b>GWT-58A</b>	16110-19047
	1600	84.06-89.12	AW11	TWC	4AGELU	<b>GWT-63A*</b>	16100-19115
	1600	84.06-89.12	AW11	TWC	4AGELU	<b>GWT-63A</b>	16110-19165
	1600	86.08-89.12	AW11	SPC	4AGZE	<b>GWT-63A*</b>	16100-19115
	1600	86.08-89.12	AW11	SPC	4AGZE	<b>GWT-63A</b>	16110-19165
	2000	89.12-99.08	SW20	EFI	3SGE		16100-79175
	2000	89.12-99.08	SW20	EFI	3SGE	<b>GWT-122A*</b>	16100-79225
	2000	89.12-99.08	SW20	EFI	3SGE	<b>GWT-107A</b>	16110-79115
	2000	89.12-99.08	SW20	EFI	3SGE	<b>GWT-122A</b>	16110-79135
	2000	89.12-99.08	SW20	TBO	3SGTE	<b>GWT-67A*</b>	16100-79126
	2000	89.12-99.08	SW20	TBO	3SGTE	<b>GWT-122A*</b>	16100-79225
	2000	89.12-99.08	SW20	TBO	3SGTE	<b>GWT-107A</b>	16110-79115
2000	89.12-99.08	SW20	TBO	3SGTE	<b>GWT-122A</b>	16110-79135	
<b>MR-S</b>	1800	99.10-	ZZW30	EFI	1ZZFE	<b>GWT-133A</b>	16100-29415
<b>NADIA</b>	2000	01.04-03.07	ACN10	D4	1AZFSE	<b>GWT-119A</b>	16100-28040
	2000	01.04-03.07	ACN10H	D4	1AZFSE	<b>GWT-119A</b>	16100-28040
	2000	02.08-03.07	ACN15	D4	1AZFSE	<b>GWT-119A</b>	16100-28040
	2000	02.08-03.07	ACN15H	D4	1AZFSE	<b>GWT-119A</b>	16100-28040
	2000	98.07-01.04	SXN10	EFI	3SFE	<b>GWT-77A*</b>	16100-79185
	2000	98.07-01.04	SXN10	EFI	3SFE	<b>GWT-77A</b>	16110-79026
	2000	99.06-01.04	SXN10H	EFI	3SFE	<b>GWT-77A*</b>	16100-79185
	2000	99.06-01.04	SXN10H	EFI	3SFE	<b>GWT-77A</b>	16110-79026
	2000	98.07-02.08	SXN15	EFI	3SFE	<b>GWT-77A*</b>	16100-79185
	2000	98.07-02.08	SXN15	EFI	3SFE	<b>GWT-77A</b>	16110-79026
	2000	99.06-02.08	SXN15H	EFI	3SFE	<b>GWT-77A*</b>	16100-79185
	2000	99.06-02.08	SXN15H	EFI	3SFE	<b>GWT-77A</b>	16110-79026
	2000	98.07-01.04	SXN10	D4	3SFSE	<b>GWT-77A*</b>	16100-79185
2000	98.07-01.04	SXN10	D4	3SFSE	<b>GWT-77A</b>	16110-79026	
<b>NOAH</b>	2000	01.11-04.08	AZR60G	D4	1AZFSE	<b>GWT-119A</b>	16100-28040
	2000	01.11-04.08	AZR65G	D4	1AZFSE	<b>GWT-119A</b>	16100-28040
<b>OPA</b>	1800	00.04-04.02	ZCT10	EFI	1ZZFE	<b>GWT-133A</b>	16100-29415
	1800	00.04-02.05	-ZCT10	EFI	1ZZFE	<b>GWT-133A</b>	16100-29415
	1800	00.04-04.02	ZCT15	EFI	1ZZFE	<b>GWT-133A</b>	16100-29415
	1800	00.04-02.05	-ZCT15	EFI	1ZZFE	<b>GWT-133A</b>	16100-29415

# TOYOTA

CAR NAME	C.C.	YEAR	MODEL	REMARK	ENGINE	GMB NO.	OEM NO.
<b>OPA</b>	2000	00.08-05.03	ACT10	D4	1AZFSE	<b>GWT-119A</b>	16100-28040
<b>PASSO</b>	1000	04.06-	KGC10		1KR		16100-97234
	1000	04.06-	KGC15		1KR		16100-97234
	1300	04.06-	QNC10		K3	<b>GWT-100A</b>	16100-97411
<b>PLATZ</b>	1000	99.08-04.03	SCP11	EFI	1SZFE	<b>GWT-136A</b>	16100-29116
	1300	99.08-04.03	NCP16	EFI	2NZFE	<b>GWT-101A</b>	16100-29155
	1500	99.08-04.03	NCP12	EFI	1NZFE	<b>GWT-101A</b>	16100-29155
<b>PORTE</b>	1300	04.07-	NNP10		2NZ	<b>GWT-101A</b>	16100-29155
	1500	04.07-	NNP11		1NZ	<b>GWT-101A</b>	16100-29155
<b>PREMIO</b>	1500	01.12-04.02	NZT240	EFI	1NZFE	<b>GWT-101A</b>	16100-29155
	1800	01.12-04.02	ZZT240	EFI	1ZZFE	<b>GWT-133A</b>	16100-29415
	1800	01.12-04.02	ZZT245	EFI	1ZZFE	<b>GWT-133A</b>	16100-29415
	2000	01.12-04.12	AZT240	D4	1AZFSE	<b>GWT-119A</b>	16100-28040
<b>PRIUS</b>	1500	97.12-00.05	NHW10	EFI	1NZFXE		16100-29105
	1500	00.05-03.08	NHW11	EFI	1NZFXE	<b>GWT-101A</b>	16100-29155
	1500	03.09-04.02	NHW20	EFI	1NZFXE	<b>GWT-101A</b>	16100-29155
<b>PROBOX</b>	1300	02.06-04.02	NCP50V	EFI	2NZFE	<b>GWT-101A</b>	16100-29155
	1400	02.06-	NLP51V	DIE	1NDTV	<b>GWT-101A</b>	16100-29155
	1400	02.06-	NLP51V	DIE	1NDTV	<b>GWT-135A</b>	16100-29195
	1500	02.06-04.02	NCP51V	EFI	1NZFE	<b>GWT-101A</b>	16100-29155
	1500	02.06-04.02	NCP55V	EFI	1NZFE	<b>GWT-101A</b>	16100-29155
	1500	02.06-04.02	NCP58G	EFI	1NZFE	<b>GWT-101A</b>	16100-29155
	1500	02.06-04.02	NCP59G	EFI	1NZFE	<b>GWT-101A</b>	16100-29155
	1500	03.04-04.02	NCP52V	CNG	1NZFNE	<b>GWT-101A</b>	16100-29155
<b>PROGRES</b>	2500	01.04-	JCG10	D4	1JZFSE	<b>GWT-118AH</b>	16100-49868
	2500	01.04-	JCG10	D4	1JZFSE	<b>GWT-118A</b>	16110-49148
	2500	01.04-	JCG15	D4	1JZFSE		16100-49876
	2500	01.04-	JCG15	D4	1JZFSE		16110-49156
	2500	98.05-01.04	JCG10	EFI	1JZGE	<b>GWT-118AH</b>	16100-49868
	2500	98.05-01.04	JCG10	EFI	1JZGE	<b>GWT-118A</b>	16110-49148
	2500	99.12-01.04	JCG15	EFI	1JZGE		16100-49876
	2500	99.12-01.04	JCG15	EFI	1JZGE		16110-49156
	3000	01.04-	JCG11	D4	2JZFSE	<b>GWT-118AH</b>	16100-49868
	3000	01.04-	JCG11	D4	2JZFSE	<b>GWT-118A</b>	16110-49148
	3000	98.05-01.04	JCG11	EFI	2JZGE	<b>GWT-120AH</b>	16100-49837
3000	98.05-01.04	JCG11	EFI	2JZGE	<b>GWT-118A</b>	16110-49148	
<b>PRONARD</b>	3000	00.02-	MCX20	EFI	1MZFE	<b>GWT-92A</b>	16100-29085
<b>PUBLICA</b>	1000	74.04-75.11	KP30		2K	<b>GWT-09A</b>	16100-29028
	1000	69.04-75.11	KP30	GAS	2K	<b>GWT-02A</b>	16100-29018
	1000	69.04-75.11	KP30	GAS	2K	<b>GWT-09A</b>	16100-29066
	1000	74.04-75.11	KP36		2K	<b>GWT-09A</b>	16100-29028
	1000	69.11-75.11	KP36	GAS	2K	<b>GWT-02A</b>	16100-29018
	1000	69.11-75.11	KP36	GAS	2K	<b>GWT-09A</b>	16100-29066
	1000	69.04-75.11	KP36V	GAS	2K	<b>GWT-02A</b>	16100-29018
	1000	69.04-75.11	KP36V	GAS	2K	<b>GWT-09A</b>	16100-29066
	1000	69.04-74.04	P30		2K	<b>GWT-02A</b>	16100-29016
	1000	69.04-74.04	P36		2K	<b>GWT-02A</b>	16100-29016
	1100	69.04-69.08	KP30S		K	<b>GWT-02A</b>	16100-29016
	1100	69.04-69.08	KP30S	GAS	KB	<b>GWT-02A</b>	16100-29018
	1200	70.10-74.04	KP31	GAS	3K	<b>GWT-02A</b>	16100-29018
	1200	72.01-74.04	KP37	GAS	3K	<b>GWT-02A</b>	16100-29018
	1200	72.01-74.04	KP37V	GAS	3K	<b>GWT-02A</b>	16100-29018
	1200	71.03-75.01	KP31	GAS	3KB	<b>GWT-02A</b>	16100-29018
1200	71.03-75.01	KP31	GAS	3KB	<b>GWT-09A</b>	16100-29066	

# TOYOTA

CAR NAME	C.C.	YEAR	MODEL	REMARK	ENGINE	GMB NO.	OEM NO.
<b>PUBLICA</b>	1200	69.09-71.12	KP31S	GAS	3KB	<b>GWT-02A</b>	16100-29018
	1200	71.03-75.11	KP31	GAS	3KBR	<b>GWT-02A</b>	16100-29018
	1200	71.03-75.11	KP31	GAS	3KBR	<b>GWT-09A</b>	16100-29066
	1200	74.04-75.11	KP31	GAS	3KH	<b>GWT-09A</b>	16100-29066
	1200	74.04-75.11	KP37	GAS	3KH	<b>GWT-09A</b>	16100-29066
	1200	74.04-75.11	KP37V	GAS	3KH	<b>GWT-09A</b>	16100-29066
	1200	75.11-79.07	KP37	GAS	3KHJ	<b>GWT-09A</b>	16100-29066
	1200	75.11-78.09	KP37V	GAS	3KHJ	<b>GWT-09A</b>	16100-29066
	1200	79.07-82.01	KP38	GAS	3KHJ	<b>GWT-09A</b>	16100-29066
	1200	76.01-78.02	KP50	GAS	3KU	<b>GWT-09A</b>	16100-29066
	1300	82.01-88.08	KP39	GAS	4KJ	<b>GWT-50A</b>	16100-19166
<b>QUICK DELIVERY</b>	2700	96.10-99.08	RZU68VH	LPG	3RZFP	<b>GWT-131A</b>	16100-79445
	2700	00.01-03.06	BU280K	LPG	3RZFPE	<b>GWT-131A</b>	16100-79445
	2700	03.06-	RZU280K	LPG	3RZFPE	<b>GWT-131A</b>	16100-79445
	2700	04.06-	XZU281K	LPG	3RZFPE	<b>GWT-131A</b>	16100-79445
	2800	95.05-99.05	LH81VH	DIE	3L	<b>GWT-115A</b>	16100-59256
	2800	95.05-99.05	LY151	DIE	3L	<b>GWT-115A</b>	16100-59256
	3000	99.05-01.08	LH82K	DIE	5L	<b>GWT-115A</b>	16100-59256
	3000	99.05-01.08	LH82K	DIE	5L	<b>GWT-79A</b>	16100-59257
	3000	99.05-01.08	LY152	DIE	5L	<b>GWT-115A</b>	16100-59256
	3000	99.05-01.08	LY152	DIE	5L	<b>GWT-79A</b>	16100-59257
	3000	01.08-04.07	LY228K	DIE	5L	<b>GWT-79A</b>	16100-59257
	3000	01.08-04.07	LY270	DIE	5L	<b>GWT-79A</b>	16100-59257
	3400	95.05-99.08	BU68VH	DIE	3B	<b>GWT-110A</b>	16100-59166
	3700	99.08-04.06	BU280K	DIE	4B	<b>GWT-112A</b>	16100-59187
	3700	00.03-04.06	BU281K	DIE	4B	<b>GWT-112A</b>	16100-59187
	4000	04.06-05.03	XZU280K	DIE	N04C		16100-78080
	4000	04.06-05.03	XZU281K	DIE	N04C		16100-78080
	4100	04.06-	XZU280K	DIE	N04C		16100-78080
4100	04.06-	XZU281K	DIE	N04C		16100-78080	
<b>RAUM</b>	1500	03.04-04.02	NCZ20	EFI	1NZFE	<b>GWT-101A</b>	16100-29155
	1500	03.04-04.02	NCZ25	EFI	1NZFE	<b>GWT-101A</b>	16100-29155
	1500	97.05-	EXZ10	EFI	5EFE	<b>GWT-117AH</b>	16100-19226
	1500	97.05-	EXZ10	EFI	5EFE	<b>GWT-117A</b>	16110-19107
	1500	97.08-	EXZ15	EFI	5EFE	<b>GWT-117AH</b>	16100-19226
	1500	97.08-	EXZ15	EFI	5EFE	<b>GWT-117A</b>	16110-19107
<b>RAV4</b>	1800	00.05-03.07	ZCA25W	D4	1ZZFE	<b>GWT-133A</b>	16100-29415
	1800	00.05-04.02	ZCA25W	EFI	1ZZFE	<b>GWT-133A</b>	16100-29415
	1800	00.05-04.02	ZCA26W	EFI	1ZZFE	<b>GWT-133A</b>	16100-29415
	2000	00.05-04.02	ACA20W	D4	1AZFSE	<b>GWT-119A</b>	16100-28040
	2000	00.05-04.02	ACA21W	D4	1AZFSE	<b>GWT-119A</b>	16100-28040
	2000	97.12-00.05	SXA10C	EFI	3SFE	<b>GWT-77A*</b>	16100-79185
	2000	97.12-00.05	SXA10C	EFI	3SFE	<b>GWT-77A</b>	16110-79026
	2000	94.04-00.05	SXA10G	EFI	3SFE	<b>GWT-77A*</b>	16100-79185
	2000	94.04-00.05	SXA10G	EFI	3SFE	<b>GWT-77A</b>	16110-79026
	2000	97.12-00.05	SXA10W	EFI	3SFE	<b>GWT-77A*</b>	16100-79185
	2000	97.12-00.05	SXA10W	EFI	3SFE	<b>GWT-77A</b>	16110-79026
	2000	95.04-00.05	SXA11G	EFI	3SFE	<b>GWT-77A*</b>	16100-79185
	2000	95.04-00.05	SXA11G	EFI	3SFE	<b>GWT-77A</b>	16110-79026
	2000	97.12-00.05	SXA11W	EFI	3SFE	<b>GWT-77A*</b>	16100-79185
	2000	97.12-00.05	SXA11W	EFI	3SFE	<b>GWT-77A</b>	16110-79026
	2000	97.09-00.05	SXA15G	EFI	3SFE	<b>GWT-77A*</b>	16100-79185
	2000	97.09-00.05	SXA15G	EFI	3SFE	<b>GWT-77A</b>	16110-79026
	2000	97.09-00.05	SXA16G	EFI	3SFE	<b>GWT-77A*</b>	16100-79185
	2000	97.09-00.05	SXA16G	EFI	3SFE	<b>GWT-77A</b>	16110-79026
	2000	96.08-00.05	SXA10W	TWC	3SGE	<b>GWT-122A*</b>	16100-79225
	2000	96.08-00.05	SXA10W	TWC	3SGE	<b>GWT-122A</b>	16110-79135
	2000	96.08-00.05	SXA11W	TWC	3SGE	<b>GWT-122A*</b>	16100-79225
	2000	96.08-00.05	SXA11W	TWC	3SGE	<b>GWT-122A</b>	16110-79135

# TOYOTA

CAR NAME	C.C.	YEAR	MODEL	REMARK	ENGINE	GMB NO.	OEM NO.
<b>REGIUS</b>	2000	97.06-02.05	RCH42V	EFI	1RZE	<b>GWT-138A</b>	16100-79455
	2700	97.04-02.05	RCH41W	EFI	3RZFE	<b>GWT-131A</b>	16100-79445
	2700	97.04-02.05	RCH47W	EFI	3RZFE	<b>GWT-131A</b>	16100-79445
	3000	97.04-99.07	KCH40G	DTB	1KZTE	<b>GWT-116AH</b>	16100-69356
	3000	97.04-99.07	KCH40G	DTB	1KZTE	<b>GWT-116A</b>	16110-69045
	3000	97.04-02.05	KCH40W	DTB	1KZTE	<b>GWT-116AH</b>	16100-69356
	3000	97.04-02.05	KCH40W	DTB	1KZTE	<b>GWT-116A</b>	16110-69045
	3000	97.04-99.07	KCH46G	DTB	1KZTE	<b>GWT-116AH</b>	16100-69356
	3000	97.04-99.07	KCH46G	DTB	1KZTE	<b>GWT-116A</b>	16110-69045
	3000	97.04-02.05	KCH46W	DTB	1KZTE	<b>GWT-116AH</b>	16100-69356
	3000	97.04-02.05	KCH46W	DTB	1KZTE	<b>GWT-116A</b>	16110-69045
	3000	97.06-02.05	LXH43V	DIE	5L	<b>GWT-115A</b>	16100-59256
	3000	97.06-02.05	LXH43V	DIE	5L	<b>GWT-79A</b>	16100-59257
	3000	97.06-02.05	LXH49V	DIE	5L	<b>GWT-115A</b>	16100-59256
3000	97.06-02.05	LXH49V	DIE	5L	<b>GWT-79A</b>	16100-59257	
<b>REGIUS ACE</b>	2000	99.07-03.07	RZH102V	EFI	1RZE	<b>GWT-138A</b>	16100-79455
	2000	99.07-03.07	RZH112K	EFI	1RZE	<b>GWT-138A</b>	16100-79455
	2000	99.07-03.07	RZH112V	EFI	1RZE	<b>GWT-138A</b>	16100-79455
	2000	00.12-03.07	RZH182K	EFI	1RZE	<b>GWT-138A</b>	16100-79455
	2000	03.07-05.03	TRH102V	EFI	1TRFE	<b>GWT-131A</b>	16100-79445
	2000	03.07-05.03	TRH112K	EFI	1TRFE	<b>GWT-131A</b>	16100-79445
	2000	03.07-05.03	TRH112V	EFI	1TRFE	<b>GWT-131A</b>	16100-79445
	2000	03.07-05.03	TRH122K	EFI	1TRFE	<b>GWT-131A</b>	16100-79445
	2400	00.12-03.07	RZH183K	EFI	2RZE	<b>GWT-138A</b>	16100-79455
	2700	04.08-05.03	KDH200K	DTB	2KDFTV		16100-39425
	2700	04.08-05.03	KDH200V	DTB	2KDFTV		16100-39425
	2700	04.08-05.03	KDH205K	DTB	2KDFTV		16100-39425
	2700	04.08-05.03	KDH205V	DTB	2KDFTV		16100-39425
	3000	99.07-05.03	LH162V	DIE	5L		16100-09092
	3000	99.07-05.03	LH162V	DIE	5L		16100-09102
	3000	99.07-05.03	LH162V	DIE	5L	<b>GWT-115A</b>	16100-59256
	3000	99.07-05.03	LH162V	DIE	5L	<b>GWT-79A</b>	16100-59257
	3000	99.07-05.03	LH168V	DIE	5L	<b>GWT-115A</b>	16100-59256
	3000	99.07-05.03	LH168V	DIE	5L	<b>GWT-79A</b>	16100-59257
	3000	99.07-05.03	LH172K	DIE	5L		16100-09092
	3000	99.07-05.03	LH172K	DIE	5L		16100-09102
	3000	99.07-05.03	LH172K	DIE	5L	<b>GWT-115A</b>	16100-59256
	3000	99.07-05.03	LH172K	DIE	5L	<b>GWT-79A</b>	16100-59257
	3000	99.07-05.03	LH172V	DIE	5L		16100-09092
	3000	99.07-05.03	LH172V	DIE	5L		16100-09102
	3000	99.07-05.03	LH172V	DIE	5L	<b>GWT-115A</b>	16100-59256
	3000	99.07-05.03	LH172V	DIE	5L	<b>GWT-79A</b>	16100-59257
	3000	99.07-05.03	LH178V	DIE	5L	<b>GWT-115A</b>	16100-59256
	3000	99.07-05.03	LH178V	DIE	5L	<b>GWT-79A</b>	16100-59257
	3000	99.07-05.03	LH182K	DIE	5L		16100-09092
	3000	99.07-05.03	LH182K	DIE	5L		16100-09102
	3000	99.07-05.03	LH182K	DIE	5L	<b>GWT-115A</b>	16100-59256
3000	99.07-05.03	LH182K	DIE	5L	<b>GWT-79A</b>	16100-59257	
3000	99.07-05.03	LH188K	DIE	5L	<b>GWT-115A</b>	16100-59256	
3000	99.07-05.03	LH188K	DIE	5L	<b>GWT-79A</b>	16100-59257	
<b>SCEPTER</b>	2200	92.11-96.08	SXV10	EFI	5SFE	<b>GWT-77A*</b>	16100-79185
	2200	92.11-96.08	SXV10	EFI	5SFE	<b>GWT-77A</b>	16110-79026
	2200	93.10-96.07	SXV15	EFI	5SFE	<b>GWT-77A*</b>	16100-09040
	2200	93.10-96.07	SXV15	EFI	5SFE	<b>GWT-77A</b>	16110-79026
	2200	92.12-96.07	SXV15W	EFI	5SFE	<b>GWT-77A*</b>	16100-09040
	2200	92.12-96.07	SXV15W	EFI	5SFE	<b>GWT-77A</b>	16110-79026
	3000	92.11-96.08	VCV10	EFI	3VZFE		16100-69455
	3000	93.10-96.07	VCV15	EFI	3VZFE		16100-69455
	3000	92.07-94.09	VCV15W	EFI	3VZFE	<b>GWT-71A</b>	16100-69305
	3000	92.07-96.07	VCV15W	EFI	3VZFE		16100-69455

# TOYOTA

CAR NAME	C.C.	YEAR	MODEL	REMARK	ENGINE	GMB NO.	OEM NO.
<b>SERA CYNOS</b>	1300	96.10-99.07	EL52C	EFI	4EFE	<b>GWT-117AH</b>	16100-19226
	1300	96.10-99.07	EL52C	EFI	4EFE	<b>GWT-93A</b>	16110-19106
	1300	96.10-99.07	EL52C	EFI	4EFE	<b>GWT-117A</b>	16110-19107
	1300	95.08-99.07	EL52	EFI	4EFE	<b>GWT-117AH</b>	16100-19226
	1300	95.08-99.07	EL52	EFI	4EFE	<b>GWT-93A</b>	16110-19106
	1300	95.08-99.07	EL52	EFI	4EFE	<b>GWT-117A</b>	16110-19107
	1500	91.01-95.08	EL44	EFI	5EFE	<b>GWT-117AH</b>	16100-19226
	1500	91.01-95.08	EL44	EFI	5EFE	<b>GWT-93A</b>	16110-19106
	1500	91.01-95.08	EL44	EFI	5EFHE	<b>GWT-117AH</b>	16100-19226
	1500	91.01-95.08	EL44	EFI	5EFHE	<b>GWT-93A</b>	16110-19106
	1500	96.10-99.07	EL54C	EFI	5EFHE	<b>GWT-117AH</b>	16100-19226
	1500	96.10-99.07	EL54C	EFI	5EFHE	<b>GWT-93A</b>	16110-19106
	1500	96.10-99.07	EL54C	EFI	5EFHE	<b>GWT-117A</b>	16110-19107
	1500	95.08-99.07	EL54	EFI	5EFHE	<b>GWT-117AH</b>	16100-19226
	1500	95.08-99.07	EL54	EFI	5EFHE	<b>GWT-93A</b>	16110-19106
	1500	95.08-99.07	EL54	EFI	5EFHE	<b>GWT-117A</b>	16110-19107
1500	90.03-95.12	EXY10	EFI	5EFHE	<b>GWT-117AH</b>	16100-19226	
1500	90.03-95.12	EXY10	EFI	5EFHE	<b>GWT-93A</b>	16110-19106	
<b>SIENTA</b>	1500	03.09-04.02	NCP81G	EFI	1NZFE		16100-29205
	1500	03.09-04.02	NCP85G	EFI	1NZFE	<b>GWT-101A</b>	16100-29155
<b>SOARER</b>	2000	81.02-89.01	GZ10		1G	<b>GWT-66A</b>	16100-79015
	2000	83.02-94.04	GZ10		1G	<b>GWT-70A</b>	16100-79025
	2000	88.01-89.01	GZ20	EFI	1GEU	<b>GWT-82A</b>	16100-49776
	2000	86.01-89.01	GZ20	EFI	1GEU	<b>GWT-66A</b>	16100-79015
	2000	89.01-91.04	GZ20	HTC	1GFE	<b>GWT-111A</b>	16100-79117
	2000	86.01-88.01	GZ20	EFI	1GGEU	<b>GWT-70A</b>	16100-79025
	2000	88.01-91.04	GZ20	TWC	1GGEU	<b>GWT-70A</b>	16100-79025
	2000	86.01-88.01	GZ20	TBO	1GGTEU		16100-79065
	2000	88.01-91.04	GZ20	TWT	1GGTEU		16100-79065
	2000	81.07-85.12	MZ10		M	<b>GWT-55A</b>	16100-49695
	2500	91.05-99.08	JZZ30	TWT	1JZGTE		16100-49846
	2500	91.05-00.12	JZZ30	TWT	1JZGTE		16100-49855
	2500	91.05-99.08	JZZ30	TWT	1JZGTE	<b>GWT-120A</b>	16110-49097
	2500	91.05-00.12	JZZ30	TWT	1JZGTE		16110-49135
	2800	81.02-85.01	MZ11		5M	<b>GWT-52A</b>	16100-49655
	3000	94.01-00.12	JZZ31	EFI	2JZGE	<b>GWT-120AH</b>	16100-49837
	3000	99.08-00.12	JZZ31	EFI	2JZGE	<b>GWT-120A</b>	16110-49097
	3000	85.01-85.12	MZ12		6M	<b>GWT-52A</b>	16100-49655
	3000	86.01-91.04	MZ20	TBO	7MGTEU	<b>GWT-82A</b>	16100-49776
	3000	86.01-91.04	MZ21	TBO	7MGTEU	<b>GWT-82A</b>	16100-49776
4000	91.05-94.01	UZZ30	EFI	1UZFE		16100-50023	
4000	91.05-97.09	UZZ31	EFI	1UZFE		16100-50023	
4000	91.05-96.08	UZZ32	EFI	1UZFE		16100-50023	
4300	01.04-04.05	UZZ40	EFI	3UZFE		16100-59275	
<b>SPACIO</b>	1500	01.05-04.02	NZE121N	EFI	1NZFE	<b>GWT-101A</b>	16100-29155
	1600	98.04-01.05	AE111N	EFI	4AFE		16100-09120
	1600	97.01-01.05	AE111N	EFI	4AFE	<b>GWT-83AH</b>	16100-19295
	1600	97.01-01.05	AE111N	EFI	4AFE	<b>GWT-83A</b>	16110-19146
	1800	01.05-04.02	ZZE122N	EFI	1ZZFE	<b>GWT-133A</b>	16100-29415
	1800	01.08-04.02	ZZE124N	EFI	1ZZFE	<b>GWT-133A</b>	16100-29415
	1800	97.01-01.05	AE115N	EFI	7AFE	<b>GWT-86AH</b>	16100-19305
	1800	97.01-01.05	AE115N	EFI	7AFE		16110-19176
1800	97.01-01.05	AE115N	EFI	7AFE	<b>GWT-86A</b>	16110-19185	
<b>SPARKY</b>	1300	00.09-03.03	S221E	EFI	K3VE		16100-97412
	1300	00.09-03.03	S231E	EFI	K3VE		16100-97412
<b>SPRINTER CARIB</b>	1500	84.08-88.01	AL25G	GAS	3ASU	<b>GWT-43A*</b>	16100-19028
	1500	84.08-88.01	AL25G	GAS	3ASU	<b>GWT-43A</b>	16110-19036
	1500	82.08-88.01	AL25G	GAS	3AU	<b>GWT-43A*</b>	16100-19028

# TOYOTA

CAR NAME	C.C.	YEAR	MODEL	REMARK	ENGINE	GMB NO.	OEM NO.
<b>SPRINTER CARIB</b>	1500	82.08-88.01	AL25G	GAS	3AU	<b>GWT-43A</b>	16110-19036
	1600	97.04-02.07	AE111G	EFI	4AFE		16100-09120
	1600	96.05-02.07	AE111G	EFI	4AFE	<b>GWT-83AH</b>	16100-19295
	1600	96.05-02.07	AE111G	EFI	4AFE	<b>GWT-83A</b>	16110-19146
	1600	98.04-02.07	AE114G	EFI	4AFE		16100-09120
	1600	95.08-02.07	AE114G	EFI	4AFE	<b>GWT-83AH</b>	16100-19295
	1600	95.08-02.07	AE114G	EFI	4AFE	<b>GWT-83A</b>	16110-19146
	1600	88.02-90.09	AE95G	EFI	4AFE	<b>GWT-78A*</b>	16100-19205
	1600	88.02-90.09	AE95G	EFI	4AFE	<b>GWT-78A</b>	16110-19076
	1600	90.09-95.08	AE95G	EFS	4AFHE	<b>GWT-78A*</b>	16100-19205
	1600	90.09-95.08	AE95G	EFS	4AFHE	<b>GWT-78A</b>	16110-19076
	1600	96.05-02.07	AE111G	EFI	4AGE	<b>GWT-121A*</b>	16100-19285
	1600	96.05-02.07	AE111G	EFI	4AGE	<b>GWT-121A</b>	16110-19195
	1800	95.08-02.07	AE115G	EFI	7AFE	<b>GWT-86AH</b>	16100-19305
	1800	95.08-02.07	AE115G	EFI	7AFE		16110-19176
1800	95.08-02.07	AE115G	EFI	7AFE	<b>GWT-86A</b>	16110-19185	
<b>STARLET</b>	1000	73.04-74.04	KP40		2K	<b>GWT-03A</b>	16100-28026
	1000	74.04-75.11	KP40		2K	<b>GWT-09A</b>	16100-29028
	1000	73.04-74.04	KP45		2K	<b>GWT-03A</b>	16100-28026
	1000	74.04-75.11	KP45		2K	<b>GWT-09A</b>	16100-29028
	1200	73.04-74.04	KP42		3K	<b>GWT-03A</b>	16100-29026
	1200	74.04-75.11	KP42		3K	<b>GWT-09A</b>	16100-29028
	1200	73.04-74.04	KP47		3K	<b>GWT-03A</b>	16100-29026
	1200	74.04-75.11	KP47		3K	<b>GWT-09A</b>	16100-29028
	1200	76.01-78.01	KP51		3K	<b>GWT-09A</b>	16100-29028
	1200	78.10-82.01	KP62		3K	<b>GWT-30A</b>	16100-19016
	1300	84.10-89.12	EP71	EFI	2EELU		16100-19125
	1300	84.10-89.12	EP71	EFI	2EELU	<b>GWT-117AH</b>	16100-19226
	1300	84.10-89.12	EP71	EFI	2EELU	<b>GWT-93A</b>	16110-19106
	1300	84.10-89.12	EP76V	GAS	2ELJ	<b>GWT-68A*</b>	16100-19135
	1300	84.10-89.12	EP76V	GAS	2ELJ	<b>GWT-93A*</b>	16100-19195
	1300	84.10-89.12	EP76V	GAS	2ELJ	<b>GWT-93A</b>	16110-19106
	1300	84.10-89.12	EP71	GAS	2ELU	<b>GWT-68A*</b>	16100-19135
	1300	84.10-89.12	EP71	GAS	2ELU	<b>GWT-93A*</b>	16100-19195
	1300	84.10-89.12	EP71	GAS	2ELU	<b>GWT-93A</b>	16110-19106
	1300	86.01-89.12	EP71	TBO	2ETELU		16100-19125
	1300	86.01-89.12	EP71	TBO	2ETELU	<b>GWT-117AH</b>	16100-19226
	1300	86.01-89.12	EP71	TBO	2ETELU	<b>GWT-93A</b>	16110-19106
	1300	89.12-92.01	EP82	GAS	4EF	<b>GWT-117AH</b>	16100-19226
	1300	89.12-92.01	EP82	GAS	4EF	<b>GWT-93A</b>	16110-19106
	1300	90.08-92.01	EP85	GAS	4EF	<b>GWT-117AH</b>	16100-19226
	1300	90.08-92.01	EP85	GAS	4EF	<b>GWT-93A</b>	16110-19106
	1300	89.12-96.01	EP82	EFI	4EFE	<b>GWT-117AH</b>	16100-19226
	1300	89.12-96.01	EP82	EFI	4EFE	<b>GWT-93A</b>	16110-19106
	1300	92.01-96.01	EP85	EFI	4EFE	<b>GWT-117AH</b>	16100-19226
	1300	92.01-96.01	EP85	EFI	4EFE	<b>GWT-93A</b>	16110-19106
	1300	96.01-99.07	EP91	EFI	4EFE	<b>GWT-117AH</b>	16100-19226
	1300	96.01-99.07	EP91	EFI	4EFE	<b>GWT-93A</b>	16110-19106
	1300	96.01-99.07	EP91	EFI	4EFE	<b>GWT-117A</b>	16110-19107
	1300	96.01-99.07	EP95	EFI	4EFE	<b>GWT-117AH</b>	16100-19226
	1300	96.01-99.07	EP95	EFI	4EFE	<b>GWT-93A</b>	16110-19106
	1300	96.01-99.07	EP95	EFI	4EFE	<b>GWT-117A</b>	16110-19107
	1300	89.12-96.01	EP82	TBO	4EFTE	<b>GWT-117AH</b>	16100-19226
	1300	89.12-96.01	EP82	TBO	4EFTE	<b>GWT-93A</b>	16110-19106
	1300	96.01-99.07	EP91	TBO	4EFTE	<b>GWT-117AH</b>	16100-19226
	1300	96.01-99.07	EP91	TBO	4EFTE	<b>GWT-93A</b>	16110-19106
	1300	96.01-99.07	EP91	TBO	4EFTE	<b>GWT-117A</b>	16110-19107
	1300	82.08-84.09	KP61		4K	<b>GWT-50A</b>	16010-19056
1300	78.02-83.07	KP61		4K	<b>GWT-30A</b>	16100-19016	
1500	86.12-89.12	NP70	DIE	1N	<b>GWT-113A</b>	16100-59235	
1500	86.12-89.12	NP76V	DIE	1N	<b>GWT-113A</b>	16100-59235	
1500	89.12-95.09	NP80	DIE	1N	<b>GWT-113A</b>	16100-59235	

# TOYOTA

CAR NAME	C.C.	YEAR	MODEL	REMARK	ENGINE	GMB NO.	OEM NO.
<b>STARLET</b>	1500	96.01-99.07	NP90	DIE	1N	<b>GWT-113A</b>	16100-59235
<b>STOUT</b>	2000	67.09-70.10	RK101		5R	<b>GWT-36A</b>	16100-49105
	2000	70.10-79.02	RK101		5R	<b>GWT-14A</b>	16100-49155
	2000	79.03-82.01	RK110		5R		16100-49576
	2000	82.01-86.03	RK111		5R		16100-49576
<b>SUCCEED</b>	1400	02.06-05.03	NLP51V	DIE	1NDTV	<b>GWT-101A</b>	16100-29155
	1400	02.06-05.03	NLP51V	DIE	1NDTV	<b>GWT-135A</b>	16100-29195
	1500	02.06-04.02	NCP51V	EFI	1NZFE	<b>GWT-101A</b>	16100-29155
	1500	02.06-04.02	NCP55V	EFI	1NZFE	<b>GWT-101A</b>	16100-29155
	1500	02.06-04.02	NCP58G	EFI	1NZFE	<b>GWT-101A</b>	16100-29155
	1500	02.06-04.02	NCP59G	EFI	1NZFE	<b>GWT-101A</b>	16100-29155
<b>SUPRA</b>	2000	86.02-88.08	GA70	EFI	1GEU	<b>GWT-66A</b>	16100-79015
	2000	88.08-90.08	GA70	EFI	1GFE	<b>GWT-111A</b>	16100-79117
	2000	86.02-93.05	GA70	EFI	1GGEU	<b>GWT-70A</b>	16100-79025
	2000	89.08-93.05	GA70H	TBO	1GGTEU		16100-79065
	2000	86.02-93.05	GA70	TBO	1GGTEU		16100-79065
	2500	90.08-93.05	JZA70	TBO	1JZGTE		16090-49017
	2500	90.08-93.05	JZA70	TBO	1JZGTE		16110-46011
	3000	93.05-02.08	JZA80	TWC	2JZGE	<b>GWT-120AH</b>	16100-49837
	3000	99.08-02.08	JZA80	TWC	2JZGE	<b>GWT-120A</b>	16110-49097
	3000	93.05-02.08	JZA80	TWT	2JZGTE		16100-49846
	3000	93.05-02.08	JZA80	TWT	2JZGTE	<b>GWT-120A</b>	16110-49097
3000	86.02-90.08	MA70	TBO	7MGTEU	<b>GWT-82A</b>	16100-49776	
<b>TARCEL/CORSA</b>	1300	79.06-80.08	AL11		2A	<b>GWT-38A</b>	16100-19025
	1300	80.08-82.04	AL11		2A	<b>GWT-43A</b>	16110-19035
	1300	82.05-86.05	AL20		2A	<b>GWT-43A</b>	16110-19035
	1300	82.05-89.10	AL20	GAS	2AU	<b>GWT-43A*</b>	16100-19028
	1300	82.05-89.10	AL20	GAS	2AU	<b>GWT-43A</b>	16110-19036
	1300	86.05-90.09	EL30	GAS	2E	<b>GWT-93A*</b>	16100-19195
	1300	86.05-90.09	EL30	GAS	2E	<b>GWT-93A</b>	16110-19106
	1300	90.09-94.09	EL41	EFI	4EFE	<b>GWT-117AH</b>	16100-19226
	1300	90.09-94.09	EL41	EFI	4EFE	<b>GWT-93A</b>	16110-19106
	1300	94.09-99.07	EL51	EFI	4EFE	<b>GWT-117AH</b>	16100-19226
	1300	94.09-99.07	EL51	EFI	4EFE	<b>GWT-93A</b>	16110-19106
	1300	94.09-99.07	EL51	EFI	4EFE	<b>GWT-117A</b>	16110-19107
	1500	78.08-79.06	AL10		1A	<b>GWT-38A</b>	(16100-19025)
	1500	86.05-90.09	NL30	DTB	1NT	<b>GWT-113A</b>	16100-59235
	1500	90.09-94.09	NL40	DTB	1NT	<b>GWT-113A</b>	16100-59235
	1500	94.09-99.07	NL50	DTB	1NT	<b>GWT-113A</b>	16100-59235
	1500	79.06-78.08	AL12		3A	<b>GWT-38A</b>	(16100-19025)
	1500	80.08-82.04	AL12		3A	<b>GWT-43A</b>	16110-19035
	1500	82.05-84.08	AL21	GAS	3AHU	<b>GWT-43A*</b>	16100-19028
	1500	82.05-84.08	AL21	GAS	3AHU	<b>GWT-43A</b>	16110-19036
	1500	84.08-86.05	AL21	GAS	3ASU	<b>GWT-43A*</b>	16100-19028
	1500	84.08-86.05	AL21	GAS	3ASU	<b>GWT-43A</b>	16110-19036
	1500	86.05-89.10	AL25	GAS	3ASU	<b>GWT-43A*</b>	16100-19028
	1500	86.05-89.10	AL25	GAS	3ASU	<b>GWT-43A</b>	16110-19036
	1500	82.05-89.10	AL21	GAS	3AU	<b>GWT-43A*</b>	16100-19028
	1500	82.05-89.10	AL21	GAS	3AU	<b>GWT-43A</b>	16110-19036
	1500	84.08-89.10	AL25	GAS	3AU	<b>GWT-43A*</b>	16100-19028
	1500	84.08-89.10	AL25	GAS	3AU	<b>GWT-43A</b>	16110-19036
	1500	86.05-90.09	EL31	GAS	3E	<b>GWT-93A*</b>	16100-19195
	1500	86.05-90.09	EL31	GAS	3E	<b>GWT-93A</b>	16110-19106
	1500	88.05-90.09	EL31	EFI	3EE	<b>GWT-117AH</b>	16100-19226
	1500	86.09-90.09	EL31	TBO	3ETE	<b>GWT-117AH</b>	16100-19226
	1500	86.09-88.05	EL31	TBO	3ETE	<b>GWT-93A</b>	16110-19106
1500	90.09-94.09	EL43	EFI	5EFE	<b>GWT-117AH</b>	16100-19226	
1500	90.09-94.09	EL43	EFI	5EFE	<b>GWT-93A</b>	16110-19106	
1500	90.09-94.09	EL45	EFI	5EFE	<b>GWT-117AH</b>	16100-19226	



# TOYOTA

CAR NAME	C.C.	YEAR	MODEL	REMARK	ENGINE	GMB NO.	OEM NO.	
<b>TARCEL CORSA</b>	1500	90.09-94.09	EL45		EFI	5EFE	<b>GWT-93A</b>	16110-19106
	1500	94.09-99.07	EL53		EFI	5EFE	<b>GWT-117AH</b>	16100-19226
	1500	94.09-99.07	EL53		EFI	5EFE	<b>GWT-93A</b>	16110-19106
	1500	94.09-99.07	EL53		EFI	5EFE	<b>GWT-117A</b>	16110-19107
	1500	94.09-99.07	EL55		EFI	5EFE	<b>GWT-117AH</b>	16100-19226
	1500	94.09-99.07	EL55		EFI	5EFE	<b>GWT-93A</b>	16110-19106
	1500	94.09-99.07	EL55		EFI	5EFE	<b>GWT-117A</b>	16110-19107
	1500	90.09-94.09	EL43		EFS	5EFHE	<b>GWT-117AH</b>	16100-19226
	1500	90.09-94.09	EL43		EFS	5EFHE	<b>GWT-93A</b>	16110-19106
<b>TOWN ACE MASTER ACE</b>	1200	76.12-78.02	KR10			3K	<b>GWT-09A</b>	16100-29028
	1300	86.10-90.08	KM50	GAS		4K	<b>GWT-60A</b>	16100-19156
	1300	78.02-79.10	KR11			4K	<b>GWT-09A</b>	16100-29028
	1300	79.10-82.10	KR12			4K	<b>GWT-60A</b>	16100-19155
	1300	82.11-92.01	KR26			4K	<b>GWT-60A</b>	16100-19155
	1300	82.11-90.08	KR26V	GAS		4KJ	<b>GWT-60A</b>	16100-19156
	1500	86.10-99.06	KM51	GAS		5K	<b>GWT-60A</b>	16100-19156
	1500	89.12-94.12	KR27			5K	<b>GWT-60A</b>	16100-19155
	1500	90.08-96.10	KR27V	GAS		5KJ	<b>GWT-60A</b>	16100-19156
	1600	78.08-79.11	RR10			12R	<b>GWT-12A</b>	16100-39116
	1600	79.11-82.10	RR11			12R		16100-39285
	1600	78.08-79.11	RR20			12R	<b>GWT-12A</b>	16100-39116
	1600	79.11-82.10	RR21			12R		16100-39285
	1600	76.10-78.08	TR11			12T	<b>GWT-01A</b>	16100-25012
	1600	82.11-88.08	YR26V	GAS		1YJ	<b>GWT-114A</b>	16100-79037
	1600	76.10-79.10	TR10			2T	<b>GWT-01A</b>	16100-25012
	1600	79.10-82.10	TR11			2T	<b>GWT-31AF</b>	16100-28010
	1600	79.10-82.10	TR11			2T	<b>GWT-31A</b>	16110-28010
	1800	78.08-82.10	TM20			13T	<b>GWT-31AF</b>	16100-28020
	1800	78.08-82.10	TM20			13T	<b>GWT-31A</b>	16110-28010
	1800	78.08-82.10	TR15			13T	<b>GWT-31AF</b>	16100-28020
	1800	86.10-89.10	CM50	DIE		1C	<b>GWT-94A</b>	16100-64H04
	1800	82.11-88.08	CR26V	DIE		1C	<b>GWT-94A</b>	16100-64H04
	1800	86.10-99.06	YM55	GAS		2Y	<b>GWT-114A</b>	16100-79037
	1800	86.10-99.06	YM60	GAS		2Y	<b>GWT-114A</b>	16100-79037
	1800	90.08-99.06	YM65	GAS		2Y	<b>GWT-114A</b>	16100-79037
	1800	88.08-96.10	YR25V	GAS		2YJ	<b>GWT-114A</b>	16100-79037
	1800	82.11-92.01	YR20G	GAS		2YU	<b>GWT-114A</b>	16100-79037
	1800	85.08-92.01	YR28G	GAS		2YU	<b>GWT-114A</b>	16100-79037
	1800	99.06-05.03	KM70	EFI		7KE	<b>GWT-133A</b>	16100-19276
	1800	99.06-05.03	KM75	EFI		7KE	<b>GWT-133A</b>	16100-19276
	1800	99.06-05.03	KM80	EFI		7KE	<b>GWT-133A</b>	16100-19276
	1800	99.06-05.03	KM85	EFI		7KE	<b>GWT-133A</b>	16100-19276
	2000	86.10-99.06	CM51	DIE		2C	<b>GWT-94A</b>	16100-64H06
	2000	91.10-99.06	CM52	DIE		2C	<b>GWT-94A</b>	16100-64H06
	2000	86.10-99.06	CM55	DIE		2C	<b>GWT-94A</b>	16100-64H06
	2000	86.10-99.06	CM60	DIE		2C	<b>GWT-94A</b>	16100-64H06
	2000	91.10-99.06	CM61	DIE		2C	<b>GWT-94A</b>	16100-64H06
	2000	86.10-99.06	CM65	DIE		2C	<b>GWT-94A</b>	16100-64H06
	2000	83.04-87.08	CR21G	DIE		2C	<b>GWT-94A</b>	16100-64H04
	2000	84.09-96.10	CR27V	DIE		2C	<b>GWT-94A</b>	16100-64H06
	2000	85.08-87.08	CR28G	DIE		2C	<b>GWT-94A</b>	16100-64H04
	2000	85.10-96.10	CR36V	DIE		2C	<b>GWT-94A</b>	16100-64H06
2000	85.08-93.09	CR21G	DTB		2CT	<b>GWT-94A</b>	16100-64H06	
2000	87.08-93.09	CR28G	DTB		2CT	<b>GWT-94A</b>	16100-64H06	
2000	85.10-93.09	CR30G	DTB		2CT	<b>GWT-94A</b>	16100-64H06	
2000	87.08-93.09	CR37G	DTB		2CT	<b>GWT-94A</b>	16100-64H06	
2000	83.05-96.10	YR21G	EFI		3YEU	<b>GWT-114A</b>	16100-79037	
2000	85.10-96.10	YR30G	EFI		3YEU	<b>GWT-114A</b>	16100-79037	
2000	86.08-92.01	YR36G	EFI		3YEU	<b>GWT-114A</b>	16100-79037	
2200	99.06-04.08	CM70	DIE		3CE	<b>GWT-94A</b>	16100-69435	
2200	99.06-04.08	CM75	DIE		3CE	<b>GWT-94A</b>	16100-69435	
2200	99.06-04.08	CM80	DIE		3CE	<b>GWT-94A</b>	16100-69435	

# TOYOTA

CAR NAME	C.C.	YEAR	MODEL	REMARK	ENGINE	GMB NO.	OEM NO.
TOWN ACE MASTER ACE	2200	99.06-04.08	CM85	DIE	3CE	GWT-94A	16100-69435
	2200	93.09-96.10	CR22G	DTB	3CT		16100-69377
	2200	93.09-96.10	CR29G	DTB	3CT		16100-69377
	2200	93.09-96.10	CR31G	DTB	3CT		16100-69377
	2200	93.09-96.10	CR38G	DTB	3CT		16100-69377
TOWNACE NOAH	1500	96.11-98.12	KR41V	GAS	5K	GWT-60A	16100-19156
	1800	96.11-98.12	KR42V	GAS	7K	GWT-133A	16100-19276
	1800	98.12-05.03	KR42V	EFI	7KE	GWT-133A	16100-19276
	1800	04.12-05.03	KR52V	EFI	7KE	GWT-133A	16100-19276
	2000	96.11-98.12	CR41V	DIE	2C	GWT-94A	16100-64H06
	2000	96.11-98.12	CR51V	DIE	2C	GWT-94A	16100-64H06
	2000	96.10-01.11	SR40G	EFI	3SFE	GWT-77A*	16100-79185
	2000	96.10-01.11	SR40G	EFI	3SFE	GWT-77A	16110-79026
	2000	96.10-01.11	SR50G	EFI	3SFE	GWT-77A*	16100-79185
	2000	96.10-01.11	SR50G	EFI	3SFE	GWT-77A	16110-79026
	2200	98.12-04.07	CR42V	DIE	3CE	GWT-94A	16100-69435
	2200	98.12-04.07	CR52V	DIE	3CE	GWT-94A	16100-69435
	2200	96.10-98.12	CR40G	DTB	3CT	GWT-94A	16100-64H06
	2200	96.10-98.12	CR50G	DTB	3CT	GWT-94A	16100-64H06
	2200	98.12-01.11	CR40G	DTB	3CTE	GWT-94A	16100-69435
2200	98.12-01.11	CR50G	DTB	3CTE	GWT-94A	16100-69435	
TOYO ACE	1350	71.09-79.02	RY10		3P		16100-29035
	1350	71.09-79.02	RY10		3P		16120-23010
	1500	67.05-70.09	PK41		2R	GWT-25A	16100-39035
	1500	70.09-71.01	PK41		2R	GWT-05A	16100-39115
	1600	71.02-71.08	PK42		12R	GWT-25A	16100-39035
	1600	71.09-75.11	RY10		12R	GWT-05A	16100-39115
	1600	75.11-79.02	RY10		12R	GWT-12A	16100-39116
	1600	71.09-75.11	RY12		12R	GWT-05A	16100-39115
	1600	75.11-79.02	RY12		12R	GWT-12A	16100-39116
	1600	71.09-75.11	RY14		12R	GWT-05A	16100-39115
	1600	75.11-79.02	RY14		12R	GWT-12A	16100-39116
	1600	79.03-82.01	RY20		12R	GWT-12A	16100-39116
	1600	82.01-85.07	RY21		12R	GWT-12A	16100-39116
	1600	85.08-87.08	YY50	GAS	1Y	GWT-114A	16100-79037
	1800	87.08-93.09	YY51	GAS	2Y	GWT-114A	16100-79037
	2000	01.07-	RZY220	EFI	1RZE	GWT-138A	16100-79455
	2000	01.07-	RZY230	EFI	1RZE	GWT-138A	16100-79455
	2000	03.05-	TRY220	EFI	1TRFE	GWT-131A	16100-79445
	2000	03.05-	TRY230	EFI	1TRFE	GWT-131A	16100-79445
	2000	84.09-95.05	YU60	GAS	3Y	GWT-114A	16100-79037
	2000	86.01-93.09	YU61D	GAS	3Y	GWT-114A	16100-79037
	2000	84.09-93.09	YU70V	GAS	3Y	GWT-114A	16100-79037
	2000	96.10-01.07	YY101	GAS	3Y	GWT-114A	16100-79037
	2000	96.10-01.07	YY121	GAS	3Y	GWT-114A	16100-79037
	2000	96.10-01.07	YY131	GAS	3Y	GWT-114A	16100-79037
	2000	95.05-01.07	YY201	GAS	3Y	GWT-114A	16100-79037
	2000	95.05-01.07	YY211	GAS	3Y	GWT-114A	16100-79037
	2000	85.08-95.05	YY52	GAS	3Y	GWT-114A	16100-79037
	2000	85.08-95.05	YY61	GAS	3Y	GWT-114A	16100-79037
	2000	98.05-99.05	LY161	LPG	3YP	GWT-114A	16100-79037
	2000	99.05-01.07	LY162	LPG	3YP	GWT-114A	16100-79037
	2000	84.09-95.05	YU60	LPG	3YP	GWT-114A	16100-79037
	2000	84.09-87.08	YU80	LPG	3YP	GWT-114A	16100-79037
	2000	95.05-01.07	YY211	LPG	3YP	GWT-114A	16100-79037
	2000	85.08-95.05	YY61	LPG	3YP	GWT-114A	16100-79037
2400	85.08-88.08	LY50	DIE	2L	GWT-61A	16100-59139	
2400	88.08-95.05	LY50	DIE	2L	GWT-115A	16100-59256	
2400	85.08-88.08	LY60	DIE	2L	GWT-61A	16100-59139	
2500	04.08-	KDY220	DIE	2KDFTV	GWT-116AH	16100-69356	
2500	04.08-	KDY220	DIE	2KDFTV	GWT-116A	16110-69045	

# TOYOTA

CAR NAME	C.C.	YEAR	MODEL	REMARK	ENGINE	GMB NO.	OEM NO.
<b>TOYO ACE</b>	2500	04.08-	KDY230	DIE	2KDFTV	<b>GWT-116AH</b>	16100-69356
	2500	04.08-	KDY230	DIE	2KDFTV	<b>GWT-116A</b>	16110-69045
	2500	04.08-	KDY240V	DIE	2KDFTV	<b>GWT-116AH</b>	16100-69356
	2500	04.08-	KDY240V	DIE	2KDFTV	<b>GWT-116A</b>	16110-69045
	2500	04.08-	KDY270	DIE	2KDFTV	<b>GWT-116AH</b>	16100-69356
	2500	04.08-	KDY270	DIE	2KDFTV	<b>GWT-116A</b>	16110-69045
	2500	04.08-	KDY280	DIE	2KDFTV	<b>GWT-116AH</b>	16100-69356
	2500	04.08-	KDY280	DIE	2KDFTV	<b>GWT-116A</b>	16110-69045
	2500	04.08-	KDY290V	DIE	2KDFTV	<b>GWT-116AH</b>	16100-69356
	2500	04.08-	KDY290V	DIE	2KDFTV	<b>GWT-116A</b>	16110-69045
	2700	93.11-95.05	BU68DH	LPG	27LPG	<b>GWT-131A</b>	16100-79445
	2700	95.05-00.07	RZU100A	EFI	3RZFE	<b>GWT-131A</b>	16100-79445
	2700	95.05-00.07	RZU100	EFI	3RZFE	<b>GWT-131A</b>	16100-79445
	2700	97.08-00.07	RZU140	EFI	3RZFE	<b>GWT-131A</b>	16100-79445
	2700	00.05-	RZU300	EFI	3RZFE	<b>GWT-131A</b>	16100-79445
	2700	00.05-	RZU340	EFI	3RZFE	<b>GWT-131A</b>	16100-79445
	2700	95.05-00.07	RZU100A	LPG	3RZFP	<b>GWT-131A</b>	16100-79445
	2700	95.05-00.07	RZU100H	LPG	3RZFP	<b>GWT-131A</b>	16100-79445
	2700	03.06-05.03	RZU301	LPG	3RZFP	<b>GWT-131A</b>	16100-79445
	2700	01.07-05.03	LY230	LPG	3RZFPE	<b>GWT-131A</b>	16100-79445
	2700	01.07-05.03	LY280	LPG	3RZFPE	<b>GWT-131A</b>	16100-79445
	2700	00.05-	RZU300	LPG	3RZFPE	<b>GWT-131A</b>	16100-79445
	2700	03.06-	RZU301	LPG	3RZFPE	<b>GWT-131A</b>	16100-79445
	2700	03.05-	RZY231H	LPG	3RZFPE	<b>GWT-131A</b>	16100-79445
	2700	03.05-	RZY281H	LPG	3RZFPE	<b>GWT-131A</b>	16100-79445
	2800	96.10-99.05	LY101	DIE	3L	<b>GWT-115A</b>	16100-59256
	2800	96.10-99.05	LY111	DIE	3L	<b>GWT-115A</b>	16100-59256
	2800	96.10-99.05	LY121	DIE	3L	<b>GWT-115A</b>	16100-59256
	2800	96.10-99.05	LY131	DIE	3L	<b>GWT-115A</b>	16100-59256
	2800	96.10-99.05	LY151	DIE	3L	<b>GWT-115A</b>	16100-59256
	2800	96.10-99.05	LY161	DIE	3L	<b>GWT-115A</b>	16100-59256
	2800	95.05-99.05	LY201	DIE	3L	<b>GWT-115A</b>	16100-59256
	2800	95.05-99.05	LY211	DIE	3L	<b>GWT-115A</b>	16100-59256
	2800	88.08-95.05	LY51	DIE	3L	<b>GWT-115A</b>	16100-59256
	2800	88.08-95.05	LY61	DIE	3L	<b>GWT-115A</b>	16100-59256
	3000	85.01-88.08	BU61	DIE	11B		16100-59145
	3000	88.08-95.05	BU61	DIE	11B	<b>GWT-110A</b>	16100-59165
	3000	85.01-88.08	BU81	DIE	11B		16100-59145
	3000	88.08-95.05	BU84	DIE	11B	<b>GWT-110A</b>	16100-59165
	3000	99.05-01.07	LY102	DIE	5L	<b>GWT-115A</b>	16100-59256
	3000	99.05-01.07	LY102	DIE	5L	<b>GWT-79A</b>	16100-59257
	3000	99.05-01.07	LY112	DIE	5L	<b>GWT-115A</b>	16100-59256
	3000	99.05-01.07	LY112	DIE	5L	<b>GWT-79A</b>	16100-59257
	3000	99.05-01.07	LY122	DIE	5L	<b>GWT-115A</b>	16100-59256
	3000	99.05-01.07	LY122	DIE	5L	<b>GWT-79A</b>	16100-59257
	3000	99.05-01.07	LY132	DIE	5L	<b>GWT-115A</b>	16100-59256
	3000	99.05-01.07	LY132	DIE	5L	<b>GWT-79A</b>	16100-59257
	3000	99.05-01.07	LY152	DIE	5L	<b>GWT-115A</b>	16100-59256
	3000	99.05-01.07	LY152	DIE	5L	<b>GWT-79A</b>	16100-59257
	3000	99.05-01.07	LY162	DIE	5L	<b>GWT-115A</b>	16100-59256
3000	99.05-01.07	LY162	DIE	5L	<b>GWT-79A</b>	16100-59257	
3000	99.05-01.07	LY202	DIE	5L	<b>GWT-115A</b>	16100-59256	
3000	99.05-01.07	LY202	DIE	5L	<b>GWT-79A</b>	16100-59257	
3000	99.05-01.07	LY212	DIE	5L	<b>GWT-115A</b>	16100-59256	
3000	99.05-01.07	LY212	DIE	5L	<b>GWT-79A</b>	16100-59257	
3000	01.07-05.03	LY220	DIE	5L	<b>GWT-79A</b>	16100-59257	
3000	01.07-05.03	LY230	DIE	5L	<b>GWT-79A</b>	16100-59257	
3000	01.07-05.03	LY240V	DIE	5L	<b>GWT-79A</b>	16100-59257	
3000	01.07-05.03	LY270	DIE	5L	<b>GWT-79A</b>	16100-59257	
3000	01.07-05.03	LY280	DIE	5L	<b>GWT-79A</b>	16100-59257	
3000	01.07-05.03	LY290V	DIE	5L	<b>GWT-79A</b>	16100-59257	
3000	84.09-88.08	BU60	DIE	B	<b>GWT-109A</b>	16100-59076	
3000	88.08-95.05	BU60	DIE	B		16100-59265	

# TOYOTA

CAR NAME	C.C.	YEAR	MODEL	REMARK	ENGINE	GMB NO.	OEM NO.
TOYO ACE	3000	86.01-95.05	BU60VH	DIE	B		16100-59145
	3000	86.01-95.05	BU60VH	DIE	B	GWT-110A	16100-59165
	3000	84.09-88.08	BU70V	DIE	B	GWT-109A	16100-59076
	3000	88.08-95.05	BU70V	DIE	B		16100-59265
	3000	84.09-88.08	BU70VH	DIE	B	GWT-109A	16100-59076
	3000	88.08-95.05	BU70VH	DIE	B		16100-59265
	3000	84.09-88.08	BU80	DIE	B	GWT-109A	16100-59076
	3000	88.08-95.05	BU83	DIE	B		16100-59265
	3400	84.09-88.08	BU62D	DIE	13B		16100-59145
	3400	84.09-88.08	BU62	DIE	13B		16100-59145
	3400	84.09-88.08	BU62H	DIE	13B		16100-59145
	3400	84.09-88.08	BU64D	DIE	13B		16100-59145
	3400	84.09-88.08	BU64	DIE	13B		16100-59145
	3400	85.10-87.08	BU77	DIE	13B		16100-59145
	3400	84.09-88.08	BU82	DIE	13B		16100-59145
	3400	84.09-88.08	BU85	DIE	13B		16100-59145
	3400	84.09-88.08	BU85V	DIE	13B		16100-59145
	3400	86.03-88.08	BU93	DIE	13B		16100-59145
	3400	85.08-88.08	BU98	DIE	13B		16100-59145
	3400	84.09-89.10	BU85	DTB	13BT		16100-59145
	3400	84.09-95.05	BU90	DTB	13BT		16100-59145
	3400	84.09-89.10	BU95	DTB	13BT		16100-59145
	3400	95.05-99.05	BU100A	DIE	3B	GWT-110A	16100-59166
	3400	95.05-99.06	BU100	DIE	3B	GWT-110A	16100-59166
	3400	97.08-99.05	BU105	DIE	3B	GWT-110A	16100-59166
	3400	95.05-99.05	BU120V	DIE	3B	GWT-110A	16100-59166
	3400	95.05-99.05	BU140	DIE	3B	GWT-110A	16100-59166
	3400	97.08-99.05	BU145	DIE	3B	GWT-110A	16100-59166
	3400	89.10-95.05	BU68DH	DIE	3B		16100-59265
	3700	88.08-95.05	BU66D	DIE	14B	GWT-110A	16100-59165
	3700	90.08-95.05	BU66DH	DIE	14B	GWT-110A	16100-59165
	3700	88.08-95.05	BU66	DIE	14B	GWT-110A	16100-59165
	3700	88.08-95.05	BU66H	DIE	14B	GWT-110A	16100-59165
	3700	88.08-95.05	BU67D	DIE	14B	GWT-110A	16100-59165
	3700	88.08-95.05	BU67	DIE	14B	GWT-110A	16100-59165
	3700	89.10-95.05	BU72D	DIE	14B	GWT-110A	16100-59165
	3700	89.10-95.05	BU72DH	DIE	14B	GWT-110A	16100-59165
	3700	89.10-95.05	BU72	DIE	14B	GWT-110A	16100-59165
	3700	89.10-95.05	BU72H	DIE	14B	GWT-110A	16100-59165
	3700	90.05-95.05	BU73	DIE	14B	GWT-110A	16100-59165
	3700	89.10-95.05	BU74	DIE	14B	GWT-110A	16100-59165
	3700	89.10-95.05	BU78	DIE	14B	GWT-110A	16100-59165
	3700	88.08-95.05	BU87	DIE	14B	GWT-110A	16100-59165
	3700	88.08-95.05	BU87V	DIE	14B	GWT-110A	16100-59165
	3700	88.08-95.05	BU88	DIE	14B	GWT-110A	16100-59165
	3700	88.08-95.05	BU91	DIE	14B	GWT-110A	16100-59165
	3700	88.08-95.05	BU94	DIE	14B	GWT-110A	16100-59165
	3700	90.08-95.05	BU94	DTB	14B	GWT-110A	16100-59165
	3700	88.08-95.05	BU96	DIE	14B	GWT-110A	16100-59165
	3700	89.10-95.05	BU88	DTB	14BT	GWT-110A	16100-59165
	3700	89.10-95.05	BU91	DTB	14BT	GWT-110A	16100-59165
	3700	90.08-95.05	BU94	DTB	14BT	GWT-110A	16100-59165
	3700	89.10-95.05	BU96	DTB	14BT	GWT-110A	16100-59165
3700	99.07-02.06	BU301A	DIE	4B		16100-59285	
3700	99.07-04.06	BU301	DIE	4B		16100-59285	
3700	99.05-04.06	BU306	DIE	4B		16100-59285	
3700	99.05-04.06	BU306V	DIE	4B		16100-59285	
3700	99.05-04.06	BU346	DIE	4B		16100-59285	
4000	84.09-95.05	WU75D	DIE	1W	GWT-126A	16100-78011	
4000	89.10-95.05	WU85	DIE	1W	GWT-126A	16100-78011	
4000	84.09-95.05	WU90	DIE	1W	GWT-126A	16100-78011	
4000	91.09-95.05	WU93	DIE	1W	GWT-126A	16100-78011	
4000	84.09-95.05	WU95	DIE	1W	GWT-126A	16100-78011	

# TOYOTA

CAR NAME	C.C.	YEAR	MODEL	REMARK	ENGINE	GMB NO.	OEM NO.
<b>TOYO ACE</b>	4100	97.11-99.05	FB4JEAT	DIE	15B	GWT-110A	16100-59166
	4100	97.11-99.05	FB4JEAT	LPG	15B	GWT-110A	16100-59166
	4100	95.05-99.05	FB5BCAT	DIE	15B	GWT-110A	16100-59166
	4100	95.05-99.05	FB5BEAT	DIE	15B	GWT-110A	16100-59166
	4100	95.05-99.05	FB5BEAV	DIE	15B	GWT-110A	16100-59166
	4100	95.05-99.05	FB5BGAT	DIE	15B	GWT-110A	16100-59166
	4100	95.05-99.05	FB5BGAV	DIE	15B	GWT-110A	16100-59166
	4100	00.10-04.06	XZU301A	CNG	15BCNG	GWT-110A	16100-59166
	4100	00.10-04.06	XZU302	CNG	15BCNG	GWT-110A	16100-59166
	4100	01.08-04.06	XZU342	CNG	15BCNG	GWT-110A	16100-59166
	4100	00.11-03.06	XZU412	CNG	15BCNG	GWT-110A	16100-59166
	4100	95.05-99.05	BU102A	DIE	15BF	GWT-110A	16100-59166
	4100	95.05-99.05	BU102D	DIE	15BF	GWT-110A	16100-59166
	4100	95.05-99.06	BU102	DIE	15BF	GWT-110A	16100-59166
	4100	95.05-99.05	BU102H	DIE	15BF	GWT-110A	16100-59166
	4100	96.10-99.05	BU107	DIE	15BF	GWT-110A	16100-59166
	4100	96.10-99.05	BU112A	DIE	15BF	GWT-110A	16100-59166
	4100	95.05-99.05	BU112D	DIE	15BF	GWT-110A	16100-59166
	4100	95.05-99.05	BU112	DIE	15BF	GWT-110A	16100-59166
	4100	95.05-97.08	BU122V	DIE	15BF	GWT-110A	16100-59166
	4100	95.05-99.05	BU132	DIE	15BF	GWT-110A	16100-59166
	4100	96.10-99.05	BU137	DIE	15BF	GWT-110A	16100-59166
	4100	95.05-99.06	BU142	DIE	15BF	GWT-110A	16100-59166
	4100	96.10-99.05	BU147	DIE	15BF	GWT-110A	16100-59166
	4100	95.05-99.05	BU162A	DIE	15BF	GWT-110A	16100-59166
	4100	95.05-99.05	BU162D	DIE	15BF	GWT-110A	16100-59166
	4100	95.05-99.06	BU162	DIE	15BF	GWT-110A	16100-59166
	4100	95.05-99.05	BU172	DIE	15BF	GWT-110A	16100-59166
	4100	95.05-99.06	BU182	DIE	15BF	GWT-110A	16100-59166
	4100	95.05-99.05	BU202	DIE	15BF	GWT-110A	16100-59166
	4100	95.05-99.06	BU212	DIE	15BF	GWT-110A	16100-59166
	4100	97.08-99.06	BU212K	DIE	15BF	GWT-110A	16100-59166
	4100	95.05-99.05	BU222	DIE	15BF	GWT-110A	16100-59166
	4100	97.08-99.05	BU102A	LPG	15BFP	GWT-110A	16100-59166
	4100	97.08-99.05	BU102H	LPG	15BFP	GWT-110A	16100-59166
	4100	96.05-99.05	BU142	LPG	15BFP	GWT-110A	16100-59166
	4100	99.05-00.07	RZU100A	LPG	15BFP	GWT-110A	16100-59166
	4100	99.05-00.07	RZU100H	LPG	15BFP	GWT-110A	16100-59166
	4100	95.05-99.05	BU212	DTB	15BFT	GWT-110A	16100-59166
	4100	95.05-99.05	BU222	DTB	15BFT	GWT-110A	16100-59166
	4100	97.01-99.05	BU297	DTB	15BFT	GWT-112A	16100-59187
	4100	99.08-02.06	BU400	DTB	15BFTE		16100-59295
	4100	99.08-04.06	BU410	DTB	15BFTE		16100-59295
	4100	99.08-04.06	BU420	DTB	15BFTE		16100-59295
	4100	99.08-04.06	BU430	DTB	15BFTE		16100-59295
	4100	00.05-04.06	XZU301A	LPG	15BLPG	GWT-110A	16100-59166
	4100	00.05-04.06	XZU301H	LPG	15BLPG	GWT-110A	16100-59166
	4100	01.08-04.06	XZU302	LPG	15BLPG	GWT-110A	16100-59166
	4100	00.05-04.06	XZU341	LPG	15BLPG	GWT-110A	16100-59166
	4100	01.08-04.06	XZU342	LPG	15BLPG	GWT-110A	16100-59166
4100	02.06-03.06	XZU412	LPG	15BLPG	GWT-110A	16100-59166	
4100	03.06-	BZU300A	CNG	1BZFNE	GWT-110A	16100-59166	
4100	03.06-	BZU300	CNG	1BZFNE	GWT-110A	16100-59166	
4100	03.06-	BZU340	CNG	1BZFNE	GWT-110A	16100-59166	
4100	03.06-	BZU410	CNG	1BZFNE	GWT-110A	16100-59166	
4100	03.06-	BZU300A	LPG	1BZFPE	GWT-110A	16100-59166	
4100	03.06-	BZU300	LPG	1BZFPE	GWT-110A	16100-59166	
4100	03.06-	BZU340	LPG	1BZFPE	GWT-110A	16100-59166	
4100	03.06-	BZU410	LPG	1BZFPE	GWT-110A	16100-59166	
4100	03.10-	XKU304H	DIE	N04C		16100-78080	
4100	03.10-	XKU344	DIE	N04C		16100-78080	
4100	03.10-	XKU414	DIE	N04C		16100-78080	
4100	03.10-	XKU424	DIE	N04C		16100-78080	

# TOYOTA

CAR NAME	C.C.	YEAR	MODEL	REMARK	ENGINE	GMB NO.	OEM NO.
	4100	03.10-	XZU304A	DIE	N04C		16100-78080
	4100	03.10-	XZU304	DIE	N04C		16100-78080
	4100	03.10-	XZU304H	DIE	N04C		16100-78080
	4100	03.10-	XZU305A	DIE	N04C		16100-78080
	4100	04.06-	XZU308	DIE	N04C		16100-78080
	4100	04.06-	XZU308V	DIE	N04C		16100-78080
	4100	04.06-	XZU314D	DIE	N04C		16100-78080
	4100	04.06-	XZU334	DIE	N04C		16100-78080
	4100	04.06-	XZU338	DIE	N04C		16100-78080
	4100	03.10-	XZU344	DIE	N04C		16100-78080
	4100	04.06-	XZU348	DIE	N04C		16100-78080
	4100	04.06-	XZU354D	DIE	N04C		16100-78080
	4100	04.06-	XZU354H	DIE	N04C		16100-78080
	4100	04.06-	XZU368D	DIE	N04C		16100-78080
	4100	04.06-	XZU368	DIE	N04C		16100-78080
	4100	04.06-	XZU378	DIE	N04C		16100-78080
	4100	04.06-	XZU388	DIE	N04C		16100-78080
	4100	04.06-	XZU404A	DIE	N04C		16100-78080
	4100	04.06-	XZU404	DIE	N04C		16100-78080
	4100	03.10-	XZU414	DIE	N04C		16100-78080
	4100	03.10-	XZU415	DIE	N04C		16100-78080
	4100	04.06-	XZU424	DIE	N04C		16100-78080
	4600	99.05-04.06	XZU302A	DIE	S05C		16100-78030
	4600	99.05-04.06	XZU302A	DIE	S05C		16100-78050
	4600	99.05-04.06	XZU302D	DIE	S05C		16100-78030
	4600	99.05-04.06	XZU302D	DIE	S05C		16100-78050
	4600	99.07-04.06	XZU302	DIE	S05C		16100-78030
	4600	99.07-04.06	XZU302	DIE	S05C		16100-78050
	4600	99.05-04.06	XZU302H	DIE	S05C		16100-78030
	4600	99.05-04.06	XZU302H	DIE	S05C		16100-78050
	4600	99.05-04.06	XZU307	DIE	S05C		16100-78030
	4600	99.05-04.06	XZU307	DIE	S05C		16100-78050
	4600	99.08-04.06	XZU307V	DIE	S05C		16100-78030
	4600	99.08-04.06	XZU307V	DIE	S05C		16100-78050
	4600	99.05-04.06	XZU312D	DIE	S05C		16100-78030
	4600	99.05-04.06	XZU312D	DIE	S05C		16100-78050
	4600	99.05-04.06	XZU322D	DIE	S05C		16100-78030
	4600	99.05-04.06	XZU322D	DIE	S05C		16100-78050
	4600	99.05-04.06	XZU322	DIE	S05C		16100-78030
	4600	99.05-04.06	XZU322	DIE	S05C		16100-78050
	4600	99.05-04.06	XZU337	DIE	S05C		16100-78030
	4600	99.05-04.06	XZU337	DIE	S05C		16100-78050
	4600	00.05-04.06	XZU342	DIE	S05C		16100-78030
	4600	00.05-04.06	XZU342	DIE	S05C		16100-78050
	4600	99.05-04.06	XZU347	DIE	S05C		16100-78030
	4600	99.05-04.06	XZU347	DIE	S05C		16100-78050
	4600	99.05-04.06	XZU352D	DIE	S05C		16100-78030
	4600	99.05-04.06	XZU352D	DIE	S05C		16100-78050
	4600	99.07-04.06	XZU362A	DIE	S05C		16100-78041
	4600	99.07-04.06	XZU362D	DIE	S05C		16100-78041
	4600	99.07-04.06	XZU362	DIE	S05C		16100-78041
	4600	99.07-04.06	XZU372	DIE	S05C		16100-78041
	4600	99.07-04.06	XZU382	DIE	S05C		16100-78041
	4600	99.05-04.06	XZU402	DIE	S05C		16100-78030
	4600	99.05-04.06	XZU402	DIE	S05C		16100-78050
	4600	99.05-04.06	XZU412	DIE	S05C		16100-78030
	4600	99.05-04.06	XZU412	DIE	S05C		16100-78050
	4800	04.06-	XZU413	DIE	J05D		16100-78090
	4800	04.06-	XZU423	DIE	J05D		16100-78090
	4800	04.06-	XZU433	DIE	J05D		16100-78090
	4900	04.06-05.03	XZU306V	DIE	N05D		16100-78050
	4900	99.05-04.06	XZU301A	DIE	S05D		16100-78030
	4900	99.05-	XZU301A	DIE	S05D		16100-78050

TOYO ACE

# TOYOTA

CAR NAME	C.C.	YEAR	MODEL	REMARK	ENGINE	GMB NO.	OEM NO.
TOYO ACE	4900	99.05-04.06	XZU301D	DIE	S05D		16100-78030
	4900	99.05-	XZU301D	DIE	S05D		16100-78050
	4900	00.05-04.06	XZU301	DIE	S05D		16100-78030
	4900	00.05-	XZU301	DIE	S05D		16100-78050
	4900	99.05-04.06	XZU301H	DIE	S05D		16100-78030
	4900	99.05-	XZU301H	DIE	S05D		16100-78050
	4900	99.05-04.06	XZU306	DIE	S05D		16100-78030
	4900	99.05-	XZU306	DIE	S05D		16100-78050
	4900	04.06-	XZU306V	DIE	S05D		16100-78050
	4900	99.05-02.06	XZU311A	DIE	S05D		16100-78030
	4900	99.05-02.06	XZU311A	DIE	S05D		16100-78050
	4900	99.05-04.06	XZU311D	DIE	S05D		16100-78030
	4900	99.05-	XZU311D	DIE	S05D		16100-78050
	4900	99.05-02.06	XZU321A	DIE	S05D		16100-78030
	4900	99.05-02.06	XZU321A	DIE	S05D		16100-78050
	4900	99.05-04.06	XZU321D	DIE	S05D		16100-78030
	4900	99.05-	XZU321D	DIE	S05D		16100-78050
	4900	99.05-04.06	XZU331	DIE	S05D		16100-78030
	4900	99.05-	XZU331	DIE	S05D		16100-78050
	4900	04.06-	XZU336	DIE	S05D		16100-78050
	4900	99.05-04.06	XZU341	DIE	S05D		16100-78030
	4900	99.05-	XZU341	DIE	S05D		16100-78050
	4900	99.05-04.06	XZU346	DIE	S05D		16100-78030
	4900	99.05-	XZU346	DIE	S05D		16100-78050
	4900	99.05-04.06	XZU351D	DIE	S05D		16100-78030
	4900	99.05-	XZU351D	DIE	S05D		16100-78050
	4900	99.08-04.06	XZU371	DIE	S05D		16100-78041
	4900	99.05-04.06	XZU401	DIE	S05D		16100-78030
	4900	99.05-	XZU401	DIE	S05D		16100-78050
	4900	99.05-04.06	XZU411	DIE	S05D		16100-78030
	4900	99.05-	XZU411	DIE	S05D		16100-78050
	4900	99.05-04.06	XZU421	DIE	S05D		16100-78030
	4900	99.05-	XZU421	DIE	S05D		16100-78050
	5300	95.05-99.05	FB4JCAD	DIE	J05C		S1610-03474
	5300	95.05-97.10	FB4JEAT	DIE	J05C	<b>GWT-110A</b>	16100-59166
	5300	95.05-99.05	FB4JEAT	DIE	J05C		S1610-03474
	5300	95.05-99.05	FB4JGAK	DIE	J05C		S1610-03474
	5300	95.05-99.05	FB4JGAT	DIE	J05C		S1610-03474
	5300	95.10-99.05	XZU130A	DIE	J05C		16100-89103
	5300	97.08-99.05	XZU140	DIE	J05C		16100-89103
	5300	99.06-04.06	XZU300H	DIE	J05C		16100-78030
	5300	99.06-04.06	XZU300H	DIE	J05C		16100-78050
	5300	99.06-02.06	XZU320A	DIE	J05C		16100-78030
	5300	99.06-02.06	XZU320A	DIE	J05C		16100-78050
	5300	99.06-04.06	XZU330	DIE	J05C		16100-78030
5300	99.06-04.06	XZU330	DIE	J05C		16100-78050	
5300	99.06-04.06	XZU340	DIE	J05C		16100-78030	
5300	99.06-04.06	XZU340	DIE	J05C		16100-78050	
5300	99.06-04.06	XZU350H	DIE	J05C		16100-78030	
5300	99.06-04.06	XZU350H	DIE	J05C		16100-78050	
5300	99.05-04.06	XZU400A	DIE	J05C		16100-78030	
5300	99.05-04.06	XZU400A	DIE	J05C		16100-78050	
5300	99.05-04.06	XZU400	DIE	J05C		16100-78030	
5300	99.05-04.06	XZU400	DIE	J05C		16100-78050	
5300	99.05-04.06	XZU410	DIE	J05C		16100-78030	
5300	99.05-04.06	XZU410	DIE	J05C		16100-78050	
5300	99.05-04.06	XZU420	DIE	J05C		16100-78030	
5300	99.05-04.06	XZU420	DIE	J05C		16100-78050	
5300	99.05-04.06	XZU430	DIE	J05C		16100-78030	
5300	99.05-04.06	XZU430	DIE	J05C		16100-78050	
D2200	79.03-85.07	LY20			L	<b>GWT-42A</b>	16100-59127
D2200	79.03-85.07	LY30			L	<b>GWT-42A</b>	16100-59127
D2400	83.08-85.07	LY21			2L	<b>GWT-61A</b>	16100-59137

# TOYOTA

CAR NAME	C.C.	YEAR	MODEL	REMARK	ENGINE	GMB NO.	OEM NO.
TOYO ACE	D2400	83.08-85.07	LY31		2L	GWT-61A	16100-59137
	D2500	72.07-83.08	JY16		2J		16100-49208
	D2500	72.07-83.08	JY30		2J		16100-49208
	D3000	80.09-83.08	BY30		B	GWT-109A	16100-59075
	D3000	83.08-84.08	BY31		B		16100-59096
	D3000	84.08-85.07	BY31		B		16100-59145
TRUCK BUS	3900	69.03-74.03	FA100		F		16100-60013
	3900	74.04-75.01	FA100		F		16100-60130
	3900	69.03-74.03	FA110		F		16100-60013
	3900	74.04-75.01	FA110		F		16100-60130
	3900	69.03-74.03	FA115		F		16100-60013
	3900	74.04-75.01	FA115		F		16100-60130
	3900	69.03-74.03	FB100		F		16100-60013
	3900	74.04-75.01	FC100		F		16100-60130
	3900	69.03-74.03	PC100		F		16100-60013
	4200	75.01-80.02	FA101		2F	GWT-19A	16100-61012
	4200	77.04-80.02	FA101		2F	GWT-22A	16100-61041
	D	80.02-	DA120		2D		16100-77070
	D	80.02-	DA125		2D		16100-77070
	D	73.10-77.04	DR110		2D		16100-76014
	D	77.04-80.02	DR110		2D		16100-77050
	D	73.10-77.04	DR115		2D		16100-76014
	D	77.04-80.02	DR115		2D		16100-77050
	D	73.10-77.04	DR116		2D		16100-76014
	D	77.04-80.02	DR116		2D		16100-77050
	D	77.04-80.02	DR118		2D		16100-77050
	D5900	69.03-74.03	DA100		D		16100-76014
	D6500	73.10-77.03	DR10		2D		16100-76014
	D6500	73.10-77.03	DR11		2D		16100-76014
D6500	73.10-77.03	DR15		2D		16100-76014	
VEROSSA	2000	01.06-04.04	GX110	EFI	1GFE		16100-79285
	2000	01.06-04.04	GX115	EFI	1GFE		16100-79285
	2500	01.06-04.04	JZX110	D4	1JZFSE	GWT-118AH	16100-49868
	2500	01.06-04.04	JZX110	D4	1JZFSE		16102-46073
	2500	01.06-04.04	JZX110	D4	1JZFSE	GWT-118A	16110-49148
	2500	01.06-04.04	JZX110	TBO	1JZGTE		16100-49855
	2500	01.06-04.04	JZX110	TBO	1JZGTE		16110-49135
	2500	01.06-04.04	JZX110	TBO	1JZGTE		16120-88400
VITZ	1000	05.01-	KSP90		1KR		16100-80001
	1000	99.01-04.02	SCP10	EFI	1SZFE	GWT-136A	16100-29116
	1300	05.01-	NCP95		2NZ		16100-29155
	1300	99.09-04.02	NCP10	EFI	2NZFE	GWT-101A	16100-29155
	1300	99.08-04.02	NCP15	EFI	2NZFE	GWT-101A	16100-29155
	1300	05.01-	SCP90		2SZ	GWT-136A	16100-29116
	1300	02.12-04.02	SCP13	EFI	2SZFE	GWT-136A	16100-29116
	1500	05.01-	NCP91		1NZ		16100-29205
	1500	00.10-04.02	NCP13	EFI	1NZFE	GWT-101A	16100-29155
VOLTZ	1800	02.05-04.02	ZZE136	EFI	1ZZFE		16100-09170
	1800	02.05-04.02	ZZE138	EFI	1ZZFE	GWT-133A	16100-29415
	1800	02.05-04.02	ZZE137	EFI	2ZZGE	GWT-124A	16100-29145
VOXY	2000	01.11-04.08	AZR60G	D4	1AZFSE	GWT-119A	16100-28040
	2000	01.11-04.08	AZR65G	D4	1AZFSE	GWT-119A	16100-28040
WILL	1300	00.01-01.12	NCP19	EFI	2NZFE	GWT-101A	16100-29155
	1500	02.01-04.04	NZE127	EFI	1NZFE	GWT-101A	16100-29155
	1800	01.04-04.04	ZZE127	EFI	1ZZFE	GWT-133A	16100-29415
	1800	01.04-04.04	ZZE129	EFI	1ZZFE	GWT-133A	16100-29415
	1800	01.04-04.04	ZZE128	EFI	2ZZGE	GWT-124A	16100-29145



# TOYOTA

CAR NAME	C.C.	YEAR	MODEL	REMARK	ENGINE	GMB NO.	OEM NO.
WILL CYPHA	1300	02.09-04.02	NCP70	EFI	2NZFE	GWT-101A	16100-29155
	1500	02.09-04.02	NCP75	EFI	1NZFE	GWT-101A	16100-29155
WINDOM	2500	96.08-01.07	MCV21	EFI	2MZFE	GWT-92A	16100-29085
	2500	93.08-96.08	VCV11	EFI	4VZFE		16100-69455
	3000	96.08-01.07	MCV20	EFI	1MZFE	GWT-92A	16100-29085
	3000	01.07-	MCV30	EFI	1MZFE	GWT-92A	16100-29085
	3000	91.10-96.08	VCV10	EFI	3VZFE	GWT-71A	16100-69305
	3000	91.10-96.08	VCV10	EFI	3VZFE		16100-69455
WISH	1800	03.01-04.02	ZNE10G	EFI	1ZZFE	GWT-133A	16100-29415
	1800	03.01-04.02	ZNE14G	EFI	1ZZFE	GWT-133A	16100-29415
	2000	03.04-04.02	ANE10G	D4	1AZFSE	GWT-119A	16100-28040
	2000	03.04-04.02	ANE11W	D4	1AZFSE	GWT-119A	16100-28040

## EXPORT MODEL

**GWT-23A (16110-38031) 78-80 2200cc 20R CELICA,CORONA,HILUX MARK(USA)**  
**GWT-32A (16110-38022) 75-77 2200cc 20R CORONA,CELICA,HILUX (USA)**  
**GWT-34A (16110-38020) 74-75 2200cc 20R CORONA,CELICA,HILUX (USA)**  
**GWT-51A (16100-19067) 80-82 1500cc 3AC TARCEL(CARIFORNIA)**  
**GWT-64A (16100-39346) 93-95 2400cc 22R CELICA, 4 RUNNER (USA)**  
**GWT-76A (16100-45151) FORK LIFT (USA)**  
**GWT-80A (16100-69215) 88-91 3000cc 3VZE HILUX, 4RUNNER (USA)**

# **VOLKSWAGEN/AUDI**

## ***CAR NAME***

<b>100</b>
<b>200</b>
<b>50</b>
<b>80</b>
<b>90</b>
<b>CUOPE</b>
<b>GLS DERBY(1300)</b>
<b>GOLF DIESEL(1500)</b>
<b>GOLF(1500)</b>
<b>NEW SANTANA</b>
<b>PASSAT</b>
<b>PASSAT(1300)</b>
<b>PASSAT(1600)</b>
<b>QUATTRO</b>
<b>RABBIT</b>
<b>SCIROCOCO</b>

# VOLKSWAGEN

CAR NAME	YEAR	MODEL / ENGINE / REMARK	GMB NO.	OEM NO.
<b>VOLKSWAGEN/AUDI</b>				
<b>NEW SANTANA PASSAT,RABBIT SCIROCOCO</b>	81-		<b>GWVW-07AH</b>	026-121-010C
<b>(1300)GLS DERBY</b>	73-79		<b>GWVW-09AH</b>	026-121-010A
<b>(1300)PASSAT</b>	-		<b>GWVW-09AH</b>	026-121-010A
<b>(1500)GOLF</b>	-		<b>GWVW-09AH</b>	026-121-010A
<b>(1600)DIESEL GOLF</b>	-		<b>GWVW-09AH</b>	026-121-010A
<b>(1600)PASSAT</b>	-		<b>GWVW-09AH</b>	026-121-010A
<b>50</b>	74-78		<b>DISCON</b>	052-121-005A
<b>80</b>	78-81	1.3L CH -81E088001A	<b>DISCON</b>	052-121-005A
	81-87	CH 81E088001A-	<b>GWVW-07A</b>	026-121-005A
	73-75	1.5L	<b>GWVW-09A</b>	068-121-005B
	73-81	1.6L CH -81B149000	<b>GWVW-09A</b>	068-121-005B
	81-87	CH 81B149000-	<b>GWVW-07A</b>	026-121-005A
	80-91	1.6L(D) inc.TURBO	<b>GWVW-07A</b>	068-121-005A
	93-91	1.8L	<b>GWVW-07A</b>	026-121-005A
	89-94	1.9L(D) TURBO	<b>GWVW-07A</b>	026-121-005A
	81-83	1.9L	<b>DISCON</b>	035-121-005E
	83-84	2.0L(5CYL)	<b>DISCON</b>	035-121-005E
	90-94	2.0L(4CYL) inc.16V & QUATTRO	<b>GWVW-07A</b>	026-121-005C
	83-85	2.2L(5CYL)	<b>DISCON</b>	035-121-005E
	86-88	2.3L(5CYL)	<b>DISCON</b>	035-121-005E
88-94	2.3L(5CYL)		034-121-005D	
<b>90</b>	82-89	1.6L(D) TURBO	<b>GWVW-07A</b>	026-121-005A
	89-94	1.8L(D) TURBO	<b>GWVW-07A</b>	026-121-005C
	84-88	1.9L 2.1L 2.2L(5CYL) inc.QUATTRO CH -89J394742	<b>DISCON</b>	035-121-005E
	88-94	2.0L 2.2L 2.3L(5CYL) inc.20V & QUATTRO CH 89J394743-		034-121-005D
<b>100</b>	76-81	1.6L CH -43B070000	<b>GWVW-09A</b>	068-121-005B
	81-82	1.6L CH 43B070001-	<b>GWVW-07A</b>	068-121-005A
	82-88	1.8L	<b>GWVW-07A</b>	026-121-005A
	69-76	1.9L 058 OHV	<b>GWVW-08A</b>	059-121-011F
	80-84	1.9L(5CYL)	<b>DISCON</b>	035-121-005E
	76-78	2.0L(4CYL)	<b>GWVW-04A</b>	048-121-011
	78-89	2.0L(D)inc.TURBO AVANT	<b>GWVW-06A</b>	069-121-004
	90-94			046-121-004X
	84-88	2.0L(5CYL)inc.AVANT CH -44J246281	<b>DISCON</b>	035-121-005E
	88-91	CH 44J246282-		034-121-005D
	77-84	2.1L(5CYL)inc.AVANT	<b>DISCON</b>	035-121-005E
	77-88	2.2L(5CYL)CH -44J246281	<b>DISCON</b>	035-121-005E
	88-94	2.2L 2.3L(5CYL)inc.20V ANANT QUATTRO CH 44J246282-		034-121-005D
78-89	2.0L(5CYL)TURBO inc.AVANT	<b>GWVW-06A</b>	069-121-004	
90-94	2.4L(D)inc.TURBO AVANT		046-121-004X	
<b>200</b>	76-80	2.0L(4CYL)	<b>GWVW-04A</b>	048-121-011
	79-87	2.1L(4CYL)	<b>DISCON</b>	035-121-005E
	79-88	2.2L(5CYL)inc.TURBO & QUATTRO	<b>DISCON</b>	035-121-005E
	88-91	2.3L inc. TURBO & QUATTRO		034-121-005D

# VOLKSWAGEN

CAR NAME	YEAR	MODEL / ENGINE / REMARK	GMB NO.	OEM NO.
<b>VOLKSWAGEN/AUDI</b>				
<b>COUPE</b>	80-88	1.6L 1.8L(4CYL)	<b>GWVW-07A</b>	068-121-005A
	80-88	1.9L 2.0L 2.2L(5CYL)inc.QUATTRO	<b>DISCON</b>	035-121-005E
	90-94	2.0L(5CYL)		034-121-005D
	77-84	2.1L(5CYL)	<b>DISCON</b>	035-121-005E
	88-94	2.3L(5CYL)inc.QUATTRO		034-121-005D
<b>QUATTRO</b>	80-88	2.1L TURBO	<b>DISCON</b>	035-121-005E
	88-91	2.2L(5CYL)TURBO		034-121-005D

# **VOLVO**

## ***CAR NAME***

<b>66</b>
<b>110</b>
<b>120</b>
<b>130</b>
<b>142</b>
<b>145</b>
<b>220</b>
<b>240</b>
<b>260</b>
<b>340</b>
<b>360</b>
<b>440</b>
<b>460</b>
<b>480</b>
<b>740</b>
<b>760</b>
<b>780</b>
<b>850</b>
<b>940</b>
<b>960</b>

# VOLVO

CAR NAME	YEAR	MODEL / ENGINE / REMARK	GMB NO.	OEM NO.
<b>VOLVO</b>				
66	75-78	1.1	GWVO-02A	260787
110	61-68	1.8	GWVO-01A	418327
120	61-68	1.8 B18 ENG	GWVO-01A	418327
130	67-70	1.8 2.0 B18/B20 ENG	GWVO-01A	418327
142	66-75	1.8 2.0 B18A/B/D B20A/D/E ENG	GWVO-01A	418327
	70-75	2.0 B20B ENG CH 178960-	GWVO-01A	418327
144	66-75	1.8 2.0 B18A/B/D B20A/D/E ENG	GWVO-01A	418327
	70-75	2.0 B20 ENG CH 194140-	GWVO-01A	418327
145	66-75	1.8 2.0 B18A/B/D B20A/D/E ENG	GWVO-01A	418327
	70-75	2.0 B20 ENG CH 61600-	GWVO-01A	418327
220	61-68	1.8 B18 ENG	GWVO-01A	418327
240	74-85	1.8 B17 ENG	GWVO-03A	463425
	74-85	2.0 EXC TURBO B19A/E ENG	GWVO-03A	463425
	85-94	2.0 B19 ENG	GWVO-04A	271275-0
	82-85	2.0 B19ET ENG	GWVO-06A	1257185-7
	78-80	2.0(D) D20 ENG	GWVO-06A	1257185-7
	74-85	2.1 EXC TURBO B21A/E/F ENG	GWVO-03A	463425
	81-85	2.1 TURBO B21ET ENG	GWVO-06A	1257185-7
	79-85	2.3 B23A/E/F ENG	GWVO-03A	463425
	85-94	2.3 B23E/F ENG	GWVO-04A	270681-0
79-90	2.4 D24 ENG	GWVO-06A	1257185-7	
260	80-85	2.8 V6		1218158-2
340	76-82	1.4 B14 ENG CH -609999	GWVO-02A	3267439
	82-91	1.4 B14 ENG CH 910000-		3287335
	85-91	1.7 B17 ENG		3343093-5
360	82-83	2.0 B19A ENG CH -810500	GWVO-03A	463425-9
	83-84	2.0 B19E ENG CH 810501-		3283043-2
	84-91	2.0 B20 ENG		1336029-2
440	89-94	1.6 1.7 1.8 TURBO B16/17/18 ENG		3343093-5
	-		GWR-12A	3344827-5
460	91-94	1.7 1.8 TURBO B17/18 ENG		3343093-5
	-		GWR-12A	3344827-5
480	86-94	1.7 inc.TURBO		3343093-5
	-		GWR-12A	3344827-5
740	83-85	2.0 B21 ENG	GWVO-03A	270681-1
	83-84	2.3 B23 ENG	GWVO-03A	270681-1
	83-90	2.4(D) D24 ENG inc.TURBO	GWVO-06A	1257185-7
760	83-85	2.3 TURBO B23ET ENG	GWVO-03A	275619
	85-90	2.3 B23ET ENG	GWVO-04A	271275-0
	83-90	2.4(D) D24 ENG inc.TURBO	GWVO-06A	1257185-7
	83-90	2.8 B28E(V6) ENG	GWVO-05A	1269299-2
780	86-91	2.4(D) TURBO D24 ENG	GWVO-06A	1257185-7
	86-90	2.8 2.9L B28/280/290(V) 6 ENG	GWVO-05A	1269299-2

# VOLVO

CAR NAME	YEAR	MODEL / ENGINE / REMARK	GMB NO.	OEM NO.
<b>VOLVO</b>				
<b>850</b>	91-	2.0 2.3 2.5	<b>GWVO-07A</b>	271647-0
<b>940</b>	90-94	2.0 inc.TURBO B200 ENG	<b>GWVO-04A</b>	271275-0
	90-94	2.3 inc.TURBO B230ET ENG	<b>GWVO-04A</b>	271275-0
	90-94	2.4(D) TURBO D24 ENG	<b>GWVO-06A</b>	1257185-7
<b>960</b>	94-	2.5	<b>GWVO-07A</b>	271647-0
	90-	3.0	<b>GWVO-07A</b>	271647-0

**CROSS REFERENCE**

**COMPETITIVE REFERENCE**

**WEIGHT & PACKING LIST**

**MEASUREMENT OF EXPORT PACKING**



# CROSS REFERENCE

OEM → GMB		OEM → GMB		OEM → GMB	
<b><u>AMERICAN MOTORS</u></b>		<b><u>BMW</u></b>		<b><u>BRITISH LEYLAND</u></b>	
3227694	GWAM-04A	1151-1274-583	GWBM-02A	GWP138	GWBL-11A
3234427	GWAM-04A	1151-1274-584	GWBM-02A	GWP140	GWBL-07A
4626054	GWAM-09A	1151-1286-355	GWBM-02A	GWP147	GWBL-10A
4626215	GWAM-08A	1151-1286-358	GWBM-02A	GWP148	GWBL-16A
4637500	GWAM-06A	1151-1721-477	GWBM-02A	GWP151	GWBL-14A
4797143	GWAM-06A	1151-1267-187	GWBM-03A	GWP154	GWBL-11A
8122306	GWAM-04A	1151-1267-583	GWBM-03A	GWP155	GWBL-15A
8125131	GWAM-04A	1151-1271-435	GWBM-04A	GWP157	GWBL-17A
8125501	GWAM-01A	1151-1272-616	GWBM-04A	GWP171	GWBL-14A
8126772	GWAM-01A	1151-1706-564	GWBM-04A	GWP173	GWBL-17A
8129459	GWAM-01A	1151-1706-588	GWBM-04A	GWP306	GWBL-03A
8130749	GWAM-03A	1151-1706-624	GWBM-04A	GWP312	GWBL-03A
8133033	GWAM-03A	1151-1711-492	GWBM-04A	GWP333	GWBL-18A
8133034	GWAM-05A	1151-9058-996	GWBM-04A	GWP415	GWBL-12A
8134320	GWAM-03A	1151-0786-800	GWBM-05A	GWP423	GWBL-13A
8134321	GWAM-05A	1151-1251-230	GWBM-05A	JLM206	GWBL-13A
83502938	GWAM-06A	1151-1253-143	GWBM-05A	JLM398	GWBL-12A
83502957	GWAM-07A	1151-1263-934	GWBM-05A	JLM9696	GWBL-12A
83503407	GWAM-08A	1151-1266-096	GWBM-05A	JLM9699	GWBL-13A
5012366AA	GWAM-10A	1151-1705-236	GWBM-05A	QCP2743	GWBL-18A
5012366AB	GWAM-10A	1151-1705-273	GWBM-05A	PEB102510L	GWBL-19A
5012366AC	GWAM-10A	1151-1707-414	GWBM-05A		
J3227694	GWAM-04A	1151-1271-436	GWBM-06A		
J3234427	GWAM-04A	1151-1272-613	GWBM-06A		
J8122306	GWAM-04A	1151-1284-694	GWBM-06A		
J8125131	GWAM-04A	1151-1286-417	GWBM-06A		
J8125501	GWAM-01A	1151-1707-190	GWBM-06A		
J8126772	GWAM-01A	1151-1707-191	GWBM-06A		
J8129459	GWAM-01A	1151-1707-192	GWBM-06A		
J8129459	GWAM-01A	1151-1707-193	GWBM-06A		
J8130749	GWAM-03A	1151-1720-883	GWBM-06A		
J8133033	GWAM-03A	1151-1720-892	GWBM-06A		
J8133034	GWAM-05A	1151-1720-893	GWBM-06A		
J8134320	GWAM-03A	1151-0686-001	GWBM-07A		
J8134321	GWAM-05A	1151-0686-901	GWBM-07A		
JR775046	GWAM-07A	1151-1256-600	GWBM-07A		
JR775047	GWAM-06A	1151-9056-401	GWBM-07A		
JR775050	GWAM-04A	1151-1719-836	GWBM-08A		
JR775122	GWAM-08A	1151-1720-609	GWBM-08A		
<b><u>BEDFORD</u></b>		<b><u>BRITISH LEYLAND</u></b>		<b><u>CHRYSLER</u></b>	
6384986	GWBF-01A	530477	GWBL-03A	1818610	GWCR-20A
7182777	GWBF-03A	38402022	GWBL-01A	1879526	GWCR-20A
7191842	GWBF-01A	38402023	GWBL-01A	1918076	GWCR-01A
8829223	GWBF-01A	38402024	GWBL-01A	2196035	GWCR-06A
8829393	GWBF-01A	12A1332	GWBL-01A	2196910	GWCR-06A
8850015	GWBF-01A	12A1690	GWBL-01A	2448326	GWCR-20A
9943171	GWBF-02A	12G120	GWBL-01A	2448327	GWCR-20A
9960156	GWBF-05A	12G1284	GWBL-01A	2808464	GWCR-20A
9962669	GWBF-03A	12G1771	GWBL-01A	2808466	GWCR-20A
91055181	GWBF-06A	2A774	GWBL-01A	2808468	GWCR-20A
		2A775	GWBL-01A	2808468	GWCR-20A
		FWP492	GWBL-18A	2808679	GWCR-06A
		GWP101	GWBL-01A	2808680	GWCR-20A
		GWP102	GWBL-01A	2808681	GWCR-20A
		GWP117	GWBL-05A	3283803	GWCR-38A
		GWP123	GWBL-05A	3420037	GWCR-07A
		GWP129	GWBL-10A	3420038	GWCR-07A
		GWP130	GWBL-05A	3420050	GWCR-06A
		GWP132	GWBL-01A	3420050	GWCR-06A
				3425318	GWCR-03A
				3683834	GWCR-20A
				3780108	GWCR-07A
				3780109	GWCR-07A
				3780127	GWCR-20A
				3780128	GWCR-20A
				3780196	GWCR-20A
				3802004	GWCR-38A
				3802358	GWCR-38A
				3802970	GWCR-38A
				3837640	GWCR-07A
				3837641	GWCR-07A
				4106034	GWCR-06A
				4131243	GWCR-06A
				4153239	GWCR-03A
				4173703	GWCR-19A
				4293898	GWCR-05A
				4323148	GWCR-05A
				4387457	GWCR-26A
				4429404	GWCR-38A
<b><u>BMW</u></b>					
1151-1258-147	GWBM-01A				
1151-1258-701	GWBM-01A				
1151-1258-932	GWBM-01A				
1151-1258-933	GWBM-01A				
1151-1259-660	GWBM-01A				



# CROSS REFERENCE

OEM → GMB		OEM → GMB		OEM → GMB	
<b><u>DAIHATSU</u></b>		<b><u>FIAT</u></b>		<b><u>FORD</u></b>	
16100-87796	GWD-17A	4332090	GWFI-05A	5005916	GWF-46A
16100-87797	GWD-34A	4332336	GWFI-05A	5006043	GWF-18A
16100-87797-000	GWD-34A	4336009	GWFI-07A	5006046	GWF-18A
16100-97205-000	GWD-50AH	4384128	GWFI-01A*	5007749	GWF-14A
16100-97206-000	GWD-45A	4384129	GWFI-10AH	5007851	GWF-47A
16100-97207-000	GWD-48A	4405285	GWFI-12A*	5007852	GWF-14A
16100-97212-000	GWD-45A	4408201	GWFI-01A*	5008470	GWF-40A
16100-97213	GWD-42A*	4429224	GWFI-12A*	5009286	GWF-18A
16100-97213-000	GWD-42A*	4429228	GWFI-12A*	5009287	GWF-18A
16100-97213-000	GWD-42AH	4465144	GWFI-12A*	5010887	GWF-18A
16100-97214	GWD-43A*	5882684	GWFI-04A	5011846	GWF-49A
16100-97214-000	GWD-43A*	5882689	GWFI-03A	5012773	GWF-87A
16100-97214-000	GWD-43AH	5882690	GWFI-05A	5013320	GWF-65A
16100-97221-000	GWD-47A	5882691	GWFI-07A	5018852	GWF-40A
16100-97231-000	GWD-42AH	5882694	GWFI-10AH	5020121	GWF-86A
16100-97232-000	GWD-43AH	5882695	GWFI-01A*	5020242	GWF-89A
16100-97240-000	GWD-47A	5924366	GWFI-12A*	5020424	GWF-09A
16100-97241-000	GWD-48A	5936404	GWFI-01A*	5020425	GWF-17A
16100-97242-000	GWD-52AH	5939200	GWFI-10AH	5020437	GWF-88A
16100-97243-000	GWD-51AH	5973713	GWFI-13A	5020652	GWF-65A
16100-97502-000	GWD-47A	5983960	GWFI-01A*	5020716	GWF-02A
16100-B9050-000	GWD-52AH	5990701	GWFI-12A*	5020717	GWF-01A
16100-B9120-000	GWD-52AH	7580756	GWFI-01A*	5020823	GWF-46A
16102-87201	GWD-42A	7597577	GWFI-07A	5024297	GWF-89A
16102-87201-000	GWD-42A	7633560	GWFI-12A*	5024545	GWF-87A
16102-87202	GWD-41A	7640163	GWFI-13A	5025908	GWF-88A
16102-87202-000	GWD-41A	7671810	GWFI-12A*	5026783	GWF-88A
16102-87204	GWD-42A	2101-1307010	GWFI-06A	6007276	GWF-08A
16102-87204-000	GWD-42A	210-130-7010	GWFI-06A	6031236	GWF-09A
16102-87205	GWD-41A			6036362	GWF-04A
16102-87205-000	GWD-41A			6039328	GWF-10A
16102-87207	GWD-42A			6041801	GWF-01A
16102-87207-000	GWD-40A*			6043064	GWF-25A
16102-87207-000	GWD-42A			6043065	GWF-14A
16102-87208	GWD-41A			6049790	GWF-14A
16102-87208-000	GWD-41A			6050034	GWF-10A
16102-87780	GWD-16A*			6050907	GWF-10A
16102-97201	GWD-43A			6052804	GWF-03A
16102-97201-000	GWD-43A			6065711	GWF-18A
16102-97206-000	GWD-52A			6065712	GWF-18A
16102-97207-000	GWD-51A			6065714	GWF-17A
16111-87780	GWD-25A			6135823	GWF-18A
16111-87780-000	GWD-25A			68788045	GWF-90A
				105E-8501A	GWF-02A
				11-405398	GWF-04A
				1F00-15-010	GWF-84A
				2930-869-3381	GWF-29A
				2930-913-1727	GWF-29A
				2930-V99-0039	GWF-38A
				682F-8501AA	GWF-08AH
				682F-8501BA	GWF-08AH
				691F-8501AA	GWF-01A
				691F-8501BA	GWF-01A
				691F-8501CA	GWF-01A
				70HF-8501BA	GWF-03A
				715F-8501AAD	GWF-09A
				71F-8501AA	GWF-25A
				722F-8501AA	GWF-08AH
				77BF8501AA	GWF-10A
				77BF-8501AA	GWF-10A
				77BF8501AB	GWF-10A
				77BF-8501AB	GWF-10A
<b><u>FIAT</u></b>		<b><u>FORD</u></b>			
4067807	GWFI-02A	1308453	GWF-107A*	6043065	GWF-14A
4081489	GWFI-11A	1308453	GWF-107AH	6049790	GWF-14A
4129810	GWFI-04A	1446372	GWF-08AH	6050034	GWF-10A
4194951	GWFI-01A*	1446373	GWF-08AH	6050907	GWF-10A
4197598	GWFI-06A	1484376	GWF-03A	6052804	GWF-03A
4243593	GWFI-01A*	1487478	GWF-01A	6065711	GWF-18A
4243679	GWFI-10A	1499785	GWF-25A	6065712	GWF-18A
4269431	GWFI-09A	1501255	GWF-08AH	6065714	GWF-17A
4296890	GWFI-10A	1511175	GWF-09A	6135823	GWF-18A
4297101	GWFI-01A	1527289	GWF-14A	68788045	GWF-90A
4314160	GWFI-03A	1528548	GWF-03A	105E-8501A	GWF-02A
4314162	GWFI-03A	1711733	GWF-02A	11-405398	GWF-04A
4320086	GWFI-05A	5004972	GWFI-03A	1F00-15-010	GWF-84A
4329406	GWFI-01A*	5004980	GWFI-47A	2930-869-3381	GWF-29A
4331825	GWFI-03A	5004981	GWFI-08A	2930-913-1727	GWF-29A
		5004988	GWFI-09A	2930-V99-0039	GWF-38A
		5004995	GWFI-18A	682F-8501AA	GWF-08AH
		5004997	GWFI-18A	682F-8501BA	GWF-08AH
		5004998	GWFI-17A	691F-8501AA	GWF-01A
		5005004	GWFI-02A	691F-8501BA	GWF-01A
		5005036	GWFI-04A	691F-8501CA	GWF-01A
		5005039	GWFI-08A	70HF-8501BA	GWF-03A
		5005054	GWFI-01A	715F-8501AAD	GWF-09A
		5005058	GWFI-03A	71F-8501AA	GWF-25A
		5005171	GWFI-08A	722F-8501AA	GWF-08AH
		5005193	GWFI-25A	77BF8501AA	GWF-10A
		5005194	GWFI-14A	77BF-8501AA	GWF-10A
		5005197	GWFI-10A	77BF8501AB	GWF-10A
		5005794	GWFI-08A	77BF-8501AB	GWF-10A

# CROSS REFERENCE

OEM → GMB		OEM → GMB		OEM → GMB	
<u>FORD</u>		<u>FORD</u>		<u>FORD</u>	
791F-8501AA	<b>GWF-17A</b>	C5AZ-8501V	<b>GWF-37A</b>	D5UZ-8501A	<b>GWF-23A</b>
85TF-8505AA	<b>GWF-49A</b>	C5AZ-8501W	<b>GWF-37A</b>	D6AZ-8501A	<b>GWF-11A</b>
88AX8591AA	<b>GWF-17A</b>	C5OZ-8501B	<b>GWF-42A</b>	D6ZZ-8501A	<b>GWF-24A</b>
88AX8591BA	<b>GWF-46A</b>	C5OZ-8501C	<b>GWF-42A</b>	D6ZZ-8501B	<b>GWF-23A</b>
88EX-8591AA	<b>GWF-02A</b>	C5OZ-8501D	<b>GWF-42A</b>	D77Z-8501A	<b>GWF-15A</b>
88FX-8591CA	<b>GWF-01A</b>	C5OZ-8501G	<b>GWF-42A</b>	D8BZ-8501A	<b>GWF-28A</b>
88VX8591AA	<b>GWF-09A</b>	C5TZ-8501A	<b>GWF-68A</b>	D8FZ-8501A	<b>GWF-16A</b>
88YX8591AA	<b>GWF-86A</b>	C5TZ-8501B	<b>GWF-68A</b>	D8RZ-8501A	<b>GWF-10A</b>
902C-8501AA	<b>GWF-105A</b>	C5TZ-8501C	<b>GWF-68A</b>	D8TZ-8501B	<b>GWF-35A</b>
902C-8501-AA	<b>GWF-105AH</b>	C6AZ-8501A	<b>GWF-41A</b>	D8ZZ-8501A	<b>GWF-24A</b>
A790-8591HBA	<b>GWF-25A</b>	C6AZ-8501B	<b>GWF-41A</b>	D9AZ-8501A	<b>GWF-26A</b>
A790-8591HFA	<b>GWF-10A</b>	C6AZ-8501C	<b>GWF-41A</b>	D9ZZ-8501A	<b>GWF-27A</b>
A790X8591	<b>GWF-04A</b>	C6DZ-8501A	<b>GWF-29A</b>	E0AZ-8501A	<b>GWF-26A</b>
A790X8591ADA	<b>GWF-09A</b>	C6DZ-8501B	<b>GWF-29A</b>	E0ZZ-8501A	<b>GWF-27A</b>
A790X-8591ADA	<b>GWF-09A</b>	C6DZ-8501C	<b>GWF-29A</b>	E1AZ-8501A	<b>GWF-44A</b>
A790X8591ANA	<b>GWF-18A</b>	C6DZ-8501D	<b>GWF-29A</b>	E1FZ-8501B	<b>GWF-50A</b>
A790X-8591ARA	<b>GWF-17A</b>	C8AZ-8501A	<b>GWF-37A</b>	E2DZ-8501A	<b>GWF-21A</b>
A790X-8591BCA	<b>GWF-02A</b>	C8AZ-8501B	<b>GWF-37A</b>	E2TZ-8501A	<b>GWF-39A</b>
A790X-8591CA	<b>GWF-02A</b>	C9AZ-8501A	<b>GWF-42A</b>	E2ZZ-8501A	<b>GWF-27A</b>
A790X8591DA	<b>GWF-03A</b>	C9AZ-8501B	<b>GWF-42A</b>	E3BZ-8501A	<b>GWF-22A</b>
A790X-8591DA	<b>GWF-03A</b>	C9DZ-8501A	<b>GWF-38A</b>	E3FZ-8501B	<b>GWF-50A</b>
A790X8591DAA	<b>GWF-04A</b>	C9TZ-8501A	<b>GWF-23A</b>	E3TZ-8501A	<b>GWF-22A</b>
A790X-8591DAA	<b>GWF-04A</b>	C9ZZ-8501A	<b>GWF-42A</b>	E3TZ-8501F	<b>GWF-31A</b>
A790X-8591ECA	<b>GWF-01A</b>	D0AZ-8501A	<b>GWF-37A</b>	E3TZ-8501G	<b>GWF-41A</b>
A790X8591EDA	<b>GWF-03A</b>	D0AZ-8501C	<b>GWF-11A</b>	E43Z-8501A	<b>GWF-36A*</b>
A790X8591EFA	<b>GWF-03A</b>	D0AZ-8501D	<b>GWF-37A</b>	E43Z-8501B	<b>GWF-52A*</b>
A790X-8591EFA	<b>GWF-03A</b>	D0AZ-8501E	<b>GWF-11A</b>	E4BZ-8501A	<b>GWF-22A</b>
A790X-8591GA	<b>GWF-46A</b>	D0AZ-8501F	<b>GWF-23A</b>	E4TZ-8501B	<b>GWF-39A</b>
A790X8591NA	<b>GWF-47A</b>	D0DZ-8501A	<b>GWF-38A</b>	E4TZ-8501D	<b>GWF-35A</b>
A810-8591GA	<b>GWF-47A</b>	D0OZ-8501B	<b>GWF-23A</b>	E4TZ-8501E	<b>GWF-35A</b>
A810X-8591FA	<b>GWF-14A</b>	D0OZ-8501C	<b>GWF-23A</b>	E4ZZ-8501A	<b>GWF-27A</b>
A810X-8591HA	<b>GWF-14A</b>	D0RY-8501A	<b>GWF-01A</b>	E5TZ-8501C	<b>GWF-35A</b>
A810X-8591SA	<b>GWF-40A</b>	D0VZ-8501A	<b>GWF-35A</b>	E5ZZ-8501A	<b>GWF-57A</b>
A820X8591BA	<b>GWF-18A</b>	D0ZZ-8501A	<b>GWF-23A</b>	E69Z-8501A	<b>GWF-53A</b>
A830X-8591CTA	<b>GWF-49A</b>	D0ZZ-8501B	<b>GWF-23A</b>	E6AZ-8501A	<b>GWF-56A</b>
A830X8591JA	<b>GWF-18A</b>	D1AZ-8501A	<b>GWF-11A</b>	E6AZ-8501B	<b>GWF-44A</b>
A840X-8591BCA	<b>GWF-65A</b>	D1DZ-8501A	<b>GWF-38A</b>	E6DZ-8501A	<b>GWF-48A</b>
APW5000	<b>GWF-06A</b>	D1FZ-8501A	<b>GWF-03A</b>	E6DZ-8501B	<b>GWF-51A*</b>
APW5002	<b>GWF-05A</b>	D1FZ-8501B	<b>GWF-01A</b>	E6FZ-8501A	<b>GWF-50A</b>
APW5003	<b>GWF-07A</b>	D27Z-8501A	<b>GWF-15A</b>	E6MZ-8501A	<b>GWF-44A</b>
APW5009	<b>GWF-59A</b>	D2AZ-8501A	<b>GWF-41A</b>	E6TZ-8501A	<b>GWF-58A</b>
BA8501KT	<b>GWF-106A</b>	D2DZ-8501A	<b>GWF-38A</b>	E6ZZ-8501A	<b>GWF-61A</b>
C0DE-8587A	<b>GWF-29A</b>	D2SZ-8501A	<b>GWF-11A</b>	E7FZ-8501A	<b>GWF-50A</b>
C0DZ-8501A	<b>GWF-29A</b>	D2TZ-8501C	<b>GWF-37A</b>	E7FZ-8501B	<b>GWF-52A*</b>
C0DZ-8501B	<b>GWF-29A</b>	D2VY-8501A	<b>GWF-35A</b>	E7GZ-8501A	<b>GWF-66A</b>
C0DZ-8501C	<b>GWF-29A</b>	D3RY-8501A	<b>GWF-03A</b>	E7TZ-8501A	<b>GWF-67A</b>
C0DZ-8587A	<b>GWF-29A</b>	D3RY-8501B	<b>GWF-24A</b>	E7TZ-8501B	<b>GWF-55A</b>
C5AZ-8501A	<b>GWF-41A</b>	D3UZ-8501A	<b>GWF-42A</b>	E8BZ-8501A	<b>GWF-66A</b>
C5AZ-8501C	<b>GWF-37A</b>	D4BZ-8501A	<b>GWF-22A</b>	E8BZ-8501B	<b>GWF-66A</b>
C5AZ-8501D	<b>GWF-37A</b>	D4DZ-8501A	<b>GWF-29A</b>	E8DZ-8501A	<b>GWF-60A</b>
C5AZ-8501E	<b>GWF-42A</b>	D4FZ-8501A	<b>GWF-16A</b>	E8DZ-8501B	<b>GWF-60A</b>
C5AZ-8501F	<b>GWF-37A</b>	D4TZ-8501B	<b>GWF-37A</b>	E8FZ-8501A	<b>GWF-50A</b>
C5AZ-8501G	<b>GWF-37A</b>	D4TZ-8501C	<b>GWF-39A</b>	E8SZ-8501A	<b>GWF-63A</b>
C5AZ-8501H	<b>GWF-42A</b>	D4TZ-8501H	<b>GWF-37A</b>	E8TZ-8501A	<b>GWF-55A</b>
C5AZ-8501J	<b>GWF-41A</b>	D4TZ-8501J	<b>GWF-37A</b>	E92Z-8501A	<b>GWF-64A</b>
C5AZ-8501L	<b>GWF-42A</b>	D4VY-8501A	<b>GWF-35A</b>	E93Z-8501A	<b>GWF-36A*</b>
C5AZ-8501M	<b>GWF-37A</b>	D4ZZ-8501A	<b>GWF-24A</b>	E93Z-8501B	<b>GWF-36A*</b>
C5AZ-8501N	<b>GWF-37A</b>	D5BZ-8501A	<b>GWF-28A</b>	E9BZ-8501A	<b>GWF-66A</b>
C5AZ-8501R	<b>GWF-37A</b>	D5DZ-8501A	<b>GWF-38A</b>	E9JY-8501B	<b>GWF-71A</b>
C5AZ-8501S	<b>GWF-37A</b>	D5TZ-8501A	<b>GWF-41A</b>	E9PZ-8501B	<b>GWF-41A</b>
C5AZ-8501T	<b>GWF-42A</b>	D5TZ-8501B	<b>GWF-39A</b>	E9PZ-8501D	<b>GWF-39A</b>
C5AZ-8501U	<b>GWF-37A</b>	D5TZ-8501G	<b>GWF-35A</b>	E9SZ-8501A	<b>GWF-63A</b>

# CROSS REFERENCE

OEM → GMB		OEM → GMB		OEM → GMB	
<b><u>FORD</u></b>		<b><u>FORD</u></b>		<b><u>GENERAL MOTORS</u></b>	
E9TZ-8501A E9TZ-8501B E9TZ-8501D EF8501KT EP8501KT EPW20 EPW38 EPW40 EPW71 EPW736 EPW746 EPW76 EPW97 EPW985 F02Z-8501A F0AZ-8501A F0CZ-8501A F0PZ-8501E F0TZ-8501A F0TZ-8501D F0TZ-8501E F0TZ-8501F F0TZ-8501G F0ZZ-8501A F1CZ-8501A F1SZ-8501A F1SZ-8501B F1TZ-8501A F1VY-8501A F23Z-8501B F2UZ-8501A F33Z-8501A F3LY-8501A F3LY-8501B F3PZ-8501A F3TZ-8501A F3TZ-8501B F3TZ-8501C F3TZ-8501E F3TZ-8501H F3XY-8501B F3ZZ-8501B F4AZ-8501A F4CZ-8501A F4DZ-8501A F4PZ-8501A F4SZ-8501A F4ZZ-8501A F4ZZ-8501B F57Z-8501A F59Z-8501A F59Z-8501A F59Z-8501B F5DZ-8501A F5RZ-8501A F5RZ-8501B F5TZ-8501A F5TZ-8501A F5TZ-8501C F63Z-8501AA F65Z-8501BA F68Z-8501A	GWF-35A GWF-104A GWF-67A GWF-78A GWF-78AP GWF-87A GWF-87A GWF-89A GWF-88A GWF-03A GWF-03A GWF-90A GWF-86A GWF-10A GWF-64A GWF-70A GWF-69A GWF-62A GWF-35A GWF-77A GWF-67A GWF-55A GWF-77A GWF-56A GWF-72A GWF-93A GWF-63A GWF-35A GWF-75A GWF-51A* GWF-76A GWF-51A* GWF-83A GWF-83A GWF-93A GWF-67A GWF-67A GWF-67A GWF-76A GWF-31A GWF-73A GWF-56A GWF-75A GWF-72A GWF-79A GWF-48A GWF-80A GWF-92A GWF-92A GWF-84A GWF-85A GWF-85A GWF-53A GWF-82A GWF-91A GWF-90A GWF-76A GWF-81A GWF-77A GWF-91A GWF-98A GWF-97A	F6DZ-8501A F6DZ-8501FA F6LZ-8501AA F6TZ-8501JB F6TZ-8501KA F6TZ-8501KB F6ZZ-8501A F6ZZ-8501BE F77Z-8501AD F7CZ-8501AB F7DZ-8501A F7ZZ-8501AA F85Z-8501AA F87Z-8501BA F87Z-8501CA F8RZ-8501EN F8ZZ-8501AA FOAZ-8501A FOCZ-8501A FWP1464 FWP1465 QCP2652 QCP2673 XC8501CRB XF2Z-8501AA XL3Z-8501AA XS2Z-8501BC XY8501BRB YF3-8501AB YF3Z-8501AB ZZM0-15-010 ZZM3-15-010 ZZM7-15-010 ZZMA-15-010	GWF-95A GWF-82A GWF-83A GWF-98A GWF-81A GWF-81A GWF-94A GWF-94A GWF-102A GWF-99A GWF-95A GWF-94A GWF-101A GWF-84A GWF-96A GWF-100A GWF-94A GWF-70A GWF-69A GWF-88A GWF-89A GWF-88A GWF-89A GWF-06A GWF-97A GWF-98A GWF-91A GWF-05A GWF-103A GWF-103A GWF-61A GWF-84A GWF-85A GWF-53A	556283 948681 994149 1242913 1242914 1245288 1247079 1247080 1257703 1260709 1334084 1394877 1396317 1396346 1396715 1396815 1396876 1489011 2650866 3286641 3427007 3429981 3633853 3634514 3634552 3634580 3634838 3704906 3741034 3757247 3769926 3787566 3815726 3836856 3848072 3871521 3876168 3876170 3876172 3890017 3927798 3929219 3929233 3937996 3947042 3953620 3957932 3957981 3986364 3990991 3998205 3998206 3998207 6258446 6258551 6272157 6272159 7490004 7490007 8132274 9306722 9790522	GWG-26A GWG-42A GWG-42A GWG-07A GWG-40A GWG-40A GWG-07A GWG-40A GWG-07A GWG-07A GWG-11A GWG-40A GWG-42A GWG-42A GWG-42A GWG-42A GWG-51A GWG-10A GWG-08A GWG-09A GWG-01A GWG-29A GWG-29A GWG-37A GWG-37A GWG-37A GWG-35A GWG-35A GWG-35A GWG-35A GWG-01A GWG-35A GWG-35A GWG-01A GWG-01A GWG-01A GWG-01A GWG-32A GWG-35A GWG-01A GWG-01A GWG-35A GWG-35A GWG-35A GWG-01A GWG-32A GWG-27A GWG-35A GWG-35A GWG-35A GWG-01A GWG-31A GWG-35A GWG-35A GWG-01A GWG-31A GWG-27A GWG-32A GWG-85A GWG-84A GWG-12A GWG-67A GWG-28A
		<b><u>GENERAL MOTORS</u></b>			
		10048785 231066 231073 231461 231462 231886 231887 357261 357262 359036 361054 361055 369175 372334 461996 474028 474029 474055 474056 476509 478126 488152 488377 500513	GWG-01A GWG-36A GWG-26A GWG-36A GWG-26A GWG-36A GWG-26A GWG-01A GWG-34A GWG-16A GWG-12A GWG-16A GWG-03A GWG-27A GWG-25A GWG-27A GWG-25A GWG-23A GWG-34A GWG-12A GWG-16A GWG-03A GWG-27A GWG-25A GWG-27A GWG-25A GWG-23A GWG-34A GWG-04A GWG-28A GWG-28A GWG-28A GWG-28A		

# CROSS REFERENCE

OEM → GMB		OEM → GMB		OEM → GMB	
<u>GENERAL MOTORS</u>		<u>GENERAL MOTORS</u>		<u>GENERAL MOTORS</u>	
10004073	<b>GWG-05A</b>	12507232	<b>GWG-05A</b>	15633466	<b>GWG-83A</b>
10008553	<b>GWG-28A</b>	12508606	<b>GWG-61A</b>	21000535	<b>GWG-80A</b>
10013800	<b>GWG-05A</b>	12511062	<b>GWG-11A</b>	21006276	<b>GWG-81A</b>
10032022	<b>GWG-52A</b>	12514269	<b>GWG-33A</b>	21006932	<b>GWG-81A</b>
10039415	<b>GWG-49A*</b>	12514574	<b>GWG-83A</b>	21006933	<b>GWG-80A</b>
10039422	<b>GWG-49A*</b>	12517379	<b>GWG-11A</b>	21007155	<b>GWG-80A</b>
10042949	<b>GWG-05A</b>	12517940	<b>GWG-70A</b>	21007288	<b>GWG-80A</b>
10042972	<b>GWG-05A</b>	12518295	<b>GWG-48A</b>	21007453	<b>GWG-81A</b>
10046305	<b>GWG-23A</b>	12518443	<b>GWG-47A</b>	21007655	<b>GWG-81A</b>
10048775	<b>GWG-70A</b>	12520914	<b>GWG-75A</b>	21007656	<b>GWG-80A</b>
10048917	<b>GWG-25A</b>	12521037	<b>GWG-70A</b>	22514840	<b>GWG-20A</b>
10048919	<b>GWG-22A</b>	12521038	<b>GWG-32A</b>	22519584	<b>GWG-20A</b>
10048921	<b>GWG-31A</b>	12522016	<b>GWG-27A</b>	22537768	<b>GWG-66A</b>
10048948	<b>GWG-55A</b>	12522031	<b>GWG-62A</b>	23500133	<b>GWG-33A</b>
10048949	<b>GWG-48A</b>	12522032	<b>GWG-62A</b>	23500138	<b>GWG-83A</b>
10048950	<b>GWG-72A</b>	12522033	<b>GWG-25A</b>	24570464	<b>GWG-66A</b>
10048951	<b>GWG-60A</b>	12522034	<b>GWG-69A</b>	24571389	<b>GWG-66A</b>
10048968	<b>GWG-47A</b>	12522035	<b>GWG-22A</b>	24577255	<b>GWG-86A</b>
10049026	<b>GWG-27A</b>	12522036	<b>GWG-79A</b>	25513134	<b>GWG-45A</b>
10049043	<b>GWG-54A</b>	12525123	<b>GWG-70A</b>	25516944	<b>GWG-45A</b>
10054510	<b>GWG-04A</b>	12527717	<b>GWG-70A</b>	25524291	<b>GWG-44A</b>
10065240	<b>GWG-06A</b>	12527759	<b>GWG-70A</b>	25525147	<b>GWG-45A</b>
10077051	<b>GWG-03A</b>	12528917	<b>GWG-82A</b>	25525690	<b>GWG-44A</b>
10077059	<b>GWG-55A</b>	12529993	<b>GWG-84A</b>	25525690	<b>GWG-77A</b>
10081980	<b>GWG-70A</b>	12532528	<b>GWG-82A</b>	25527536	<b>GWG-07A</b>
10089654	<b>GWG-47A</b>	12534417	<b>GWG-83A</b>	25527537	<b>GWG-44A</b>
10089659	<b>GWG-17A</b>	12536421	<b>GWG-44A</b>	25527539	<b>GWG-77A</b>
10106474	<b>GWG-70A</b>	12536421	<b>GWG-77A</b>	25529891	<b>GWG-44A</b>
10112691	<b>GWG-34A</b>	12536422	<b>GWG-59A</b>	52250937	<b>GWG-11A</b>
10112692	<b>GWG-23A</b>	12536422	<b>GWG-77A</b>	52273124	<b>GWG-11A</b>
10120938	<b>GWG-12A</b>	12537417	<b>GWG-77A</b>	83500807	<b>GWG-17A</b>
10120943	<b>GWG-72A</b>	12537495	<b>GWG-76A</b>	90106656	<b>GWG-11A</b>
10120944	<b>GWG-60A</b>	12537495	<b>GWG-77A</b>	90234200	<b>GWG-46A</b>
10120945	<b>GWG-04A</b>	12537829	<b>GWG-78A</b>	90325660	<b>GWG-46A</b>
10124624	<b>GWG-54A</b>	12553337	<b>GWG-84A</b>	90392900	<b>GWG-46A</b>
10126714	<b>GWG-70A</b>	12554338	<b>GWG-85A</b>	90392908	<b>GWG-11A</b>
10132880	<b>GWG-60A</b>	12566029	<b>GWG-93A</b>	94022627	<b>GWG-15A</b>
10148030	<b>GWG-62A</b>	14018745	<b>GWG-06A</b>	94109591	<b>GWG-65A</b>
10159526	<b>GWG-05A</b>	14024302	<b>GWG-04A</b>	94118501	<b>GWG-53A</b>
10174846	<b>GWG-69A</b>	14029860	<b>GWG-04A</b>	94120768	<b>GWG-38A</b>
10174858	<b>GWG-48A</b>	14029998	<b>GWG-03A</b>	94136076	<b>GWG-13A</b>
10174979	<b>GWG-51A</b>	14033195	<b>GWG-17A</b>	94202477	<b>GWG-14A</b>
10181235	<b>GWG-54A</b>	14033234	<b>GWG-04A</b>	94224894	<b>GWG-14A</b>
10181327	<b>GWG-54A</b>	14033483	<b>GWG-04A</b>	94239153	<b>GWG-19A</b>
10181369	<b>GWG-49A*</b>	14050546	<b>GWG-33A</b>	94239649	<b>GWG-38A</b>
12300305	<b>GWG-28A</b>	14054539	<b>GWG-17A</b>	94240378	<b>GWG-13A</b>
12309445	<b>GWG-28A</b>	14054555	<b>GWG-04A</b>	94636985	<b>GWG-11A</b>
12309978	<b>GWG-29A</b>	14061698	<b>GWG-33A</b>	94840082	<b>GWG-50A</b>
12321622	<b>GWG-40A</b>	14063641	<b>GWG-21A</b>	94840612	<b>GWG-50A</b>
12326453	<b>GWG-44A</b>	14069586	<b>GWG-22A</b>	94844775	<b>GWG-58A</b>
12326453	<b>GWG-77A</b>	14071866	<b>GWG-03A</b>	94847609	<b>GWG-50A</b>
12334884	<b>GWG-45A</b>	14079351	<b>GWG-03A</b>	94850703	<b>GWG-50A</b>
12336298	<b>GWG-44A</b>	14082745	<b>GWG-33A</b>	94854103	<b>GWG-71A</b>
12336298	<b>GWG-77A</b>	14085847	<b>GWG-25A</b>	94854791	<b>GWG-68A</b>
12337519	<b>GWG-26A</b>	14085852	<b>GWG-32A</b>	96051819	<b>GWG-57A</b>
12337664	<b>GWG-20A</b>	14089011	<b>GWG-51A</b>	96054298	<b>GWG-57A</b>
12338842	<b>GWG-59A</b>	14089018	<b>GWG-06A</b>	96059659	<b>GWG-64A</b>
12338842	<b>GWG-77A</b>	14094538	<b>GWG-22A</b>	96060136	<b>GWG-63A</b>
12365639	<b>GWG-84A</b>	14101304	<b>GWG-04A</b>	96062832	<b>GWG-64A</b>
12365640	<b>GWG-85A</b>	14105921	<b>GWG-17A</b>	96064376	<b>GWG-63A</b>
12395558	<b>GWG-46A</b>	14105938	<b>GWG-31A</b>	96064464	<b>GWG-63A</b>
12397649	<b>GWG-46A</b>	15633465	<b>GWG-33A</b>	96067153	<b>GWG-63A</b>

# CROSS REFERENCE

OEM → GMB		OEM → GMB		OEM → GMB	
<b><u>GENERAL MOTORS</u></b>		<b><u>HONDA</u></b>		<b><u>HONDA</u></b>	
96182871	<b>GWG-92A</b>	19110-671-405	<b>GWHO-05A</b>	19200-P75-000	<b>GWHO-40A</b>
96230587	<b>GWG-91A</b>	19110-673-325	<b>GWHO-14AP</b>	19200-P75-003	<b>GWHO-40A</b>
96352648	<b>GWG-90A</b>	19110-673-335	<b>GWHO-14AP</b>	19200-P7A-003	<b>GWHO-54A</b>
96352649	<b>GWG-87A</b>	19110-689-325	<b>GWHO-16AP</b>	19200-P8A-A02	<b>GWHO-57A</b>
96563958	<b>GWG-92A</b>	19110-689-335	<b>GWHO-16AP</b>	19200-P8A-A03	<b>GWHO-57A</b>
8982775049	<b>GWG-17A</b>	19110-689-405	<b>GWHO-16AP</b>	19200-PA0-000	<b>GWHO-07A</b>
8983500807	<b>GWG-17A</b>	19200-634-010	<b>GWHO-03A</b>	19200-PA0-010	<b>GWHO-07A</b>
2930-848-5960	<b>GWG-01A</b>	19200-634-305	<b>GWHO-03A</b>	19200-PA0-700	<b>GWHO-07A</b>
2930-V99-0029	<b>GWG-01A</b>	19200-634-335	<b>GWHO-03A</b>	19200-PA1-000	<b>GWHO-11A</b>
50940-13802	<b>GWG-88A</b>	19200-634-670	<b>GWHO-03A</b>	19200-PA1-010	<b>GWHO-11A</b>
8-10120-943-0	<b>GWG-72A</b>	19200-634-671	<b>GWHO-03A</b>	19200-PA1-02	<b>GWHO-11A</b>
8-12482-690-0	<b>GWG-72A</b>	19200-657-000	<b>GWHO-04A</b>	19200-PA1-020	<b>GWHO-11A</b>
8-12532-528-0	<b>GWG-82A</b>	19200-657-010	<b>GWHO-04A</b>	19200-PA1-030	<b>GWHO-11A</b>
90325661B	<b>GWG-89A</b>	19200-657-020	<b>GWHO-04A</b>	19200-PA1-405	<b>GWHO-11A</b>
J0948681	<b>GWG-42A</b>	19200-657-030	<b>GWHO-04A</b>	19200-PA5-000	<b>GWHO-07A</b>
J0994149	<b>GWG-42A</b>	19200-671-000	<b>GWHO-05A</b>	19200-PA5-010	<b>GWHO-07A</b>
J8132274	<b>GWG-12A</b>	19200-671-010	<b>GWHO-05A</b>	19200-PA5-700	<b>GWHO-07A</b>
JR775045	<b>GWG-12A</b>	19200-671-020	<b>GWHO-05A</b>	19200-PA6-000	<b>GWHO-08A</b>
JR775049	<b>GWG-17A</b>	19200-671-325	<b>GWHO-05A</b>	19200-PA6-010	<b>GWHO-08A</b>
		19200-671-335	<b>GWHO-05A</b>	19200-PA6-020	<b>GWHO-08A</b>
		19200-673-000	<b>GWHO-02A</b>	19200-PA6-030	<b>GWHO-08A</b>
		19200-673-010	<b>GWHO-02A</b>	19200-PAO-000	<b>GWHO-07A</b>
		19200-673-336	<b>GWHO-02A</b>	19200-PAO-010	<b>GWHO-07A</b>
		19200-679-000	<b>GWHO-18A</b>	19200-PB2-000	<b>GWHO-10A</b>
		19200-679-003	<b>GWHO-18A</b>	19200-PB2-010	<b>GWHO-10A</b>
		19200-679-013	<b>GWHO-43A</b>	19200-PB2-405	<b>GWHO-10A</b>
		19200-679-022	<b>GWHO-18A</b>	19200-PC0-000	<b>GWHO-07A</b>
		19200-679-023	<b>GWHO-18A</b>	19200-PC0-010	<b>GWHO-07A</b>
		19200-679-033	<b>GWHO-18A</b>	19200-PC0-405	<b>GWHO-07A</b>
		19200-679-043	<b>GWHO-18A</b>	19200-PC1-000	<b>GWHO-08A</b>
		19200-679-053	<b>GWHO-18A</b>	19200-PC1-010	<b>GWHO-08A</b>
		19200-689-000	<b>GWHO-06A</b>	19200-PC1-030	<b>GWHO-08A</b>
		19200-689-003	<b>GWHO-06A</b>	19200-PC1-080	<b>GWHO-08A</b>
		19200-689-010	<b>GWHO-06A</b>	19200-PC1-405	<b>GWHO-08A</b>
		19200-689-020	<b>GWHO-06A</b>	19200-PC6-000	<b>GWHO-21A</b>
		19200-689-030	<b>GWHO-10A</b>	19200-PC6-010	<b>GWHO-21A</b>
		19200-689-040	<b>GWHO-10A</b>	19200-PD2-000	<b>GWHO-21A</b>
		19200-689-325	<b>GWHO-10A</b>	19200-PD2-405	<b>GWHO-21A</b>
		19200-689-335	<b>GWHO-10A</b>	19200-PD2-415	<b>GWHO-21A</b>
		19200-9D6-000	<b>GWHO-21A</b>	19200-PD2-660	<b>GWHO-21A</b>
		19200-9E0-010	<b>GWHO-22A</b>	19200-PD6-000	<b>GWHO-21A</b>
		19200-P01-003	<b>GWHO-26A</b>	19200-PD6-405	<b>GWHO-21A</b>
		19200-P01-004	<b>GWHO-26A</b>	19200-PD6-415	<b>GWHO-21A</b>
		19200-P08-003	<b>GWHO-32A</b>	19200-PD6-660	<b>GWHO-21A</b>
		19200-P08-004	<b>GWHO-32A</b>	19200-PE0-010	<b>GWHO-22A</b>
		19200-P0A-003	<b>GWHO-28A</b>	19200-PE0-415	<b>GWHO-22A</b>
		19200-P0A-032	<b>GWHO-28A</b>	19200-PE0-510	<b>GWHO-37A</b>
		19200-P0B-A01	<b>GWHO-28A</b>	19200-PE0-515	<b>GWHO-37A</b>
		19200-P0G-A01	<b>GWHO-25A</b>	19200-PE0-660	<b>GWHO-37A</b>
		19200-P10-A02	<b>GWHO-26A</b>	19200-PE8-405	<b>GWHO-07A</b>
		19200-P13-000	<b>GWHO-33A</b>	19200-PE8-600	<b>GWHO-07A</b>
		19200-P13-013	<b>GWHO-33A</b>	19200-PE9-003	<b>GWHO-18A</b>
		19200-P14-A00	<b>GWHO-34A</b>	19200-PE9-013	<b>GWHO-18A</b>
		19200-P14-A01	<b>GWHO-34A</b>	19200-PE9-305	<b>GWHO-43A</b>
		19200-P1R-003	<b>GWHO-44A</b>	19200-PE9-405	<b>GWHO-18A</b>
		19200-P2A-003	<b>GWHO-39A</b>	19200-PEO-010	<b>GWHO-22A</b>
		19200-P2A-004	<b>GWHO-39A</b>	19200-PG6-000	<b>GWHO-24A</b>
		19200-P2A-A01	<b>GWHO-39A</b>	19200-PG6-405	<b>GWHO-24A</b>
		19200-P2J-005	<b>GWHO-49A</b>	19200-PG6-415	<b>GWHO-24A</b>
		19200-P30-003	<b>GWHO-56A</b>	19200-PG6-415A	<b>GWHO-24A</b>
		19200-P36-000	<b>GWHO-41A</b>	19200-PH1-000	<b>GWHO-23A</b>
		19200-P72-013	<b>GWHO-46A</b>	19200-PH1-020	<b>GWHO-23A</b>
<b><u>HOLDEN</u></b>					
2808367	<b>GWHD-03A</b>				
2824553	<b>GWHD-04/05A</b>				
9943171	<b>GWHD-01A</b>				
90106599	<b>GWHD-09A</b>				
92008364	<b>GWHD-02A</b>				
92008365	<b>GWHD-03A</b>				
92009639	<b>GWHD-04/05A</b>				
92014082	<b>GWHD-06A</b>				
92014563	<b>GWHD-07A</b>				
95043935	<b>GWHD-10A</b>				
2101042L00	<b>GWHD-08A</b>				
2101058S00	<b>GWHD-08A</b>				
M38239	<b>GWHD-04/05A</b>				
<b><u>HONDA</u></b>					
19110 689 335	<b>GWHO-16AP</b>				
19110-634-305	<b>GWHO-01AP</b>				
19110-634-315	<b>GWHO-01AP</b>				
19110-634-325	<b>GWHO-13AP</b>				
19110-634-335	<b>GWHO-13AP</b>				
19110-634-365	<b>GWHO-13AP</b>				
19110-634-375	<b>GWHO-13AP</b>				
19110-634-405	<b>GWHO-03A</b>				
19110-657-000	<b>GWHO-02A</b>				
19110-657-010	<b>GWHO-02A</b>				
19110-657-020	<b>GWHO-03A</b>				
19110-657-030	<b>GWHO-03A</b>				
19110-657-325	<b>GWHO-15AP</b>				
19110-657-332	<b>GWHO-04A</b>				
19110-657-335	<b>GWHO-15AP</b>				
19110-657-375	<b>GWHO-15AP</b>				
19110-657-405	<b>GWHO-04A</b>				
19110-671-010	<b>GWHO-05A</b>				
19110-671-020	<b>GWHO-05A</b>				
19110-671-325	<b>GWHO-12AP</b>				
19110-671-335	<b>GWHO-12AP</b>				
19110-671-355	<b>GWHO-12AP</b>				

# CROSS REFERENCE

OEM → GMB		OEM → GMB		OEM → GMB	
<b><u>HONDA</u></b>		<b><u>HONDA</u></b>		<b><u>ISUZU</u></b>	
19200-PH1-405	<b>GWHO-23A</b>	19210-PH9-305	<b>GWHO-31A</b>	5-13610-170-1	<b>GWIS-43A</b>
19200-PH1-505	<b>GWHO-23A</b>	19210-PK2-305	<b>GWHO-29A</b>	5-13610-170-2	<b>GWIS-43A</b>
19200-PH1-515	<b>GWHO-23A</b>	19210-PZ3-000	<b>GWHO-41A</b>	5-13610-170-3	<b>GWIS-43A</b>
19200-PH3-000	<b>GWHO-30A</b>	19210-RGA-000	<b>GWHO-58A</b>	5-13610-170-Z	<b>GWIS-43A</b>
19200-PH3-000A	<b>GWHO-30A</b>	19210-RGA-010	<b>GWHO-58A</b>	5-13610-172-0	<b>GWIS-23A</b>
19200-PH3-003	<b>GWHO-30A</b>	19210-RGA-J00	<b>GWHO-58A</b>	5-13610-172-1	<b>GWIS-23A</b>
19200-PH3-010	<b>GWHO-30A</b>	19210-RGA-J10	<b>GWHO-58A</b>	5-13610-174-0	<b>GWIS-20A</b>
19200-PH3-505	<b>GWHO-30A</b>			5-13610-174-1	<b>GWIS-20A</b>
19200-PH7-000	<b>GWHO-25A</b>			5-13610-178-0	<b>GWIS-23A</b>
19200-PH7-003	<b>GWHO-25A</b>			5-13610-179-0	<b>GWIS-10A</b>
19200-PH9-003	<b>GWHO-31A</b>			5-13610-184-0	<b>GWIS-37A</b>
19200-PH9-405	<b>GWHO-31A</b>			5-13610-184-1	<b>GWIS-37A</b>
19200-PK2-000	<b>GWHO-29A</b>			5-13610-187-0	<b>GWIS-16A</b>
19200-PK2-505	<b>GWHO-29A</b>			5-13610-417-0	<b>GWIS-10A</b>
19200-PLA-003	<b>GWHO-55A</b>			5-13616-169-0	<b>GWIS-43A</b>
19200-PLM-A01	<b>GWHO-48A</b>			5-13616-169-Z	<b>GWIS-43A</b>
19200-PM3-000	<b>GWHO-26A</b>			5-13616-184-0	<b>GWIS-37A</b>
19200-PM3-003	<b>GWHO-26A</b>			5-86003-637-0	<b>GWIS-39A</b>
19200-PM3-004	<b>GWHO-26A</b>			5-86003-637-1	<b>GWIS-39A</b>
19200-PM3-013	<b>GWHO-26A</b>			5-86003-638-0	<b>GWIS-39A</b>
19200-PM3-014	<b>GWHO-26A</b>			5-86003-639-0	<b>GWIS-40A</b>
19200-PN3-013	<b>GWHO-42A</b>			5-86003-639-1	<b>GWIS-40A</b>
19200-PNA-003	<b>GWHO-52A</b>			5-86003-640-0	<b>GWIS-40A</b>
19200-PO1-003	<b>GWHO-26A</b>			5-86008-904-0	<b>GWIS-38A</b>
19200-PO1-004	<b>GWHO-26A</b>			5-86008-904-1	<b>GWIS-38A</b>
19200-PO8-003	<b>GWHO-32A</b>			5-86008-905-0	<b>GWIS-38A</b>
19200-PO8-004	<b>GWHO-32A</b>			5-86103-073-0	<b>GWIS-41A</b>
19200-PO8-A01	<b>GWHO-32A</b>			5-86103-073-1	<b>GWIS-41A</b>
19200-POA-003	<b>GWHO-28A</b>			5-94376-864-0	<b>GWIS-10A</b>
19200-POA-032	<b>GWHO-28A</b>			7-94140-341-2	<b>GWIS-25A</b>
19200-POB-A01	<b>GWHO-28A</b>			8-64332-637-0	<b>GWIS-22A</b>
19200-POG-A01	<b>GWHO-25A</b>			8-64332-638-0	<b>GWIS-31A</b>
19200-PR3-003	<b>GWHO-56A</b>			8-940120-768-0	<b>GWIS-20A</b>
19200-PR4-003	<b>GWHO-27A</b>			8-94021-773-0	<b>GWIS-22A</b>
19200-PR4-013	<b>GWHO-27A</b>			8-94104-755-1	<b>GWIS-23A</b>
19200-PRB-A01	<b>GWHO-51A</b>			8-94109-591-0	<b>GWIS-30A</b>
19200-PT0-000	<b>GWHO-28A</b>			8-94109-591-1	<b>GWIS-30A</b>
19200-PT0-003	<b>GWHO-28A</b>			8-94115-065-0	<b>GWIS-29A</b>
19200-PT0-004	<b>GWHO-28A</b>			8-94118-353-0	<b>GWIS-28A</b>
19200-PT0-013	<b>GWHO-28A</b>			8-94118-501-0	<b>GWIS-28A</b>
19200-PTO-003	<b>GWHO-28A</b>			8-94118-501-1	<b>GWIS-28A</b>
19200-PTO-013	<b>GWHO-28A</b>			8-94120768-0	<b>GWIS-20A</b>
19200-PV0-003	<b>GWHO-44A</b>			8-94120-768-0	<b>GWIS-20A</b>
19200-PWA-003	<b>GWHO-47A</b>			8-94120-768-1	<b>GWIS-20A</b>
19200-PY3-000	<b>GWHO-35A</b>			8-94129-554-0	<b>GWIS-35A</b>
19200-PY3-010	<b>GWHO-35A</b>			8-94129-554-1	<b>GWIS-35A</b>
19200-PY3-A00	<b>GWHO-36A</b>			8-94136-076-0	<b>GWIS-19A</b>
19200-PZ3-000	<b>GWHO-41A</b>			8-94136-167-0	<b>GWIS-19A</b>
19200-RAA-A01	<b>GWHO-50A</b>			8-94136-380-0	<b>GWIS-19A</b>
19200-RBB-003	<b>GWHO-50A</b>			8-94140-341-1	<b>GWIS-25A</b>
19200-RBB-013	<b>GWHO-50A</b>			8-94140-341-2	<b>GWIS-25A</b>
19200-RCA-A01	<b>GWHO-53A</b>			8-94146-326-0	<b>GWIS-22A</b>
19200-RDM-A01	<b>GWHO-53A</b>			8-94146-326-1	<b>GWIS-22A</b>
19200-RFE-003	<b>GWHO-50A</b>			8-94155-065-0	<b>GWIS-29A</b>
19210-PD6-305	<b>GWHO-21A</b>			8-94174-226-1	<b>GWIS-31A</b>
19210-PD6-515	<b>GWHO-21A</b>			8-94174-226-2	<b>GWIS-31A</b>
19210-PE8-305	<b>GWHO-07A</b>			8-94174-226-3	<b>GWIS-31A</b>
19210-PFB-003	<b>GWHO-45A</b>			8-94176-989-0	<b>GWIS-16A</b>
19210-PH1-305	<b>GWHO-23A</b>			8-94176-989-1	<b>GWIS-16A</b>
19210-PH1-505	<b>GWHO-23A</b>			8-94176-989-2	<b>GWIS-16A</b>
19210-PH1-515	<b>GWHO-23A</b>			8-94202-477-0	<b>GWIS-01A</b>
19210-PH3-305	<b>GWHO-30A</b>			8-94202-477-1	<b>GWIS-01A</b>
<b><u>IHC</u></b>		<b><u>ISUZU</u></b>			
		270918-C93	<b>GWIH-01A</b>		
		2930-073-3473	<b>GWIH-01A</b>		
		463365-C91	<b>GWIH-01A</b>		
		861236-R92	<b>GWIH-01A</b>		
		14109591	<b>GWIS-30A</b>		
		94331664	<b>GWIS-33A</b>		
		97012298	<b>GWIS-01A</b>		
		97031472	<b>GWIS-33A</b>		
		97360200	<b>GWIS-32A</b>		
		9136103191	<b>GWIS-13A</b>		
		1-21650-062-0	<b>GWIS-21F</b>		
		1-21650-159-0	<b>GWIS-21F</b>		
		5-13161-012-1	<b>GWIS-15A</b>		
		5-13610-009-0	<b>GWIS-17A</b>		
		5-13610-012-0	<b>GWIS-15A</b>		
		5-13610-012-1	<b>GWIS-15A</b>		
		5-13610-012-2	<b>GWIS-15A</b>		
		5-13610-012-3	<b>GWIS-15A</b>		
		5-13610-038-0	<b>GWIS-10A</b>		
		5-13610-038-1	<b>GWIS-10A</b>		
		5-13610-038-2	<b>GWIS-10A</b>		
		5-13610-038-3	<b>GWIS-10A</b>		
		5-13610-041-2	<b>GWIS-17A</b>		
		5-13610-041-3	<b>GWIS-17A</b>		
		5-13610-041-4	<b>GWIS-17A</b>		
		5-13610-041-5	<b>GWIS-17A</b>		
		5-13610-047-0	<b>GWIS-43A</b>		
		5-13610-047-Z	<b>GWIS-43A</b>		
		5-13610-057-0	<b>GWIS-43A</b>		
		5-13610-057-Z	<b>GWIS-43A</b>		
		5-13610-077-2	<b>GWIS-43A</b>		
		5-13610-077-Z	<b>GWIS-43A</b>		
		5-13610-105-0	<b>GWIS-14A</b>		
		5-13610-105-1	<b>GWIS-14A</b>		
		5-13610-124-0	<b>GWIS-20A</b>		
		5-13610-124-1	<b>GWIS-20A</b>		
		5-13610-150-0	<b>GWIS-16A</b>		
		5-13610-150-1	<b>GWIS-16A</b>		
		5-13610-150-2	<b>GWIS-16A</b>		
		5-13610-163-0	<b>GWIS-43A</b>		
		5-13610-163-Z	<b>GWIS-43A</b>		
		5-13610-169-1	<b>GWIS-43A</b>		
		5-13610-169-2	<b>GWIS-43A</b>		
		5-13610-169-3	<b>GWIS-43A</b>		
		5-13610-169-4	<b>GWIS-43A</b>		
		5-13610-169-Z	<b>GWIS-43A</b>		
		5-13610-170-0	<b>GWIS-43A</b>		



# CROSS REFERENCE

OEM → GMB		OEM → GMB		OEM → GMB	
<b><u>ISUZU</u></b>		<b><u>ISUZU</u></b>		<b><u>ISUZU</u></b>	
8-94224-456-0	<b>GWIS-19A</b>	8-94461-173-0	<b>GWIS-25A</b>	9-13610-279-0	<b>GWIS-13A</b>
8-94224-894-0	<b>GWIS-01A</b>	8-94471-469-0	<b>GWIS-36A</b>	9-13610-318-0	<b>GWIS-13A</b>
8-94224-894-1	<b>GWIS-01A</b>	8-94471-470-0	<b>GWIS-36A</b>	9-13610-319-1	<b>GWIS-13A</b>
8-94232-082-1	<b>GWIS-26A</b>	8-94483-167-0	<b>GWIS-43A</b>	9-13610-319-2	<b>GWIS-13A</b>
8-94232-082-2	<b>GWIS-26A</b>	8-94483-167-1	<b>GWIS-43A</b>	9-13610-319-3	<b>GWIS-13A</b>
8-94232-347-0	<b>GWIS-19F</b>	8-94483-167-Z	<b>GWIS-43A</b>	9-13610-323-0	<b>GWIS-10A</b>
8-94239-649-0	<b>GWIS-20A</b>	8-97001-775-0	<b>GWIS-29A</b>	9-13610-325-0	<b>GWIS-43A</b>
8-94239-851-0	<b>GWIS-37A</b>	8-97010-200-0	<b>GWIS-19A</b>	9-13610-325-Z	<b>GWIS-43A</b>
8-94240-089-0	<b>GWIS-19A</b>	8-97010-201-0	<b>GWIS-28A</b>	9-13610-394-0	<b>GWIS-43A</b>
8-94240-378-0	<b>GWIS-19A</b>	8-97010-772-0	<b>GWIS-37A</b>	9-13610-394-Z	<b>GWIS-43A</b>
8-94241-525-0	<b>GWIS-23A</b>	8-97012-298-0	<b>GWIS-01A</b>	9-13610-417-0	<b>GWIS-10A</b>
8-94244-409-0	<b>GWIS-20F</b>	8-97012-773-0	<b>GWIS-22A</b>	9-13610-423-0	<b>GWIS-14A</b>
8-94251-251-0	<b>GWIS-20A</b>	8-97018-560-0	<b>GWIS-25A</b>	9-13610-423-1	<b>GWIS-14A</b>
8-94310-025-0	<b>GWIS-25A</b>	8-97021-171-0	<b>GWIS-35A</b>	9-13610-605-0	<b>GWIS-10A</b>
8-94310-251-0	<b>GWIS-25A</b>	8-97021-171-1	<b>GWIS-35A</b>	9-13611-094-0	<b>GWIS-13A</b>
8-94332-637-0	<b>GWIS-22A</b>	8-97021-171-2	<b>GWIS-35A</b>	9-13617-605-0	<b>GWIS-10A</b>
8-94332-637-1	<b>GWIS-22A</b>	8-97021-772-0	<b>GWIS-37A</b>	9-13617-608-0	<b>GWIS-15A</b>
8-94332-638-0	<b>GWIS-31A</b>	8-97021-773-0	<b>GWIS-22A</b>	9-13617-635-0	<b>GWIS-10A</b>
8-94332-638-1	<b>GWIS-31A</b>	8-97021-774-0	<b>GWIS-31A</b>	9-13617-636-0	<b>GWIS-17A</b>
8-94332-638-2	<b>GWIS-31A</b>	8-97021-774-1	<b>GWIS-31A</b>	9-13617-636-2	<b>GWIS-17A</b>
8-94332-920-0	<b>GWIS-26A</b>	8-97021-775-0	<b>GWIS-29A</b>	9-13617-637-1	<b>GWIS-14A</b>
8-94332-922-0	<b>GWIS-29A</b>	8-97028-595-0	<b>GWIS-43A</b>	9-13617-801-0	<b>GWIS-17A</b>
8-94332-922-1	<b>GWIS-29A</b>	8-97028-595-Z	<b>GWIS-43A</b>	9-94224-093-5	<b>GWIS-01A</b>
8-94372-119-0	<b>GWIS-35A</b>	8-97031-472-0	<b>GWIS-33A</b>	9-94224-894-0	<b>GWIS-01A</b>
8-94376-832-0	<b>GWIS-10A</b>	8-97031-473-0	<b>GWIS-32A</b>	T.K.4576	<b>GWIS-27A</b>
8-94376-837-0	<b>GWIS-20A</b>	8-97037-966-0	<b>GWIS-25A</b>		
8-94376-843-0	<b>GWIS-16A</b>	8-97061-280-0	<b>GWIS-34A</b>		
8-94376-843-1	<b>GWIS-16A</b>	8-97061-280-1	<b>GWIS-34A</b>		
8-94376-844-0	<b>GWIS-25A</b>	8-97062-796-0	<b>GWIS-25A</b>		
8-94376-846-0	<b>GWIS-22A</b>	8-97062-796-4	<b>GWIS-25A</b>		
8-94376-847-0	<b>GWIS-31A</b>	8-97073-951-0	<b>GWIS-42A</b>		
8-94376-848-0	<b>GWIS-26A</b>	8-97073-951-2	<b>GWIS-42A</b>		
8-94376-850-0	<b>GWIS-29A</b>	8-97073-951-Z	<b>GWIS-42A</b>		
8-94376-850-1	<b>GWIS-29A</b>	8-97081-623-0	<b>GWIS-31A</b>		
8-94376-851-0	<b>GWIS-25A</b>	8-97081-623-1	<b>GWIS-31A</b>		
8-94376-853-0	<b>GWIS-35A</b>	8-97081-624-0	<b>GWIS-22A</b>		
8-94376-854-0	<b>GWIS-37A</b>	8-97081-624-1	<b>GWIS-22A</b>		
8-94376-857-0	<b>GWIS-37A</b>	8-97084-505-0	<b>GWIS-29A</b>		
8-94376-858-0	<b>GWIS-23A</b>	8-97100-852-0	<b>GWIS-29A</b>		
8-94376-863-0	<b>GWIS-43A</b>	8-97105-012-0	<b>GWIS-45A</b>		
8-94376-863-1	<b>GWIS-43A</b>	8-97105-012-1	<b>GWIS-45A</b>		
8-94376-863-Z	<b>GWIS-43A</b>	8-97109-676-0	<b>GWIS-42A</b>		
8-94376-864-0	<b>GWIS-13A</b>	8-97109-676-1	<b>GWIS-42A</b>		
8-94376-865-0	<b>GWIS-17A</b>	8-97109-676-Z	<b>GWIS-42A</b>		
8-94376-866-0	<b>GWIS-30A</b>	8-97123-330-0	<b>GWIS-25A</b>		
8-94379-472-0	<b>GWIS-25A</b>	8-97125-975-0	<b>GWIS-34A</b>		
8-94379-924-0	<b>GWIS-35A</b>	8-97125-975-1	<b>GWIS-34A</b>		
8-94387-613-0	<b>GWIS-36A</b>	8-97167-554-0	<b>GWIS-44A</b>		
8-94411-901-1	<b>GWIS-36A</b>	8-97167-554-1	<b>GWIS-44A</b>		
8-94415-090-1	<b>GWIS-36A</b>	8-97167-554-Z	<b>GWIS-44A</b>		
8-94419-461-0	<b>GWIS-25A</b>	8-972105-012-Z	<b>GWIS-45A</b>		
8-94419-461-1	<b>GWIS-25A</b>	8-97360-200-0	<b>GWIS-32A</b>		
8-94419-461-2	<b>GWIS-25A</b>	8-97372-119-0	<b>GWIS-35A</b>		
8-94439-850-0	<b>GWIS-35A</b>	8-97942-972-0	<b>GWIS-46A</b>		
8-94439-850-1	<b>GWIS-35A</b>	8-97942-209-0	<b>GWIS-46A</b>		
8-94439-850-2	<b>GWIS-35A</b>	9-13610-105-0	<b>GWIS-14A</b>		
8-94439-851-0	<b>GWIS-37A</b>	9-13610-122-0	<b>GWIS-13A</b>		
8-94439-851-1	<b>GWIS-37A</b>	9-13610-149-0	<b>GWIS-13A</b>		
8-94439-851-2	<b>GWIS-37A</b>	9-13610-164-0	<b>GWIS-13A</b>		
8-94439-875-0	<b>GWIS-37A</b>	9-13610-179-0	<b>GWIS-10A</b>		
8-94439-875-1	<b>GWIS-37A</b>	9-13610-265-0	<b>GWIS-10A</b>		
8-94441-846-0	<b>GWIS-23A</b>	9-13610-273-0	<b>GWIS-13A</b>		
				<b><u>MAZDA</u></b>	
				0222-15-010	<b>GWMZ-01A</b>
				0222-15-010C	<b>GWMZ-01A</b>
				0222-15-010D	<b>GWMZ-01A</b>
				0257-15-010	<b>GWMZ-07A</b>
				0259-15-010	<b>GWMZ-07A</b>
				0259-15-010A	<b>GWMZ-07A</b>
				0259-15-010C	<b>GWMZ-08A</b>
				0259-15-020	<b>GWMZ-07A</b>
				0290-15-010	<b>GWMZ-34A</b>
				0290-15-010A	<b>GWMZ-34A</b>
				0305-15-010	<b>GWMZ-02A</b>
				0305-15-010D	<b>GWMZ-02A</b>
				0305-15-010E	<b>GWMZ-02A</b>
				0305-99-151	<b>GWMZ-02A</b>
				0324-15-010	<b>GWMZ-03A</b>
				0324-15-010A	<b>GWMZ-03A</b>
				0324-15-010B	<b>GWMZ-03A</b>
				0324-15-010C	<b>GWMZ-03A</b>
				0324-15-010D	<b>GWMZ-03A</b>
				0324-15-010E	<b>GWMZ-03A</b>
				0324-15-131	<b>GWMZ-03A</b>
				0324-15-140A	<b>GWMZ-03A</b>
				0324-15-151A	<b>GWMZ-03A</b>
				0324-99-151	<b>GWMZ-03A</b>
				0324-99-151A	<b>GWMZ-03A</b>
				0381-15-010	<b>GWMZ-10A</b>
				0381-15-010A	<b>GWMZ-10A</b>
				0381-15-010B	<b>GWMZ-10A</b>
				0381-99-151	<b>GWMZ-10A</b>
				0381-99-151A	<b>GWMZ-10A</b>
				0552-15-010	<b>GWMZ-14A</b>
				0552-15-010G	<b>GWMZ-14A</b>
				0552-15-010H	<b>GWMZ-14A</b>

# CROSS REFERENCE

OEM → GMB		OEM → GMB		OEM → GMB	
<b><u>MAZDA</u></b>		<b><u>MAZDA</u></b>		<b><u>MAZDA</u></b>	
0552-15B-010	<b>GWMZ-14A</b>	1A12-15-010B	<b>GWMZ-61A*</b>	8ABB-15-010A	<b>GWMZ-39A</b>
0559-15-010	<b>GWMZ-13A*</b>	1A12-15-010C	<b>GWMZ-61A*</b>	8ABB-15-010AA	<b>GWMZ-39A</b>
0636-15-010	<b>GWMZ-13A*</b>	1A13-15-010B	<b>GWMZ-62A*</b>	8ABS-15-010	<b>GWMZ-35A</b>
0636-15-100	<b>GWMZ-13A*</b>	1A13-15-010C	<b>GWMZ-62A*</b>	8AD2-15-010	<b>GWMZ-31A</b>
0706-15-010	<b>GWMZ-08A</b>	1A14-15-010	<b>GWMZ-67AH</b>	8AD2-15-010A	<b>GWMZ-31A</b>
0706-15-010C	<b>GWMZ-08A</b>	1A14-15-010	<b>GWMZ-67A*</b>	8AE2-15-010	<b>GWMZ-42A</b>
0706-15-010D	<b>GWMZ-08A</b>	1A14-15-010A	<b>GWMZ-67AH</b>	8AE2-15-010A	<b>GWMZ-42A</b>
0706-15-010G	<b>GWMZ-08A</b>	1A14-15-010A	<b>GWMZ-67A*</b>	8AG1-15-010	<b>GWMZ-29A</b>
0727-15-100C	<b>GWMZ-27A</b>	1A14-15-010B	<b>GWMZ-67AH</b>	8AG1-15-010A	<b>GWMZ-29A</b>
0750-15-010	<b>GWMZ-13A*</b>	1A14-15-010B	<b>GWMZ-67A*</b>	8AG1-15-010B	<b>GWMZ-29A</b>
0750-15-010C	<b>GWMZ-13A*</b>	1A15-15-010	<b>GWMZ-68AH</b>	8AG2-15-010	<b>GWMZ-56A</b>
0750-15-100	<b>GWMZ-13A*</b>	1A15-15-010	<b>GWMZ-68A*</b>	8AG2-15-010A	<b>GWMZ-56A</b>
0777-15-010	<b>GWMZ-07A</b>	1A15-15-010A	<b>GWMZ-68AH</b>	8AG2-15-010B	<b>GWMZ-56A</b>
0777-15-010B	<b>GWMZ-07A</b>	1A15-15-010A	<b>GWMZ-68A*</b>	8AG2-15-010C	<b>GWMZ-56A</b>
0FE1H-15-010G	<b>GWMZ-32A</b>	1A15-15-010B	<b>GWMZ-68AH</b>	8AG2-15-100	<b>GWMZ-30A*</b>
0FE1H-15-010H	<b>GWMZ-32A</b>	1A15-15-010B	<b>GWMZ-68A*</b>	8AG2-15-100C	<b>GWMZ-30A*</b>
0K590-15-010	<b>GWMZ-28A</b>	1A61-15-010B	<b>GWMZ-60A*</b>	8AG3-15-010	<b>GWMZ-25A</b>
0K710-15-010	<b>GWMZ-30A*</b>	1N00-15-010	<b>GWMZ-46A</b>	8AG6-15-010	<b>GWMZ-30A*</b>
0K756-15-010	<b>GWMZ-28A</b>	1N05-15-010	<b>GWMZ-46A</b>	8AG6-15-010A	<b>GWMZ-30A*</b>
0K900-15-010	<b>GWMZ-25A</b>	3299-15-010	<b>GWMZ-24A</b>	8AG7-15-010	<b>GWMZ-25A</b>
0K900-15-010G	<b>GWMZ-25A</b>	3648-15-130	<b>GWMZ-18A*</b>	8AG7-15-010A	<b>GWMZ-25A</b>
0K917-15-010	<b>GWMZ-25A</b>	3648-15-130A	<b>GWMZ-18A*</b>	8AG7-15-010B	<b>GWMZ-25A</b>
0K930-15-010A	<b>GWMZ-31A</b>	3648-15-130B	<b>GWMZ-18A*</b>	8AG8-15-010	<b>GWMZ-69A</b>
0K937-15-010	<b>GWMZ-35A</b>	3648-15-130C	<b>GWMZ-18A*</b>	8AG9-15-010	<b>GWMZ-41A</b>
1345-15-010	<b>GWMZ-23A</b>	3648-15-130D	<b>GWMZ-18A*</b>	8AG9-15-010A	<b>GWMZ-41A</b>
1345-15-010A	<b>GWMZ-26A</b>	3648-15-130E	<b>GWMZ-18A*</b>	8AGA-15-010	<b>GWMZ-50A</b>
1345-99-151	<b>GWMZ-23A</b>	3648-15-130F	<b>GWMZ-18A*</b>	8AH2-15-010	<b>GWMZ-32A</b>
1361-15-010	<b>GWMZ-13A*</b>	3648-15-130G	<b>GWMZ-18A*</b>	8AH2-15-010A	<b>GWMZ-32A</b>
1361-15-100	<b>GWMZ-13A*</b>	4892-15-010	<b>GWMZ-13A*</b>	8AH2-15-010B	<b>GWMZ-32A</b>
1363-15-010	<b>GWMZ-13A*</b>	4892-15-010F	<b>GWMZ-13A*</b>	8AH3 15 010EA	<b>GWMZ-36A</b>
1363-15-010A	<b>GWMZ-13A*</b>	81BB-15-010A	<b>GWMZ-39A</b>	8AH3-15-010	<b>GWMZ-36A</b>
1363-15-010B	<b>GWMZ-13A*</b>	8363-15-010	<b>GWMZ-13A*</b>	8AH3-15-010A	<b>GWMZ-36A</b>
1363-15-100	<b>GWMZ-13A*</b>	8553-15-010A	<b>GWMZ-18A*</b>	8AH3-15-010B	<b>GWMZ-36A</b>
1363-15-100A	<b>GWMZ-13A*</b>	8553-15-010B	<b>GWMZ-18A*</b>	8AH3-15-010C	<b>GWMZ-36A</b>
1363-99-153	<b>GWMZ-13A*</b>	8553-15-010C	<b>GWMZ-18A*</b>	8AH3-15-010E	<b>GWMZ-36A</b>
1456-15-010	<b>GWMZ-28A</b>	8553-15-010D	<b>GWMZ-18A*</b>	8AH3-15-010EA	<b>GWMZ-36A</b>
1757-15-010	<b>GWMZ-18A*</b>	8553-15-010E	<b>GWMZ-18A*</b>	8AH4-15-010	<b>GWMZ-32A</b>
1757-15-010B	<b>GWMZ-18A*</b>	8553-15-010F	<b>GWMZ-18A*</b>	8AH7-15-010	<b>GWMZ-53A</b>
1757-15-010C	<b>GWMZ-18A*</b>	8872-15-010	<b>GWMZ-18A*</b>	8AK1-15-010	<b>GWMZ-32A</b>
1757-15-010E	<b>GWMZ-18A*</b>	8872-15-010A	<b>GWMZ-18A*</b>	8AK1-15-010A	<b>GWMZ-32A</b>
1757-15-130B	<b>GWMZ-18A*</b>	8872-15-010B	<b>GWMZ-18A*</b>	8AK1-15-010B	<b>GWMZ-32A</b>
1757-15-130C	<b>GWMZ-18A*</b>	8872-15-010C	<b>GWMZ-18A*</b>	8AK2-15-010	<b>GWMZ-43A</b>
1757-15-130D	<b>GWMZ-18A*</b>	8872-15-010D	<b>GWMZ-18A*</b>	8AL1-15-010	<b>GWMZ-38A</b>
1757-15-130E	<b>GWMZ-18A*</b>	8872-15-010E	<b>GWMZ-18A*</b>	8AL1-15-010A	<b>GWMZ-38A</b>
1757-15-920	<b>GWMZ-18A*</b>	8872-15-010F	<b>GWMZ-18A*</b>	8AL1-15-010B	<b>GWMZ-38A</b>
1757-15-920A	<b>GWMZ-18A*</b>	8872-15-010G	<b>GWMZ-18A*</b>	8AL2-15-010	<b>GWMZ-36A</b>
1757-15-920B	<b>GWMZ-18A*</b>	8AB1-15-010	<b>GWMZ-21A*</b>	8AL4-15-010	<b>GWMZ-48A</b>
1757-23-920	<b>GWMZ-18A*</b>	8AB2-15-010	<b>GWMZ-21A*</b>	8AL4-15-010A	<b>GWMZ-48A</b>
1757-23-920A	<b>GWMZ-18A*</b>	8AB3-15-010	<b>GWMZ-31A</b>	8AL4-15-100	<b>GWMZ-49A</b>
1757-23-920B	<b>GWMZ-18A*</b>	8AB3-15-010A	<b>GWMZ-31A</b>	8ALA-15-010	<b>GWMZ-49A</b>
1757-23-920G	<b>GWMZ-18A*</b>	8AB3-16-010	<b>GWMZ-31A</b>	8ALA-15-100	<b>GWMZ-49A</b>
1757-23-925	<b>GWMZ-18A*</b>	8AB4-15-010	<b>GWMZ-31A</b>	8ALA-15-100A	<b>GWMZ-49A</b>
1757-23-925B	<b>GWMZ-18A*</b>	8AB5-15-010	<b>GWMZ-35A</b>	8AS4-15-010	<b>GWMZ-03A</b>
1757-23-925E	<b>GWMZ-18A*</b>	8AB5-15-010A	<b>GWMZ-35A</b>	8AS4-15-010A	<b>GWMZ-03A</b>
1757-23-925F	<b>GWMZ-18A*</b>	8AB6-15-010	<b>GWMZ-51A</b>	8AW1-15-100	<b>GWMZ-22A</b>
1757-99-153A	<b>GWMZ-18A*</b>	8AB6-15-010A	<b>GWMZ-51A</b>	8AW1-15-100A	<b>GWMZ-22A</b>
1A00-15-010	<b>GWMZ-65A</b>	8AB7-15-010	<b>GWMZ-31A</b>	8AW3-15-100	<b>GWMZ-22A</b>
1A01-15-010A	<b>GWMZ-59A*</b>	8AB8-15-010	<b>GWMZ-35A</b>	8AW3-15-100A	<b>GWMZ-22A</b>
1A02-15-010A	<b>GWMZ-59A*</b>	8AB8-15-010A	<b>GWMZ-35A</b>	8AW4-15-100	<b>GWMZ-40A*</b>
1A04-15-010	<b>GWMZ-66A</b>	8AB9-15-010	<b>GWMZ-51A</b>	8AW4-15-100A	<b>GWMZ-40A*</b>
1A05-15-010A	<b>GWMZ-60A*</b>	8AB9-15-010A	<b>GWMZ-51A</b>	8AW5-15-100	<b>GWMZ-52A</b>
1A09-15-010D	<b>GWMZ-63A*</b>	8ABB-15-010	<b>GWMZ-39A</b>	8AWA-15-100A	<b>GWMZ-52A</b>



# CROSS REFERENCE

OEM → GMB		OEM → GMB		OEM → GMB	
<b><u>MITSUBISHI</u></b>		<b><u>MITSUBISHI</u></b>		<b><u>NISSAN</u></b>	
MD974649	GWM-77A	MD997616	GWM-37A	21010-01T00	GWN-38A
MD974899	GWM-70A	MD-997616	GWM-37A	21010-01T25	GWN-38A
MD975644	GWM-81A	MD997616A	GWM-37A	21010-01T26	GWN-38A
MD975913	GWM-81A	MD997618	GWM-39A	21010-01T27	GWN-38A
MD976943	GWM-80A	MD997619	GWM-46A	21010-01T85	GWN-38A
MD977025	GWM-73A	MD997619A	GWM-19A	21010-01T87	GWN-38A
MD977311	GWM-81A	MD997620	GWM-53A	21010-01T88	GWN-38A
MD977503	GWM-79A*	MD997621	GWM-44A	21010-02N03	GWN-47AF
MD978552	GWM-81A	MD-997621	GWM-44A	21010-02N25	GWN-47AF
MD979171	GWM-79A*	MD997622	GWM-45A	21010-02N85	GWN-47AF
MD979313	GWM-78A	MD997634	GWM-40A*	21010-02N88	GWN-47AF
MD979395	GWM-78A	MD997643	GWM-50A	21010-02P03	GWN-28A
MD980000	GWM-40A*	MD997685	GWM-49A	21010-02P25	GWN-28A
MD997001	GWM-39A	MD997686	GWM-52A	21010-02P26	GWN-28A
MD997024	GWM-18A	MD997688	GWM-64A	21010-02P27	GWN-28A
MD997073	GWM-28A	MD997689	GWM-64A	21010-02P28	GWN-28A
MD997074	GWM-30A	MD997692	GWM-69A	21010-02P29	GWN-28A
MD997075	GWM-16A	MD997699	GWM-46A	21010-03J25	GWN-45A
MD997076	GWM-17A	MD997921	GWM-44A	21010-03J26	GWN-45A
MD997077	GWM-12A	ME013406	GWM-33A	21010-05E25	GWN-63A
MD997078	GWM-19A	ME013410	GWM-68A	21010-05E26	GWN-63A
MD997079	GWM-23A	ME013864	GWM-33A	21010-05E27	GWN-63A
MD997080	GWM-23A	ME013866	GWM-33A	21010-06E01	GWN-36A
MD997081	GWM-27A	ME015005	GWM-20A	21010-06E02	GWN-35A
MD997082	GWM-13A	ME015010	GWM-20A	21010-06E25	GWN-35A
MD997083	GWM-26A	ME015020	GWM-20A	21010-06E26	GWN-35A
MD997084	GWM-32A	ME015030	GWM-33A	21010-06J25	GWN-60A
MD997085	GWM-18A	ME015040	GWM-33A	21010-06J26	GWN-60A
MD997119	GWM-38A	ME015045	GWM-33A	21010-06J27	GWN-60A
MD997124	GWM-35A	ME015050	GWM-33A	21010-06J28	GWN-60A
MD997149	GWM-13A	ME015202	GWM-20A	21010-09W25	GWN-19A
MD997150	GWM-39A	ME015217	GWM-65A	21010-0F002	GWN-65AF
MD997151	GWM-39A	ME025100	GWM-21A	21010-0F003	GWN-65AF
MD997157	GWM-37A	ME025100	GWM-29A	21010-0M300	GWN-42A
MD997158	GWM-37A	ME200411	GWM-57A	21010-0M301	GWN-42A
MD997170	GWM-39A	ME202890	GWM-67A	21010-0T025	GWN-78A
MD997177	GWM-69A	ME993474	GWM-83A	21010-0W025	GWN-61A
MD997178	GWM-37A	ME993515	GWM-68A	21010-0W026	GWN-61A
MD997204	GWM-18A	ME995286	GWM-67A	21010-0W027	GWN-61A
MD997244	GWM-40A*	ME995424	GWM-65A	21010-0W028	GWN-61A
MD997401	GWM-63A	ME996789	GWM-57A	21010-10G25	GWN-37A
MD997402	GWM-43A	ME996790	GWM-83A	21010-10G26	GWN-37A
MD997409	GWM-43A	ME996865	GWM-68A	21010-10V00	GWN-59A
MD997417	GWM-44A	ME996868	GWM-65A	21010-10V25	GWN-59A
MD997418	GWM-53A	ME997692	GWM-67A	21010-10V27	GWN-59A
MD997419	GWM-13A	MN155686	GWM-82A	21010-12G25	GWN-41A
MD997421	GWM-46A	MO313301	GWM-58A	21010-12G26	GWN-41A
MD997430	GWM-45A	PW811592	GWM-84A	21010-12G27	GWN-41A
MD997464	GWM-14A			21010-13200	GWN-01A
MD997465	GWM-24A			21010-13201	GWN-01A
MD997485	GWM-46A			21010-13202	GWN-01A
MD997515	GWM-40A*			21010-13205	GWN-01A
MD997536	GWM-63A			21010-13206	GWN-01A
MD997609	GWM-17A			21010-13225	GWN-01A
MD997609A	GWM-17A			21010-13226	GWN-01A
MD997610	GWM-12A			21010-14600	GWN-06A
MD997611	GWM-46A			21010-16A25	GWN-26A
MD997614	GWM-27A			21010-16A26	GWN-26A
MD997614A	GWM-27A			21010-16A27	GWN-26A
MD997615	GWM-23A			21010-16A85	GWN-26A
MD-997615	GWM-23A			21010-16E01	GWN-36A
MD997615A	GWM-23A			21010-16E02	GWN-36A
		<b><u>NISSAN</u></b>			
		20110-P7525	GWN-05A		
		21010 12G26	GWN-41A		
		21010 80G26	GWN-65AF		
		21010-01B25	GWN-29A		
		21010-01B26	GWN-29A		
		21010-01B27	GWN-29A		
		21010-01B28	GWN-29A		
		21010-01M00	GWN-24A		
		21010-01M01	GWN-24A		
		21010-01M25	GWN-24A		

# CROSS REFERENCE

OEM → GMB		OEM → GMB		OEM → GMB	
<u>NISSAN</u>		<u>NISSAN</u>		<u>NISSAN</u>	
21010-16E03	GWN-36A	21010-31W26	GWN-19A	21010-50T27	GWN-38A
21010-16E25	GWN-36A	21010-35V25	GWN-46AF	21010-50V25	GWN-31A
21010-16E26	GWN-36A	21010-35V26	GWN-46AF	21010-52600	GWN-08A
21010-17S25	GWN-05A	21010-35V27	GWN-46AF	21010-52F01	GWN-79A
21010-17S26	GWN-05A	21010-37501	GWN-10A	21010-53J00	GWN-48A
21010-17S27	GWN-05A	21010-37502	GWN-10A	21010-53J01	GWN-48A
21010-18000	GWN-02A	21010-37503	GWN-10A	21010-53J02	GWN-48A
21010-18001	GWN-02A	21010-37504	GWN-10A	21010-53J03	GWN-48A
21010-18002	GWN-02A	21010-37505	GWN-10A	21010-53J04	GWN-48A
21010-18003	GWN-02A	21010-37506	GWN-10A	21010-53J05	GWN-48A
21010-18025	GWN-02A	21010-37522	GWN-10A	21010-53Y00	GWN-42A
21010-18026	GWN-02A	21010-37523	GWN-10A	21010-53Y01	GWN-42A
21010-18027	GWN-02A	21010-37524	GWN-10A	21010-54A15	GWN-55A
21010-18810	GWN-01A	21010-37525	GWN-10A	21010-54A26	GWN-55A
21010-18811	GWN-01A	21010-37526	GWN-10A	21010-54A27	GWN-55A
21010-18812	GWN-01A	21010-37528	GWN-10A	21010-55100	GWN-08A
21010-18813	GWN-01A	21010-37529	GWN-10A	21010-57J00	GWN-52A
21010-18825	GWN-01A	21010-37585	GWN-10A	21010-57J01	GWN-52A
21010-19B00	GWN-44A	21010-40F25	GWN-40A	21010-57J02	GWN-52A
21010-19B25	GWN-72A	21010-40F26	GWN-40A	21010-57J03	GWN-52A
21010-1C505	GWN-56A	21010-41B00	GWN-44A	21010-57J25	GWN-52A
21010-1E400	GWN-50A	21010-42L00	GWN-32A	21010-57J26	GWN-52A
21010-1E401	GWN-50A	21010-42L01	GWN-32A	21010-58000	GWN-08A
21010-1E402	GWN-50A	21010-42L25	GWN-32A	21010-58001	GWN-08A
21010-1E425	GWN-50A	21010-42L26	GWN-32A	21010-58025	GWN-08A
21010-21000	GWN-03A	21010-43G02	GWN-46AF	21010-58026	GWN-08A
21010-21001	GWN-03A	21010-43G03	GWN-46AF	21010-58050	GWN-08A
21010-21002	GWN-03A	21010-43G25	GWN-46AF	21010-58S00	GWN-32A
21010-21025	GWN-03A	21010-43G26	GWN-46AF	21010-58S25	GWN-32A
21010-21026	GWN-03A	21010-43G27	GWN-46AF	21010-59Y25	GWN-67A
21010-21027	GWN-03A	21010-43G28	GWN-46AF	21010-5L326	GWN-74A
21010-21028	GWN-03A	21010-43G29	GWN-46AF	21010-5L327	GWN-74A
21010-21029	GWN-03A	21010-43G85	GWN-46AF	21010-5L328	GWN-74A
21010-21083	GWN-03A	21010-43G86	GWN-46AF	21010-61504	GWN-53A
21010-21085	GWN-03A	21010-43G87	GWN-46AF	21010-61505	GWN-53A
21010-21088	GWN-03A	21010-44G25	GWN-64A	21010-61526	GWN-53A
21010-21089	GWN-03A	21010-44G26	GWN-64A	21010-61527	GWN-53A
21010-22J25	GWN-68A	21010-44G27	GWN-64A	21010-61528	GWN-53A
21010-22J26	GWN-68A	21010-44G28	GWN-64A	21010-61529	GWN-53A
21010-23001	GWN-12AF	21010-44G29	GWN-64A	21010-61585	GWN-53A
21010-23002	GWN-12AF	21010-4A00A	GWN-80A*	21010-65F26	GWN-75A
21010-23003	GWN-12AF	21010-4A0A1	GWN-80A*	21010-66000	GWN-06A
21010-23006	GWN-12AF	21010-4A0A2	GWN-80A*	21010-66001	GWN-06A
21010-23025	GWN-12AF	21010-4A0A4	GWN-80A*	21010-66010	GWN-06A
21010-23026	GWN-12AF	21010-4A0A6	GWN-80A*	21010-66011	GWN-06A
21010-23028	GWN-12AF	21010-4A00D	GWN-81A*	21010-66026	GWN-06A
21010-24B25	GWN-72A	21010-4A0A3	GWN-81A*	21010-66027	GWN-06A
21010-24U10	GWN-32A	21010-4A0A5	GWN-81A*	21010-66028	GWN-06A
21010-26E01	GWN-36A	21010-4A0A7	GWN-81A*	21010-6A0A0	GWN-82A
21010-26E02	GWN-36A	21010-4M525	GWN-73A	21010-6A0A1	GWN-83A
21010-26E25	GWN-36A	21010-4M526	GWN-73A	21010-6C025	GWN-21A
21010-30R00	GWN-43A	21010-50A11	GWN-49A	21010-70J00	GWN-48A
21010-30R05	GWN-43A	21010-50A25	GWN-24A	21010-70T00	GWN-70A
21010-30R06	GWN-43A	21010-50A26	GWN-24A	21010-70T25	GWN-70A
21010-30R95	GWN-43A	21010-50A27	GWN-24A	21010-74Y00	GWN-42A
21010-31U00	GWN-51A	21010-50A28	GWN-49A	21010-76000	GWN-06A
21010-31U25	GWN-51A	21010-50A89	GWN-49A	21010-77A00	GWN-39A
21010-31U26	GWN-51A	21010-50A94	GWN-24A	21010-77A01	GWN-39A
21010-31U27	GWN-51A	21010-50K28	GWN-05A	21010-78200	GWN-06A
21010-31U28	GWN-51A	21010-50K29	GWN-71A	21010-78201	GWN-06A
21010-31U85	GWN-51A	21010-50T25	GWN-38A	21010-78202	GWN-06A
21010-31W25	GWN-19A	21010-50T26	GWN-38A	21010-78203	GWN-06A

# CROSS REFERENCE

OEM → GMB		OEM → GMB		OEM → GMB	
<u>NISSAN</u>		<u>NISSAN</u>		<u>NISSAN</u>	
21010-78225	GWN-06A	21010-F6526	GWN-69A	21010-P7527	GWN-05A
21010-78226	GWN-06A	21010-F6527	GWN-69A	21010-P7528	GWN-05A
21010-79L00	GWN-70A	21010-G2404	GWN-65AF	21010-P7529	GWN-05A
21010-79L25	GWN-70A	21010-G3925	GWN-23AF	21010-P7585	GWN-05A
21010-7B000	GWN-36A	21010-G3926	GWN-23AF	21010-P7586	GWN-05A
21010-80G01	GWN-65AF	21010-G3927	GWN-23AF	21010-P7587	GWN-05A
21010-80G25	GWN-65AF	21010-G3928	GWN-23AF	21010-P7588	GWN-05A
21010-80G26	GWN-65AF	21010-G5500	GWN-56A	21010-P7589	GWN-05A
21010-80G27	GWN-65AF	21010-G5510	GWN-57A	21010-R9025	GWN-18A
21010-80G28	GWN-65AF	21010-G5525	GWN-56A	21010-R9026	GWN-18A
21010-80G29	GWN-65AF	21010-G5526	GWN-56A	21010-S9025	GWN-38A
21010-80G85	GWN-65AF	21010-G5585	GWN-57A	21010-S9026	GWN-38A
21010-80W26	GWN-23AF	21010-G5586	GWN-57A	21010-S9027	GWN-38A
21010-80W27	GWN-23AF	21010-G5594	GWN-57A	21010-S9425	GWN-38A
21010-80W89	GWN-23AF	21010-G8025	GWN-56A	21010-T9025	GWN-38A
21010-80W94	GWN-23AF	21010-G8125	GWN-57A	21010-T9026	GWN-38A
21010-81T00	GWN-68A	21010-H1025	GWN-02A	21010-T9027	GWN-38A
21010-81T25	GWN-68A	21010-H5000	GWN-02A	21010-T9085	GWN-38A
21010-81T26	GWN-68A	21010-H5010	GWN-02A	21010-T9086	GWN-38A
21010-82W25	GWN-23AF	21010-H5010	GWN-13AF	21010-T9087	GWN-38A
21010-85G25	GWN-54A	21010-H5025	GWN-02A	21010-T9088	GWN-38A
21010-85G26	GWN-54A	21010-H5026	GWN-02A	21010-T9089	GWN-38A
21010-85V00	GWN-27A*	21010-H5026	GWN-13AF	21010-U6725	GWN-12AF
21010-85V02	GWN-27A*	21010-H5027	GWN-02A	21010-U6726	GWN-12AF
21010-86G00	GWN-40A	21010-H5027	GWN-13AF	21010-U6727	GWN-12AF
21010-88R00	GWN-42A	21010-H5028	GWN-02A	21010-U6728	GWN-12AF
21010-88R10	GWN-42A	21010-H7201	GWN-11A	21010-U6729	GWN-12AF
21010-89TA2	GWN-66A	21010-H7202	GWN-11A	21010-V0725	GWN-05A
21010-89TA7	GWN-66A	21010-H7203	GWN-11A	21010-V0726	GWN-05A
21010-97E00	GWN-51A	21010-H7225	GWN-11A	21010-V0727	GWN-05A
21010-99B00	GWN-44A	21010-H7226	GWN-11A	21010-V4071	GWN-27A*
21010-9C600	GWN-62A	21010-H7227	GWN-11A	21010-V4900	GWN-27A*
21010-9F501	GWN-48A	21010-H7287	GWN-11A	21010-V4960	GWN-27A*
21010-AA525	GWN-77A	21010-H7289	GWN-11A	21010-V4961	GWN-27A*
21010-AA526	GWN-77A	21010-H7725	GWN-11A	21010-V4962	GWN-27A*
21010-AA527	GWN-77A	21010-H9100	GWN-11A	21010-V5003	GWN-28A
21010-AD225	GWN-76A	21010-H9300	GWN-11A	21010-V5004	GWN-28A
21010-AD226	GWN-76A	21010-J5025	GWN-06A	21010-V5025	GWN-28A
21010-C0600	GWN-08A	21010-J5125	GWN-06A	21010-V5026	GWN-28A
21010-C0625	GWN-08A	21010-L1100	GWN-30A	21010-V5027	GWN-28A
21010-C0626	GWN-08A	21010-L1101	GWN-30A	21010-V5500	GWN-31A
21010-C0627	GWN-08A	21010-L1125	GWN-30A	21010-V5510	GWN-31A
21010-C4925	GWN-08A	21010-L1126	GWN-30A	21010-V5525	GWN-31A
21010-C6025	GWN-21A	21010-M6625	GWN-02A	21010-V5526	GWN-31A
21010-C6026	GWN-21A	21010-M6626	GWN-02A	21010-V5527	GWN-31A
21010-C6525	GWN-21A	21010-M6686	GWN-02A	21010-V5528	GWN-31A
21010-C6526	GWN-21A	21010-M6689	GWN-02A	21010-V5529	GWN-31A
21010-D0125	GWN-20A	21010-N5803	GWN-23AF	21010-V5585	GWN-31A
21010-D0126	GWN-20A	21010-N5826	GWN-23AF	21010-V5586	GWN-31A
21010-E3000	GWN-05A	21010-N5828	GWN-23AF	21010-V5587	GWN-31A
21010-E3001	GWN-05A	21010-N5885	GWN-23AF	21010-V5588	GWN-31A
21010-E3002	GWN-05A	21010-N5886	GWN-23AF	21010-V5589	GWN-31A
21010-E3003	GWN-05A	21010-N8525	GWN-12AF	21010-V7026	GWN-05A
21010-E3004	GWN-05A	21010-N8526	GWN-12AF	21010-V7225	GWN-68A
21010-E3005	GWN-05A	21010-N8527	GWN-12AF	21010-V7226	GWN-68A
21010-E3025	GWN-05A	21010-N8528	GWN-12AF	21010-V7227	GWN-68A
21010-E3026	GWN-05A	21010-OF002	GWN-65AF	21010-V7228	GWN-68A
21010-E3027	GWN-05A	21010-OM301	GWN-42A	21010-V7229	GWN-68A
21010-E3028	GWN-05A	21010-P7501	GWN-05A	21010-V7285	GWN-68A
21010-E3087	GWN-05A	21010-P7503	GWN-05A	21010-V7286	GWN-68A
21010-F6500	GWN-69A	21010-P7525	GWN-05A	21010-V9400	GWN-31A
21010-F6525	GWN-69A	21010-P7526	GWN-05A	21010-W3625	GWN-05A

# CROSS REFERENCE

OEM → GMB		OEM → GMB		OEM → GMB	
<b><u>NISSAN</u></b>		<b><u>NISSAN</u></b>		<b><u>OPEL</u></b>	
21010-W3626	GWN-05A	21082-T6460	GWN-16F	1334097	GWO-14AP
21010-W3627	GWN-05A	21082-V0700	GWN-16F	1334098	GWO-13A
21010-W3628	GWN-05A	21082-V5000	GWN-16F	1334099	GWO-09A
21010-W3685	GWN-05A	21082-V5010	GWN-16F	1334139	GWO-18A
21010-W3686	GWN-05A	21082-V5500	GWN-31F	2866233	GWO-02A
21010-W3694	GWN-05A	21082-V5501	GWN-31F	2898355	GWO-04A
21010-W4425	GWN-31A	21082-V5502	GWN-31F	3469874	GWO-08AP
21010-W4426	GWN-31A	21082-V5503	GWN-31F	24409355	GWO-18A
21010-Y4425	GWN-06A	21082-V6800	GWN-16F	90076952	GWO-05AP
21010-Y7025	GWN-05A	21082-V6860	GWN-16F	90091035	GWO-06A
21064-U6701	GWN-12AD	21082-V7000	GWN-16F	90096415	GWO-08AP
21082-01P01	GWN-33F	21082-V7202	GWN-16F	90106450	GWO-09A
21082-01P02	GWN-33F	21082-V7262	GWN-16F	90108735	GWO-04A
21082-01P03	GWN-33F	21082-V7500	GWN-33F	90108739	GWO-08AP
21082-01P04	GWN-33F	21082-W3601	GWN-33F	90136224	GWO-07A
21082-12G02	GWN-33F	21082-W3661	GWN-33F	90136382	GWO-08AP
21082-12G03	GWN-33F	21082-W4100	GWN-16F	90144227	GWO-13A
21082-12G10	GWN-33F	21082-W4401	GWN-31F	90156532	GWO-14AP
21082-14C00	GWN-33F	21082-W4402	GWN-31F	90183273	GWO-05AP
21082-17C00	GWN-31F	21082-W4403	GWN-31F	90220290	GWO-15A
21082-17C01	GWN-31F	21082-W4404	GWN-31F	90220568	GWO-10A
21082-19V00	GWN-33F	21082-W4405	GWN-31F	90220668	GWO-15A
21082-20V00	GWN-33F	21082-Y4000	GWN-33F	90271492	GWO-15A
21082-22P00	GWN-33F	21082-Y4100	GWN-33F	90271492	GWO-15A
21082-36W00	GWN-16F	21082-Y4101	GWN-16F	90272361	GWO-10A
21082-41G00	GWN-33F	21082-Y4104	GWN-33F	90281612	GWO-11A
21082-42L00	GWN-33F	21082-Y4161	GWN-33F	90281612	GWO-12A
21082-42L01	GWN-33F	21082-Y7071	GWN-33F	90285034	GWO-09A
21082-42L02	GWN-33F	5-86103-068-0	GWN-59A	90285418	GWO-09A
21082-42L03	GWN-33F	BA010-06E25	GWN-35A	90292375	GWO-03A
21082-42L04	GWN-33F	BA010-06E26	GWN-35A	90325659	GWO-05AP
21082-42L64	GWN-16F	BA010-12G26	GWN-41A	90325661	GWO-13A
21082-50L60	GWN-33F	BA010-D0126	GWN-20A	90348231	GWO-15A
21082-55L01	GWN-33F	BA010-V5589	GWN-31A	90349239	GWO-13A
21082-86G00	GWN-33F			90392901	GWO-13A
21082-C6000	GWN-16F			9039-2091	GWO-13A
21082-C6400	GWN-16F			R1160030	GWO-16A
21082-C6500	GWN-16F			R1160031	GWO-17A
21082-C7410	GWN-16F			R1160032	GWO-18A
21082-G5500	GWN-33F				
21082-G5560	GWN-33F				
21082-H7200	GWN-11F				
21082-H7201	GWN-11F				
21082-H7202	GWN-11F				
21082-H9100	GWN-11F				
21082-H9300	GWN-11F				
21082-N3600	GWN-33F				
21082-P0200	GWN-33F				
21082-R2000	GWN-33F				
21082-R8100	GWN-33F				
21082-R8101	GWN-33F				
21082-R8102	GWN-33F				
21082-R9201	GWN-33F				
21082-R9210	GWN-33F				
21082-R9270	GWN-33F				
21082-S8025	GWN-16F				
21082-S8200	GWN-33F				
21082-S8201	GWN-33F				
21082-S8205	GWN-33F				
21082-S8206	GWN-33F				
21082-S8260	GWN-33F				
21082-T6400	GWN-16F				
		<b><u>OPEL</u></b>			
		1241680	GWO-01A		
		1334004	GWO-05AP		
		1334008	GWO-10A		
		1334012	GWO-09A		
		1334015	GWO-09A		
		1334017	GWO-11A		
		1334017	GWO-12A		
		1334021	GWO-15A		
		1334023	GWO-05AP		
		1334024	GWO-02A		
		1334025	GWO-13A		
		1334029	GWO-02A		
		1334032	GWO-01A		
		1334035	GWO-01A		
		1334037	GWO-02A		
		1334038	GWO-01A		
		1334045	GWO-08AP		
		1334058	GWO-03A		
		1334070	GWO-05AP		
		1334071	GWO-06A		
		1334072	GWO-04A		
		1334074	GWO-08AP		
		1334081	GWO-07A		
		1334087	GWO-08AP		
				<b><u>PEUGEOT</u></b>	
				7901120258	GWP-08AP
				1201-15	GWP-03A
				1201-23	GWP-02A
				1201-31	GWP-06A
				1202-12	GWP-01A
				1202-13	GWP-03A
				1202-36	GWP-01A
				1202-37	GWP-03A
				1202-44	GWP-02A
				1202-48	GWP-01A
				1202-58	GWP-08AP
				1202-59	GWP-01A
				1202-60	GWP-01A
				1202-61	GWP-05A
				1202-69	GWP-04A
				1202-70	GWP-05A
				1202-71	GWP-05A
				1202-76	GWP-04A
				1202-82	GWP-06A

# CROSS REFERENCE

OEM → GMB		OEM → GMB		OEM → GMB	
<b><u>PEUGEOT</u></b>		<b><u>SUBARU</u></b>		<b><u>SUBARU</u></b>	
1202-83	<b>GWP-04A</b>	21110-AA003	<b>GWSU-11A</b>	21111-KA142	<b>GWSU-17A</b>
1202-84	<b>GWP-01A</b>	21110-AA012	<b>GWSU-13A</b>	21111-KA150	<b>GWSU-18A</b>
1202-90	<b>GWP-02A</b>	21110-AA013	<b>GWSU-13A</b>	21111-KA151	<b>GWSU-18A</b>
1202-97	<b>GWP-06A</b>	21110-AA014	<b>GWSU-13A</b>	21111-KA152	<b>GWSU-18A</b>
1202-98	<b>GWP-07A</b>	21110-AA015	<b>GWSU-13A</b>	21111-KA153	<b>GWSU-18A</b>
		21110-AA016	<b>GWSU-13A</b>	21111-KA154	<b>GWSU-18A</b>
		21110-AA017	<b>GWSU-13A</b>	21111-KA190	<b>GWSU-17A</b>
		21110-AA022	<b>GWSU-14A</b>	21111-KA191	<b>GWSU-17A</b>
		21110-AA023	<b>GWSU-14A</b>	21111-KA230	<b>GWSU-20A</b>
		21110-AA025	<b>GWSU-14A</b>	21111-KA252	<b>GWSU-18A</b>
		21110-AA026	<b>GWSU-14A</b>	21111-KA270	<b>GWSU-20A</b>
		21110-AA050	<b>GWSU-04A</b>	21111-KA271	<b>GWSU-20A</b>
		21110-AA060	<b>GWSU-03A</b>	21111-KA282	<b>GWSU-18A</b>
		21110-AA070	<b>GWSU-06A</b>	21111-KA291	<b>GWSU-17A</b>
		21111-AA000	<b>GWSU-12A</b>	31076-0100	<b>GWSU-01A</b>
		21111-AA001	<b>GWSU-12A</b>	31076-0110	<b>GWSU-01A</b>
		21111-AA002	<b>GWSU-12A</b>	31076-0120	<b>GWSU-01A</b>
		21111-AA003	<b>GWSU-12A</b>	31076-4300	<b>GWSU-01A</b>
		21111-AA004	<b>GWSU-12A</b>	31076-4310	<b>GWSU-05A</b>
		21111-AA005	<b>GWSU-12A</b>	31076-6100	<b>GWSU-01A</b>
		21111-AA006	<b>GWSU-12A</b>	31076-8100	<b>GWSU-01A</b>
		21111-AA007	<b>GWSU-12A</b>	31076-8110	<b>GWSU-05A</b>
		21111-AA020	<b>GWSU-15A</b>	39745-2100	<b>GWSU-07RK</b>
		21111-AA021	<b>GWSU-15A</b>	41076-7000	<b>GWSU-04A</b>
		21111-AA022	<b>GWSU-15A</b>	41076-7100	<b>GWSU-03A</b>
		21111-AA026	<b>GWSU-15A</b>	41076-7200	<b>GWSU-04A</b>
		21111-AA060	<b>GWSU-16A</b>	41076-7300	<b>GWSU-03A</b>
		21111-AA061	<b>GWSU-16A</b>	41076-7400	<b>GWSU-06A</b>
		21111-AA065	<b>GWSU-16A</b>	49709-5400	<b>GWSU-08RK</b>
		21111-AA084	<b>GWSU-21A</b>	49709-5400PK	<b>GWSU-19RK</b>
		21111-KA041	<b>GWSU-17A</b>	X2111-AA030	<b>GWSU-12A</b>
		21111-KA042	<b>GWSU-17A</b>	X2111-AA031	<b>GWSU-12A</b>
		21111-KA043	<b>GWSU-17A</b>	X2111-AA032	<b>GWSU-12A</b>
		21111-KA044	<b>GWSU-17A</b>	X2111-AA033	<b>GWSU-12A</b>
		21111-KA045	<b>GWSU-17A</b>	X2111-AA080	<b>GWSU-15A</b>
		21111-KA046	<b>GWSU-17A</b>	X2111-AA081	<b>GWSU-15A</b>
		21111-KA047	<b>GWSU-17A</b>	X2111-AA082	<b>GWSU-15A</b>
		21111-KA050	<b>GWSU-18A</b>	X2111-AA090	<b>GWSU-21A</b>
		21111-KA051	<b>GWSU-18A</b>	X2111-AA091	<b>GWSU-21A</b>
		21111-KA052	<b>GWSU-18A</b>	X2111-AA092	<b>GWSU-21A</b>
		21111-KA053	<b>GWSU-18A</b>		
		21111-KA054	<b>GWSU-18A</b>		
		21111-KA060	<b>GWSU-18A</b>		
		21111-KA061	<b>GWSU-18A</b>		
		21111-KA070	<b>GWSU-17A</b>		
		21111-KA071	<b>GWSU-17A</b>		
		21111-KA072	<b>GWSU-17A</b>		
		21111-KA073	<b>GWSU-17A</b>		
		21111-KA074	<b>GWSU-17A</b>		
		21111-KA075	<b>GWSU-17A</b>		
		21111-KA076	<b>GWSU-17A</b>		
		21111-KA092	<b>GWSU-20A</b>		
		21111-KA110	<b>GWSU-18A</b>		
		21111-KA120	<b>GWSU-20A</b>		
		21111-KA122	<b>GWSU-20A</b>		
		21111-KA123	<b>GWSU-20A</b>		
		21111-KA124	<b>GWSU-20A</b>		
		21111-KA130	<b>GWSU-17A</b>		
		21111-KA131	<b>GWSU-17A</b>		
		21111-KA132	<b>GWSU-17A</b>		
		21111-KA140	<b>GWSU-17A</b>		
		21111-KA141	<b>GWSU-17A</b>		
<b><u>RENAULT</u></b>					
3344827.5	<b>GWR-12A</b>				
7701464736	<b>GWR-12A</b>				
7701465816	<b>GWR-12A</b>				
7701466578	<b>GWR-10A</b>				
8982775051	<b>GWR-10A</b>				
8982775055	<b>GWR-06A</b>				
7701-452-155	<b>GWR-01A*</b>				
7701-452-781	<b>GWR-02A*</b>				
7701-452-781	<b>GWR-03A*</b>				
7701-452-782	<b>GWR-02A*</b>				
7701-452-782	<b>GWR-03A*</b>				
7701-457-415	<b>GWR-01A*</b>				
7701-457-416	<b>GWR-01A*</b>				
7701-457-595	<b>GWR-02A*</b>				
7701-457-595	<b>GWR-03A*</b>				
7701-457-771	<b>GWR-02A*</b>				
7701-457-771	<b>GWR-03A*</b>				
7701-459-435	<b>GWR-01A*</b>				
7701-461-173	<b>GWR-02A*</b>				
7701-461-173	<b>GWR-03A*</b>				
7701-462-145	<b>GWR-11A</b>				
7701-462-491	<b>GWR-10A</b>				
7701-462-809	<b>GWR-06A</b>				
7701-463-111	<b>GWR-06A</b>				
7701-463-397	<b>GWR-06A</b>				
7701-502-962	<b>GWR-01A*</b>				
7701-502-963	<b>GWR-01A*</b>				
7701-533-130	<b>GWR-01A*</b>				
7701-538-074	<b>GWR-01A*</b>				
T1462491	<b>GWR-10A</b>				
T1463397	<b>GWR-06A</b>				
<b><u>SAAB</u></b>					
603089	<b>GWSA-01A</b>				
7501547	<b>GWSA-02A</b>				
7507460	<b>GWSA-02A</b>				
8810980	<b>GWSA-01A</b>				
8810988	<b>GWSA-01A</b>				
8814501	<b>GWSA-01A</b>				
8817900	<b>GWSA-02A</b>				
8817918	<b>GWSA-03A</b>				
9307893	<b>GWSA-02A</b>				
9321670	<b>GWSA-03A</b>				
30517582	<b>GWSA-02A</b>				
<b><u>SUBARU</u></b>					
21110-AA000	<b>GWSU-11A</b>				
21110-AA001	<b>GWSU-11A</b>				
21110-AA002	<b>GWSU-11A</b>				
<b><u>SUZUKI</u></b>					
		17400-50810	<b>GWS-19A</b>		
		17400-50811	<b>GWS-19A</b>		
		17400-50812	<b>GWS-19A</b>		
		17400-51810	<b>GWS-21A</b>		
		17400-51811	<b>GWS-21A</b>		
		17400-51812	<b>GWS-21A</b>		
		17400-58810	<b>GWS-38A*</b>		
		17400-58811	<b>GWS-38A*</b>		
		17400-58812	<b>GWS-38A*</b>		
		17400-58813	<b>GWS-38A*</b>		
		17400-58810	<b>GWS-38AH</b>		
		17400-58811	<b>GWS-38AH</b>		
		17400-58812	<b>GWS-38AH</b>		
		17400-58813	<b>GWS-38AH</b>		
		17400-58820	<b>GWS-39A*</b>		
		17400-58821	<b>GWS-39A*</b>		
		17400-58822	<b>GWS-39A*</b>		
		17400-58823	<b>GWS-39A*</b>		



# CROSS REFERENCE

OEM → GMB		OEM → GMB		OEM → GMB	
<b><u>SUZUKI</u></b>		<b><u>SUZUKI</u></b>		<b><u>TOYOTA</u></b>	
17400-58820	GWS-39AH	17400-82820	GWS-15A	16100-19076	GWT-59A
17400-58821	GWS-39AH	17400-82821	GWS-15A	16100-19077	GWT-59A
17400-58822	GWS-39AH	17400-82822	GWS-15A	16100-19085	GWT-43A*
17400-58823	GWS-39AH	17400-82840	GWS-15A	16100-19086	GWT-78A*
17400-60810	GWS-16A	17400-82850	GWS-15A	16100-19095	GWT-62A*
17400-60811	GWS-16A	17400-82851	GWS-15A	16100-19105	GWT-58A*
17400-60812	GWS-16A	17400-83810	GWS-12A	16100-19106	GWT-58A*
17400-60813	GWS-16A	17400-83811	GWS-12A	16100-19115	GWT-63A*
17400-60814	GWS-16A	17400-83812	GWS-12A	16100-19125	GWT-68A*
17400-60815	GWS-16A	17400-83815	GWS-30A	16100-19126	GWT-117AH
17400-60D01	GWS-13A	17400-83820	GWS-12A	16100-19135	GWT-68A*
17400-61810	GWS-19A	17400-83840	GWS-24A	16100-19146	GWT-21A*
17400-61820	GWS-23A	17400-83841	GWS-24A	16100-19155	GWT-60A
17400-62810	GWS-22A	17400-83850	GWS-32A*	16100-19156	GWT-60A
17400-63200	GWS-02A	17400-83870	GWS-33A*	16100-19165	GWT-50A
17400-65021	GWS-05A	17400-83871	GWS-33A*	16100-19166	GWT-50A
17400-65810	GWS-37A*	17400-84812	GWS-32A*	16100-19175	GWT-50A
17400-65813	GWS-37A*	17400-84820	GWS-35A*	16100-19195A	GWT-68A*
17400-65814	GWS-37A*	17400-84821	GWS-35A*	16100-19205	GWT-78A*
17400-69G00	GWS-34A	17400-84822	GWS-35A*	16100-19205A	GWT-78A*
17400-70020	GWS-05A	17400-85810	GWS-17A	16100-19215	GWT-60A
17400-70820	GWS-18A	17400-85820	GWS-17A	16100-19216	GWT-60A
17400-70830	GWS-21A	17400-85821	GWS-17A	16100-19225	GWT-117AH
17400-70B00	GWS-13A	17400-85830	GWS-20A	16100-19226	GWT-117AH
17400-70D00	GWS-14A	17400-A60D01	GWS-13A	16100-19235	GWT-91A
17400-71811	GWS-14A	1740-63200	GWS-02A	16100-19255	GWT-83AH
17400-72020	GWS-02A	ZZSO-15-010A	GWS-21A	16100-19265	GWT-86AH
17400-72021	GWS-02A	ZZSO-15-010B	GWS-21A	16100-19275	GWT-132A
17400-72801	GWS-02A			16100-19276	GWT-132A
17400-72810	GWS-02A			16100-19285	GWT-121A*
17400-72811	GWS-02A			16100-19295	GWT-83AH
17400-73001	GWS-03A			16100-19305	GWT-86AH
17400-73002	GWS-03A			16100-22010	GWT-02A
17400-73012	GWS-03A			16100-25010	GWT-01A
17400-73013	GWS-03A			16100-25011	GWT-01A
17400-73810	GWS-03A			16100-25012	GWT-01A
17400-73811	GWS-03A			16100-26020	GWT-35AF
17400-73812	GWS-03A			16100-26021	GWT-31AF
17400-73820	GWS-11A			16100-26022	GWT-31AF
17400-73870	GWS-11A			16100-28010	GWT-31AF
17400-74000	GWS-07A			16100-28020	GWT-31AF
17400-74001	GWS-07A			16100-28040	GWT-119A
17400-76810	GWS-25A			16100-29015	GWT-02A
17400-76820	GWS-26A			16100-29016	GWT-02A
17400-77810	GWS-36A*			16100-29017	GWT-02A
17400-77811	GWS-36A*			16100-29018	GWT-02A
17400-77812	GWS-36A*			16100-29025	GWT-03A
17400-78300	GWS-10A			16100-29026	GWT-03A
17400-78810	GWS-10A			16100-29027	GWT-09A
17400-78811	GWS-10A			16100-29028	GWT-09A
17400-78820	GWS-11A			16100-29029	GWT-09A
17400-78821	GWS-11A			16100-29045	GWT-10A
17400-78830	GWS-10A			16100-29046	GWT-10A
17400-78850	GWS-27A*			16100-29047	GWT-10A
17400-78880	GWS-26A			16100-29048	GWT-10A
17400-78E00	GWS-31A			16100-29055	GWT-03A
17400-79810	GWS-09A			16100-29056	GWT-03A
17400-79811	GWS-09A			16100-29065	GWT-09A
17400-80811	GWS-28A*			16100-29066	GWT-09A
17400-82810	GWS-08A			16100-29075	GWT-09A
17400-82811	GWS-08A			16100-29085	GWT-92A
17400-82812	GWS-08A			16100-29095	GWT-98A
		<b><u>TOYOTA</u></b>			
		16100-09010	GWT-58A*		
		16100-09020	GWT-63A*		
		16100-09080	GWT-98A		
		16100-09170	GWT-98A		
		16100-0H030	GWT-119A		
		16100-10941-71	GWT-128A*		
		16100-15090	GWT-83AH		
		16100-16020	GWT-63A*		
		16100-16105	GWT-58A*		
		16100-18010	GWT-31AF		
		16100-19015	GWT-30A		
		16100-19016	GWT-30A		
		16100-19017	GWT-30A		
		16100-19025	GWT-38A*		
		16100-19026	GWT-43A*		
		16100-19027	GWT-43A*		
		16100-19028	GWT-43A*		
		16100-19029	GWT-43A*		
		16100-19035	GWT-49A		
		16100-19036	GWT-49A*		
		16100-19036-000	GWT-49A*		
		16100-19037	GWT-49A*		
		16100-19045	GWT-60A		
		16100-19046	GWT-60A		
		16100-19055	GWT-50A		
		16100-19056	GWT-50A		
		16100-19065	GWT-51A		
		16100-19066	GWT-51A		
		16100-19067	GWT-51A		
		16100-19075	GWT-59A		

# CROSS REFERENCE

OEM → GMB		OEM → GMB		OEM → GMB	
<u>TOYOTA</u>		<u>TOYOTA</u>		<u>TOYOTA</u>	
16100-29115	GWT-100A	16100-39346	GWT-64A	16100-49486	GWT-28A
16100-29116	GWT-136A	16100-39346A	GWT-64A	16100-49487	GWT-28A
16100-29125	GWT-102A	16100-40010	GWT-36A	16100-49495	GWT-28A
16100-29135	GWT-123A	16100-40011	GWT-36A	16100-49496	GWT-28A
16100-29145	GWT-124A	16100-40012	GWT-36A	16100-49497	GWT-28A
16100-29155	GWT-101A	16100-40020	GWT-36A	16100-49505	GWT-28A
16100-29175	GWT-98A	16100-40021	GWT-36A	16100-49506	GWT-28A
16100-29195	GWT-135A	16100-40030	GWT-06A	16100-49515	GWT-28A
16100-29196	GWT-135A	16100-40031	GWT-06A	16100-49585	GWT-55A
16100-29206	GWT-135A	16100-40032	GWT-06A	16100-49595	GWT-55A
16100-29415	GWT-133A	16100-40050	GWT-06A	16100-49615	GWT-55A
16100-29415	GWT-98A	16100-40051	GWT-06A	16100-49655	GWT-52A
16100-31010	GWT-25A	16100-40052	GWT-06A	16100-49656	GWT-52A
16100-31011	GWT-25A	16100-41011	GWT-26AF*	16100-49656-77	GWT-52A
16100-33010	GWT-26AF*	16100-45080	GWT-28A	16100-49665	GWT-55A
16100-34100	GWT-27AH	16100-47010	GWT-21A*	16100-49666	GWT-55A
16100-39015	GWT-26AF*	16100-47011	GWT-21A*	16100-49675	GWT-55A
16100-39016	GWT-26AF*	16100-47012	GWT-21A*	16100-49676	GWT-55A
16100-39017	GWT-26AF*	16100-47020	GWT-21A*	16100-49685	GWT-52A
16100-39018	GWT-26AF*	16100-47022	GWT-21A*	16100-49686	GWT-52A
16100-39035	GWT-25A	16100-47023	GWT-21A*	16100-49695	GWT-55A
16100-39065	GWT-26AF*	16100-48415	GWT-24A	16100-49696	GWT-55A
16100-39075	GWT-26AF*	16100-49015	GWT-36A	16100-49705	GWT-55A
16100-39085	GWT-25A	16100-49016	GWT-36A	16100-49706	GWT-55A
16100-39095	GWT-26AF*	16100-49025	GWT-06A	16100-49725	GWT-55A
16100-39096	GWT-26AF*	16100-49026	GWT-06A	16100-49726	GWT-55A
16100-39105	GWT-74A	16100-49027	GWT-06A	16100-49745	GWT-55A
16100-39115	GWT-05A	16100-49035	GWT-15A	16100-49755	GWT-82A
16100-39116	GWT-12A	16100-49036	GWT-15A	16100-49756	GWT-82A
16100-39125	GWT-05A	16100-49037	GWT-15A	16100-49775	GWT-82A
16100-39135	GWT-26AF*	16100-49075	GWT-15A	16100-49776	GWT-82A
16100-39136	GWT-26AF*	16100-49105	GWT-36A	16100-49785	GWT-55A
16100-39155	GWT-26AF*	16100-49135	GWT-15A	16100-49786	GWT-55A
16100-39165	GWT-26AF*	16100-49136	GWT-15A	16100-49805	GWT-82A
16100-39166	GWT-26AF*	16100-49137	GWT-15A	16100-49816	GWT-120AH
16100-39175	GWT-26AF*	16100-49138	GWT-15A	16100-49835	GWT-120AH
16100-39176	GWT-26AF*	16100-49146	GWT-21A*	16100-49836	GWT-120AH
16100-39177	GWT-26AF*	16100-49147	GWT-21A*	16100-49837	GWT-120AH
16100-39178	GWT-26AF*	16100-49148	GWT-21A*	16100-49867	GWT-118AH
16100-39195	GWT-26AF*	16100-49155	GWT-14A	16100-49868	GWT-118AH
16100-39196	GWT-26AF*	16100-49156	GWT-14A	16100-50010	GWT-84A
16100-39197	GWT-26AF*	16100-49165	GWT-14A	16100-50020	GWT-84A
16100-39205	GWT-26AF*	16100-49166	GWT-14A	16100-50021	GWT-84A
16100-39206	GWT-26AF*	16100-49175	GWT-15A	16100-50022	GWT-84A
16100-39215	GWT-80A	16100-49176	GWT-15A	16100-55010	GWT-113A
16100-39225	GWT-26AF*	16100-49225	GWT-15A	16100-55011	GWT-113A
16100-39226	GWT-27AFH	16100-49245	GWT-15A	16100-55020	GWT-113A
16100-39227	GWT-27AFH	16100-49265	GWT-21A*	16100-59015	GWT-47A
16100-39228	GWT-27AFH	16100-49266	GWT-21A*	16100-59016	GWT-47A
16100-39235	GWT-27AFH	16100-49267	GWT-21A*	16100-59017	GWT-47A
16100-39236	GWT-27AFH	16100-49365	GWT-28A	16100-59045	GWT-42A
16100-39237	GWT-27AFH	16100-49395	GWT-28A	16100-59046	GWT-42A
16100-39245	GWT-26AF*	16100-49405	GWT-28A	16100-59047	GWT-42A
16100-39246	GWT-26AF*	16100-49406	GWT-28A	16100-59048	GWT-42A
16100-39255	GWT-26AF*	16100-49410	GWT-06A	16100-59049	GWT-42A
16100-39265	GWT-27AFH	16100-49415	GWT-24A	16100-59055	GWT-47A
16100-39295	GWT-27AFH	16100-49416	GWT-24A	16100-59065	GWT-109A
16100-39296	GWT-27AFH	16100-49435	GWT-28A	16100-59075	GWT-109A
16100-39315	GWT-41A	16100-49436	GWT-28A	16100-59076	GWT-109A
16100-39316	GWT-41A	16100-49465	GWT-28A	16100-59085	GWT-48A
16100-39317	GWT-41A	16100-49475	GWT-28A	16100-59105	GWT-108A
16100-39345	GWT-64A	16100-49485	GWT-28A	16100-59125	GWT-42A

# CROSS REFERENCE

OEM → GMB		OEM → GMB		OEM → GMB	
<u>TOYOTA</u>		<u>TOYOTA</u>		<u>TOYOTA</u>	
16100-59126	GWT-42A	16100-69205	GWT-71A	16103-40010	GWT-36A
16100-59127	GWT-42A	16100-69206	GWT-71A	16103-40011	GWT-36A
16100-59128	GWT-42A	16100-69215	GWT-80A	16103-40030	GWT-06A
16100-59135	GWT-61A	16100-69225	GWT-81A	16103-40031	GWT-06A
16100-59136	GWT-61A	16100-69235	GWT-74A	16103-40051	GWT-06A
16100-59137	GWT-61A	16100-69245	GWT-75A	16103-40084	GWT-06A
16100-59138	GWT-61A	16100-69255	GWT-73A*	16103-49410	GWT-06A
16100-59139	GWT-61A	16100-69275	GWT-57A	16110-01010	GWT-58A
16100-59155	GWT-79A	16100-69295	GWT-57A	16110-09010	GWT-77A
16100-59165	GWT-110A	16100-69296	GWT-57A	16110-10100	GWT-93A
16100-59166	GWT-110A	16100-69305	GWT-71A	16110-15010	GWT-43A
16100-59185	GWT-112A	16100-69325	GWT-99A	16110-15020	GWT-49A
16100-59186	GWT-112A	16100-69335	GWT-71A	16110-15045	GWT-58A
16100-59205	GWT-42A	16100-69335A	GWT-71A	16110-15046	GWT-58A
16100-59208	GWT-42A	16100-69345	GWT-90A	16110-15047	GWT-58A
16100-59215	GWT-42A	16100-69355	GWT-116AH	16110-15050	GWT-58A
16100-59235	GWT-113A	16100-69356	GWT-116AH	16110-15070	GWT-78A
16100-59245	GWT-110A	16100-69385	GWT-106A	16110-15080	GWT-78A
16100-59255	GWT-79A	16100-69395	GWT-97A	16110-15085	GWT-78A
16100-59256	GWT-115A	16100-69405	GWT-103A	16110-16010	GWT-62A
16100-59257	GWT-79A	16100-69425	GWT-94A	16110-16020	GWT-63A
16100-59305	GWT-71A	16100-69435	GWT-94A	16110-18010	GWT-31A
16100-60080	GWT-08A	16100-76006	GWT-24A	16110-18020	GWT-31A
16100-60090	GWT-18A	16100-76036	GWT-54A	16110-19015	GWT-51A
16100-61010	GWT-19A	16100-78010	GWT-126A	16110-19026	GWT-43A
16100-61011	GWT-19A	16100-78011	GWT-126A	16110-19035	GWT-43A
16100-61012	GWT-19A	16100-78060	GWT-130A	16110-19036	GWT-43A
16100-61013	GWT-19A	16100-78102-71	GWT-127A*	16110-19045	GWT-58A
16100-61020	GWT-19A	16100-78120	GWT-105A	16110-19046	GWT-58A
16100-61030	GWT-19A	16100-78300	GWT-104A	16110-19047	GWT-58A
16100-61040	GWT-22A	16100-78300-71	GWT-104A	16110-19055	GWT-68A
16100-61041	GWT-22A	16100-79015	GWT-66A	16110-19065	GWT-68A
16100-61070	GWT-88A*	16100-79025	GWT-70A	16110-19075	GWT-78A
16100-61120	GWT-88A*	16100-79035	GWT-54A	16110-19076	GWT-78A
16100-64H00	GWT-94A	16100-79036	GWT-54A	16110-19085	GWT-78A
16100-64H01	GWT-94A	16100-79037	GWT-114A	16110-19086	GWT-78A
16100-64H02	GWT-94A	16100-79045	GWT-67A*	16110-19095	GWT-68A
16100-64H03	GWT-94A	16100-79075	GWT-77A*	16110-19105	GWT-58A
16100-64H04	GWT-94A	16100-79095	GWT-67A*	16110-19106	GWT-93A
16100-64H05	GWT-94A	16100-79115	GWT-111A	16110-19107	GWT-117A
16100-64H06	GWT-94A	16100-79116	GWT-111A	16110-19115	GWT-49A
16100-64H07	GWT-94A	16100-79117	GWT-111A	16110-19125	GWT-129A
16100-69025	GWT-57A	16100-79126	GWT-67A*	16110-19125	GWT-68A
16100-69026	GWT-57A	16100-79135	GWT-77A*	16110-19135	GWT-83A
16100-69035	GWT-65A*	16100-79155	GWT-85A	16110-19145	GWT-83A
16100-69036	GWT-65A*	16100-79165	GWT-87A*	16110-19146	GWT-83AH
16100-69037	GWT-65A*	16100-79185	GWT-77A*	16110-19155	GWT-62A
16100-69075	GWT-53A*	16100-79225	GWT-122A*	16110-19165	GWT-63A
16100-69076	GWT-53A*	16100-79245	GWT-96A	16110-19185	GWT-86A
16100-69078	GWT-53A*	16100-79255	GWT-96A	16110-19195	GWT-121A
16100-69085	GWT-57A	16100-79265	GWT-138A	16110-19205	GWT-83AH
16100-69095	GWT-53A*	16100-79445	GWT-131A	16110-19225	GWT-93A
16100-69105	GWT-74A	16100-79455	GWT-138A	16110-19226	GWT-93A
16100-69106	GWT-74A	16100-79465	GWT-131A	16110-19295	GWT-83A
16100-69115	GWT-75A	16100-88220	GWT-46A	16110-26020	GWT-35A
16100-69145	GWT-72A*	16100-88221	GWT-46A	16110-26021	GWT-31A
16100-69146	GWT-72A*	16100-88252	GWT-27A	16110-26022	GWT-31A
16100-69155	GWT-73A*	16100-88260	GWT-45A	16110-28010	GWT-31A
16100-69156	GWT-73A*	16100-89105	GWT-58A*	16110-28020	GWT-31A
16100-69185	GWT-71A	16100-96120	GWT-105A	16110-33010	GWT-26AF*
16100-69186	GWT-71A	16100-B9010	GWT-100A	16110-34090	GWT-26AF*
16100-69187	GWT-71A	16101-76030	GWT-87A	16110-34100	GWT-27AFH

# CROSS REFERENCE

OEM → GMB		OEM → GMB		OEM → GMB	
<b><u>TOYOTA</u></b>		<b><u>TOYOTA</u></b>		<b><u>TOYOTA</u></b>	
16110-34110	GWT-26AF*	16110-79045	GWT-77A	16210-16010	GWT-31F
16110-34140	GWT-27AFH	16110-79095	GWT-67A	16210-18010	GWT-31F
16110-38020	GWT-34A	16110-79105	GWT-107A	16210-26020	GWT-35F
16110-38021	GWT-32A	16110-79115	GWT-107A	16210-26021	GWT-31F
16110-38022	GWT-32A	16110-79125	GWT-107A	16210-28010	GWT-31F
16110-38030	GWT-23A	16110-79135	GWT-122A	16210-28020	GWT-31F
16110-38030	GWT-41A	16110-82010	GWT-31A	16210-31010	GWT-27F
16110-38031	GWT-23A	16110-88221	GWT-46A	16210-31030	GWT-27F
16110-38031	GWT-41A	16110-88250	GWT-27A	16210-34080	GWT-32F
16110-39025	GWT-26AF*	16110-88251	GWT-27A	16210-34100	GWT-27F
16110-39026	GWT-26AF*	16110-88252	GWT-27A	16210-34101	GWT-27F
16110-39035	GWT-23A	16110-88260	GWT-45A	16210-34102	GWT-27F
16110-39116	GWT-12A	16120-33010	GWT-04A	16210-34130	GWT-27F
16110-41100	GWT-28A	16120-33020	GWT-04A	16210-38022	GWT-32F
16110-41110	GWT-28A	16120-34010	GWT-04A	16210-38023	GWT-32F
16110-41130	GWT-28A	16120-34020	GWT-04A	16210-38024	GWT-32F
16110-41131	GWT-28A	16120-34090	GWT-44A	16210-38050	GWT-32F
16110-41170	GWT-28A	16120-34100	GWT-27A	16210-38060	GWT-32F
16110-41240	GWT-55A	16120-34101	GWT-27A	16210-44010	GWT-27F
16110-41250	GWT-55A	16120-34110	GWT-44A	16210-54040	GWT-32F
16110-45090	GWT-28A	16120-34120	GWT-44A	16210-54050	GWT-61F
16110-45100	GWT-55A	16120-34140	GWT-27A	16210-54060	GWT-61F
16110-45110	GWT-55A	16120-39345	GWT-64A	16210-54070	GWT-61F
16110-49015	GWT-28A	16120-41020	GWT-15A	16210-54080	GWT-61F
16110-49016	GWT-28A	16120-41040	GWT-15A	16210-54090	GWT-61F
16110-49025	GWT-28A	16120-41060	GWT-28A	16210-54120	GWT-61F
16110-49026	GWT-28A	16120-41100	GWT-28A	16210-56050	GWT-32F
16110-49035	GWT-28A	16120-41110	GWT-28A	16210-72010	GWT-27F
16110-49036	GWT-28A	16120-41130	GWT-28A	16210-73010	GWT-27F
16110-49045	GWT-55A	16120-41131	GWT-28A	16210-88230	GWT-26AF*
16110-49055	GWT-55A	16120-41170	GWT-28A	16210-88260	GWT-31F
16110-49065	GWT-55A	16120-42010	GWT-28A	16100-97205	GWT-134AH
16110-49066	GWT-55A	16120-42011	GWT-28A		
16110-49075	GWT-55A	16120-42012	GWT-28A		
16110-49076	GWT-55A	16120-45030	GWT-28A		
16110-49085	GWT-55A	16120-45080	GWT-28A		
16110-49086	GWT-55A	16120-45100	GWT-55A		
16110-49097	GWT-120A	16120-45110	GWT-55A		
16110-49115	GWT-95A	16120-45151	GWT-76A		
16110-49116	GWT-95A	16120-47011	GWT-21A		
16110-49147	GWT-118A	16120-47012	GWT-21A		
16110-49148	GWT-118A	16120-47013	GWT-21A		
16110-60080	GWT-08A	16120-47020	GWT-21A		
16110-61071	GWT-88A	16120-47021	GWT-21A		
16110-61080	GWT-89A	16120-47022	GWT-21A		
16110-61081	GWT-89A	16120-47023	GWT-21A		
16110-61120	GWT-88A	16120-49015	GWT-28A		
16110-61130	GWT-89A	16120-49025	GWT-28A		
16110-61170	GWT-72A	16120-49036	GWT-28A		
16110-61180	GWT-73A	16120-49045	GWT-28A		
16110-63010	GWT-53A	16120-49046	GWT-55A		
16110-69010	GWT-53A	16120-49055	GWT-55A		
16110-69035	GWT-53A	16120-49065	GWT-55A		
16110-69036	GWT-53A	16120-49080	GWT-28A		
16110-69037	GWT-53A	16120-68010	GWT-65A		
16110-69045	GWT-116A	16120-69010	GWT-65A		
16110-69155	GWT-73A	16120-69015	GWT-65A		
16110-69265	GWT-72A	16120-78120	GWT-105A		
16110-79015	GWT-67A	16120-78120-71	GWT-105A		
16110-79025	GWT-77A	16120-78151-71	GWT-76A		
16110-79026	GWT-77A	16120-96120-71	GWT-105A		
16110-79035	GWT-107A	16210-13020	GWT-59F		
				<b><u>VAUXHAUL</u></b>	
				<b><u>SEE GENERAL MOTORS</u></b>	
				<b><u>OR OPEL</u></b>	
				<b><u>VOLKSWAGEN</u></b>	
				026 121 005H	GWVW-07A
				026-121-005A	GWVW-07A
				026-121-005C	GWVW-07A
				026-121-005E	GWVW-07A
				026-121-005G	GWVW-07A
				026-121-005H	GWVW-07A
				026-121-010	GWVW-07A
				026-121-010A	GWVW-09A
				026-121-010C	GWVW-07A
				026-121-010D	GWVW-09A
				026-121-010DV	GWVW-09A
				026-121-010DX	GWVW-09A
				026-121-010E	GWVW-07A
				026-121-010F	GWVW-07A
				026-121-011	GWVW-07A
				035-121-004A	GWVW-10A
				035-121-004AV	GWVW-10A
				035-121-004AX	GWVW-10A
				035-121-004E	GWVW-10A
				035-121-005C	GWVW-10A
				035-121-005E	GWVW-10A
				037-121-005B	GWVW-07A
				037-121-010	GWVW-07A

# CROSS REFERENCE

OEM → GMB		OEM → GMB		OEM → GMB	
<b><u>VAUXHAUL</u></b>		<b><u>VOLVO</u></b>			
<b><u>SEE GENERAL MOTORS</u></b>					
<b><u>OR OPEL</u></b>					
<b><u>VOLKSWAGEN</u></b>					
037-121-010A 046-121-004 046-121-004D 048-121-011 052-121-004 052-121-004V 052-121-004X 052-121-005 052-121-005A 052-121-019 055-121-010X 055-121-011A 056-121-005A 056-121-011 056-121-013A 059-121-011B 059-121-011C 059-121-011D 059-121-011E 059-121-011F 060-121-010 060-121-011 068-121-005 068-121-005A 068-121-005AV 068-121-005B 068-121-005C 068-121-005X 068-121-010 068-121-010A 069-121-004 069-121-005D	GWVW-11AH GWVW-06A GWVW-06A GWVW-04A GWVW-05A GWVW-05A GWVW-05A GWVW-05A GWVW-05A GWVW-05A GWVW-09A GWVW-09A GWVW-09A GWVW-09A GWVW-09A GWVW-09A GWVW-08A GWVW-08A GWVW-08A GWVW-08A GWVW-08A GWVW-08A GWVW-08A GWVW-04A GWVW-04A GWVW-09A GWVW-11AH GWVW-09A GWVW-09A GWVW-09A GWVW-09A GWVW-09A GWVW-07A GWVW-06A GWVW-06A	1257185-7 1269299-2 1269874-2 1275619-5 1326342-1 270559-8 270681-0 271275-0 271647-0 271830-2 271855-9 271891-4 271985-4 271986-2 275619-5 3344253-4 418327-3 419689-5 463425-9	GWVO-06A GWVO-05A GWVO-05A GWVO-03A GWVO-04A GWVO-04A GWVO-03A GWVO-04A GWVO-04A GWVO-07A GWVO-04A GWVO-07A GWVO-07A GWVO-07A GWVO-08A GWVO-07A GWVO-03A GWVO-03A GWVO-01A GWVO-01A GWVO-03A		
<b><u>VOLVO</u></b>					
270682-8 26087 216470 260787 270559 271275 271613 271830 271975 271986 275619 416961 418327 419689 419691 463425 1257185 1269874 1326342 3267439 3272024 32674392 1011740-7	GWVO-01A GWVO-02A GWVO-07A GWVO-02A GWVO-04A GWVO-04A GWVO-06A GWVO-04A GWVO-04A GWVO-07A GWVO-03A GWVO-01A GWVO-01A GWVO-01A GWVO-01A GWVO-03A GWVO-06A GWVO-05A GWVO-04A GWVO-02A GWVO-02A GWVO-02A GWVO-02A				

# CROSS REFERENCE

OEM → GMB		OEM → GMB		OEM → GMB	
<b><u>KOREAN CAR(HYUNDAI)</u></b>		<b><u>KOREAN CAR(HYUNDAI)</u></b>		<b><u>KOREAN CAR(DAEWOO)</u></b>	
25100-02502	GWKR-107A	25239-45500	GWKR-132F	90234200	GWKR-303A
25100-11000	GWKR-124A	25239-45550	GWKR-139F	90281612	GWKR-305A
25100-11010	GWKR-124A	25239-70010	GWKR-111F	96182871	GWKR-307A
25100-21000	GWKR-106A	25239-72120	GWKR-105F	96230587	GWKR-306A
25100-21010	GWKR-106A	25239-84410	GWKR-127F	96352648	GWKR-313A
25100-22010	GWKR-106A	25720-43600	GWKR-104F	96352649	GWKR-310A
25100-23001	GWKR-117A	25720-43660	GWKR-110F	96352650	GWKR-307A
25100-23002	GWKR-117A	25720-55010	GWKR-109F	96518977	GWKR-300A
25100-23530	GWKR-105A	25720-55200	GWKR-124F	17400-60D01	GWKR-300A
25100-24030	GWKR-106A	25720-5E100	GWKR-136F	17400-70D00	GWKR-301A
25100-24040	GWKR-106A	25720-81041	GWKR-100F	17400-70D10	GWKR-302A
25100-24060	GWKR-106A	25720-8A800	GWKR-122F	17400A-70D04	GWKR-301A
25100-26015	GWKR-111A	25720-8C300	GWKR-129F	50940-13802	GWKR-311A
25100-26660	GWKR-111A	25720-8C400	GWKR-130F	6506500-6092	GWKR-304A
25100-27000	GWKR-108A	25720-8C800	GWKR-135F	90325661B	GWKR-312A
25100-27900	GWKR-116A	X25232-36001	GWKR-108F	96088484	GWKR-302F
25100-32515	GWKR-120A	MD997609	GWKR-106A	65.0665060 10	GWKR-300F
25100-32565	GWKR-121A			65.06650-6014	GWKR-301F
25100-33012	GWKR-100A				
25100-33020	GWKR-100A				
25100-33030	GWKR-100A				
25100-33122	GWKR-101A				
25100-38002	GWKR-102A				
25100-38450	GWKR-110A				
25100-39010	GWKR-104A				
25100-39012	GWKR-104A				
25100-39800	GWKR-112A				
25100-39802	GWKR-112A				
25100-3B002	GWKR-103A				
25100-3B300	GWKR-103A				
25100-41000	GWKR-122A				
25100-41001	GWKR-122A				
25100-42000	GWKR-123A				
25100-4A000	GWKR-109A				
25100-4A100	GWKR-109A				
M07251-02400	GWKR-107A				
M25100-23500	GWKR-105A				
MD030863	GWKR-106A				
MD997076	GWKR-106A				
25237-42010	GWKR-103F				
25237-42050	GWKR-107F				
25237-42101	GWKR-125F				
25237-42200	GWKR-121F				
25237-42560	GWKR-112F				
25237-42561	GWKR-113F				
25237-42610	GWKR-128F				
25237-42620	GWKR-138F				
25237-42650	GWKR-137F				
25237-42750	GWKR-134F				
25237-42920	GWKR-114F				
25237-42921	GWKR-115F				
25237-42922	GWKR-116F				
25237-4A000	GWKR-123F				
25237-93110	GWKR-101F				
25237-93200	GWKR-117F				
25239-41100	GWKR-102F				
25239-41301	GWKR-106F				
25239-45001	GWKR-118F				
25239-45010	GWKR-131F				
25239-45020	GWKR-133F				
25239-45101	GWKR-119F				
		<b><u>KOREAN CAR(KIA)</u></b>		<b><u>KOREAN CAR(SSANGYONG)</u></b>	
		0K01W 15 140	GWKR-208F	21232-05000	GWKR-400F
		0K028 15 140	GWKR-203F	A661 200 30 22	GWKR-400F
		0K038 15 140A	GWKR-209F	A661 200 32 22	GWKR-401F
		0K048 15 140A	GWKR-204F		
		0K410 15 140	GWKR-200F		
		0K65A 15 140D	GWKR-206F		
		0K708 12 140A	GWKR-207F		
		0K758 15 150D	GWKR-201F		
		0K770 15 140C	GWKR-202F		
		0K77J 15 140	GWKR-210F		
		0K77M 15 140	GWKR-211F		
		1355-15-010B	GWKR-206A		
		25215-2W100	GWKR-215F		
		25215-4X100	GWKR-212F		
		25215-4X500	GWKR-214F		
		25215-4X600	GWKR-217F		
		25215-4Z100	GWKR-216F		
		25215-4Z200	GWKR-213F		
		AA100-15-010A	GWKR-204A		
		K170 15 010	GWKR-213A		
		K431-15-010	GWKR-212A		
		K631-15-100	GWKR-202A		
		K710-15-010/140A	GWKR-210A		
		K800-15-010	GWKR-211A		
		KKY01-15-010	GWKR-205A		
		OFE1H-15-010G	GWKR-209A		
		OFE3N-15-010E	GWKR-203A		
		OK24A-15-010	GWKR-201A		
		OK65A-15-100A	GWKR-200A		
		OK710-15-010	GWKR-210A		
		OK900-15-010G	GWKR-208A		
		OK917-15-010	GWKR-208A		
		OK930-15-010A	GWKR-205A		
		OK937-15-010	GWKR-207A		
		OK9BV-15-010	GWKR-214A		
		VS01 15 140A	GWKR-205F		
		<b><u>KOREAN CAR(DAEWOO)</u></b>			
		90144227	GWKR-309A		
		90220568	GWKR-308A		

# COMPETITIVE REFERENCE

AIRTEX	GMB	AIRTEX	GMB	AIRTEX	GMB
AW1002	GWG-32A	AW4052	GWG-70A	AW5051	GWG-69A
AW1006	GWT-03A	AW4053	GWMZ-32A	AW5053	GWG-64A
AW1010	GWCR-17A	AW4054	GWG-61A	AW5054	GWG-80A
AW1012	GWM-01A	AW4057	GWG-93A	AW5055	GWG-81A
AW1018	GWG-07A	AW4060	GWG-77A	AW5057	GWO-13A
AW1028	GWG-42A	AW4065	GWG-69A	AW5058	GWS-15A
AW1040	GWCR-20A	AW4066	GWG-75A	AW5062	GWG-83A
AW1042	GWMZ-10A	AW4068	GWMZ-35A	AW5064	GWG-85A
AW1044	GWG-29A	AW4069	GWG-72A	AW5067	GWG-74A
AW1045	GWG-40A	AW4078	GWMZ-41A	AW5070	GWG-75A
AW1046	GWIS-14A	AW4079	GWG-76A	AW5072	GWG-84A
AW1047	GWG-24A	AW4083	GWG-74A	AW5073	GWG-79A
AW1053	GWCR-07A	AW4087	GWG-92A	AW5075	GWG-78A
AW1061	GWO-01A	AW4088	GWG-90A	AW5077	GWG-82A
AW1075	GWG-37A	AW4089	GWG-79A	AW7100	GWCR-06A
AW1077	GWAM-01A	AW4090	GWG-80A	AW7101	GWCR-04A
AW1082	GWG-43A	AW4091	GWG-91A	AW7103	GWCR-07A
AW1094	GWG-45A	AW4093	GWG-84A	AW7104	GWM-15A
AW1099	GWIH-01A	AW4094	GWG-82A	AW7105	GWM-12A
AW1100	GWG-36A	AW4095	GWG-85A	AW7106	GWM-14A
AW1107	GWG-12A	AW4099	GWG-81A	AW7108	GWM-19A
AW1109	GWG-27A	AW4100	GWG-75A	AW7110	GWCR-05A
AW1110	GWG-16A	AW4103	GWG-94A	AW7111	GWM-22A
AW1114	GWG-35A	AW4113	GWG-83A	AW7113	GWCR-19A
AW1120	GWG-26A	AW5000	GWG-05A	AW7114	GWM-23A
AW1121	GWG-25A	AW5000P	GWG-05AP	AW7115	GWM-17A
AW1124	GWM-03A	AW5001	GWG-04A	AW7116	GWM-13A
AW1127	GWIS-01A	AW5003	GWG-29A	AW7117	GWM-39A
AW1137	GWG-34A	AW5004	GWG-03A	AW7118	GWM-27A
AW3401	GWAM-04A	AW5006	GWG-17A	AW7120	GWM-37A
AW3403	GWAM-03A	AW5007	GWG-06A	AW7121	GWG-40A
AW3404	GWAM-05A	AW5008	GWG-33A	AW7122	GWCR-26A
AW3405	GWR-10A	AW5009	GWIS-19A	AW7126	GWCR-27A
AW3408	GWR-06A	AW5010	GWG-37A	AW7127	GWCR-28A
AW3412	GWAM-08A	AW5012	GWG-24A	AW7129	GWM-50A
AW3413	GWAM-06A	AW5013	GWG-19A	AW7135	GWM-47A
AW3414	GWAM-07A	AW5014	GWG-20A	AW7136	GWAM-09A
AW4002	GWG-28A	AW5014P	GWG-20AP	AW7140	GWCR-29A
AW4003	GWG-10A	AW5015	GWG-21A	AW7141	GWCR-31A
AW4005	GWMZ-20A	AW5016	GWG-22A	AW7147	GWM-47A
AW4011	GWG-20A	AW5017	GWG-11A	AW7148	GWM-48A
AW4014	GWG-44A	AW5020	GWG-51A	AW7150	GWCR-30A
AW4016	GWG-21A	AW5022	GWG-52A	AW7151	GWCR-32A
AW4020N	GWG-34A	AW5024	GWG-44A	AW7152	GWM-51A
AW4021	GWG-33A	AW5027	GWG-53A	AW7153	GWCR-33A
AW4022	GWG-36A	AW5028	GWG-45A	AW855	GWG-42A
AW4023	GWG-31A	AW5029	GWS-08A/12A	AW861	GWG-41A
AW4024	GWG-27A	AW5030	GWG-23A	AW879	GWG-68A
AW4030N	GWG-39A	AW5031	GWIS-30A	AW890	GWT-06A
AW4033	GWG-41A	AW5032	GWG-47A	AW895	GWG-01A
AW4034	GWG-48A	AW5033	GWG-48A	AW898	GWG-35A
AW4035	GWG-57A	AW5035	GWG-72A	AW9003	GWFI-03A
AW4038	GWG-56A	AW5036	GWG-61A	AW9004	GWVW-08A
AW4039	GWG-53A	AW5037	GWG-60A	AW9005	GWT-34A
AW4040	GWG-50A	AW5038	GWG-70A	AW9006	GWT-26AF
AW4041	GWG-51A	AW5040	GWG-54A	AW9008	GWN-12AF
AW4042	GWG-58A	AW5041	GWG-49A	AW9009	GWN-03A
AW4044	GWG-67A	AW5043	GWG-66A	AW9010	GWN-02A
AW4048	GWG-62A	AW5045	GWG-46A	AW9011	GWN-05A
AW4049	GWMZ-31A	AW5048	GWS-16A	AW9012	GWT-01A
AW4050	GWG-63A	AW5049	GWG-62A	AW9013	GWVO-01A
AW4051	GWG-60A	AW5050	GWG-59A	AW9014	GWSU-01A
AW4052	GWG-26A	AW5050N	GWG-77A	AW9015	GWT-30A

# COMPETITIVE REFERENCE

AIRTEX	GMB	AIRTEX	GMB	AIRTEX	GMB
AW9016	GWT-35A	AW9115	GWHO-24A	AW9270	GWN-50A
AW9017	GWT-41A	AW9116	GWN-35A	AW9271	GWT-83A
AW9018	GWT-31A	AW9117	GWBM-06A	AW9272	GWT-86A
AW9020	GWMZ-03A	AW9119	GWBM-04A	AW9273	GWHO-33A
AW9021	GWT-10A	AW9120	GWBM-08A	AW9278	GWIS-34A
AW9025	GWSU-03A/04A	AW9122	GWBM-05A	AW9282	GWR-01A
AW9026	GWN-11A	AW9129	GWHO-29A	AW9285	GWVO-07A
AW9027	GWT-32A	AW9130	GWHO-26A	AW9288	GWHO-36A
AW9028	GWT-38A	AW9131	GWHO-30A	AW9291	GWT-90A
AW9029	GWHO-10A	AW9132	GWIS-20A	AW9296	GWT-24A
AW9031	GWN-23AF	AW9133	GWIS-31A	AW9297	GWVW-05A
AW9033N	GWHO-13AP	AW9140	GWT-67A	AW9298	GWT-66A
AW9034	GWHO-15AP/16AP	AW9141	GWT-64A	AW9300	GWMZ-02A
AW9035	GWHO-08A	AW9142	GWT-80A	AW9301	GWR-03A
AW9039N	GWT-55A	AW9145	GWT-81A	AW9302	GWR-35A
AW9040N	GWT-52A	AW9148	GWVO-05A	AW9305	GWMZ-39A
AW9041	GWN-24A	AW9149	GWBM-01A	AW9306	GWT-92A
AW9043N	GWHO-07A	AW9152	GWBM-02A	AW9309	GWN-51A
AW9044	GWN-26A	AW9153	GWBM-07A	AW9318	GWMZ-43A
AW9045	GWT-43A	AW9155	GWT-73A	AW932	GWF-11A
AW9046	GWT-49A	AW9161	GWSU-13A	AW9334	GWT-93A
AW9048	GWT-53A	AW9162	GWN-43A	AW9339	GWVO-08A
AW9049	GWVO-03A	AW9164	GWBL-13A	AW9352	GWHO-39A
AW9050	GWMZ-21A	AW9166	GWMZ-36A	AW9359	GWM-54A
AW9052	GWVW-10A	AW9167	GWMZ-38A	AW9364	GWHY-23A
AW9053	GWMZ-18A	AW9168	GWM-45A	AW953	GWF-23A
AW9056	GWHO-21A	AW9170	GWT-28A	AW960	GWF-38A
AW9057	GWT-58A	AW9172	GWBE-02A	AW964	GWF-03A
AW9058	GWN-28A	AW9176	GWBE-03A	AW966	GWF-01A
AW9059	GWT-57A	AW9177	GWVW-04A	AW971	GWG-43A
AW9060	GWMZ-25A	AW9178	GWBE-01A	AW975	GWT-28A
AW9063	GWN-31A	AW9179	GWN-01A	AW984	GWG-31A
AW9064	GWT-50A	AW918	GWCR-22A	AW987	GWT-02A
AW9065	GWVW-07A	AW9185	GWBL-01A	AW988	GWT-04A
AW9066	GWVW-09A	AW9187	GWO-02A		
AW9067	GWF-52A	AW9189	GWT-22A		
AW9068	GWVO-04A	AW9193	GWP-06A		
AW9069	GWHO-22A	AW9198	GWN-19A		
AW9071	GWVW-06A	AW9200	GWT-61A		
AW9074	GWT-36A	AW9203	GWFI-04A		
AW9075	GWT-62A	AW9206	GWN-40A		
AW9076	GWT-63A	AW9207	GWN-39A		
AW9078	GWT-08A	AW9209	GWHO-28A		
AW9080	GWSU-14A	AW9211	GWBL-12A		
AW9082	GWBL-05A	AW9212	GWM-44A		
AW9083	GWHO-23A	AW9213	GWN-48A		
AW9084	GWFI-01A	AW9214	GWN-42A		
AW9085	GWFI-12A	AW9216	GWT-87A		
AW9086	GWT-51A	AW9218	GWHO-35A		
AW9087	GWT-67A	AW9220	GWIS-32A		
AW9092	GWT-54A	AW9221	GWIS-33A		
AW9093	GWSU-06A	AW9223	GWSU-12A		
AW9094	GWT-42A	AW9224	GWHO-27A		
AW9097	GWHO-25A	AW9227	GWS-03A		
AW9098	GWT-68A	AW9232	GWS-11A		
AW9099	GWT-77A	AW9237	GWD-32A		
AW9100	GWT-82A	AW9238	GWD-34A		
AW9104	GWN-41A	AW9247	GWT-89A		
AW9105	GWIS-22A	AW9250	GWHO-32A		
AW9107	GWSA-03A	AW9251	GWHO-34A		
AW9108	GWSA-02A	AW9257	GWT-84A		
AW9111	GWMZ-29A	AW9258	GWT-71A		
AW9114	GWN-20A	AW9259	GWMZ-42A		



# COMPETITIVE REFERENCE

GRAF	GMB	GRAF	GMB	GRAF	GMB
PA015	GWFI-04A	PA205	GWHO-15AP	PA504	GWHO-03A
PA018	GWFI-02A	PA206	GWHO-12AP	PA505	GWHO-04A
PA019	GWFI-11A	PA207	GWHO-16AP	PA506	GWHO-05A
PA035	GWFI-02A	PA208	GWMZ-03A	PA507	GWHO-06A
PA036	GWFI-04A	PA209	GWT-03A	PA518	GWSU-04A
PA044	GWO-01A	PA210	GWT-01A	PA519	GWSU-12A
PA046	GWO-02A	PA211	GWT-10A	PA523	GWSU-11A
PA047	GWR-02A	PA212	GWT-02A	PA524	GWSU-14A
PA052	GWBL-01A	PA213	GWT-09A	PA525	GWCR-17A
PA053	GWBM-07A	PA214	GWT-04A	PA526	GWCR-18A
PA054	GWFI-01A	PA215	GWT-08A	PA535	GWT-41A
PA073	GWP-03A	PA216	GWT-28A	PA538	GWN-39A
PA074	GWP-01A	PA218	GWT-36A	PA540	GWN-31A
PA081	GWR-01A	PA219	GWMZ-02A	PA547	GWR-02A
PA083	GWFI-07A	PA232	GWFI-18A	PA549	GWHO-11A
PA085	GWVO-01A	PA233	GWFI-40A	PA550	GWR-10A
PA088	GWFI-10AH	PA234	GWVW-04A	PA551	GWMZ-21A
PA089	GWFI-09A	PA236	GWO-07A	PA558	GWFI-07A
PA091	GWFI-01A	PA243	GWO-09A	PA563	GWHO-28A
PA096	GWP-02A	PA244	GWBM-04A	PA575	GWFI-06A
PA099	GWBM-05A	PA244	GWO-14AP	PA581	GWR-01A
PA102	GWVO-06A	PA251	GWP-07A	PA587	GWBL-11A
PA102	GWVW-06A	PA252	GWP-06A		
PA103	GWVW-10A	PA253	GWD-15A		
PA104	GWCR-01A	PA254	GWR-06A		
PA105	GWBE-02A	PA264	GWBM-02A		
PA106	GWBE-03A	PA266	GWFI-17A		
PA108	GWO-06A	PA279	GWVW-07A		
PA114	GWVO-03A	PA284	GWSA-02A		
PA115	GWBM-03A	PA286	GWFI-13A		
PA117	GWFI-18A	PA287	GWSU-01A		
PA118	GWFI-46A	PA288	GWSU-03A		
PA121	GWO-08AP	PA305	GWD-17A		
PA126	GWBF-05A	PA312	GWVO-04A		
PA130	GWFI-25A	PA321	GWFI-65A		
PA131	GWFI-03A	PA322	GWFI-49A		
PA133	GWBE-01A	PA324	GWO-11A		
PA134	GWBE-02A	PA325	GWO-10A		
PA141	GWR-03A	PA333	GWSU-13A		
PA142	GWR-03A	PA344	GWVW-07A*		
PA145	GWVW-08A	PA351	GWT-30A		
PA146	GWVW-09A	PA352	GWT-31A		
PA147	GWP-08AP	PA353	GWR-03A		
PA148	GWVW-05A	PA359	GWBM-08A		
PA149	GWBM-01A	PA374	GWBL-17A		
PA150	GWO-03A	PA375	GWBL-14A		
PA153	GWFI-10A	PA379	GWBM-05A		
PA155	GWP-01A	PA380	GWBM-06A		
PA159	GWFI-07A	PA385	GWHO-22A		
PA162	GWFI-05A	PA404	GWFI-06A		
PA163	GWFI-03A	PA409	GWO-12A		
PA164	GWFI-05A	PA413	GWSA-03A		
PA174	GWFI-14A	PA428	GWHO-26A		
PA174	GWFI-08A	PA434	GWN-24A		
PA175	GWFI-06A	PA435	GWN-35A		
PA187	GWBL-01A	PA436	GWN-29A		
PA190	GWP-05A	PA437	GWMZ-31A		
PA193	GWFI-09A	PA441	GWO-05AP		
PA196	GWBF-01A	PA442	GWO-13A		
PA197	GWCR-19A	PA458	GWHO-11A		
PA201	GWN-02A	PA459	GWHO-23A		
PA203	GWN-05A	PA486	GWT-64A		
PA204	GWHO-13AP	PA493	GWN-42A		

# COMPETITIVE REFERENCE

NPW	GMB	NPW	GMB	NPW	GMB
D-2	GWD-16A	H-40	GWHO-34A	M-20	GWM-26A
D-20	GWD-11A	H-41	GWHO-40A	M-21	GWM-35A
D-23	GWD-24A	H-42	GWHO-44A	M-23	GWM-43A
D-24	GWD-27A	H-43	GWHO-45A	M-24	GWM-43A
D-25	GWD-28A	H-46	GWHO-48A	M-25	GWM-46A
D-3	GWD-15A	H-48	GWIS-34A	M-25A	GWM-19A
D-30	GWD-30A	H-49	GWIS-44A	M-26	GWM-33A
D-31	GWD-31A	H-5	GWHO-05A	M-27	GWM-44A
D-32	GWD-29A	H-5	GWHO-06A	M-28	GWM-53A
D-34	GWD-34A	H-50	GWHO-52A	M-29	GWM-40A
D-35	GWD-32A	H-51	GWHO-47A	M-30	GWM-45A
D-4	GWD-14A	H-6	GWHO-10A	M-37	GWM-39A
D-40	GWD-35A	H-7	GWHO-07A	M-38	GWM-14A
D-6	GWD-26A	H-8	GWHO-08A	M-4	GWM-20A
D-7	GWD-25A	H-9	GWHO-18A	M-41	GWM-15A
D-8	GWD-17A	H-9	GWHO-43A	M-42	GWM-16A
F-1	GWSU-01A	I-1	GWIS-10A	M-5	GWM-31A
F-13	GWSU-11A	I-2	GWIS-01A	M-6	GWM-18A
F-17	GWSU-12A	I-22	GWIS-15A	M-7	GWM-13A
F-19	GWSU-15A	I-22	GWIS-20A	M-7	GWM-37A
F-20	GWSU-16A	I-22	GWIS-23A	M-8	GWM-12A
F-21	GWSU-17A	I-22F	GWIS-20F	M-9	GWM-17A
F-22	GWSU-18A	I-23	GWIS-23A	MZ-1	GWMZ-03A
F-24	GWN-73A	I-24	GWIS-10A	MZ-11	GWMZ-01A
F-3	GWSU-04A	I-25	GWIS-19A	MZ-13	GWMZ-07A
F-4	GWSU-03A	I-25A	GWIS-28A	MZ-14	GWMZ-08A
F-6	GWSU-05A	I-25F	GWIS-19F	MZ-15	GWMZ-28A
F-7	GWSU-06A	I-26	GWIS-25A	MZ-16	GWMZ-25A
F-8	GWSU-13A	I-26A	GWIS-25A	MZ-17	GWMZ-29A
F-9	GWSU-14A	I-27	GWIS-26A	MZ-18	GWMZ-30A
FR-2	GWSU-07RK	I-28	GWIS-22A	MZ-19	GWMZ-40A
H-1	GWHO-01AP	I-29	GWIS-31A	MZ-19A	GWMZ-40A
H-10	GWHO-16AP	I-3	GWIS-17A	MZ-2	GWMZ-13A
H-11	GWHO-11A	I-30	GWIS-37A	MZ-20	GWMZ-31A
H-12	GWHO-13AP	I-32	GWIS-35A	MZ-22	GWMZ-32A
H-13	GWHO-14AP	I-34	GWIS-30A	MZ-23	GWMZ-25A
H-14	GWHO-15AP	I-36	GWIS-20A	MZ-24	GWMZ-22A
H-15	GWHO-12AP	I-36	GWIS-23A	MZ-25	GWMZ-40A
H-16	GWHO-07A	I-37	GWIS-29A	MZ-28	GWMZ-35A
H-17	GWHO-10A	I-38	GWIS-29A	MZ-2A	GWMZ-13A
H-18	GWHO-08A	I-4	GWIS-15A	MZ-3	GWMZ-23A
H-19	GWHO-07A	I-4	GWIS-20A	MZ-30	GWMZ-36A
H-2	GWHO-03A	I-43	GWIS-45A	MZ-31	GWMZ-38A
H-20	GWHO-21A	I-43A	GWIS-25A	MZ-35	GWS-19A
H-21	GWHO-22A	I-45	GWIS-42A	MZ-37	GWMZ-53A
H-22	GWHO-22A	I-46	GWIS-34A	MZ-39	GWMZ-42A
H-23	GWHO-23A	I-46A	GWIS-44A	MZ-4	GWMZ-21A
H-24	GWHO-31A	I-49	GWIS-33A	MZ-40	GWMZ-41A
H-25	GWHO-26A	I-5	GWIS-16A	MZ-41	GWMZ-39A
H-26	GWHO-30A	I-50	GWIS-32A	MZ-42	GWMZ-43A
H-27	GWHO-29A	I-52	GWIS-40A	MZ-44	GWMZ-48A
H-28	GWHO-28A	I-53	GWIS-38A	MZ-46	GWMZ-52A
H-29	GWHO-27A	I-56F	GWIS-21F	MZ-49	GWIS-42A
H-3	GWHO-02A	I-7	GWIS-43A	MZ-4A	GWMZ-21A
H-30	GWHO-24A	I-7A	GWIS-43A	MZ-4B	GWMZ-21A
H-31	GWHO-25A	M-1	GWM-01A	MZ-5	GWMZ-16A
H-32	GWHO-32A	M-15	GWM-23A	MZ-5	GWMZ-18A
H-33	GWHO-41A	M-15A	GWM-24A	MZ-50	GWMZ-39A
H-36	GWHO-46A	M-16	GWM-33A	MZ-50	GWMZ-43A
H-37	GWHO-28A	M-17	GWM-27A	MZ-52	GWMZ-49A
H-38	GWHO-39A	M-18	GWM-30A	MZ-6	GWMZ-02A
H-39	GWHO-33A	M-19	GWM-28A	MZ-7	GWMZ-10A
H-4	GWHO-04A	M-2	GWM-02A	MZ-8	GWMZ-22A

# COMPETITIVE REFERENCE

NPW	GMB	NPW	GMB	NPW	GMB
MZ-9	GWMZ-34A	N-76	GWN-73A	T-120	GWT-92A
N-1	GWN-01A	N-78F	GWN-16F	T-121	GWT-98A
N-11	GWN-18A	N-78F	GWN-33F	T-123	GWT-96A
N-13	GWN-24A	N-8	GWN-11A	T-125	GWT-116AH
N-14	GWN-20A	N-84	GWN-46AF	T-125	GWT-116A
N-14F	GWN-33F	N-86	GWN-61A	T-126	GWT-87A
N-15	GWN-08A	N-8F	GWN-11F	T-127	GWT-84A
N-16	GWN-05A	N-9	GWN-19A	T-128	GWT-100A
N-17	GWN-23AF	N-93F	GWN-33F	T-12AF	GWT-26AF
N-17A	GWN-23AF	S-1	GWS-05A	T-12AF	GWT-44A*
N-2	GWN-03A	S-10	GWS-10A	T-12AF	GWT-80A
N-21	GWN-30A	S-11	GWS-09A	T-13	GWT-27A
N-22	GWN-21A	S-12	GWS-15A	T-130	GWT-101A
N-23	GWN-31A	S-12	GWS-30A	T-132	GWT-97A
N-23F	GWN-31F	S-13	GWS-17A	T-133	GWT-103A
N-24	GWN-28A	S-14	GWS-16A	T-134	GWT-119A
N-24F	GWN-16F	S-15	GWS-19A	T-139	GWT-94A
N-24F	GWN-33F	S-16	GWS-21A	T-13AF	GWT-27AFH
N-25	GWN-38A	S-17	GWS-15A	T-13F	GWT-27F
N-26	GWN-29A	S-18	GWS-21A	T-14	GWT-28A
N-27	GWN-37A	S-19	GWS-23A	T-15	GWT-38A
N-28	GWN-35A	S-2	GWS-01A	T-16	GWT-23A
N-29	GWN-49A	S-22	GWS-27A	T-16	GWT-26AF
N-3	GWN-02A	S-23	GWS-25A	T-16	GWT-41A
N-30	GWN-39A	S-25	GWS-30A	T-16F	GWT-32F
N-31	GWN-40A	S-26	GWS-20A	T-17	GWT-49A
N-34	GWN-42A	S-28	GWS-26A	T-17/D-22	GWT-49A
N-35	GWN-32A	S-3	GWS-02A	T-18	GWT-42A
N-35F	GWN-33F	S-30	GWS-22A	T-18F	GWT-32F
N-36	GWN-46AF	S-31	GWS-14A	T-19	GWT-38A
N-38	GWN-26A	S-32	GWS-24A	T-19	GWT-43A
N-39	GWN-55A	S-4	GWS-04A	T-19	GWT-78A
N-4	GWN-06A	S-5	GWS-07A	T-2	GWT-03A
N-40	GWN-36A	S-6	GWS-03A	T-20	GWT-46A
N-41	GWN-65AF	S-7	GWS-10A	T-21	GWT-45A
N-42	GWN-47AF	S-8	GWS-11A	T-22	GWT-47A
N-43	GWN-53A	S-9	GWS-08A	T-22/D-5	GWT-47A
N-45	GWN-48A	S-9A	GWS-12A	T-23	GWT-21A
N-49	GWN-05A	S-9A	GWS-30A	T-23/24	GWT-21A
N-49	GWN-49A	T-1	GWT-02A	T-23/4	GWT-21A
N-5	GWN-05A	T-10	GWT-24A	T-24	GWT-21A
N-50	GWN-45A	T-10/D-13	GWT-24A	T-25	GWT-28A
N-52	GWN-72A	T-104	GWT-90A	T-25F	GWT-28F
N-53	GWN-58A	T-105	GWT-85A	T-26	GWT-60A
N-53	GWN-68A	T-107	GWT-71A	T-26/D-19	GWT-60A
N-54	GWN-59A	T-109	GWT-86A	T-27	GWT-55A
N-55	GWN-70A	T-109A	GWT-86A	T-27F	GWT-28F
N-57	GWN-69A	T-109AH	GWT-86A	T-28	GWT-59A
N-59	GWN-64A	T-11	GWT-04A	T-28/D-21	GWT-59A
N-5F	(GWN-16F)	T-110	GWT-99A	T-28F	GWT-59F
N-5F	(GWN-33F)	T-111	GWT-111A	T-29A	GWT-109A
N-5F	GWN-16F	T-112	GWT-107A	T-3	GWT-10A
N-5F	GWN-33F	T-112	GWT-67A	T-30	GWT-53A
N-6	GWN-10A	T-113	GWT-117A	T-31	GWT-35A
N-60	GWN-51A	T-113	GWT-93A	T-31F	GWT-35F
N-61	GWN-60A	T-115	GWT-110A	T-32	GWT-50A
N-62	GWN-41A	T-117	GWT-107A	T-32/D-21A	GWT-50A
N-63	GWN-44A	T-117	GWT-122A	T-33	GWT-51A
N-65	GWN-43A	T-117	GWT-122A*	T-34	GWT-34A
N-66	GWN-50A	T-118	GWT-120A	T-35	GWT-32A
N-7	GWN-12AF	T-118	GWT-120AH	T-36	GWT-25A
N-71	GWN-52A	T-12	GWT-04A	T-38	GWT-15A
N-74	GWN-54A	T-12	GWT-44A	T-39	GWT-36A

# COMPETITIVE REFERENCE

NPW	GMB	NPW	GMB	PARAUT	GMB
T-4	GWT-09A	T-93	GWT-83AH	C3-002	(GWM-13A)
T-4/D-15	GWT-09A	T-93A	GWT-83A	C3-002	(GWM-37A)
T-40	GWT-06A	T-93A	GWT-83AH	C3-004	GWM-31A
T-42	GWT-14A	T-93AH	GWT-83AH	C3-006	GWM-12A
T-42/D-12	GWT-14A	T-94	GWT-57A	C3-007	GWM-24A
T-44	GWT-07A	T-94	GWT-94A	C3-008	GWM-23A
T-45	GWT-08A	T-95	GWT-73A	C3-016	GWM-38A
T-46	GWT-18A	T-97	GWT-71A	C3-018	GWM-33A
T-47	GWT-19A	T-98	GWT-71A	C3-032	GWM-30A
T-49	GWT-22A	T-99	GWT-91A	C3-033	GWM-19A
T-5	GWT-30A			C3-033	GWM-46A
T-5/D-17	GWT-30A			C3-034	GWM-39A
T-50	GWT-88A			C3-035	GWM-35A
T-50AF	GWT-88A			C3-036	GWM-43A
T-51	GWT-89A			C3-037	GWM-43A
T-53	GWT-62A			C3-038	GWM-17A
T-54	GWT-58A			C3-038	GWM-77A
T-55	GWT-62A			C3-040	GWM-69A
T-55F	GWT-31F			C3-042	GWM-16A
T-56	GWT-52A			C3-044	GWM-44A
T-57	GWT-61A			C3-045	GWM-27A
T-57F	GWT-61F			C3-046	GWM-40A
T-58	GWT-57A			C3-048	GWM-18A
T-58/D-28	GWT-57A			C3-049	GWM-28A
T-59	GWT-54A			C3-050	GWM-63A
T-59/D-27	GWT-54A			C3-051	GWM-45A
T-59F	GWT-27F			C3-056	GWM-37A
T-6	GWT-31A			C3-058	GWM-26A
T-6/D-18	GWT-31A			C3-059	GWM-26A
T-63	GWT-63A			C3-060	GWM-40A
T-64	GWT-65A			C3-072	GWM-20A
T-67	GWT-64A			C3-077	GWM-64A
T-68	GWT-68A			C3-078	GWM-71A
T-68	GWT-68A*			C3-080	GWM-68A
T-69	GWT-72A			C3-081	GWM-65A
T-6AF	GWT-31AF			C3-082	GWM-72A
T-6F	GWT-31F			C3-083	GWM-59A
T-7	GWT-05A			C3-084	GWM-52A
T-7/D-10	GWT-05A			C3-085	GWM-50A
T-70	GWT-73A			C3-086	GWM-60A
T-71	GWT-74A			C3-087	GWM-66A
T-72	GWT-75A			C3-089	GWM-67A
T-73	GWT-48A			C3-090	GWM-47A
T-74	GWT-108A			C3-091	GWM-56A
T-76	GWT-82A			C3-092S	GWM-57A
T-77	GWT-78A			C3-093	GWM-48A
T-79	GWT-66A			C3-096	GWM-51A
T-8	GWT-12A			C3-097	GWM-51A
T-8/D-11	GWT-12A			C3-098S	GWM-55A
T-80	GWT-70A			C3-099S	GWM-61A
T-84	GWT-79A			C3-101	GWM-54A
T-85	GWT-82A			C3-104	GWM-42A
T-86	GWT-67A			D3-002	GWD-25A
T-87	GWT-77A			D3-003	GWD-17A
T-87AH	GWT-77A			D3-004	GWD-24A
T-88	GWT-58A			D3-005	GWD-29A
T-88	GWT-68A			D3-007	GWD-16A
T-88	GWT-93A*			D3-008	GWD-15A
T-89	GWT-80A			D3-009	GWD-34A
T-9	GWT-01A			D3-010	GWD-31A
T-9/D-16	GWT-01A			D3-011	GWD-30A
T-90	GWT-81A			D3-012	GWD-26A
T-93	GWT-83A			D3-013	GWD-27A

# COMPETITIVE REFERENCE

PARAUT	GMB	PARAUT	GMB	PARAUT	GMB
D3-014	GWD-36A	H3-005	(GWHO-05A)	M3-030	GWMZ-53A
D3-015	GWD-37A	H3-005	(GWHO-12AP)	M3-031	GWMZ-38A
D3-016	GWD-38A	H3-008	GWHO-16AP	M3-032	GWMZ-39A
D3-017	GWD-33A	H3-009	GWHO-08A	M3-032	GWMZ-43A
D3-018	GWD-46A	H3-010	(GWHO-06A)	M3-033	GWMZ-49A
D3-019	GWD-39A	H3-010	(GWHO-10A)	M3-035	GWMZ-42A
D3-020	GWD-44A	H3-011	GWHO-10A	M3-039	GWMZ-36A
D3-021	GWD-42A	H3-012	(GWHO-01AP)	M3-040	GWMZ-48A
D3-022	GWD-32A	H3-012	(GWHO-02A)	M3-041	GWMZ-30A
D3-023	GWD-48A	H3-012	(GWHO-03A)	S3-002	GWS-02A
D3-024	GWD-47A	H3-012	(GWHO-04A)	S3-003	GWS-04A
D3-025	GWD-45A	H3-012	(GWHO-13AP)	S3-004	(GWS-03A)
D3-026*	GWD-43AH	H3-012	(GWHO-15AP)	S3-004	(GWS-11A)
F3-001	GWSU-04A	H3-013	GWHO-22A	S3-005	GWS-10A
F3-002	GWSU-03A	H3-015	GWHO-23A	S3-006	GWS-09A
F3-003	GWSU-07RK	H3-017	GWHO-07A	S3-007	GWS-17A
F3-008	GWSU-01A	H3-018	GWHO-27A	S3-008	GWS-07A
F3-009	GWSU-14A	H3-019	GWHO-30A	S3-012	GWS-15A
F3-010	GWSU-06A	H3-020	GWHO-21A	S3-012S	GWS-15A
F3-011	GWSU-11A	H3-023	GWHO-11A	S3-013	(GWS-08A)
F3-012	GWSU-13A	H3-025	GWHO-24A	S3-013	(GWS-12A)
F3-014	GWSU-11A	H3-028	GWHO-29A	S3-013	GWS-30A
F3-016	GWSU-08RK	H3-029	GWHO-26A	S3-014	GWS-16A
F3-018	GWSU-12A	H3-029E	GWHO-26A	S3-014S	GWS-16A
F3-018G	GWSU-12A	H3-029E	GWIS-39A	S3-015	GWS-19A
F3-019G	GWSU-15A	H3-032	GWHO-22A	S3-016	GWS-21A
F3-020G	GWSU-16A	H3-033	GWHO-31A	S3-017	GWS-14A
F3-021	GWSU-17A	H3-035E	GWHO-42A	S3-018	GWS-24A
F3-023	GWSU-18A	H3-037	GWHO-44A	S3-019	GWS-25A
F3-024	GWSU-20A	H3-039	GWHO-32A	S3-020	GWS-26A
G3-001	GWIS-10A	H3-040	GWHO-34A	T3-001	GWT-70A
G3-002	GWIS-13A	H3-041E	GWHO-41A	T3-004	GWT-63A
G3-003	GWIS-16A	H3-042	GWHO-25A	T3-005	GWT-68A
G3-005	GWIS-17A	H3-044E	GWHO-18A	T3-007	GWT-14A
G3-006	GWIS-01A	H3-045	GWHO-33A	T3-008	GWT-42A
G3-009S	GWIS-35A	H3-047	GWHO-28A	T3-009	GWT-41A
G3-010	GWIS-25A	H3-049	GWHO-56A	T3-010	GWT-09A
G3-011	GWIS-14A	H3-054G	GWHO-35A	T3-011	GWT-01A
G3-012	GWIS-19A	H3-055	GWHO-36A	T3-012	GWT-24A
G3-015	GWIS-36A	H3-057	GWHO-39A	T3-013	GWT-61A
G3-017	GWIS-15A	H3-057	GWIS-38A	T3-014	GWT-12A
G3-018	GWIS-17A	H3-059	GWHO-40A	T3-016	GWT-47A
G3-019	(GWIS-15A)	H3-060	GWHO-45A	T3-017	GWT-31A
G3-019	(GWIS-20A)	M3-002	GWMZ-13A	T3-018	GWT-30A
G3-019	(GWIS-23A)	M3-003	GWMZ-23A	T3-019	GWT-46A
G3-020	GWIS-29A	M3-004	GWMZ-21A	T3-020	GWT-45A
G3-022	GWIS-28A	M3-005	GWMZ-22A	T3-022	GWT-78A
G3-023	GWIS-37A	M3-006	GWMZ-35A	T3-026	GWT-10A
G3-025	(GWIS-20A)	M3-008	GWMZ-03A	T3-028	GWT-27A
G3-025	(GWIS-23A)	M3-009	GWMZ-02A	T3-029	(GWT-04A)
G3-027	GWIS-43A	M3-011	GWMZ-31A	T3-029	(GWT-15A)
G3-029	GWIS-31A	M3-011S	GWMZ-31A	T3-029	(GWT-44A)
G3-030	GWIS-25A	M3-012	GWMZ-40A	T3-030	GWT-43A
G3-030	GWIS-45A	M3-013	GWMZ-32A	T3-031	GWT-49A*
G3-032S	GWIS-42A	M3-014	GWMZ-40A	T3-032	(GWT-38A*)
G3-032S	GWN-66A	M3-015	GWMZ-52A	T3-032	(GWT-43A*)
G5-001	GWIS-19F	M3-016	GWMZ-51A	T3-033	GWT-55A
G5-002	GWIS-20F	M3-017	GWMZ-50A	T3-034	GWT-54A
H3-001	GWHO-05A	M3-023	GWMZ-29A	T3-034E	GWT-114A
H3-002	GWHO-14AP	M3-025	GWMZ-30A	T3-034E	GWT-54A
H3-004	GWHO-18A	M3-026	GWMZ-39A	T3-035	GWT-50A
H3-004E	GWHO-18A	M3-027	GWMZ-43A	T3-036	GWT-59A
H3-004E	GWHO-43A	M3-029	GWMZ-41A	T3-038	GWT-60A

# COMPETITIVE REFERENCE

PARAUT	GMB	PARAUT	GMB	PARAUT	GMB
T3-039	GWT-28A	T3-128	GWT-78A	V3-090	GWN-58A
T3-044	GWT-66A	T3-129	GWT-77A	V3-090	GWN-68A
T3-045	GWT-53A	T3-132	GWT-122A*	V3-094	GWN-42A
T3-046	GWT-57A	T3-134S	GWT-101A	V3-095	GWN-48A
T3-046	GWT-94A	T3-135S	GWT-119A	V3-097	GWN-54A
T3-047	GWT-62A	T3-136S	GWT-133A	V3-097S	GWIS-41A
T3-048	GWT-58A	T3-136S	GWT-98A	V3-097S	GWN-54A
T3-050	GWT-67A	T3-142S	GWT-79A	V3-098	GWMZ-46A
T3-051	GWT-58A	T5-001	(GWT-61F)	V3-098	GWN-08A
T3-052	GWT-63A	T5-001	GWT-61F	V3-098	GWN-52A
T3-053	GWT-27AFH	T5-003	GWT-27F	V3-099	GWN-26A
T3-058	GWT-53A*	T5-005	GWT-32F	V3-102	GWN-38A
T3-059	GWT-67A	T5-006	GWT-32F	V3-103	GWN-49A
T3-060	GWT-77A*	T5-013	GWT-28F	V3-111S	GWN-44A
T3-061	GWT-55A*	T5-025	GWT-35F	V3-112	GWN-79A
T3-065	GWT-52A	T5-027	GWT-31F	V3-116	GWN-51A
T3-066	GWT-82A	T5-028	GWT-59F	V3-118	GWN-78A
T3-067	GWT-84A	V3-001	GWN-11A	V3-119	GWN-64A
T3-068	GWT-113A	V3-002	GWN-01A	V3-123	GWN-75A
T3-069	GWT-109A	V3-003	GWN-03A	V3-124	GWN-51A
T3-070	GWT-108A	V3-004	GWN-02A	V3-129	GWN-61A
T3-071	GWD-13A	V3-005	GWN-05A	V3-130	GWN-05A
T3-072	GWT-79A	V3-006	GWN-06A	V3-130	GWN-49A
T3-073	GWT-110A	V3-007	GWN-53A	V3-132	GWN-73A
T3-075	GWT-112A	V3-008	GWN-12AF	V3-135	GWN-32A
T3-076	GWT-81A	V3-009	GWN-06A	V3-135	GWN-70A
T3-078	GWT-73A	V3-010	GWN-10A	V3-138	GWN-67A
T3-080	GWT-111A	V3-014	GWN-05A	V5-013	GWN-11F
T3-082S	GWT-85A	V3-015	GWN-19A	V5-014	GWN-11F
T3-083	GWT-87A	V3-016	GWN-31A	V5-015	GWN-11F
T3-085	GWT-49A	V3-017	GWN-20A	V5-023	GWN-16F
T3-088	GWT-72A	V3-018	GWN-28A	V5-026	GWN-16F
T3-089	GWT-73A	V3-020	GWN-18A	V5-031	(GWN-31F)
T3-090	GWT-65A	V3-021	GWN-19A	V5-031	GWN-31F
T3-090*	GWT-65A	V3-022	GWN-35A	V5-A01	GWN-16F
T3-091	GWT-91A	V3-023	GWN-24A	V5-A01	GWN-33F
T3-093	GWT-71A	V3-024	GWN-29A	V5-A03	GWN-16F
T3-095	GWT-71A	V3-025	GWN-26A	V5-A04	(GWN-33F)
T3-097S	GWT-129A	V3-027	GWN-45A	V5-A04Z	GWN-16F
T3-098	GWT-83A	V3-029	GWN-63A	V5-A05	GWN-33F
T3-099	GWT-88A	V3-030	GWN-37A		
T3-099*	GWT-88A	V3-031	GWN-59A		
T3-101	GWT-77A	V3-032	GWN-41A		
T3-102	GWT-83A	V3-033	GWN-36A		
T3-102	GWT-83AH	V3-035	GWN-32A		
T3-103	GWT-86A	V3-036	GWN-10A		
T3-105*	GWT-68A	V3-036	GWN-46AF		
T3-105*	GWT-93A*	V3-038	GWN-55A		
T3-106	GWT-93A	V3-040	GWN-32A		
T3-107	GWT-107A	V3-041	GWN-39A		
T3-109	GWT-82A	V3-043	GWN-69A		
T3-110	GWT-120AH	V3-055	GWN-43A		
T3-110#	GWT-95A	V3-056	GWN-60A		
T3-111	GWT-120A	V3-061	GWN-47AF		
T3-112	GWT-103A	V3-064	GWN-23AF		
T3-114	GWT-116A	V3-066	GWN-38A		
T3-115	GWT-121A*	V3-067	GWN-21A		
T3-116	GWT-121A	V3-074	GWN-40A		
T3-117	GWT-86A	V3-075	GWN-72A		
T3-123S	GWT-92A	V3-077	GWN-56A		
T3-124	GWT-116AH	V3-078	GWN-57A		
T3-125	GWT-99A	V3-083	GWN-30A		
T3-126	GWT-96A	V3-089	GWN-65AF		

# COMPETITIVE REFERENCE

QHL	GMB	QHL	GMB	QHL	GMB
QCP1007	GWP-04A	QCP2471	GWO-05AP	QCP555	GWO-01A
QCP1008	GWP-05A	QCP2472	GWSA-02A	QCP560	GWBE-01A
QCP1013	GWT-10A	QCP2473	GWHO-13AP	QCP561	GWBM-07A
QCP1016	GWHO-03A	QCP2476	GWHO-15AP	QCP564	GWF-29A
QCP1017	GWFI-03A	QCP2477	GWBM-06A	QCP566	GWP-03A
QCP1018	GWFI-07A	QCP2478	GWBM-05A	QCP567	GWP-01A
QCP125	GWMF-01A	QCP2478	GWBM-06A	QCP570	GWCR-01A
QCP1294	GWVW-06A	QCP2508	GWM-37A	QCP571	GWFI-04A
QCP1350	GWO-13A	QCP2509	GWM-12A	QCP577	GWG-08A
QCP1376	GWD-17A	QCP2512	GWO-10A	QCP577A	GWG-01A
QCP1395	GWM-23A	QCP2517	GWO-11A	QCP577B	GWG-09A
QCP1401	GWMZ-25A	QCP2525	GWF-18A	QCP577C	GWG-10A
QCP1416	GWHO-30A	QCP2526	GWF-03A	QCP578	GWCR-02A
QCP1481	GWHO-26A	QCP2527	GWF-65A	QCP580	GWFI-11A
QCP1504	GWSU-13A	QCP2550	GWMZ-31A	QCP587	GWHD-02A
QCP1549	GWVW-07A	QCP2588	GWS-11A	QCP598	GWF-20A
QCP1557	GWO-05AP	QCP2590	GWMZ-29A	QCP726	GWHD-03A
QCP1559	GWBM-03A	QCP2593	GWHO-18A	QCP730	GWF-01A
QCP1577	GWFI-08A	QCP2594	GWT-43A	QCP732	GWT-06A
QCP1581	GWR-04A	QCP2595	GWT-62A	QCP735	GWCR-17A
QCP1582	GWR-05A	QCP2596	GWT-63A	QCP744	GWBL-09A
QCP173	GWF-19A	QCP2597	GWT-68A	QCP746	GWF-03A
QCP181	GWF-02A	QCP2598	GWT-50A	QCP748	GWBL-06A
QCP2022	GWVW-04A	QCP2612	GWN-35A	QCP752	GWN-03A
QCP2051	GWMZ-03A	QCP2613	GWT-57A	QCP754	GWN-05A
QCP2062	GWO-06A	QCP2634	GWHO-25A	QCP757	GWT-02A
QCP2064	GWO-05AP	QCP2638	GWN-29A	QCP760	GWBM-05A
QCP2067	GWP-02A	QCP2639	GWMZ-21A	QCP766	GWFI-01A
QCP2085	GWF-17A	QCP2663	GWSA-03A	QCP769	GWR-01A
QCP2087	GWF-47A	QCP2702	GWT-58A	QCP769	GWVO-02A
QCP2092	GWBL-07A	QCP2704	GWM-39A	QCP786	GWBF-01A
QCP2100	(GWO-04A/07A)	QCP2705	GWHO-22A	QCP788	GWN-02A
QCP2111	GWFI-10AH	QCP2740	GWHO-24A	QCP797	GWT-03A
QCP2127	GWHO-10A	QCP2809	GWT-29A	QCP800	GWF-05A
QCP2135	GWT-30A	QCP2943	GWN-39A	QCP802	GWCR-03A
QCP2135	GWT-30A	QCP2946	GWT-78A	QCP803/808	GWHD-04/05A
QCP2140	GWMZ-10A	QCP2947	GWHO-24A	QCP804	GWF-07A
QCP2147	GWBM-06A	QCP2949	GWMZ-32A	QCP805	GWF-06A
QCP2154	GWBM-04A	QCP2950	GWS-12A	QCP806	GWCR-07A
QCP216	GWBL-03A	QCP2960	GWSU-03A	QCP809	GWF-11A
QCP2172	GWT-31A	QCP2976	GWN-26A	QCP814	GWBF-02A
QCP2172	GWT-31A	QCP2978	GWT-77A	QCP815	GWHD-06A
QCP2182	GWBL-17A	QCP2979	GWT-42A	QCP904	GWMZ-02A
QCP2188	GWBF-06A	QCP2980	GWT-54A	QCP908	GWVW-08A
QCP2189	GWG-11A	QCP2980	GWT-54A	QCP911	GWFI-10A
QCP2194	GWO-09A	QCP2981	GWT-61A	QCP932	GWF-08AH
QCP2301	GWBL-14A	QCP2991	GWS-11A	QCP935	GWBF-03A
QCP2302	GWR-11A	QCP3022	GWO-06A	QCP952	GWVW-09A
QCP2303	GWF-46A	QCP3023	GWO-05AP	QCP954	GWBF-05A
QCP2304	GWF-40A	QCP3024	GWBM-03A	QCP957	GWR-03A
QCP2329	GWN-20A	QCP3035	GWSU-11A	QCP958	GWP-08AP
QCP2344	GWP-06A	QCP3036	GWBE-03A	QCP959	GWT-05A
QCP2345	GWP-07A	QCP3036	GWS-16A	QCP965	GWFI-09A
QCP2376	GWBE-03A	QCP3037	GWS-15A	QCP969	GWVO-03A
QCP2410	GWHO-22A	QCP3055	GWT-67A	QCP970	GWO-08AP
QCP2420	GWVO-05A	QCP3073	GWIS-31A	QCP973	GWO-03A
QCP2425	GWM-19A	QCP3709	GWBL-01A	QCP974	GWBL-05A
QCP2426	GWM-23A	QCP3709P	GWBL-01A	QCP975	GWBL-04A
QCP2433	GWM-17A	QCP538	GWSA-01A	QCP976	GWVO-01A
QCP2447	GWBL-15A	QCP538	GWF-04A	QCP977	GWCR-19A
QCP2453	GWVW-07A	QCP539	GWR-02A	QCP980	GWF-25A
QCP2467	GWHO-04A	QCP541	GWO-02A	QCP983	GWBL-10A
QCP2470	GWR-06A	QCP550	GWF-08A	QCP985	GWF-10A

# COMPETITIVE REFERENCE

QHL	GMB	SIL	GMB	SIL	GMB
QCP986	<b>GWVW-05A</b>	PA102	<b>GWO-01A</b>	PA312	<b>GWT-41A</b>
QCP990	<b>GWBM-01A</b>	PA103	<b>GWO-02A</b>	PA314	<b>GWMZ-16A</b>
QCP991	<b>GWFI-05A</b>	PA105P	<b>GWFI-04A</b>	PA320	<b>GWT-30A</b>
QCP993	<b>GWFI-02A</b>	PA107	<b>GWFI-02A</b>	PA321	<b>GWVW-04A</b>
QCP995	<b>GWBE-02A</b>	PA115	<b>GWR-02A</b>	PA338P	<b>GWBL-06A</b>
QCP997	<b>GWP-05A</b>	PA118	<b>GWVO-01A</b>	PA347P	<b>GWO-08AP</b>
QCP997A	<b>GWP-06A</b>	PA120	<b>GWP-01A</b>	PA350	<b>GWT-09A</b>
QCP998	<b>GWCR-18A</b>	PA121	<b>GWBL-01A</b>	PA351	<b>GWP-04A</b>
		PA122	<b>GWBM-07A</b>	PA355	<b>GWO-06A</b>
		PA124	<b>GWP-03A</b>	PA358P	<b>GWO-05AP</b>
		PA141	<b>GWFI-04A</b>	PA361	<b>GWP-06A</b>
		PA176	<b>GWBF-01A</b>	PA363	<b>GWN-05A</b>
		PA193	<b>GWP-02A</b>	PA372	<b>GWFI-17A</b>
		PA198P	<b>GWFI-01A</b>	PA373	<b>GWFI-18A</b>
		PA201	<b>GWBL-01A</b>	PA374	<b>GWVW-07A</b>
		PA201AC	<b>GWBL-11A</b>	PA378	<b>(GWO-04A/07A)</b>
		PA206P	<b>GWFI-10AH</b>	PA379S	<b>GWFI-47A</b>
		PA207	<b>GWBE-01A</b>	PA380P	<b>GWVW-06A</b>
		PA208	<b>GWR-01A</b>	PA382	<b>GWBM-04A</b>
		PA213	<b>GWVW-08A</b>	PA383	<b>GWBM-03A</b>
		PA215	<b>GWFI-03A</b>	PA384	<b>GWFI-12A</b>
		PA218	<b>GWFI-01A</b>	PA386	<b>GWBM-06A</b>
		PA228	<b>GWFI-09A</b>	PA387	<b>GWBM-05A</b>
		PA229P	<b>GWP-08AP</b>	PA389	<b>GWP-07A</b>
		PA231	<b>GWFI-06A</b>	PA390	<b>GWN-11A</b>
		PA234P	<b>GWFI-01A</b>	PA391P	<b>GWSU-04A</b>
		PA235S	<b>GWFI-25A</b>	PA392P	<b>GWSU-03A</b>
		PA236	<b>GWVW-09A</b>	PA393	<b>GWFI-46A</b>
		PA238	<b>GWBE-02A</b>	PA398P	<b>GWFI-40A</b>
		PA238E	<b>GWBE-02A</b>	PA399	<b>GWHO-11A</b>
		PA238S	<b>GWBE-02A</b>	PA403	<b>GWHO-06A</b>
		PA248S	<b>GWFI-14A</b>	PA403P	<b>GWHO-16AP</b>
		PA249	<b>GWBM-01A</b>	PA407PS	<b>GWFI-50A</b>
		PA251	<b>GWFI-05A</b>	PA409	<b>GWBE-03A</b>
		PA252	<b>GWFI-03A</b>	PA411P	<b>GWO-14AP</b>
		PA257	<b>GWVO-03A</b>	PA421P	<b>GWR-11A</b>
		PA259	<b>GWCR-19A</b>	PA422P	<b>GWR-10A</b>
		PA260	<b>GWT-10A</b>	PA426P	<b>GWO-09A</b>
		PA261	<b>GWT-02A</b>	PA428	<b>GWD-15A</b>
		PA262	<b>GWT-03A</b>	PA430	<b>GWR-06A</b>
		PA263	<b>GWT-01A</b>	PA431	<b>GWBM-02A</b>
		PA264	<b>GWN-02A</b>	PA432	<b>GWN-24A</b>
		PA267	<b>GWO-03A</b>	PA435	<b>GWN-20A</b>
		PA270	<b>GWBF-05A</b>	PA437P	<b>GWO-13A</b>
		PA273	<b>GWN-03A</b>	PA443	<b>GWBL-14A</b>
		PA274	<b>GWMZ-01A</b>	PA456	<b>GWMZ-21A</b>
		PA275	<b>GWFI-10A</b>	PA460	<b>GWVW-07A</b>
		PA275E	<b>GWFI-10A</b>	PA468	<b>GWVW-09A</b>
		PA275S	<b>GWFI-10A</b>	PA469	<b>GWSA-02A</b>
		PA278P	<b>GWVW-05A</b>	PA471P	<b>GWBL-17A</b>
		PA279S	<b>GWFI-24A</b>	PA473	<b>GWVO-04A</b>
		PA280	<b>GWR-03A</b>	PA498	<b>GWFI-18A</b>
		PA281	<b>GWMZ-03A</b>	PA498E	<b>GWFI-18A</b>
		PA287	<b>GWFI-09A</b>	PA512P	<b>GWO-10A</b>
		PA288S	<b>GWFI-07A</b>	PA514	<b>GWVO-05A</b>
		PA291	<b>GWHO-04A</b>	PA515P	<b>GWHO-22A</b>
		PA291P	<b>GWHO-12AP</b>	PA516P	<b>GWN-29A</b>
		PA292P	<b>GWHO-01AP</b>	PA517	<b>GWHO-21A</b>
		PA293	<b>GWR-01A</b>	PA524P	<b>GWO-11A</b>
		PA301	<b>GWHO-03A</b>	PA600P	<b>GWMZ-25A</b>
		PA303P	<b>GWHO-13AP</b>	PA603	<b>GWMZ-10A</b>
		PA307	<b>GWP-05A</b>	PA604	<b>GWN-35A</b>
		PA308	<b>GWT-31A</b>	PA609	<b>GWN-28A</b>



# COMPETITIVE REFERENCE

SIL	GMB	AISIN	GMB		GMB
PA613P	<b>GWMZ-29A</b> <b>GWO-12A</b>	WPD-001	<b>GWD-36A</b>	WPH-034	<b>GWHO-56A</b>
PA627P		WPD-002	<b>GWD-29A</b>	WPH-036	<b>GWHO-36A</b>
		WPD-003	<b>GWD-37A</b>	WPH-037	<b>GWHO-31A</b>
		WPD-004	<b>GWD-38A</b>	WPH-041	<b>GWHO-45A</b>
		WPD-005	<b>GWD-30A</b>	WPM-001	<b>GWM-17A</b>
		WPD-006	<b>GWD-31A</b>	WPM-001	<b>GWM-77A</b>
		WPD-007	<b>GWD-27A</b>	WPM-002	<b>GWM-32A</b>
		WPD-008	<b>GWD-34A</b>	WPM-002	<b>GWM-39A</b>
		WPD-008	<b>GWD-39A</b>	WPM-005	<b>GWM-64A</b>
		WPD-009	<b>GWD-17A</b>	WPM-007	<b>GWM-63A</b>
		WPD-010	<b>GWD-25A</b>	WPM-008	<b>GWM-33A</b>
		WPD-011	<b>GWD-33A</b>	WPM-009	<b>GWM-19A</b>
		WPD-012	<b>GWD-46A</b>	WPM-010	<b>GWM-27A</b>
		WPD-013	<b>GWD-34A</b>	WPM-012	<b>GWM-44A</b>
		WPD-014	<b>GWD-26A</b>	WPM-013	<b>GWM-40A</b>
		WPD-022	<b>GWD-44A</b>	WPM-015	<b>GWM-35A</b>
		WPD-023	<b>GWD-42A</b>	WPM-017	<b>GWM-69A</b>
		WPD-024	<b>GWD-48A</b>	WPM-018	<b>GWM-38A</b>
		WPD-025	<b>GWD-47A</b>	WPM-020	<b>GWM-20A</b>
		WPF-001	<b>GWSU-17A</b>	WPM-020	<b>GWM-33A</b>
		WPF-002	<b>GWSU-12A</b>	WPM-022	<b>GWM-37A</b>
		WPF-003	<b>GWSU-13A</b>	WPM-028	<b>GWM-72A</b>
		WPF-004	<b>GWSU-18A</b>	WPM-029	<b>GWM-52A</b>
		WPF-005	<b>GWSU-03A</b>	WPM-030	<b>GWM-50A</b>
		WPF-006	<b>GWSU-15A</b>	WPM-031	<b>GWM-60A</b>
		WPF-007	<b>GWSU-14A</b>	WPM-032	<b>GWM-66A</b>
		WPF-008	<b>GWSU-16A</b>	WPM-033	<b>GWM-59A</b>
		WPF-011	<b>GWSU-11A</b>	WPM-035	<b>GWM-51A</b>
		WPF-012	<b>GWSU-04A</b>	WPM-037	<b>GWM-55A</b>
		WPF-013	<b>GWSU-06A</b>	WPM-038	<b>GWM-61A</b>
		WPF-016	<b>GWSU-08RK</b>	WPM-039	<b>GWM-71A</b>
		WPF-021	<b>GWSU-20A</b>	WPM-040	<b>GWM-65A</b>
		WPG-002	<b>GWIS-35A</b>	WPM-042	<b>GWM-68A</b>
		WPG-003	<b>GWIS-36A</b>	WPM-044	<b>GWM-44A</b>
		WPG-004	<b>GWIS-20A</b>	WPM-044	<b>GWM-67A</b>
		WPG-005	<b>GWIS-37A</b>	WPM-045	<b>GWM-47A</b>
		WPG-006	<b>GWIS-16A</b>	WPM-046	<b>GWM-56A</b>
		WPG-014	<b>GWIS-28A</b>	WPM-047	<b>GWM-57A</b>
		WPG-015	<b>GWIS-42A</b>	WPM-048	<b>GWM-48A</b>
		WPG-015	<b>GWN-66A</b>	WPM-049	<b>GWM-43A</b>
		WPG-017	<b>GWIS-43A</b>	WPM-055	<b>GWM-54A</b>
		WPG-021	<b>GWIS-45A</b>	WPM-056	<b>GWM-45A</b>
		WPH-001	<b>GWHO-28A</b>	WPM-058	<b>GWM-23A</b>
		WPH-002	<b>GWHO-26A</b>	WPN-001	<b>GWN-42A</b>
		WPH-003	<b>GWHO-23A</b>	WPN-002	<b>GWN-46AF</b>
		WPH-004	<b>GWHO-44A</b>	WPN-003	<b>GWN-24A</b>
		WPH-005	<b>GWHO-27A</b>	WPN-004	<b>GWN-41A</b>
		WPH-006	<b>GWHO-32A</b>	WPN-005	<b>GWN-32A</b>
		WPH-007	<b>GWHO-35A</b>	WPN-005	<b>GWN-70A</b>
		WPH-008	<b>GWHO-25A</b>	WPN-006	<b>GWN-47AF</b>
	WPH-010	<b>GWHO-37A</b>	WPN-007	<b>GWN-30A</b>	
	WPH-011	<b>GWHO-39A</b>	WPN-008	<b>GWN-57A</b>	
	WPH-012	<b>GWHO-21A</b>	WPN-009	<b>GWN-52A</b>	
	WPH-013	<b>GWHO-24A</b>	WPN-010	<b>GWN-68A</b>	
	WPH-014	<b>GWHO-22A</b>	WPN-011	<b>GWN-36A</b>	
	WPH-016	<b>GWHO-29A</b>	WPN-012	<b>GWN-55A</b>	
	WPH-023	<b>GWHO-30A</b>	WPN-013	<b>GWN-05A</b>	
	WPH-024	<b>GWHO-11A</b>	WPN-014	<b>GWN-48A</b>	
	WPH-025	<b>GWHO-16AP</b>	WPN-015	<b>GWN-72A</b>	
	WPH-026	<b>GWHO-18A</b>	WPN-018	<b>GWN-63A</b>	
	WPH-026	<b>GWHO-43A</b>	WPN-019	<b>GWN-28A</b>	
	WPH-032	<b>GWHO-42A</b>	WPN-020	<b>GWN-35A</b>	
	WPH-033	<b>GWHO-41A</b>	WPN-021	<b>GWN-02A</b>	

# COMPETITIVE REFERENCE

<b>AISIN</b>	<b>GMB</b>	<b>AISIN</b>	<b>GMB</b>	<b>AISIN</b>	<b>GMB</b>
WPN-022	<b>GWN-06A</b>	WPT-009	<b>GWT-111A</b>	WPT-078	<b>GWT-86A</b>
WPN-023	<b>GWN-32A</b>	WPT-010	<b>GWT-77A</b>	WPT-079	<b>GWT-10A</b>
WPN-024	<b>GWN-31A</b>	WPT-011	<b>GWT-93A</b>	WPT-080	<b>GWT-112A</b>
WPN-025	<b>GWN-60A</b>	WPT-012	<b>GWT-85A</b>	WPT-082	<b>GWT-121A</b>
WPN-026	<b>GWN-53A</b>	WPT-013	<b>GWT-61A</b>	WPT-085	<b>GWT-01A</b>
WPN-027	<b>GWN-23AF</b>	WPT-014	<b>GWT-87A</b>	WPT-086	<b>GWT-46A</b>
WPN-029	<b>GWN-11A</b>	WPT-015	<b>GWT-91A</b>	WPT-087	<b>GWT-45A</b>
WPN-030	<b>GWN-56A</b>	WPT-016	<b>GWT-114A</b>	WPT-096	<b>GWT-94A</b>
WPN-031	<b>GWN-49A</b>	WPT-016	<b>GWT-54A</b>	WPT-097	<b>GWT-53A</b>
WPN-032	<b>GWN-03A</b>	WPT-019	<b>GWT-109A</b>	WPT-098	<b>GWT-80A</b>
WPN-033	<b>GWN-20A</b>	WPT-020	<b>GWT-22A</b>	WPT-100	<b>GWT-97A</b>
WPN-034	<b>GWN-38A</b>	WPT-021	<b>GWT-50A</b>	WPT-105	<b>GWT-77A</b>
WPN-035	<b>GWN-29A</b>	WPT-022	<b>GWT-58A</b>	WPT-106	<b>GWT-98A</b>
WPN-036	<b>GWN-01A</b>	WPT-023	<b>GWT-99A</b>	WPT-107	<b>GWT-93A</b>
WPN-037	<b>GWN-26A</b>	WPT-024	<b>GWT-60A</b>	WPT-108	<b>GWT-83A</b>
WPN-038	<b>GWN-45A</b>	WPT-025	<b>GWT-82A</b>	WPT-108	<b>GWT-83AH</b>
WPN-039	<b>GWN-37A</b>	WPT-026	<b>GWT-59A</b>	WPT-109	<b>GWT-116AH</b>
WPN-041	<b>GWN-21A</b>	WPT-027	<b>GWT-84A</b>	WPT-110	<b>GWT-120AH</b>
WPN-042	<b>GWN-12AF</b>	WPT-029	<b>GWT-73A</b>	WPT-110	<b>GWT-95A</b>
WPN-043	<b>GWN-10A</b>	WPT-030	<b>GWT-81A</b>	WPT-111	<b>GWT-101A</b>
WPN-047	<b>GWN-06A</b>	WPT-031	<b>GWT-30A</b>	WPT-113	<b>GWT-116A</b>
WPN-049	<b>GWN-12AF</b>	WPT-032	<b>GWT-90A</b>	WPZ-001	<b>GWMZ-31A</b>
WPN-052	<b>GWN-59A</b>	WPT-033	<b>GWT-86A</b>	WPZ-002	<b>GWF-64A</b>
WPN-054	<b>GWN-65AF</b>	WPT-034	<b>GWT-113A</b>	WPZ-002	<b>GWMZ-32A</b>
WPN-055	<b>GWN-78A</b>	WPT-035	<b>GWT-66A</b>	WPZ-003	<b>GWMZ-35A</b>
WPN-056	<b>GWN-54A</b>	WPT-036	<b>GWT-24A</b>	WPZ-004	<b>GWMZ-40A</b>
WPN-057	<b>GWN-69A</b>	WPT-037	<b>GWT-75A</b>	WPZ-005	<b>GWMZ-22A</b>
WPN-058	<b>GWN-39A</b>	WPT-038	<b>GWT-120AM</b>	WPZ-006	<b>GWMZ-21A</b>
WPN-059	<b>GWN-40A</b>	WPT-044	<b>GWT-96A</b>	WPZ-012	<b>GWMZ-29A</b>
WPN-060	<b>GWN-50A</b>	WPT-045	<b>GWT-70A</b>	WPZ-015	<b>GWMZ-52A</b>
WPN-063	<b>GWN-44A</b>	WPT-046	<b>GWT-78A</b>	WPZ-016	<b>GWMZ-51A</b>
WPN-067	<b>GWN-43A</b>	WPT-047	<b>GWT-110A</b>	WPZ-018	<b>GWMZ-40A</b>
WPN-068	<b>GWN-79A</b>	WPT-048	<b>GWT-103A</b>		
WPN-070	<b>GWN-51A</b>	WPT-049	<b>GWT-31A</b>		
WPN-071	<b>GWN-67A</b>	WPT-049	<b>GWT-31AF</b>		
WPN-076	<b>GWN-38A</b>	WPT-049	<b>GWT-35A</b>		
WPN-078	<b>GWN-26A</b>	WPT-049	<b>GWT-35AF</b>		
WPN-079	<b>GWN-05A</b>	WPT-050	<b>GWT-129A</b>		
WPN-081	<b>GWN-51A</b>	WPT-051	<b>GWT-65A</b>		
WPN-084	<b>GWN-75A</b>	WPT-052	<b>GWT-62A</b>		
WPN-085	<b>GWN-61A</b>	WPT-054	<b>GWD-13A</b>		
WPN-087	<b>GWN-64A</b>	WPT-055	<b>GWT-63A</b>		
WPS-001	<b>GWS-19A</b>	WPT-056	<b>GWT-107A</b>		
WPS-002	<b>GWS-03A</b>	WPT-056*	<b>GWT-67A</b>		
WPS-002	<b>GWS-11A</b>	WPT-057	<b>GWT-92A</b>		
WPS-003	<b>GWS-21A</b>	WPT-058	<b>GWT-48A</b>		
WPS-004	<b>GWS-08A</b>	WPT-060	<b>GWT-67A</b>		
WPS-004	<b>GWS-12A</b>	WPT-061	<b>GWT-74A</b>		
WPS-004	<b>GWS-30A</b>	WPT-063	<b>GWT-88A</b>		
WPS-005	<b>GWS-14A</b>	WPT-064	<b>GWT-27A</b>		
WPS-006	<b>GWS-16A</b>	WPT-064*	<b>GWT-27AFH</b>		
WPS-007	<b>GWS-15A</b>	WPT-065	<b>GWT-55A</b>		
WPS-008	<b>GWS-02A</b>	WPT-066	<b>GWT-38A</b>		
WPS-009	<b>GWS-17A</b>	WPT-066	<b>GWT-43A</b>		
WPS-016	<b>GWS-24A</b>	WPT-067	<b>GWT-42A</b>		
WPT-001	<b>GWT-79A</b>	WPT-068	<b>GWT-82A</b>		
WPT-002	<b>GWT-71A</b>	WPT-069	<b>GWT-27AFH</b>		
WPT-003	<b>GWT-78A</b>	WPT-071	<b>GWT-72A</b>		
WPT-004	<b>GWT-57A</b>	WPT-072	<b>GWT-49A</b>		
WPT-004	<b>GWT-94A</b>	WPT-073	<b>GWT-47A</b>		
WPT-006	<b>GWT-117A</b>	WPT-074	<b>GWT-108A</b>		
WPT-007	<b>GWT-64A</b>	WPT-075	<b>GWT-52A</b>		
WPT-008	<b>GWT-58A</b>	WPT-077	<b>GWT-12A</b>		

# COMPETITIVE REFERENCE

ASAHI	GMB	ASAHI	GMB	ASAHI	GMB
A0505	GWHO-01AP	A1704	GWT-46A	A1790	GWT-116AH
A0505	GWHO-03A	A1705*	GWT-45A	A1790	GWT-116A
A0505	GWHO-13AP	A1705	GWT-45A	A1791	GWT-84A
A0511	GWHO-05A	A1707*	GWT-38A	A1792	GWT-107A
A0511	GWHO-12AP	A1707*	GWT-43A	A1792	GWT-122A
A0512	GWHO-02A	A1707	GWT-38A	A1793	GWT-119A
A0512	GWHO-14AP	A1707	GWT-43A	A2002	GWN-05A
A0513	GWHO-04A	A1708	GWT-49A	A2004	GWN-02A
A0513	GWHO-15AP	A1709	GWT-47A	A2007	GWN-11A
A0514	GWHO-06A	A1711	GWT-55A	A2008	GWN-24A
A0514	GWHO-16AP	A1712	GWT-31A	A2009	GWN-20A
A0515	GWHO-18A	A1712	GWT-35A	A2010	GWN-12AF
A0515	GWHO-43A	A1713	GWT-42A	A2013	GWN-53A
A0516	GWHO-22A	A1717	GWT-21A	A2015	GWN-23AF
A0517	GWHO-11A	A1718	GWT-48A	A2016	GWN-19A
A0518	GWHO-21A	A1719	GWT-59A	A2021	GWN-05A
A0519	GWHO-37A	A1720	GWT-50A	A2024	GWN-38A
A0520	GWHO-23A	A1722	GWT-109A	A2026	GWN-28A
A0521	GWHO-26A	A1724	GWT-108A	A2028	GWN-31A
A0521	GWIS-39A	A1726	GWT-114A	A2029	GWN-26A
A0522	GWHO-24A	A1726	GWT-54A	A2030	GWN-30A
A0523	GWHO-30A	A1729*	GWT-36A	A2031	GWN-29A
A0524	GWHO-29A	A1730	GWT-65A	A2032	GWN-37A
A0525	GWHO-31A	A1731	GWT-58A	A2033	GWN-19A
A0526	GWHO-42A	A1732	GWT-61A	A2034	GWN-35A
A0528	GWHO-41A	A1734	GWT-74A	A2036	GWN-36A
A0529	GWHO-28A	A1736	GWT-66A	A2038	GWN-49A
A0530	GWHO-44A	A1737	GWT-70A	A2039	GWN-39A
A0532	GWHO-32A	A1738	GWT-53A	A2040	GWN-72A
A0532	GWIS-40A	A1739	GWD-13A	A2041	GWN-32A
A0533	GWHO-39A	A1742	GWT-67A	A2041	GWN-70A
A0533	GWIS-38A	A1743	GWT-52A	A2042	GWN-55A
A0534	GWHO-45A	A1744	GWT-73A	A2043	GWN-69A
A0536	GWHO-33A	A1746	GWT-62A	A2044	GWN-58A
A0537	GWHO-56A	A1747	GWT-63A	A2044	GWN-68A
A1150	GWT-12A	A1748	GWT-126A	A2045	GWN-48A
A1156	GWT-25A	A1749	GWT-78A	A2046	GWN-42A
A1160	GWT-24A	A1750	GWT-77A	A2047	GWN-59A
A1162*	GWT-21A	A1752	GWT-79A	A2049	GWN-49A
A1162	GWT-21A	A1757	GWT-89A	A2051	GWN-32A
A1168	GWT-23A	A1758	GWT-88A	A2052	GWMZ-46A
A1168	GWT-41A	A1759	GWT-72A	A2052	GWN-52A
A1169	GWT-02A	A1761	GWT-110A	A2053	GWN-78A
A1173	GWT-07A	A1764	GWT-91A	A2054	GWN-44A
A1177	GWT-08A	A1767	GWT-57A	A2055	GWN-65AF
A1178	GWT-05A	A1767	GWT-94A	A2057	GWN-47AF
A1179	GWT-03A	A1771	GWT-93A	A2060	GWN-40A
A1181	GWT-14A	A1773	GWT-71A	A2061	GWN-51A
A1183	GWT-18A	A1775	GWT-83A	A2063	GWN-61A
A1186	GWT-10A	A1775	GWT-83AH	A2064	GWN-79A
A1187	GWT-01A	A1777	GWT-78A	A2117	GWN-21A
A1189	GWT-19A	A1778	GWT-132A	A2128	GWN-06A
A1191	GWT-09A	A1779	GWT-120A	A2130	GWN-01A
A1192	GWT-19A	A1780	GWT-86A	A2138	GWN-10A
A1194	GWT-22A	A1781	GWT-87A	A2139	GWN-03A
A1196	GWT-30A	A1782	GWT-92A	A3100	GWM-65A
A1198*	GWT-27A	A1783	GWT-101A	A3101	GWM-44A
A1198*	GWT-27AFH	A1784	GWT-82A	A3101	GWM-67A
A1198	GWT-27A	A1785	GWT-111A	A3102	GWM-57A
A1198	GWT-27AFH	A1786	GWT-129A	A3103	GWM-68A
A1700	GWT-28A	A1787	GWT-93A	A3314	GWM-02A
A1700	GWT-36A	A1788	GWT-120AH	A3329	GWM-01A
A1701	GWT-60A	A1788	GWT-95A	A3376	GWM-13A

# COMPETITIVE REFERENCE

ASAHI	GMB	ASAHI	GMB	ASAHI	GMB
A3376	GWM-37A	A6409	GWMZ-22A	A9915	GWS-22A
A3377	GWM-12A	A6410	GWMZ-28A	A9916	GWS-19A
A3378	GWM-14A	A6411	GWMZ-25A	A9917	GWS-15A
A3379	GWM-15A	A6412	GWMZ-29A	A9918	GWS-21A
A3385	GWM-21A	A6413	GWMZ-40A	A9919	GWS-14A
A3386	GWM-18A	A6414	GWMZ-40A	A9920	GWS-08A
A3386	GWMZ-23A	A6418	GWMZ-31A	A9920	GWS-12A
A3387	GWM-31A	A6419	GWMZ-52A	A9920	GWS-30A
A3388	GWM-20A	A6420	GWMZ-32A	A9921	GWS-24A
A3388	GWM-33A	A6421	GWMZ-35A	A9922	GWS-25A
A3389	GWM-16A	A6422	GWMZ-49A	A9923	GWS-26A
A3393	GWM-33A	A6423*	GWMZ-30A		
A3396	GWM-28A	A6423	GWMZ-30A		
A3397	GWM-30A	A6425	GWMZ-53A		
A3397	GWMZ-26A	A6427	GWMZ-39A		
A3398	GWM-17A	A6428	GWMZ-43A		
A3398	GWM-77A	A6430	GWMZ-39A		
A3399	GWM-19A	A6430	GWMZ-43A		
A3399	GWM-46A	A7374	GWS-07A		
A3652	GWM-35A	A7801	GWD-26A		
A3654	GWM-23A	A7802	GWD-25A		
A3655	GWM-24A	A7803	GWD-17A		
A3664	GWM-43A	A7807	GWD-27A		
A3667	GWM-32A	A7808	GWD-29A		
A3667	GWM-39A	A7809	GWD-30A		
A3670	GWM-26A	A7810	GWD-31A		
A3680	GWM-63A	A7812	GWD-46A		
A3683	GWM-72A	A7813	GWD-33A		
A3684	GWM-52A	A7814	GWD-34A		
A3685	GWM-47A	A7817	GWD-32A		
A3688	GWM-64A	A7818	GWD-37A		
A3690	GWM-66A	A7819	GWD-38A		
A3691	GWM-59A	A7820	GWD-36A		
A3692	GWM-56A	A7821	GWD-34A		
A3693	GWM-55A	A7821	GWD-39A		
A3694	GWM-71A	A7822	GWD-44A		
A3696	GWM-48A	A7823*	GWD-40AH		
A3697*	GWM-18A	A7823*	GWD-49AH		
A3697*	GWM-40A	A7823	GWD-42A		
A3698	GWM-54A	A7824	GWD-48A		
A3699*	GWM-51A	A7825	GWD-47A		
A3700	GWM-61A	A7826	GWD-45A		
A4102	GWIS-45A	A8601	GWSU-04A		
A4104	GWIS-36A	A8602	GWSU-03A		
A4223	GWIS-10A	A8606	GWSU-08RK		
A4241	GWIS-17A	A8607	GWSU-13A		
A4243	GWIS-16A	A8608	GWSU-14A		
A4245	GWIS-43A	A8610	GWSU-17A		
A4248	GWIS-37A	A8611	GWSU-18A		
A4272	GWIS-20A	A8612	GWSU-12A		
A4277	GWIS-28A	A8613	GWSU-16A		
A4280	GWIS-35A	A8614	GWSU-15A		
A4282	GWIS-25A	A9900	GWS-01A		
A4282	GWIS-45A	A9901	GWS-02A		
A4302	GWIS-42A	A9902	GWS-05A		
A4302	GWN-66A	A9903	GWS-04A		
A6355	GWMZ-03A	A9906	GWS-03A		
A6404*	GWMZ-13A	A9906	GWS-11A		
A6404*	GWMZ-18A	A9907	GWS-10A		
A6404	GWMZ-18A	A9908	GWS-09A		
A6406*	GWMZ-13A	A9912	GWS-16A		
A6406	GWMZ-13A	A9913	GWS-17A		
A6407	GWMZ-21A	A9914	GWS-18A		

# WEIGHT & PACKING LIST

GMB NO.	NET WEIGHT(g)	BOX	GMB NO.	NET WEIGHT(g)	BOX	GMB NO.	NET WEIGHT(g)	BOX
GWAM-01A	2,680	J	GWCR-28A	830	KA	GWFI-09A	810	N
GWAM-03A	1,440	J	GWCR-29A	818	I	GWFI-10A	1,190	N
GWAM-04A	2,320	Q	GWCR-30A	1,037	I	GWFI-10AH	1,480	J
GWAM-05A	1,460	J	GWCR-31A	865	I	GWFI-11A	1,115	A
GWAM-06A	1,290	J	GWCR-32A	1,067	I	GWFI-12A	830	I
GWAM-07A	1,290	J	GWCR-33A	1,062	C	GWFI-13A	740	B
GWAM-08A	1,420	J	GWCR-34A	1,104	I			
GWAM-09A	1,220	J	GWCR-35A	1,022	I	GWFI-01A	780	N
GWAM-10A	1,556	J	GWCR-36A	3,197	Q	GWFI-02A	760	N
			GWCR-37A	3,224	Q	GWFI-03A	880	C
GWBF-01A	1,060	J	GWCR-38A	2,480	C	GWFI-04A	630	B
GWBF-02A	940	N	GWCR-39A	937	N	GWFI-05A	1,550	KA
GWBF-03A	5,110	BF				GWFI-06A	1,550	KA
GWBF-05A	1,030	J	GWD-11A	2,900	K	GWFI-07A	1,600	K
GWBF-06A	1,030	J	GWD-12A	890	I	GWFI-08A	1,130	N
			GWD-13A	2,020	H	GWFI-08AH	1,420	K
GWBE-01A	2,000	I	GWD-14A	2,860	J	GWFI-09A	2,180	C
GWBE-02A	1,660	I	GWD-15A	860	I	GWFI-10A	730	I
GWBE-03A	2,160	A	GWD-16A	560	B	GWFI-11A	2,570	Q
			GWD-17A	1,020	N	GWFI-14A	1,170	F14
GWBM-01A	960	KA	GWD-24A	830	KA	GWFI-15A	1,630	J
GWBM-02A	990	KA	GWD-25A	620	I	GWFI-16A	2,850	K
GWBM-03A	990	N	GWD-26A	880	N	GWFI-17A	780	N
GWBM-04A	1,040	C	GWD-27A	1,020	N	GWFI-18A	1,030	C
GWBM-05A	920	N	GWD-28A	2,830	J	GWFI-20A	4,400	A
GWBM-06A	950	C	GWD-29A	870	N	GWFI-21A	1,970	Q
GWBM-07A	930	KA	GWD-30A	960	KA	GWFI-22A	2,870	K
GWBM-08A	1,040	C	GWD-31A	960	KA	GWFI-23A	3,090	Q
			GWD-32A	660	K	GWFI-24A	1,180	F14
GWBL-01A	760	N	GWD-33A	2,940	H	GWFI-25A	1,150	F14
GWBL-03A	2,810	J	GWD-34A	1,015	N	GWFI-26A	2,450	R
GWBL-05A	1,910	C	GWD-35A	1,350	I	GWFI-27A	2,460	R
GWBL-06A	2,930	C	GWD-36A	840	N	GWFI-28A	1,350	C
GWBL-07A	1,100	C	GWD-37A	925	KA	GWFI-29A	1,130	C
GWBL-10A	1,390	A	GWD-38A	920	KA	GWFI-31A	1,740	F14
GWBL-11A	760	N	GWD-39A	815	C	GWFI-33A	1,820	KA
GWBL-12A	5,020	R	GWD-40A	608	B	GWFI-34A	1,850	A
GWBL-13A	4,790	BF	GWD-40AH	1,105	KA	GWFI-35A	6,210	C1S
GWBL-14A	830	N	GWD-41A	564	B	GWFI-36A	830	I
GWBL-15A	1,000	C	GWD-41AH	1,061	KA	GWFI-37A	7,210	C1S
GWBL-16A	1,030	C	GWD-42A	615	B	GWFI-38A	1,550	KA
GWBL-17A	580	N	GWD-42AH	1,074	KA	GWFI-39A	1,650	H
GWBL-18A	621	B	GWD-43A	801	B	GWFI-40A	1,000	KA
GWBL-19A	713	B	GWD-43AH	1,311	KA	GWFI-41A	1,300	KA
			GWD-44A	485	B	GWFI-42A	2,560	Q
GWCR-01A	1,160	J	GWD-45A	522	B	GWFI-43A	6,030	X
GWCR-02A	1,340	J	GWD-46A	2,897	J	GWFI-44A	6,040	Q
GWCR-03A	1,300	F	GWD-47A	877	N	GWFI-46A	2,520	C
GWCR-04A	720	N	GWD-48A	911	N	GWFI-47A	1,180	F14
GWCR-05A	790	KA	GWD-49AH	1,140	KA	GWFI-48A	1,340	BF
GWCR-06A	1,360	J	GWD-50AH	1,071	KA	GWFI-49A	1,730	F14
GWCR-07A	2,260	Q	GWD-51A	593	B	GWFI-50A	1,780	N
GWCR-07AP	3,190	Q	GWD-51AH	1,090	KA	GWFI-51A	820	I
GWCR-17A	880	I	GWD-52A	613	B	GWFI-52A	1,050	I
GWCR-18A	800	I	GWD-52AH	1,128	KA	GWFI-53A	1,780	R
GWCR-19A	810	I				GWFI-54A	6,090	Q
GWCR-20A	1,200	C	GWFI-01A	1,100	N	GWFI-55A	2,110	V
GWCR-21A	3,910	Q	GWFI-02A	1,300	KA	GWFI-56A	2,460	Q
GWCR-22A	3,660	H	GWFI-03A	830	N	GWFI-57A	2,480	R
GWCR-23A	2,030	Q	GWFI-04A	820	N	GWFI-58A	2,175	F14
GWCR-25A	3,930	Q	GWFI-05A	840	N	GWFI-59A	1,580	K
GWCR-26A	770	KA	GWFI-06A	970	N	GWFI-60A	1,630	BF
GWCR-27A	750	I	GWFI-07A	800	B	GWFI-61A	2,870	K

# WEIGHT & PACKING LIST

GMB NO.	NET WEIGHT(g)	BOX	GMB NO.	NET WEIGHT(g)	BOX	GMB NO.	NET WEIGHT(g)	BOX
GWF-62A	2,110	V	GWG-13A	1,390	KA	GWG-78A	1,105	KA
GWF-63A	2,310	Q	GWG-14A	950	I	GWG-79A	4,717	Q
GWF-64A	970	KA	GWG-15A	1,410	C	GWG-80A	533	I
GWF-65A	990	C	GWG-16A	1,530	KA	GWG-81A	548	I
GWF-66A	920	C	GWG-17A	1,820	R	GWG-82A	6,027	U
GWF-67A	2,460	Q	GWG-18A	1,500	J	GWG-83A	6,290	C1S
GWF-68A	1,820	KA	GWG-19A	1,200	N	GWG-84A	710	B
GWF-69A	1,790	K	GWG-20A	1,640	J	GWG-85A	710	B
GWF-70A	2,826	Q	GWG-20AP	2,470	J	GWG-86A	916	N
GWF-71A	1,140	KA	GWG-21A	1,660	K	GWG-87A	881	B
GWF-72A	1,790	KA	GWG-22A	2,300	R	GWG-88A	915	B
GWF-73A	780	N	GWG-23A	1,460	KA	GWG-89A	900	B
GWF-74A	3,310	A	GWG-24A	2,440	Q	GWG-90A	864	B
GWF-75A	1,910	C	GWG-25A	6,400	U	GWG-91A	900	B
GWF-76A	3,540	V	GWG-26A	2,540	Q	GWG-92A	840	B
GWF-77A	2,330	Q	GWG-27A	6,480	U	GWG-93A	863	I
GWF-78A	1,460	KA	GWG-28A	2,280	H			
GWF-78AP	1,582	J	GWG-29A	3,671	F14	GWHD-01A	940	N
GWF-79A	1,805	BF	GWG-31A	4,710	Q	GWHD-02A	840	N
GWF-80A	2,240	Q	GWG-32A	7,596	V	GWHD-03A	930	N
GWF-81A	2,052	C1S	GWG-33A	3,040	C1S	GWHD-04/05A	1,400	O
GWF-82A	1,445	R	GWG-34A	1,490	KA	GWHD-06A	1,270	H
GWF-83A	1,903	C	GWG-35A	4,190	Q	GWHD-07A	2,180	O
GWF-84A	1,617	K	GWG-36A	2,440	C1W	GWHD-08A	1,060	F
GWF-85A	1,901	R	GWG-37A	2,020	U	GWHD-09A	1,150	B
GWF-86A	1,706	N	GWG-38A	2,210	J	GWHD-10A	836	B
GWF-87A	2,052	C	GWG-40A	1,640	R			
GWF-88A	538	N	GWG-41A	7,790	V	GWHO-01AP	990	C
GWF-89A	2,145	C	GWG-42A	1,330	H	GWHO-02A	680	B
GWF-90A	1,539	J	GWG-44A	1,155	KA	GWHO-03A	680	B
GWF-91A	815	I	GWG-45A	1,500	J	GWHO-04A	760	B
GWF-92A	2,060	R	GWG-46A	980	B	GWHO-05A	690	B
GWF-93A	2,306	R	GWG-47A	1,110	I	GWHO-06A	690	B
GWF-94A	2,429	Q	GWG-48A	1,310	I	GWHO-07A	750	B
GWF-95A	1,482	C	GWG-49A	1,330	C	GWHO-08A	750	B
GWF-96A	2,288	BF	GWG-50A	950	N	GWHO-10A	750	B
GWF-97A	1,803	BF	GWG-51A	1,200	I	GWHO-11A	750	B
GWF-98A	1,969	C	GWG-52A	1,680	KA	GWHO-12AP	1,080	N
GWF-99A	1,415	KA	GWG-53A	1,390	KA	GWHO-13AP	1,060	C
GWF-100A	812	B	GWG-54A	1,680	KA	GWHO-14AP	1,000	N
GWF-101A	2,544	Q	GWG-55A	5,870	Q	GWHO-15AP	1,010	N
GWF-102A	2,260	Q	GWG-56A	2,300	R	GWHO-16AP	1,030	N
GWF-103A	1,358	C	GWG-57A	660	N	GWHO-18A	720	N
GWF-104A	1,500	H	GWG-58A	1,040	N	GWHO-21A	620	B
GWF-105A	909	N	GWG-59A	1,190	KA	GWHO-22A	760	B
GWF-105AH	1,192	K	GWG-60A	1,690	BF	GWHO-23A	620	B
GWF-106A	1,500	KA	GWG-61A	1,150	B	GWHO-24A	880	B
GWF-106AP	1,622	J	GWG-62A	5,870	Q	GWHO-25A	1,440	KA
GWF-107A	1,985	A	GWG-63A	860	N	GWHO-26A	840	B
GWF-107AH	2,365	H	GWG-64A	790	N	GWHO-27A	810	I
			GWG-65A	630	I	GWHO-28A	620	I
GWG-01A	1,170	KA	GWG-66A	570	I	GWHO-29A	670	I
GWG-03A	1,420	J	GWG-67A	2,740	KA	GWHO-30A	720	I
GWG-04A	1,690	J	GWG-68A	960	N	GWHO-31A	850	N
GWG-05A	1,020	N	GWG-69A	5,650	U	GWHO-32A	620	I
GWG-05AP	2,670	C	GWG-70A	7,680	C1S	GWHO-33A	900	I
GWG-06A	820	B	GWG-71A	910	N	GWHO-34A	860	I
GWG-07A	1,780	H	GWG-72A	1,912	Q	GWHO-35A	1,930	F14
GWG-08A	1,040	KA	GWG-73A	2,770	KA	GWHO-36A	1,910	F14
GWG-09A	1,150	KA	GWG-74A	2,240	C	GWHO-37A	690	B
GWG-10A	1,250	KA	GWG-75A	1,712	BF	GWHO-38A	1,161	K
GWG-11A	980	B	GWG-76A	1,133	KA	GWHO-39A	810	I
GWG-12A	1,510	KA	GWG-77A	1,127	KA	GWHO-40A	680	I

# WEIGHT & PACKING LIST

GMB NO.	NET WEIGHT(g)	BOX	GMB NO.	NET WEIGHT(g)	BOX	GMB NO.	NET WEIGHT(g)	BOX
GWHO-41A	915	B	GWMZ-10A	1,630	J	GWM-13F	750	B
GWHO-42A	730	B	GWMZ-11A	880	N	GWM-14A	870	C
GWHO-43A	730	N	GWMZ-12A	1,630	J	GWM-15A	930	C
GWHO-44A	629	I	GWMZ-13A	1,090	B	GWM-16A	1,010	C
GWHO-45A	680	B	GWMZ-14A	3,590	G	GWM-17A	860	KA
GWHO-46A	680	I	GWMZ-16A	880	N	GWM-18A	760	KA
GWHO-47A	632	N	GWMZ-18A	1,110	C	GWM-19A	990	KA
GWHO-48A	800	B	GWMZ-20A	2,850	K	GWM-20A	5,600	R
GWHO-49A	800	I	GWMZ-21A	720	I	GWM-21A	4,100	R
GWHO-50A	974	C	GWMZ-22A	2,150	C	GWM-22A	1,160	N
GWHO-51A	1,111	KA	GWMZ-23A	760	KA	GWM-23A	960	C
GWHO-52A	1,013	C	GWMZ-24A	770	B	GWM-24A	960	C
GWHO-53A	1,093	J	GWMZ-25A	1,020	C	GWM-26A	1,390	J
GWHO-54A	808	I	GWMZ-26A	770	KA	GWM-27A	880	KA
GWHO-55A	773	I	GWMZ-27A	1,210	C	GWM-28A	780	KA
GWHO-56A	685	I	GWMZ-28A	3,170	G	GWM-29A	4,240	R
GWHO-57A	1,170	J	GWMZ-29A	980	C	GWM-30A	770	KA
GWHO-58A	915	N	GWMZ-30A	1,050	I	GWM-31A	760	KA
			GWMZ-31A	920	C	GWM-32A	2,230	A
GWIH-01A	4,000	K	GWMZ-32A	970	KA	GWM-33A	2,190	C
			GWMZ-34A	1,630	J	GWM-34A	1,270	C
GWIS-01A	950	I	GWMZ-35A	1,140	KA	GWM-35A	1,230	C
GWIS-10A	3,240	J	GWMZ-36A	1,440	KA	GWM-36A	1,230	C
GWIS-13A	1,400	C	GWMZ-37A	1,780	R	GWM-37A	910	C
GWIS-14A	1,410	C	GWMZ-38A	1,030	N	GWM-38A	1,200	C
GWIS-15A	3,400	J	GWMZ-39A	1,150	J	GWM-39A	2,230	A
GWIS-16A	4,590	R	GWMZ-40A	2,220	C	GWM-40A	1,190	KA
GWIS-17A	4,660	R	GWMZ-41A	897	C	GWM-41A	690	B
GWIS-19A	1,390	KA	GWMZ-42A	800	KA	GWM-42A	720	I
GWIS-20A	2,210	J	GWMZ-43A	800	KA	GWM-43A	690	B
GWIS-20F	1,280	M	GWMZ-44A	1,617	K	GWM-44A	1,150	KA
GWIS-21F	4,600	---	GWMZ-45A	1,901	R	GWM-45A	1,180	KA
GWIS-22A	1,360	C	GWMZ-46A	759	I	GWM-46A	1,030	KA
GWIS-23A	2,210	J	GWMZ-47A	2,330	Q	GWM-47A	1,120	C
GWIS-24A	2,210	R	GWMZ-48A	1,482	KA	GWM-48A	1,110	KA
GWIS-25A	1,490	C	GWMZ-49A	1,059	C	GWM-49A	1,060	C
GWIS-26A	1,150	N	GWMZ-50A	1,229	C	GWM-50A	1,500	J
GWIS-27A	3,270	J	GWMZ-51A	939	KA	GWM-51A	1,400	KA
GWIS-28A	1,390	KA	GWMZ-52A	2,253	C	GWM-52A	1,900	A
GWIS-29A	1,260	C	GWMZ-53A	1,140	KA	GWM-53A	1,090	KA
GWIS-30A	630	I	GWMZ-54A	815	I	GWM-54A	851	N
GWIS-31A	1,360	C	GWMZ-55A	1,129	KA	GWM-55A	1,205	N
GWIS-32A	800	I	GWMZ-56A	1,002	KA	GWM-56A	1,024	KA
GWIS-33A	800	I	GWMZ-57A	927	N	GWM-57A	1,157	N
GWIS-34A	1,161	K	GWMZ-58A	713	B	GWM-58A	926	B
GWIS-35A	5,200	R	GWMZ-59A	628	B	GWM-59A	924	B
GWIS-36A	1,440	KA	GWMZ-60A	698	B	GWM-60A	1,484	J
GWIS-37A	5,220	R	GWMZ-61A	778	B	GWM-61A	1,132	C
GWIS-38A	810	I	GWMZ-62A	673	B	GWM-62A	762	C
GWIS-39A	840	B	GWMZ-63A	659	B	GWM-63A	676	B
GWIS-40A	620	I	GWMZ-64A	700	I	GWM-64A	660	B
GWIS-41A	1,037	I	GWMZ-65A	769	I	GWM-65A	1,755	KA
GWIS-42A	1,750	A	GWMZ-66A	698	I	GWM-66A	801	B
GWIS-43A	4,909	R	GWMZ-67A			GWM-67A	1,916	C
GWIS-44A	1,223	K	GWMZ-67AH			GWM-68A	2,548	KA
GWIS-45A	1,599	C	GWMZ-68A			GWM-69A	1,029	KA
GWIS-46A	1,459	C	GWMZ-68AH			GWM-70A	1,023	KA
			GWMZ-69A	902	C	GWM-71A	650	B
GWMZ-01A	1,500	J				GWM-72A	700	B
GWMZ-02A	1,500	J	GWM-01A	730	I	GWM-73A	800	C
GWMZ-03A	850	I	GWM-02A	670	I	GWM-74A	1,173	KA
GWMZ-07A	1,430	C	GWM-12A	1,020	C	GWM-75A	634	B
GWMZ-08A	1,400	K	GWM-13A	810	C	GWM-76A	589	B

# WEIGHT & PACKING LIST

GMB NO.	NET WEIGHT(g)	BOX	GMB NO.	NET WEIGHT(g)	BOX	GMB NO.	NET WEIGHT(g)	BOX
GWM-77A	924	KA	GWN-59A	1,221	N	GWSA-01A	630	B
GWM-78A	970	KA	GWN-60A	2,857	A	GWSA-02A	850	B
GWM-79A	1,041	J	GWN-61A	1,861	G	GWSA-03A	1,210	C
GWM-80A	1,041	KA	GWN-62A	2,005	A			
GWM-81A	957	KA	GWN-63A	1,742	A	GWS-01A	630	I
GWM-82A	888	I	GWN-64A	1,346	K	GWS-02A	600	I
GWM-83A	2,813	N	GWN-65AF	3,890	A	GWS-03A	790	I
GWM-85A	754	N	GWN-66A	1,750	A	GWS-07A	860	I
			GWN-67A	801	N	GWS-08A	660	N
GWN-01A	960	N	GWN-68A	1,193	N	GWS-09A	1,080	N
GWN-02A	680	B	GWN-69A	1,476	N	GWS-10A	1,020	N
GWN-03A	790	I	GWN-70A	1,305	J	GWS-11A	750	I
GWN-05A	930	I	GWN-71A	840	I	GWS-12A	730	N
GWN-06A	1,400	K	GWN-72A	569	B	GWS-13A	700	I
GWN-08A	4,660	A	GWN-73A	1,000	KA	GWS-14A	780	I
GWN-10A	3,450	A	GWN-74A	1,450	F	GWS-15A	860	N
GWN-11A	740	B	GWN-75A	1,190	I	GWS-16A	790	N
GWN-11F	820	B	GWN-76A	762	C	GWS-17A	770	I
GWN-12A	930	---	GWN-77A	1,426	F	GWS-18A	670	I
GWN-12AF	1,490	C	GWN-78A	2,655	K	GWS-19A	700	I
GWN-12AFAD	1,670	C	GWN-79A	1,133	I	GWS-20A	1,052	I
GWN-13AF	1,560	C	GWN-80A	778	B	GWS-21A	655	I
GWN-16F	980	M	GWN-81A	673	B	GWS-22A	725	I
GWN-17AF	1,880	K	GWN-82A	660	B	GWS-23A	827	N
GWN-18A	1,400	K	GWN-83A	800	C	GWS-24A	803	I
GWN-19A	3,400	KA				GWS-25A	769	I
GWN-20A	550	I	GWO-01A	1,050	KA	GWS-26A	698	I
GWN-21A	2,310	H	GWO-02A	810	K	GWS-27A	628	B
GWN-23AF	1,910	K	GWO-03A	810	K	GWS-28A	698	B
GWN-24A	510	B	GWO-04A	1,340	KA	GWS-30A	800	N
GWN-26A	920	N	GWO-05AP	970	B	GWS-31A	1,050	
GWN-27A	830	N	GWO-06A	790	K	GWS-32A	778	B
GWN-28A	970	N	GWO-07A	1,320	KA	GWS-33A	643	B
GWN-29A	530	B	GWO-08AP	1,520	KA	GWS-34A	649	B
GWN-30A	1,400	K	GWO-09A	1,140	B	GWS-35A	673	B
GWN-31A	710	I				GWS-36A	1,015	I
GWN-31F	870	M	GWO-10A	1,150	B	GWS-37A	659	B
GWN-32A	1,060	J	GWO-11A	1,170	B	GWS-38A		
GWN-33F	710	M	GWO-12A	1,170	B	GWS-38AH		
GWN-34A	930	I	GWO-13A	940	B	GWS-39A		
GWN-35A	730	I	GWO-14A	1,100	---	GWS-39AH		
GWN-36A	780	N	GWO-14AP	1,780	KA			
GWN-37A	3,060	KA	GWO-15A	1,900	A	GWSU-01A	1,410	C
GWN-38A	3,710	R	GWO-16A	847	B	GWSU-03A	1,130	N
GWN-39A	660	I	GWO-17A	1,032	B	GWSU-04A	1,130	N
GWN-40A	950	I	GWO-18A	951	B	GWSU-05A	1,410	C
GWN-41A	1,490	G				GWSU-06A	1,490	N
GWN-42A	660	I	GWP-01A	1,090	J	GWSU-11A	1,520	N
GWN-43A	750	I	GWP-02A	1,057	J	GWSU-12A	1,410	C
GWN-44A	561	B	GWP-03A	1,050	J	GWSU-13A	960	N
GWN-45A	1,460	C	GWP-04A	1,060	J	GWSU-14A	950	N
GWN-46A	2,030	A	GWP-05A	1,090	J	GWSU-15A	1,435	C
GWN-48A	700	B	GWP-06A	1,120	J	GWSU-16A	1,422	C
GWN-49A	650	B	GWP-07A	1,080	J	GWSU-17A	802	N
GWN-50A	760	I	GWP-08AP	1,100	C	GWSU-18A	756	N
GWN-51A	890	B				GWSU-20A	744	N
GWN-52A	759	I	GWR-01A	790	N	GWSU-21A	1,399	C
GWN-53A	3,702	A	GWR-02A	1,410	A			
GWN-54A	1,037	I	GWR-03A	2,040	H	GWT-01A	850	KA
GWN-55A	820	N	GWR-06A	850	N	GWT-02A	1,100	C
GWN-56A	1,970	A	GWR-10A	1,220	J	GWT-03A	1,090	C
GWN-57A	1,980	A	GWR-11A	1,240	J	GWT-04A	550	B
GWN-58A	1,193	N	GWR-12A	881	N	GWT-05A	1,240	K



# WEIGHT & PACKING LIST

GMB NO.	NET WEIGHT(g)	BOX	GMB NO.	NET WEIGHT(g)	BOX	GMB NO.	NET WEIGHT(g)	BOX
GWT-06A	630	B	GWT-67A	810	N	GWT-126A	1,759	C
GWT-08A	3,680	A	GWT-68A	630	B	GWT-127A	849	B
GWT-09A	1,120	C	GWT-70A	1,240	C	GWT-128A	969	B
GWT-10A	1,140	C	GWT-71A	1,320	KA	GWT-129A	851	N
GWT-12A	1,450	J	GWT-72A	2,330	Q	GWT-130A	4,569	Q
GWT-12AG	1,385	J	GWT-73A	2,360	Q	GWT-131A	1,443	J
GWT-14A	1,260	KA	GWT-74A	2,400	Q	GWT-132A	1,200	C
GWT-15A	630	B	GWT-75A	2,390	Q	GWT-133A	860	I
GWT-18A	3,660	A	GWT-76A	1,030	B	GWT-134AH	1,071	KA
GWT-19A	1,990	H	GWT-77A	810	N	GWT-135A	523	B
GWT-19AG	1,940	H	GWT-78A	960	N	GWT-136A	623	B
GWT-21A	1,750	B	GWT-79A	1,270	N	GWT-138A		
GWT-22A	1,990	H	GWT-80A	1,220	KA			
GWT-22AG	1,970	H	GWT-81A	1,250	J	GWVW-01A	1,000	N
GWT-23A	1,030	KA	GWT-82A	1,470	C	GWVW-02A	830	N
GWT-24A	1,230	KA	GWT-83A	960	N	GWVW-04A	1,160	KA
GWT-25A	1,200	KA	GWT-83AH	1,210	C	GWVW-05A	1,260	I
GWT-26AF	1,820	C	GWT-84A	1,980	F14	GWVW-06A	1,230	I
GWT-26F	1,190	C	GWT-85A	1,180	J	GWVW-07A	830	N
GWT-27A	680	B	GWT-86A	910	N	GWVW-07AH	1,750	H
GWT-27AH	800	J	GWT-86AH			GWVW-08A	1,050	C
GWT-27AFH	2,970	H	GWT-87A	694	N	GWVW-09A	1,000	N
GWT-27AF	2,190	C	GWT-88A	2,110	A	GWVW-09AH	1,750	H
GWT-28A	1,060	B	GWT-89A	2,110	H	GWVW-10A	1,380	N
GWT-30A	1,110	C	GWT-90A	1,126	J	GWVW-11A	950	N
GWT-31A	940	KA	GWT-91A	1,700	J	GWVW-11AH	1,790	H
GWT-31AF	2,160	H	GWT-92A	1,100	C			
GWT-31F	840	M	GWT-93A	770	B	GWVO-01A	840	I
GWT-32A	1,030	KA	GWT-94A	1,543	T57	GWVO-02A	790	N
GWT-32F	1,050	M	GWT-95A	1,480	KA	GWVO-03A	1,290	K
GWT-34A	1,040	KA	GWT-96A	1,468	J	GWVO-04A	1,420	K
GWT-35A	950	KA	GWT-97A	1,144	J	GWVO-05A	1,970	A
GWT-35F	900	M	GWT-98A	890	I	GWVO-06A	1,230	I
GWT-36A	750	B	GWT-99A	1,619	C	GWVO-07A	850	I
GWT-38A	620	N	GWT-100A	607	B	GWVO-08A	850	I
GWT-39F	1,100	C	GWT-101A	502	B			
GWT-41A	1,030	KA	GWT-102A	644	B	GWZ-04A	2,409	C
GWT-42A	1,080	N	GWT-103A	1,124	KA			
GWT-43A	640	N	GWT-104A	2,800	Q			
GWT-44A	550	B	GWT-105A	1,073	B			
GWT-45A	930	KA	GWT-106A	1,104	KA			
GWT-46A	840	KA	GWT-107A	812	N			
GWT-47A	2,020	H	GWT-108A	4,797	R			
GWT-48A	4,520	R	GWT-109A	4,306	R			
GWT-49A	850	N	GWT-110A	4,430	R			
GWT-50A	1,060	C	GWT-111A	1,180	N			
GWT-51A	770	N	GWT-112A	4,864	J			
GWT-52A	1,160	N	GWT-113A	1,511	T57			
GWT-53A	780	N	GWT-114A	882	I			
GWT-54A	820	I	GWT-115A	1,444	N			
GWT-55A	1,080	B	GWT-116A	1,544	C			
GWT-56A	4,290	R	GWT-116AH	2,211	H			
GWT-57A	1,543	T57	GWT-117A	800	B			
GWT-58A	950	N	GWT-117AH					
GWT-59A	1,160	C	GWT-118A	1,539	K			
GWT-60A	1,190	C	GWT-118AH	2,289	U			
GWT-61A	1,310	C	GWT-119A	800	I			
GWT-61F	1,210	C	GWT-120A	1,680	K			
GWT-62A	1,070	N	GWT-120AH	2,385	U			
GWT-63A	1,040	N	GWT-121A	790	N			
GWT-64A	1,000	KA	GWT-122A	821	N			
GWT-65A	1,910	B	GWT-123A	1,764	T57			
GWT-66A	1,210	C	GWT-124A	797	I			

# MEASUREMENT OF EXPORT PACKING

BOX NO.	SIZE(cm)	m <sup>3</sup>
<b>A x 10pcs</b>	90 x 43 x 18	0.070
<b>B x 10pcs</b>	58 x 26 x 13	0.020
<b>C x 10pcs</b>	73 x 37 x 15	0.041
<b>C x 20pcs</b>	73 x 37 x 28	0.076
<b>F-14 x 1pc</b>	36 x 19 x 14	0.001
<b>J x 10pcs</b>	69 x 31 x 31	0.066
<b>FJ-6(A x 6/J x 6cs)</b>	53 x 46 x 17	0.042
<b>G(F) x 10pcs</b>	73 x 37 x 33	0.089
<b>H(H x 10/T-57 x 10pcs)</b>	99 x 43 x 21	0.089
<b>I x 10pcs</b>	61 x 31 x 14	0.026
<b>I x 20pcs</b>	61 x 31 x 25	0.047
<b>K x 6pcs</b>	45 x 45 x 16	0.033
<b>K x 20pcs</b>	86 x 36 x 30	0.090
<b>KA x 20pcs</b>	74 x 47 x 28	0.097
<b>N x 10pcs</b>	60 x 36 x 14	0.030
<b>N x 20pcs</b>	60 x 36 x 27	0.058
<b>M x 10pcs</b>	43 x 33 x 18	0.026
<b>M x 20pcs</b>	78 x 33 x 18	0.046
<b>Q4 (Q/R/BF/U x 4pcs)</b>	57 x 44 x 19	0.048
<b>Q x 6pcs)</b>	68 x 29 x 36	0.071
<b>V x 1pc</b>	35 x 21 x 22	0.002
<b>W x 1pc</b>	37 x 22 x 17	0.001

## STANDARD WARRANTY POLICY

In the event of failure, GMB agrees to compensate under the following conditions. Claimant must return the failed unit with full information of failure. (date installed and failed, period and mileage run, etc.). GMB reserves the right to examine all parts returned to it for warranty claim to determine whether or not any such part has failed because of a defect in material or workmanship. GMB's obligation under this warranty shall be limited to repairing, replacing or crediting at its option, any part found to be defective. GMB will not be liable for labor charges and other intangible or consequential losses of any part, nor shall it be liable for damages or injury to persons or property resulting from the misuse or improper installation of any part found to be defective.



**GMB** 株式会社

本社：  
〒636-0295  
奈良県磯城郡川西町吐田 150-3  
TEL：0745(44)1911（代表）  
FAX：0745(44)1930  
URL：<http://www.gmb.jp>

**GMB** CORPORATION

HEAD OFFICE & FACTORY：  
150-3, HANDA, KAWANISHI-CHO,  
SHIKIGUN, NARA JAPAN. 636-0295  
TEL：+81-745-44-1911  
FAX：+81-745-44-1930  
URL：<http://www.gmb.jp>