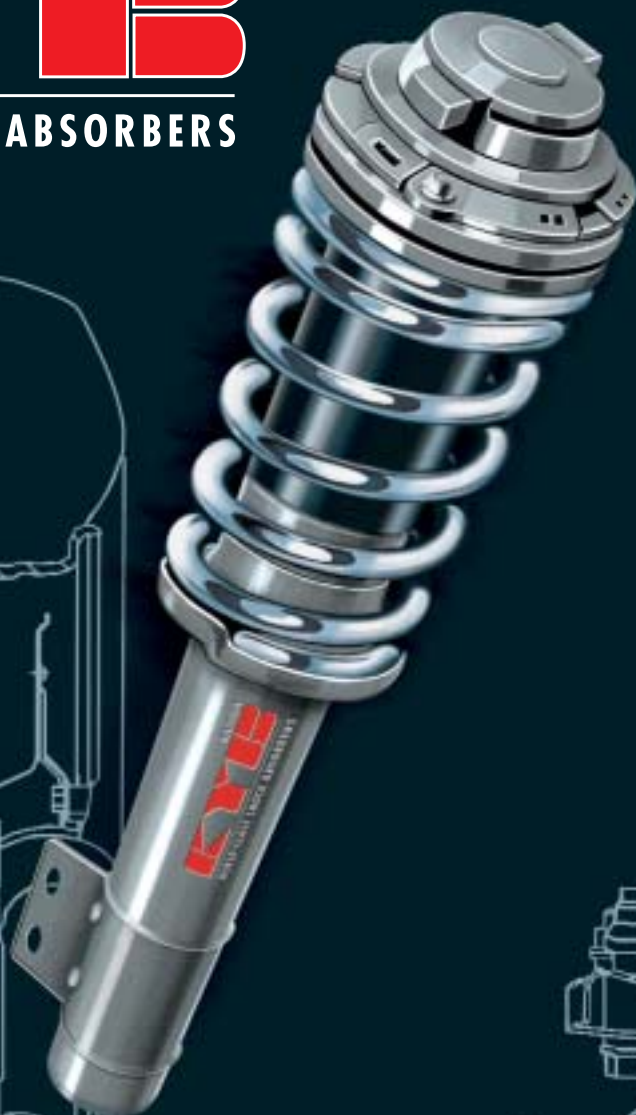
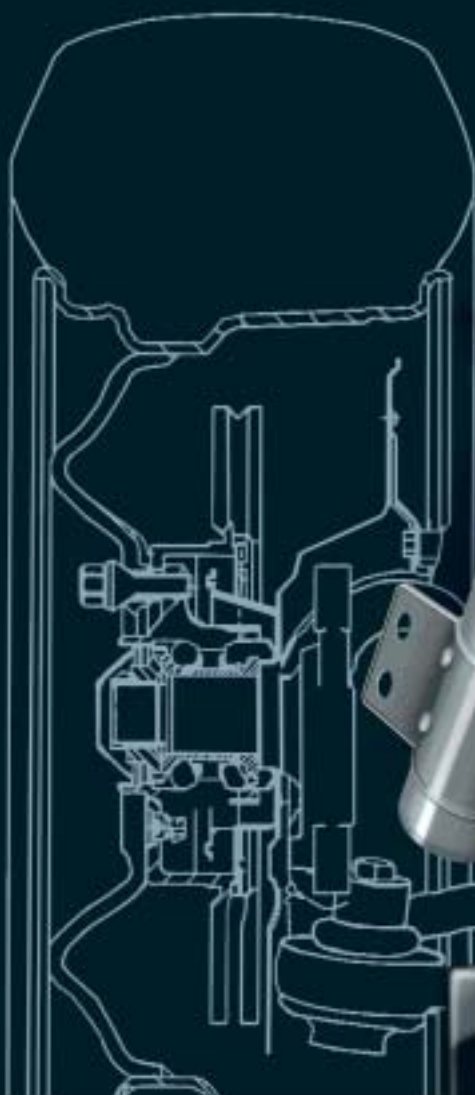


KAYABA



WORLD-CLASS SHOCK ABSORBERS



2005

SHOCK ABSORBERS • STOSSDÄMPFER • AMORTISSEURS • AMMORTIZZATORI • AMORTIGUADORES

A



## KAYABA Adjustable Gas Shock Absorbers



- Adjustable twin tube Gas shock absorber
- Unique, progressive valving
- One for all driving conditions, from soft to firm
- For sporty and safe driving
- Simple and direct adjustment of the damping force
  - without lifting vehicle or using special tools
  - in four or eight positions
- Einstellbarer Zweirohr - Gasdruckstoßdämpfer
- Innovatives, progressives Ventilsystem
- Einer für alle Fahrsituationen, von soft bis hart
- Für sportliches und sicheres Fahren
- Einfache und direkte Einstellung am Stoßdämpfer
  - ohne Ausbau oder Spezialwerkzeug
  - in vier bis acht Dämpfungsstufen



- Säädettävä kaksiputkinen kaasupainevaimennin
- Ainutlaatuinen, edistyskellinen ventiliijärjestelmä
- Yksi vaimennin kaikkiin ajoitilanteisiin, pehmeästä kovaan
- Urheilulliseen ja turvalliseen ajoon
- Vaimennusvoimien yksinkertainen ja suora säätö
  - neljässä-kaheksassa pisteessä
  - ei auton pukille nostoa tai erikoistyökalujen käyttöä







							
	Information	Information	Tietoja	Information	Informasjon	Informasjon	Information
	In preparation	In Vorbereitung	Valmisteilla	Under utveckling	Under produksjon	Under utvikling	In voorbereiding
	While stocks last	Solange Vorrat reicht	Niin kauan kuin varastoa riittää	Förbehåll för slutförsäljning	Så lenge lageret varer	Så længe lager haves	Zolang de voorraad reikt
	Chassis No.	Fahrgestell Nr.	Alustan nro	Chassi nr.	Chassis nr.	Chassis nr.	Chassisnummer
<b>12345</b> ➔	Onwards	Von...	Eteenpäin	Framåt	Videre	Videre	Vanaf
➔ <b>67890</b>	Up to	Bis..	Asti	Till	Opp til	Op til	Tot
<b>Incl.</b>	Include	Inklusiv	Sisältää	Inklusive	Inkludere	Incl.	Inclusief
<b>Exc.</b>	Except	Ausgenommen	Paitsi	Ej	Unntatt	Excl.	Met uitzodering van
	With	Mit	Kanssa	Med	Med	Med	Met
	Without	Ohne	Ilman	Utan	Uten	Uden	Zonder
<b>OE =</b>	Applicable O.E. part No.	Anwendbare Originalteile Nr.	Sopiva ensiasennusosanumero	Motsvarar OE-nummer	Egnet O.E. delenr.	Svarer til OE nr.	Origineelnummer
	Applicable stamped No. on shock absorber	Anwendbare Prägenummer	Iskunvaimentimessa käytettävä leimanumero	Instansat nummer på stötdämparen	Egnet nr. påstemplet støtdæmper	Påtrykt OE nr. på støtdæmper	Origineelnummer op schokbreker
	Full Extended Length	Volle ausgezogene Länge	Täysi pituus	Full längd	Fullt uttrukket lengde	Maximal længde	Volledig verlengde versie
	Available for unsealed strut only	Nur für verschraubte Federbeine	Saatavana ainoastaan patruunalla varustettuun jousijalkaan	Endast insatsdämpare	Egnet for uforseglet fjærben	Kun til uforseglet fjærben	Alleen leverbar voor open veerpoot
<b>KYB</b>	KYB supply	Von KYB lieferbar	Käytät KYB'in kiinnitysosa	KYB leverans	KYB leveranse	KYB Leverance	Door KYB leverbaar
	Reuse O.E. parts	Original Anbauteile wieder verwenden	Käytät ensiasennusosat uudelleen	Återanvänd originaldelar	Gjenbruk O.E. deler	Genbrug OE dele	Origineele delen hergebruiken
<b>SP-001</b>	SP-001 is available to replace the old spring seat if damaged or unable to be reused.	SP-001 ist zu verwenden, wenn alter Federteiler defekt ist und nicht wieder verwendet werden kann.	SP-001 on saatavana vanhan jousilautasen tilalle, mikäli lautanen on vaurioitunut tai sitä ei voi käyttää uudelleen.	SP -001 ersätter den gamla om den är skadad eller obrukbar.	SP-001 kan skaffes for å erstatte gammelt fjærsete hvis dette er skadet eller ikke kan brukes	SP-001 kan bruges som erstatning for gammel eller ubrugelig fjæderskål	SP-001 is leverbar ter vervanging van de oude veerschotel, als deze beschadigt of niet meer bruikbaar is
<b>RN-001</b>	RN-001 is available to replace the old locking ring if damaged or unable to be reused.	RN-001 ist zu verwenden wenn alter Sicherungsring defekt ist und nicht wieder verwendet werden kann.	RN-001 on saatavana vanhan lukkorenkkaan tilalle, mikäli rengas on vaurioitunut tai sitä ei voi käyttää uudelleen.	RN -001 ersätter den gamla låsringen om den är skadad eller obrukbar.	RN-001 kan skaffes for å erstatte gammel låsering hvis denne er skadet eller ikke kan brukes	RN-001 kan bruges som erstatning for gammel eller ubrugelig låsering	RN-001 is leverbaar ter vervanging van de oude borgring, als deze beschadigt of niet meer bruikbaar is
	Protection Kit	Protection Kit	Suojus	Skyddsgummisats	Støvkappesett	Beskyttelsessæt	Beschermingsset
	Suspension Mounting Kit	Fahrwerk Mounting Kit	Jousijalan tukilaakerisarja	Fjäderbenslagersats	Fjærbenslager	Fjederbenslesjesæt	Top-Mounting set
	Fitting Kit <sup>1)</sup>	Stoßdämpf <sup>1)</sup> Anbauteile	Asennussarja <sup>1)</sup>	Monteringsatts <sup>1)</sup>	Monteringssett <sup>1)</sup>	Monteringscæt <sup>1)</sup>	Bevestigingsset <sup>1)</sup>
<b>!</b>	<sup>1)</sup> Packed with shock absorbers	<sup>1)</sup> Im Lieferumfang enthalten	<sup>1)</sup> Pakattu iskunvaimentimen kanssa	<sup>1)</sup> Förpackad med stötdämpare	<sup>1)</sup> Inkludert med støtdæmperen	<sup>1)</sup> Pakked med støddæmper	<sup>1)</sup> Verpakt inclusief demper
	Mounting	Befestigung	Kiinnitys	Fästning	Montering	Montering	Bevestiging
	Upper stem	Oberer Bolzen	Tappikiinnitys, ylä	Övre stång	Øvre spindel	Øverste monteringspunkt	Bovenste bout
	Lower stem	Unterer Bolzen	Tappikiinnitys, ala	Nedre stång	Nedre spindel	Nederste monteringspunkt	Onderste bout
	Eying	Augenring	Silmukkakiinnitys	Ögla	Øyering	Øjering	Oog
	Eying with steel bushing	Augenring mit Metallbuchse	Silmukka-teräshelakiinnitys	Ögla med stålbusning	Øyering med stålforing	Øjering med stålbøsning	Oog met stalen bus
	Eying with crosspin	Augenring mit Gabelbolzen	Silmukka-ristitappikiinnitys	Ögla med genomgående pinne	Øyering med krysspapp	Øjering med krydspind	Oog met splitpen
	Special mounting	Besondere Befestigung	Erikoikiinnitys	Special montering	Spesialmontering	Special montering	Speciale Bevestiging
	Cartridge	Federbeinpatrone	Patruuna	Insats	Patron	Indsats	Patroon
	Sealed strut	Komplettes Federbein	Jousijalka	Fjäderben	Åpent fjærben	Forseglet fjæderben	Gesloten veerpoot
<b>R</b>	For the right side	Rechte Seite	Oikealle puolelle	Till högra sida	For høyre side	Til højre side	Voor de rechterzijde
<b>L</b>	For the left side	Linke Seite	Vasemmalle puolelle	Till vänstra sida	For venstre side	Til venstre side	Voor de linkerzijde
	Working Times in Hours per Axle	Arbeitszeit in Std. pro Achse	Työaika tunteina akselia kohden	Arbetstid per axel	Arbeidstid i timer pr aksel	Arbejdstid pr aksel	Levensduur per as



# 44 Series



Superior performance, fully self-adjusting and technically advanced, incorporating many technical benefits to give a long service life.



Öldruck-Stoßdämpfer voll selbstjustierend mit vielen technischen Vorteilen für lange Nutzungsdauer.



Suorituskyvyltään ensiluokkainen, täysin itsesäätävä ja teknisesti edistyksellinen iskunvaimennin. Kestää pitkään monien teknisten etujensa ansiosta.



Överlägsen prestanda, helt självjusterande ooh tekniskt avancerade, kombinerar många tekniska finesser för att ge lång livslängd.



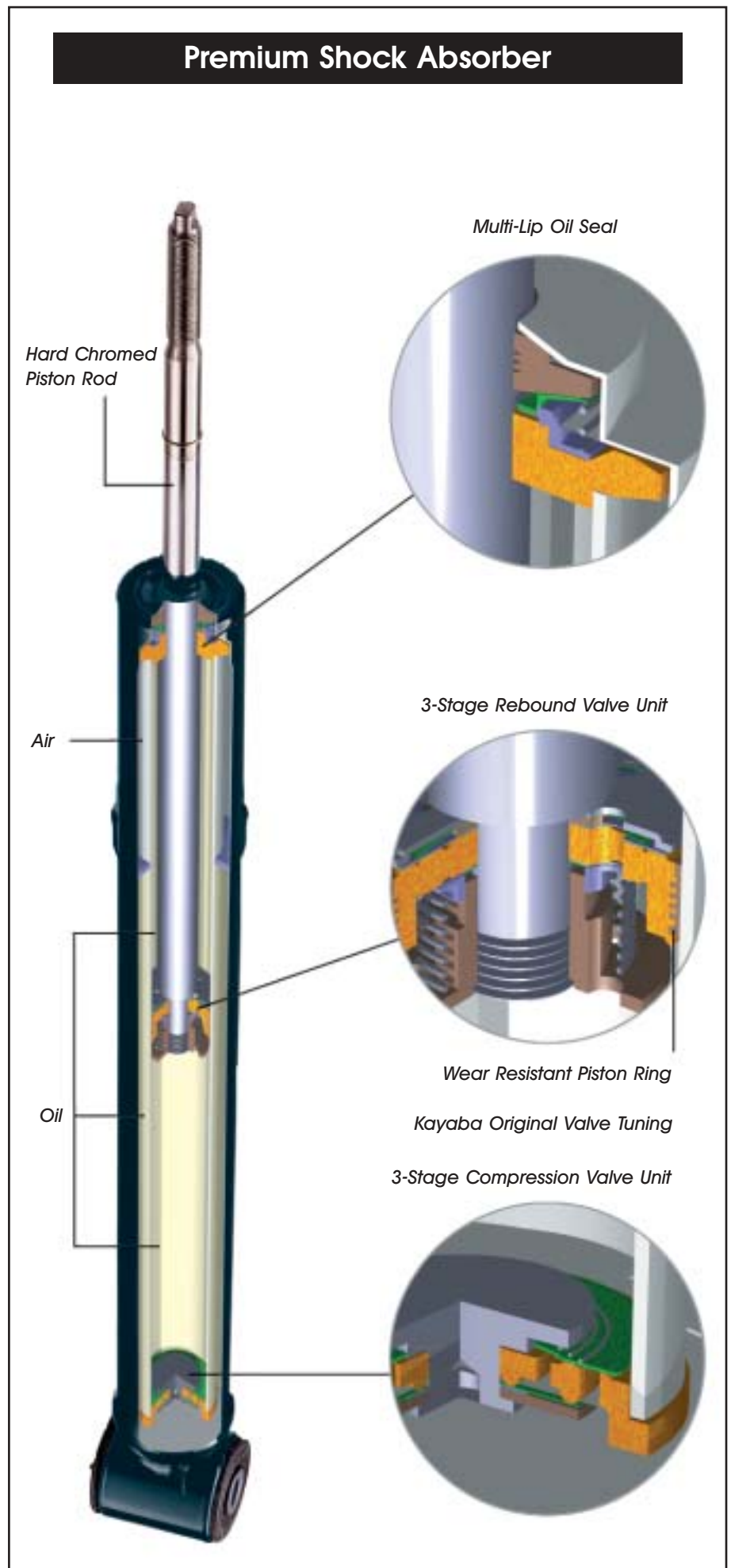
Høy ytelse, selvjusterende og teknisk avansert-inkludert en rekke tekniske fordeler som gir lang levetid.



Olie-dæmper med stor ydelse, selvjusterende og teknisk avanceret-med en række tekniske fordele som giver lang levetid.



Hoogwaardige prestaties, volledig zelf instellend en technisch vooruitstaand, bevat veel technische voordelen die tot een lange levensduur lijden.



# 34 Series



Patented valving plus pressurized nitrogen gas. Gives excellent ride comfort and reduces the aeration (foaming) common in ordinary shocks.



Gasdruck-Stoßdämpfer mit patentierten Ventilsystem für besseres Fahrverhalten.



Patentoitu venttiilijärjestelmä ja paineistettu typpikaasu takaavat erinomaisen ajomukavuuden ja vähentävät iskuvaimentimissa tavallisesti esiintyvää ilman sekoittumista nesteeseen (vaahdon muodostusta).



Patenterade ventilkäffar plus komprimerad nitrogen gas ger utmärkta köregenskaper ooh reducerar skumbildning, som är vanlig i ordinära stötdämpare.



Patentert ventilsystem i tillegg til nitrogen gass under trykk gir utmerkede kjøreegenskaper og reduserer lekkasje (svetting) som er vanlig i ordinære støtdempere.

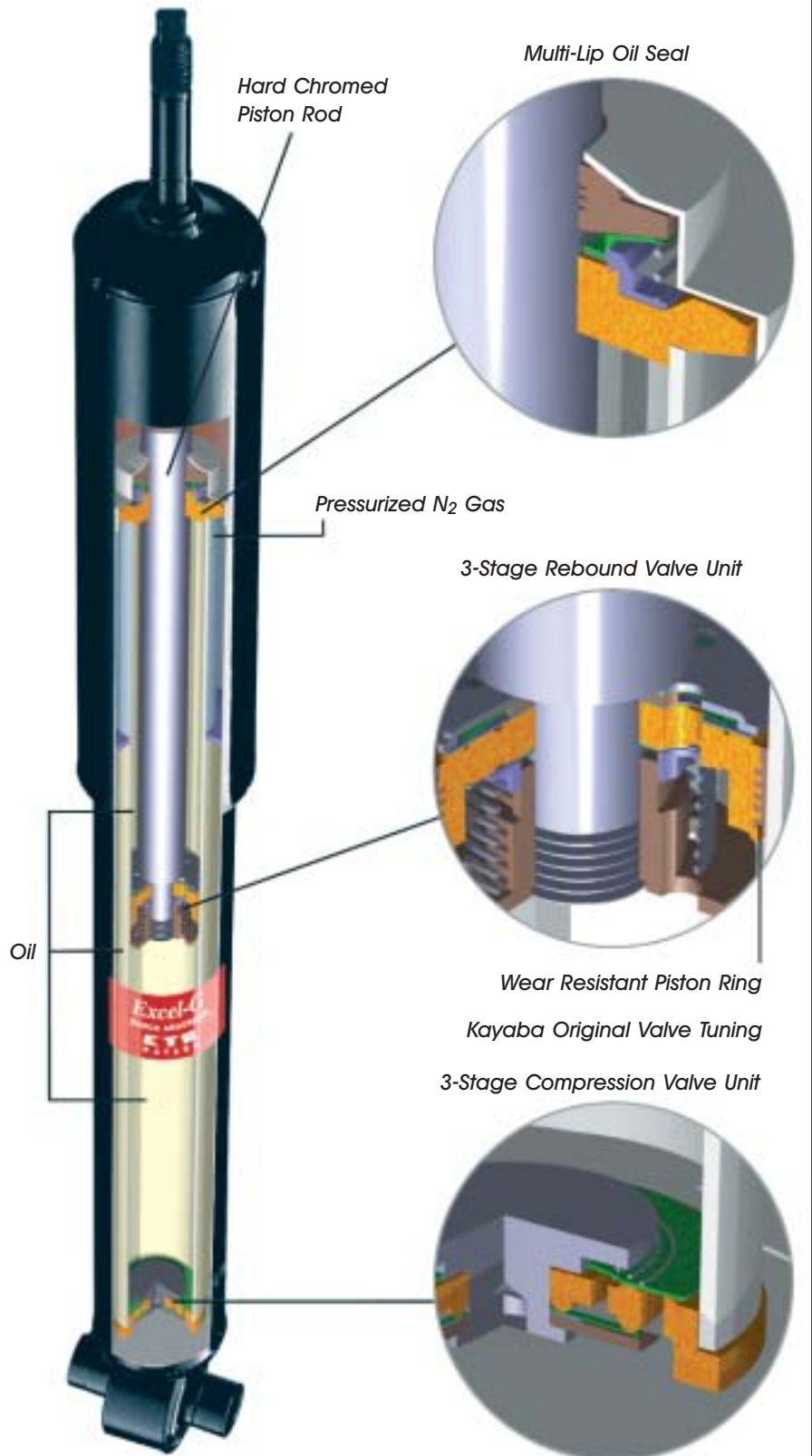


Gas dæmper med patenteret ventilsystem ladet med komprimeret nitrogen gas. Giver fin kørekomfort og reducere skumdanneise ved belastning.



Schokbreker met gepatenteerd kleppen-systeem plus stikstof onder hoge druk. Verschafft uitstekende rij-comfort.

## Excel-G Gas-Shock Absorber



# 66 Series



A unit for the fast and economical repair of McPherson struts.



Federbein-Einsatz für schnellen wirtschaftlichen Austausch von verschraubten Federbeinen.



McPherson-jousijalkojen nopeaan ja taloudelliseen korjaamiseen.



En Produkt för snabb och ekonomisk reparation av McPherson fjäderben.



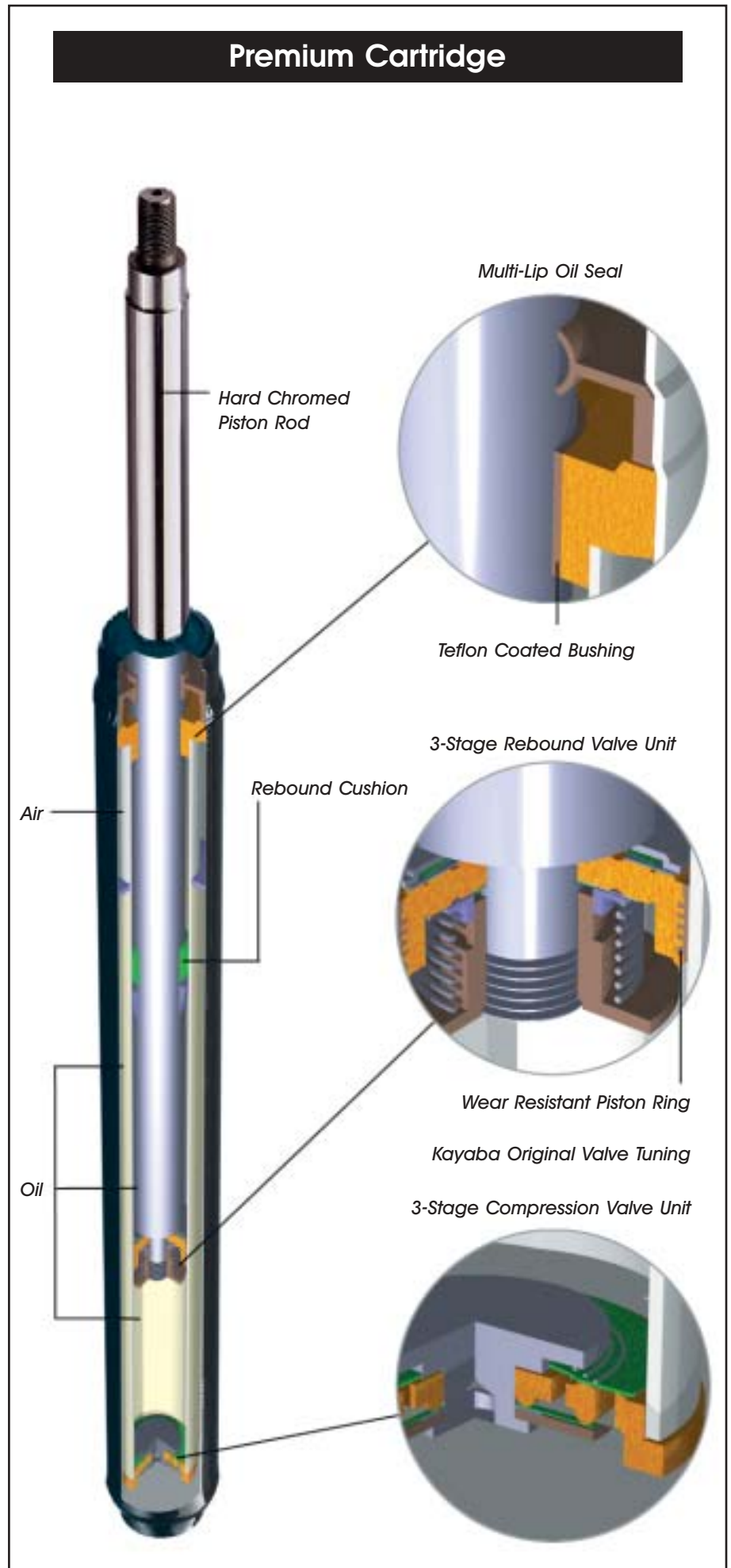
En enhet for hurtig og økonomisk reparasjon av McPherson fjærben.



Olje-indsats til hurtig og økonomisk reparation af McPherson fjæderben.



Veerpot patroon voor snelle economische reparatie van McPherson veerpoten.





# 36 Series



A gas cartridge insert ideal for a quality repair - economical and easy to fit for improved ride control.



Gas-Federbein-Einsatz für qualitative Reparatur bei verschraubten Federbeinen.



Kaasupatruuna, ihanteellinen laadukkaaseen korjaamiseen. Taludellinen ja helppo asentaa ajamisen hallinnan parantamiseksi.



En gas Insatsdämpare utmärkt för kvalitetsreparationer-ekonomisk ooh lätt att byta för att få ökad körsäkerhet.



En gasspatron til å sette innidee til kvalitetsreparasjon-økonomisk og lett å montere- gir forbedrede kjøreegenskaper.

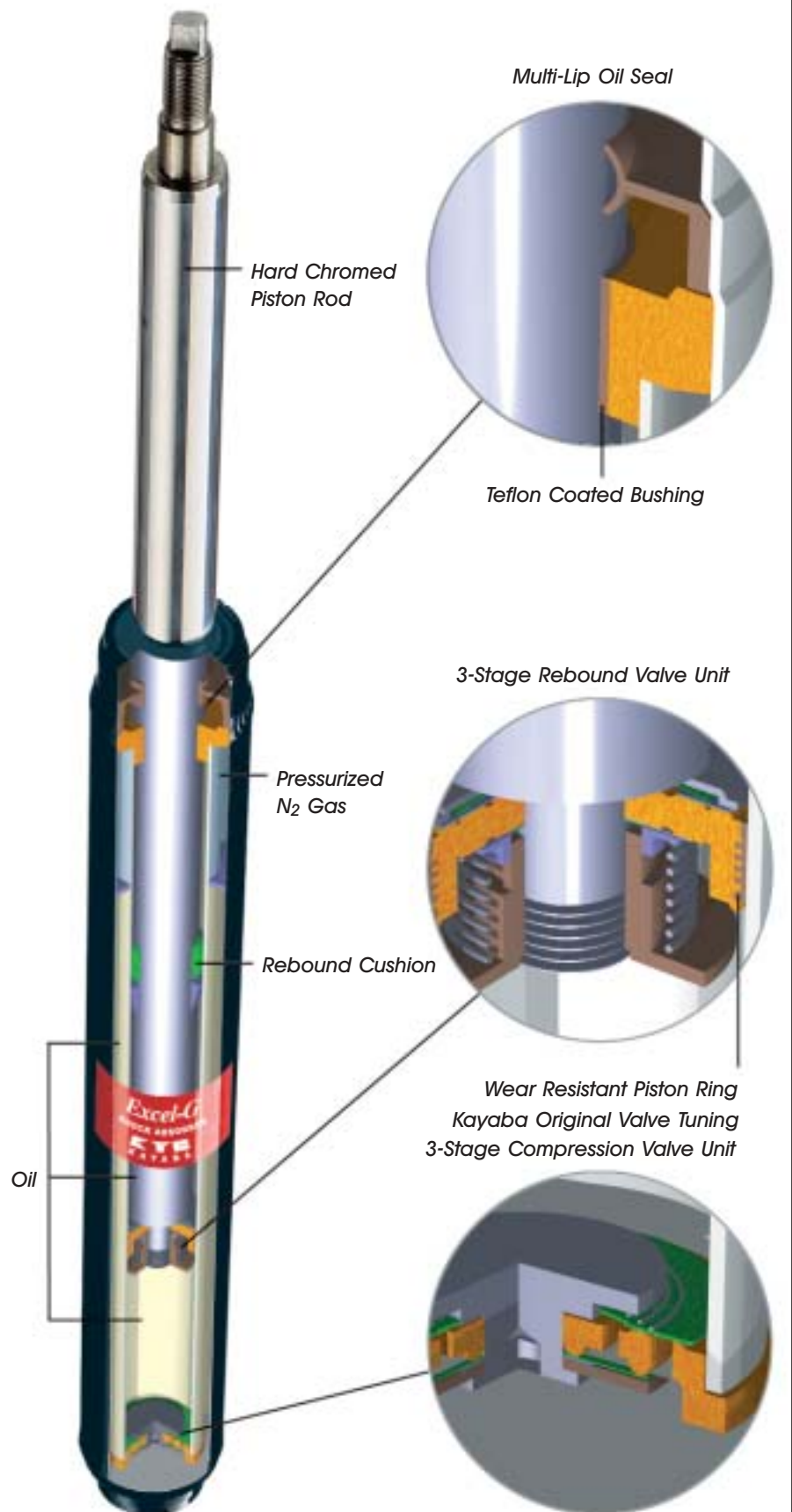


Gas indsats, ideel til økonomisk kvalitetsreparation og nem at montere - giver forbedrede køreegenskaber.



Gas-gevulde patroon ideaal voor kwalitatieve en economische reparaties. Verbeterd rijgedrag.

## Excel-G Gas-Cartridge



# 63 Series



A straightforward replacement strut for non-rebuildable strut replacement.



Hochwertige Stoßdämpfer (Öl) für das komplette Auswechseln von McPherson-Federbeinen.



Vaivattomasti vaihdettava jousijalka ei-kunnostettavan jalan vaihtoon.



Komplett fjäderben för modeller utan utbytbara Insatsdämpare.



Fjærben av høy kvalitet som erstatning av McPherson fjærben.




komplet olie fjederben af høj kvalitet til erstatning af komplette McPherson fjederben.



Hoogwaardige Schokbrekers (olie) voor de vervanging van complete McPherson veerpoten.

## Premium Sealed Strut



# 33 Series



A straightforward replacement designed to compensate for wear in other suspension parts. Gas struts give better response than many OE units.



Komplettes Gas-Federbein für den Austausch von McPherson Federbeinen.



Vaivaton vaihto, on suunniteltu tasauttamaan kulumista jousituksen muissa osissa. Kaasujousijalat reagoivat paremmin kuin monet alkuperäisvarusteet.



Komplett fjäderben utformat för att kompensera slitage i andra upphängningsdelar. Gasfjäderben ger bättre effekt än många OE enheter.



En enkel erstatning som kompenserer for slitasje i opphengsdelar. Gass fjæben gir bedre resultater enn mange OE-deler.




Komplett gas fjederben. Nem at montere og kompencerer samtidig for slitage i ophængsdele. Gas fjederben giver bedre effekt tilsvarende OE.



Komplete gasge vulde schokbrekers voor de vervanging van complete McPherson veerpoten.

## Excel-G Sealed Gas-Strut



# 55 Series



A self adjusting gas unit which provides a new concept in ride control. The principle is based on a special all weather hydraulic fluid and pressurized N<sub>2</sub> gas. The 55 series is ideal for performance vehicles needing uprated suspension.



Hochdruck-Gas-Stoßdämpfer mit automatisch einstellenden Ventilsystem (doppelt wirkend). Das Prinzip basiert auf einer speziellen hydraulischen Flüssigkeit und verdichtetem N<sub>2</sub> Gas.



Itsesäätävä kaasuyksikkö - uusi käsite ajamisen hallinnassa. Toimintaperiaate perustuu erityiseen joka sään hydrauliseen nesteeseen ja paineistettuun typpi-kaasuun. 55-sarjan Gas-A-Just-iskuvaimennin on ihanteellinen kovempaa suorituskykyä ja suurempaa pyörien joustojäykkyyttä vaativissa ajoneuvoissa.



En självjusterande produkt med ett nytt koncept för körsäkerhet. Principen är baserad på en speciell all-väders hydraulvätska ooh komprimerad N<sub>2</sub> gas. 55-serien är idealisk för fordon med extra krav på hjulupphängning.



Selvjusterende gassenhet som gir et nytt konsept når det gjelder kjøreegenskaper. prinsippet er basert på "all vaer" hydraulisk voeske og trykk N<sub>2</sub> gas. 55-serien er ideell for spesielt belastede kjøretøyer som trenger stiver poppheng.

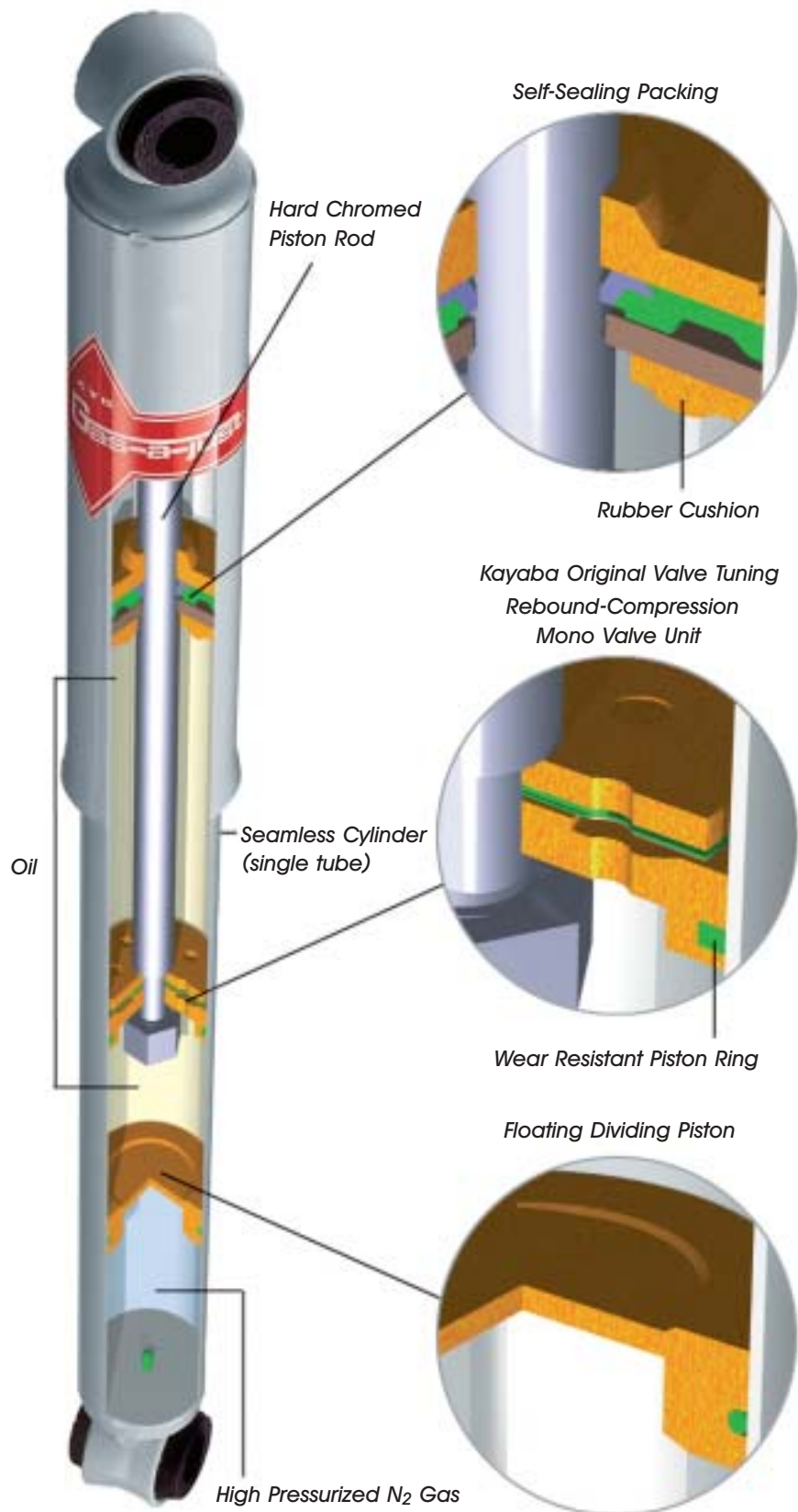


Selvjusterende gas dæmper. Et helt nyt koncept i enkelttrørs dæmpere som sætter nye standarder. Den højkomprimerende N<sub>2</sub> gas giver sammen med "all weather" hydraulisk olie de samme køreegenskaber som en fabriksracer.



Een zelfverstellende gasgevulde unit die zorgt voor een nieuw concept in rijgedrag/handeling. Het principe is gebaseerd op een speciale hydraulische vloeistof in samenwerking met stikstof. Ideaal voor auto's met hoge prestaties die een opgevaardeerd onderstel nodig hebben.

## GAS-A-JUST Shock Absorber (Mono-Tube)





**KYB****ULTRA SR**

# Ultimate performance on the road

To realize ultimate road performance, KAYABA is now introducing a new shock absorber ULTRA SR.

ULTRA SR is specially designed for excellent driving stability with maximum safety for the ambitious sports driver with high demands on road handling.

- Harder damping force, which enables stable road holding and steering.
- High performance when used with steel belt or low profile tires.
- No fading, clearly shown in the Dynamometer Testing Scope.

Für das Erreichen optimaler Bodenhaftung präsentiert KAYABA den neuen Stoßdämpfer ULTRA SR.

ULTRA SR ist speziell entwickelt für extreme Beanspruchung und einem Maximum an Sicherheit für den sportlich ambitionierten Fahrer mit hohem Anspruch am Fahrverhalten.

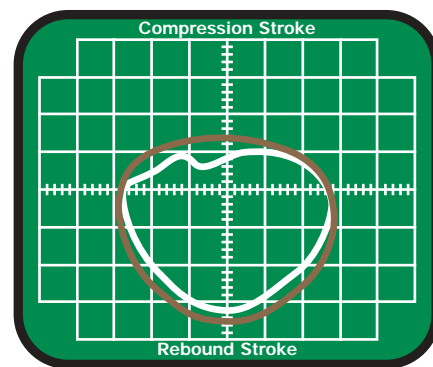
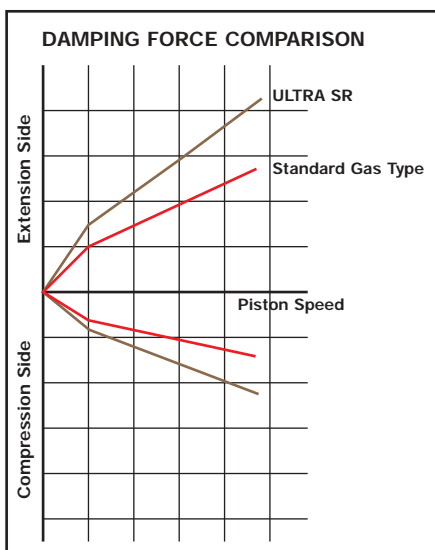
- Diese Stoßdämpfer - Baureihe ist in seiner Abstimmung extrem hart gewählt und garantiert eine dauerhaft zuverlässige Straßenlage.
- Höchste Leistung in Verbindung mit Stahlgürtelreifen - und Niederquerschnittreifen.
- Kein Leistungsschwund, wie in der Grafik deutlich.

Optimaalisen tiepidon saavuttamiseksi, KAYABA esittelee nyt uuden ULTRA SR - iskunvaimentimen.

ULTRA SR - iskunvaimennin on suunniteltu erinomaista ajovakautta ja -turvallisuuatta silmälläpitäen urheilullisille kuljettajille, joilla on korkeat vaatimukset ajoneuvon hallinnan suhteen.

- Kovempi vaimennusvoima, joka mahdollistaa luotettavan otteen tienhen sekä vakaan ohjauksen.
- Suuri teho käytettäessä teräsvyötai matalaprofiilirenkaita.
- Ei tehon häviötä (kts.dynamometrituloste).

ULTRA SR	
<b>24 Series</b>	Gas filled mono tube type Einrohrgas - Stossdämpfer Yksiputkinen kaasuvaimennin
<b>32 Series</b>	Gas filled MacPherson strut type Gas - Federbein Kaksiputkinen kaasujousijalka
<b>35 Series</b>	Gas filled twin tube type Gas - Zweirohr - Stossdämpfer Kaksiputkinen kaasuvaimennin
<b>37 Series</b>	Gas filled strut cartridge type Gas - Federbein - Patrone Kaksiputkinen kaasupatruuna



ULTRA SR (smooth gold line) compared to normal shock absorber (white line).

ULTRA SR (goldfarbige Linie) verglichen mit normalen Stossdämpfern (weiße Linie).

ULTRA SR (tasainen keltainen viiva) verrattuna tavalliseen iskunvaimentimeen (valkoinen viiva).



# Protection and security



**Kayaba Original Protection Kit prevents dust and moisture from damaging the piston rod surface and rod seal.**

*It's only a matter of time until your struts show signs of corrosion. The piston rod is exposed to all outdoor effects.*

*By irregular maintenance and permanent exposure, this can lead to serious effects in the performance and safety.*

*Reduce this risk with the **new** KAYABA protection kits.*

*The special quality design tightly fits around the exposed parts of rod and seal perfectly, to prevent damage.*

*Easy installation and original KYB quality guarantee a special benefit for road handling and strut durability.*

**Kayaba Original Protection Kit beugt Schäden an Federbein und Simmerring durch Staub und Feuchtigkeit vor.**

*Es ist nur eine Frage der Zeit, bis Ihre Dämpfer Korrosionsschäden aufweisen.*

*Das Federbein ist allen Witterungen ausgesetzt. Durch unregelmäßige Wartung und permanente Schutzlosigkeit können ernste Beanspruchungen der Leistung und Sicherheit auftreten. Reduzieren Sie dieses Risiko mit den **neuen** KAYABA Protection Kits. Das spezielle Qualitätsdesign verschließt perfekt die ungeschützten Teile von Federbein und Simmerring und verhindert somit Schäden. Der einfache Einbau und die original KYB Qualität garantieren eine bessere Straßenlage und längere Lebensdauer der Dämpfer.*

**Alkuperäiset Kayaba suojakumisarjat estävät pölystä ja kosteudesta aiheutuvia vaurioita männänvarren pinnassa ja varren tiivisteessä**

*On vain ajan kysymys, kun jousijaloissa alkaa ilmetä korroosion merkkejä. Männänvarsi on alttiina kaikenlaisille ulkoisille vaikutuksille.*

*Epäsäännöllinen huolto ja jatkuva altistuminen ulkoisille tekijöille saattavat vaikuttaa voimakkaasti jousijalkojen tehoon ja turvallisuuteen. Riskiä voi vähentää uusilla KAYABAN suojakumisarjoilla. Suojakumi asettuu tiiviisti suojaamattomien varren osien sekä tiivisteiden ympärille näin estäen vaurioita. Helppo asennus ja alkuperäinen KYB laatu takaavat paremman otteen tiehen sekä iskunvaimentimen pidemmän käyttöiän.*

# Suspension Mounting Kit



**Kayaba Suspension Mounting Kit improves the link between the shock absorber and the chassis.**

*Suspension mounting kits are exposed to mechanical stress and the elements.*

*If you change your suspension mounting kit at the same time as your shock absorbers, you will be sure of:*

- Improved ride control
- Smooth and precise steering
- Reduced vibration
- Increased durability of the strut

*Kayaba Suspension Mounting Kits are an indispensable complement to shock absorbers. Comfort, safety and improved suspension performance are guaranteed.*

**Der Kayaba Mounting Kit optimiert das Zusammenwirken zwischen Stoßdämpfer und Chassis.**

*Die Befestigungen der Aufhängung sind mechanischer Beanspruchung sowie Umwelteinflüssen ausgesetzt.*

*Wenn Sie ihr Mounting Kit zusammen mit den Stoßdämpfern austauschen, können Sie sicher sein, dass:*

- sich die Straßenlage verbessert
- das Lenken leicht und präzise ist
- die Vibrationen reduziert werden
- die Langlebigkeit der Stütze/Strebe verbessert wird.

*Kayaba Mounting Kit ist eine unverzichtbare Ergänzung für Stoßdämpfer. Komfort, Sicherheit und ein verbessertes Fahrwerk sind garantiert.*

**Kayaban jousijalan tukilaakerisarja parantaa iskunvaimentimen ja alustan välistä yhteistoimintaa.**

*Jousijalan tukilaakerisarja joutuu alttiiksi mekaaniselle kuormitukselle ja ympäristövaikutuksille.*

*Mikäli vaihdat tukilaakerisarjan samalla kertaa kun iskunvaimentimet, voit olla varma siitä, että*

- ajamisen hallinta paranee
- ohjaus on tasaista ja tarkkaa
- tärinä vähenee
- jousijalan kesto pitenee

*Kayaban jousijalan tukilaakerisarjat ovat välttämätön täydennys iskunvaimentimille. Mukavuus, turvallisuus ja parantunut jousituksen suorituskyky on taattu.*



## Shock absorbers - Function

One of the main tasks of shock absorbers is to keep the wheels on the ground at all times so as to be able to transmit the steering and braking forces to the road while you are driving. Without this contact with the road, there is a real danger that you will lose control over your vehicle. Shock absorbers are therefore one of the most important parts of your vehicle when it comes to safety.

## Shock absorbers - Wear

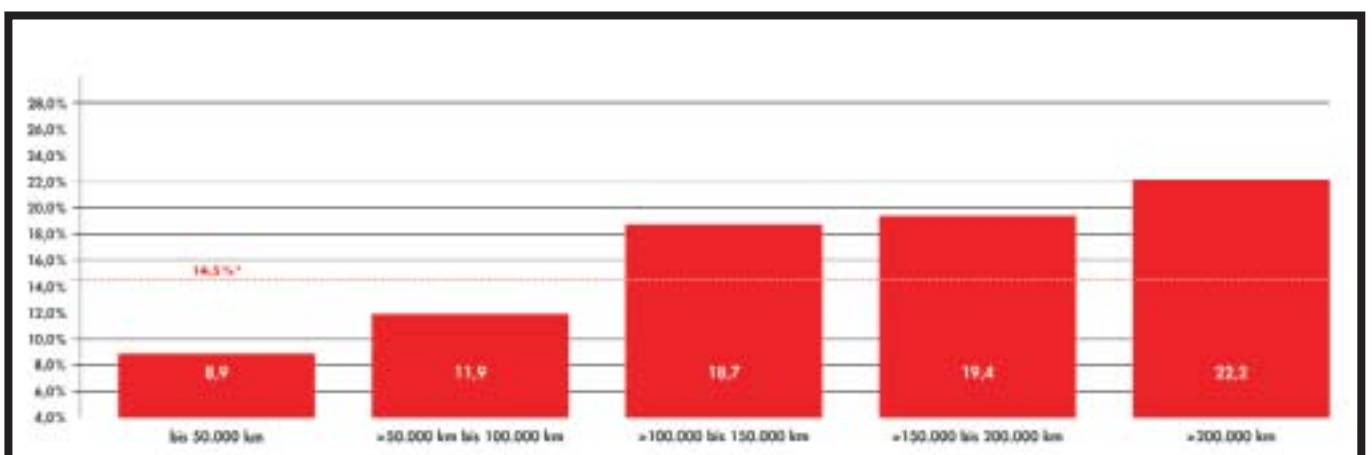
Long periods of use, hard use, dirt, corrosion from road salt and water can affect the proper functioning of shock absorbers. Depending on the driving conditions, shock absorbers can no longer function 100% after 60.000 - 80.000 km. This means that an average of 14,5% of vehicles that have already covered 100.000 km or have an average age of more than 5 years thus have defective shock absorbers. (Source: IVU – Institute for Traffic and the Environment – Germany).

## Stoßdämpfer - Aufgabe

Eine der Hauptaufgaben des Stoßdämpfers ist es, die Räder permanent am Boden zu halten, um die Lenk- und Bremskräfte während der Fahrt auf die Straße zu übertragen. Ohne diese Bodenhaftung laufen Sie Gefahr, die Kontrolle über das Fahrzeug zu verlieren. Stoßdämpfer gehören daher zu den sicherheitsrelevanten Baugruppen an Ihrem Fahrzeug.

## Stoßdämpfer - Verschleiß

Lange Laufzeiten, harte Beanspruchung, Schmutz, Korrosion durch Salz und Nässe können einen Stoßdämpfer in seiner Funktion beeinträchtigen. Je nach Fahrweise erfüllen Stoßdämpfer nach 60. – 80.000 km nur noch teilweise ihre Funktion. So fahren durchschnittlich 14,5% der Fahrzeuge mit einer Laufleistung von 100.000 km oder mit einem Durchschnittsalter von über 5 Jahren mit defekten Stoßdämpfern. (Quelle: IVU – Institut für Verkehr und Umwelt – Deutschland).







## Shock absorbers - Safety

Worn shock absorbers increase the braking distance in comparison with effective shock absorbers by 2-3 metres at a speed of 80 km/h. The cornering behaviour also becomes unstable if the shock absorbers are showing signs of age. Tests with shock absorbers that had only half their efficiency showed that the tyres lose contact with the road on tight corners and bumpy roads compared with fully functioning shock absorbers.

## Iskunvaimentimien toiminta

Yksi iskunvaimentimien päätehtävistä on pitää aina pyörät maassa, jotta ajettaessa ohjaus- ja jarrutusvoimat kohdistuivat tiehen. Ilman otetta tien pintaan vaara menettää auton hallinta on todellinen.

Iskunvaimentimet ovatkin auton tärkeimpiä osia, mitä tulee turvallisuuteen.



## Iskunvaimentimien kuluminen

Pitkät ajoajat, kova kuormitus, lika, tiesuolan ja kosteuden aiheuttama korroosio voivat heikentää iskunvaimentimien toimintakuntoa. Riippuen ajo-olosuhteista vaimentimet eivät enää toimi 100 %: sesti 60.000 - 80.000 km jälkeen. Se tarkoittaa siis, että keskimäärin 14,5 %: lla autoista, joilla on jo ajettu 100.000 km tai joiden keskimääräinen ikä on yli 5 vuotta, on vialliset iskunvaimentimet. Lähde: IVU – Institut für Verkehr und Umwelt (Liikenne- ja ympäristövirasto) - Saksa.

## Stoßdämpfer - Sicherheit

Abgenutzte Stoßdämpfer verlängern den **Bremsweg** im Vergleich zu intakten Dämpfern bei einer Geschwindigkeit von 80 km/h schon um 2-3 Metern. Mit nachlassenden Dämpfern wird auch das **Kurvenverhalten** instabil. Bei Tests mit halber Dämpferwirkung hat sich gezeigt, dass die Hinterreifen bei engen Kurvenfahrten auf unebener Fahrbahn aufgrund der hohen Querbeschleunigung die Bodenhaftung eher verlieren als mit intakten Dämpfern.



## Iskunvaimentimien turvallisuus

Kuluneet vaimentimet pidentävät jarrutusmatkaa hyvässä kunnossa oleviin vaimentimiin verrattuna 2-3 metrillä 80 km tuntinopeudesta jarrutettaessa. Myös kaarreajo on epävaakaata ajettaessa ikääntyneillä vaimentimilla. Suoritetuissa testeissä on todettu, että erityisesti tiukoissa kaarteissa sekä epätasaisella ajoradalla puolitehoisilla vaimentimilla varustettujen autojen pyörät menettävät helpommin kosketuksensa tiehen.



## Iskunvaimentimet - elektroniikka

Huonot vaimentimet alentavat sellaisten nykyaikaisten elektronisten alustan osien tehoa kuin ABS, ASR tai elektroniset ajonvakautusjärjestelmät (ESP).

Jarrutettaessa töyssyisellä ajoradalla nopeudesta 80 km/t jarrutusmatka pitenee lukkiutumattomilla jarruilla ja viallisilla vaimentimilla varustetuissa autoissa verrattuna ilman lukkiutumattomia jarruja oleviin ja viallisilla vaimentimilla varustettuihin autoihin n. 5 m, mikä vastaa jarrutusmatkan pitenemistä noin 14 %.

## Shock absorbers - Electronics

Poor shock absorbers reduce the effect of modern electronic drive train components such as ABS and ASR or electronic stability systems (ESP). When braking on a bumpy road from 80 km/h, the braking distance increases by around 5 metres in vehicles with ABS and with defective shock absorbers, as opposed to vehicles without ABS and with defective shock absorbers, which means that the braking distance is around 14 % longer.

## Stoßdämpfer - Elektronik

Schlechte Stoßdämpfer mindern die Wirkung moderner elektronischer Fahrwerkskomponenten wie ABS, ASR oder elektronische Stabilitätssysteme (ESP).

Beim Bremsen auf unebener Fahrbahn aus 80 km/h erhöht sich der Bremsweg bei Fahrzeugen mit ABS und defekten Dämpfern gegenüber einem Fahrzeugen ohne ABS und defekten Dämpfern um ca. 5 m, was etwa 14 % Bremswegverlängerung entspricht.



39,1 m

~~ABS~~



43,6 m

ABS

Car with front wheel drive and with four shock absorbers of reduced efficacy (50%).

Fahrzeug mit Frontantrieb mit jeweils vier in der Wirkung verminderter Stoßdämpfer (50%).

Etuvetoinen auto neljällä teholtaan heikentyneellä iskunvaimentimella.

(Source: TÜV Rheinland /Berlin – Brandenburg; Germany)



## Shock absorbers Quick check

It is therefore essential to make regular checks to ensure and increase your safety.

- Has your car already done more than 80,000 km without having the shock absorbers tested?
- Does the car dip at the front in tight corners?
- Are there worn sections in the profile of the tyres and do your tyres wear quickly?
- Does the car feel jumpy when you are driving? Does the steering wheel kick back?
- Does the car react strongly to undulations in the road, drain covers and potholes?
- Is the piston rod and the shock absorber covered in oil?
- Does the piston rod show signs of grooves or striations?
- Does the car feel unstable in all driving conditions?

If you answered yes to more than one question, please test the shock absorbers immediately.



## Stoßdämpfer Kurzcheck

Zur Erhöhung Ihrer Sicherheit ist daher die regelmäßige Kontrolle dringend erforderlich.

- Sind mit dem Auto mehr als 80.000 km ohne einen Stoßdämpfer – Test gefahren worden?
- Taucht das Fahrzeug in engen Kurven vorne stark ein?
- Sehen Sie abradierete Flächen am Reifenprofil und haben Ihre Reifen eine niedrige Laufleistung?
- Fährt der Wagen insgesamt unruhig? Flattert das Lenkrad?
- Reagiert das Fahrzeug empfindlich bei Bodenwellen, Straßenkuppen und Schlaglöchern?
- Sind Kolbenstange und Stoßdämpfer överschmiert?
- Ist die Kolbenstange bereits mit Riefen versehen, die auf eine Beschädigung schließen lassen?
- Wirkt das Fahrzeug in allen Fahrsituationen instabil?

Können Sie mehrere Fragen bejahen, sollten Sie Ihr Fahrzeug einem Stoßdämpfertest unterziehen.



## Iskunvaimentimien pikatarkastus

Turvallisuuden kohottamiseksi säännöllinen tarkastus onkin välttämätöntä.

- Onko autolla ajettu jo yli 80.000 km ilman että iskunvaimentimia on testattu?
- Viettäkö auto eteen tiukoissa kaarteissa?
- Onko renkaiden profiilissa kuluneita alueita ja kuluvatko renkaat nopeasti?
- Tuntuuko, että auto pomppii? Vapiseeko ohjauspyörä?
- Reagoiko auto voimakkaasti tien pinnan aaltoiluun, viemäriaukon kansiin ja tien päällysteen reikiin?
- Ovatko männänvarsi ja vaimennin öljyntyneet?
- Näkykö männänvarressa uria tai juovia?
- Tuntuuko auto epätasapainoiselta kaikissa ajotilanteissa?

Jos vastasit kyllä useampaan kuin yhteen kysymykseen, testauta iskunvaimentimet heti.

# INDEX

<b>New Additions</b>	17-20	<b>Landrover (GB) → Rover (GB)</b>	188-191
Alfa Romeo (I)	22-25	Lexus (J) → Toyota (J)	209-232
<b>Audi (D)</b>	25-33	<b>Leyland (GB) → Austin-Rover Group</b>	33-36
Austin-Rover Group (GB)	33-36	Mazda (J)	104-114
<b>Auto Bianchi (I)</b>	36	<b>Mercedes Benz (D)</b>	114-122
Bedford (GB)	36-38	Mercury (US) → Ford (US)	85-86
<b>BMW (D)</b>	38-50	<b>Mitsubishi (J)</b>	122-133
Buick (US) → General Motors (US)	87	Morris (GB) → Austin-Rover Group	33-36
<b>British Leyland (GB) → Austin-Rover Group</b>	33-36	<b>Moskwitch (RUS)</b>	133
Chevrolet (US) → General Motors (US)	87	Nissan (J)	134-149
<b>Chrysler (USA)</b>	50-51	<b>Opel (D)</b>	149-157
Chrysler Simca (F) → Talbot (F) (GB)	208-209	Peugeot (F)	158-169
<b>Chrysler (UK) → Talbot (F) (GB)</b>	208-209	<b>Plymouth (US) → Chrysler (US)</b>	50-51
Citroën (F)	51-57	Pontiac (US) → General Motors (US)	87
<b>Daewoo (KO)</b>	57-58	<b>Polski Fiat (PL) → Fiat Polski</b>	71
Daihatsu (J)	58-62	Porsche (D)	169
<b>Dodge (US) → Chrysler (US)</b>	50-51	<b>Proton (MA)</b>	170
Daimler Benz (D) → Mercedes Benz	114-122	Renault (F)	170-188
<b>Datsun (J) → Nissan</b>	134-149	<b>Rover (GB)</b>	188-191
Fiat (I)	62-70	Saab (S)	191-192
<b>Fiat Polski (PL)</b>	71	<b>Santana (E) → Suzuki (J)</b>	204-208
Ford (Europe)	72-85	Seat (E)	192-197
<b>Ford Mercury (US)</b>	85-86	<b>Skoda (CS)</b>	198-199
Freight Rover (GB) → Austin-Rover Group	33-36	Ssang Young (KO)	199
<b>Gaz (RUS)</b>	86	<b>Subaru (J)</b>	199-204
General Motors (RUS)	86	Suzuki (J)	204-208
<b>General Motors (US)</b>	87	<b>Talbot (F) (GB)</b>	208-209
GMC Truck (US) → General Motors (US)	87	Toyota (J)	209-232
<b>Hillman (GB) → Talbot (F) (GB)</b>	208-209	<b>Triumph (GB) → Austin-Rover Group</b>	33-36
Honda (J)	87-93	Vauxhall (GB)	232-238
<b>Hyundai (KO)</b>	93-96	<b>Volkswagen (D)</b>	238-252
Isuzu (J)	96-97	Volvo (S)	252-256
<b>Jaguar (GB)</b>	98	<b>Volvo Car (NL) → Volvo (S)</b>	252-256
Jeep (USA)	98	Wartburg (D)	256
<b>Kia (KO)</b>	99-100	<b>Zastava (YU)</b>	256
Lada (Shiguli) (RUS)	101	AGX	257-272
<b>Lancia (I)</b>	101-104	<b>Numerical Listing</b>	273-349

# NEW ADDITIONS

# New Part No./Neue Teile No./Nouveau No.  
◇ in preparation/In Vorbereitung/en études

KYB	VEHICLE FAHRZEUG VEHICULE	KYB	VEHICLE FAHRZEUG VEHICULE
<b>Excel-G Sealed Strut (23, 33-Series)</b>			
# 234901	Chrysler Neon - R	# 334343	Subaru Forster-F(6.02-)
# 234902	Chrysler Neon - F	# 334344	Subaru Forster-R(6.02-)
# 235627	Chrysler Neon - F (02-)	# 334345	Subaru Forster-R(6.02-)
# 235628	Chrysler Neon - R (02-)	# 334354	Volvo S40, V40-F(7.99-4.00)
# 235629	Chrysler Neon - R (02-)	# 334355	Volvo S40, V40-F(7.99-4.00)
# 235901	Chrysler Voyager, Mini Van, Town & Country, Caravan - F	# 334356	Subaru Impreza Estate-R(11.02-)
# 235902	Chrysler Le Baron, Saratoga - F	# 334357	Subaru Impreza Estate-R(11.02-)
# 235903	Ford Windstar Mini Van-F	# 334358	Subaru Impreza Sedan-R(11.02-)
# 331018	Toyota Celica-F(RH)	# 334359	Subaru Impreza Sedan-R(11.02-)
# 331019	Toyota Celica-F(LH)	# 334360	Nissan X-Trail-F
# 333145	GM Century, Special, Celebrity-F	# 334361	Nissan X-Trail-F
333264	Kia Carens-R	# 334362	Nissan X-Trail-R
333265	Kia Carens-R	# 334363	Nissan X-Trail-R
333306	Vauxhall Agila-F	334602	Vauxhall Zafira-F (R)
333307	Vauxhall Agila-F	334603	Vauxhall Zafira-F (L)
333314	Kia Carens-F	334607	Vauxhall Astra-F
333315	Kia Carens-F	334608	Vauxhall Astra-F
# 333379 ◇	Ford Fusion-F(1.04-)	334609	Opel Astra Cabriolet-F
# 333380 ◇	Ford Fusion-F(1.04-)	334610	Opel Astra Cabriolet-F
# 333383 ◇	Ford Fiesta-F(1.04-)	334611	Volvo S60-F
# 333384 ◇	Ford Fiesta-F(1.04-)	# 334614 ◇	BMW 3(E46)-F Compact(RH)
# 333717	Renault Laguna II-F	# 334615 ◇	BMW 3(E46)-F Compact(LH)
# 333718	Renault Megane II-F	# 334616 ◇	Opel Vectra C, Signum 1.8L -F(RH)
# 333723	Renault Twingo-F(98-)	# 334617 ◇	Opel Vectra C, Signum 1.8L -F(LH)
# 333724	Renault Twingo-F(98-)	# 334618 ◇	Opel Vectra C, Signum -F(RH)
# 333729	Peugeot 206 SW-F	# 334619 ◇	Opel Vectra C, Signum -F(LH)
# 333730	Peugeot 206 SW-F	# 334620 ◇	Mercedes Vito, V Class -F
# 333731	Fiat Cinquecento-F	334805	Lancia Y-F(1.2 Elefantino Blu)
# 333732	Citroën Xsara Estate -F(9.00-)(1.4L)	# 334814	Renault Vel Satis-F
# 333733	Citroën Xsara Estate -F(9.00-)(1.4L)	# 334826 ◇	Citroën C3 -F
# 333734	Citroën Xsara Estate -F(9.00-)(1.6, 1.9, 2.0)	# 334827 ◇	Citroën C3 -F
# 333735	Citroën Xsara Estate -F(9.00-)(1.6, 1.9, 2.0)	# 334828 ◇	Citroën C3 -F
# 333738 ◇	Peugeot 307 - F(RH)	# 334829 ◇	Citroën C3 -F
# 333739 ◇	Peugeot 307 - F(LH)	# 334830	Renault Megane I-F(2.0-16V 10.98-9.02)
333945	Vauxhall Corsa C-F	334868	Audi A2 - F, VW Polo-F(11.01-), Seat Ibiza-F
333946	Vauxhall Corsa C-F	334945	BMW 3(E46)-F cabriolet
# 333947 ◇	Peugeot 607 -F(RH)	334946	BMW 3(E46)-F cabriolet
# 333948 ◇	Peugeot 607 -F(LH)	334948	Vauxhall Astra-F(9.00-)
334156	Rover 25, ZR-F	334949	Vauxhall Astra-F(9.00-)
# 334261	Toyota Lexus RX300 2WD,4WD -F	# 334961	Renault Safran I, II-F
# 334262	Toyota Lexus RX300 2WD,4WD -F	# 335040	Toyota RAV 4 5door-F(RH)
# 334263	Toyota Lexus RX300 4WD -R	# 335041	Toyota RAV 4 5door-F(RH)
# 334264	Toyota Lexus RX300 4WD -R	# 335042	Kia Carnival II-F(Incl. With ABS)
# 334265	Nissan Maxima QX-F	# 335043	Kia Carnival II-F(Incl. With ABS)
# 334266	Nissan Maxima QX-F	335803	Nissan Primastar-F
# 334269	Toyota Lexus RX300 2WD -R	# 335804	Ford Transit-F(3.00-02)
# 334270	Toyota Lexus RX300 2WD -R		
334308	Mitsubishi Space Star-F(7.00-)		
334309	Mitsubishi Space Star-F(7.00-)		
# 334342	Subaru Forster-F(6.02-)		



# NEW ADDITIONS

# New Part No./Neue Teile No./Nouveau No.  
 ◇ in preparation/in Vorbereitung/en études

KYB	VEHICLE FAHRZEUG VEHICULE	KYB	VEHICLE FAHRZEUG VEHICULE
<b>Excel-G Shock Absorber (34-Series)</b>		<b>Excel-G Cartridge (36-Series)</b>	
341131	Rover 45, ZS-R	# 344342	Jeep Grand Cherokee-R
341166	Citroën Xsara sedan, H/B -R(9.00-)	# 344360	Nissan Patrol, Safari-F
341195	Peugeot 607-R	# 344407	Peugeot 307, 307SW-R
341204	Mitsubishi Space Star-R(7.00-)	# 344408	Peugeot 307, 307SW-R
341208	Rover 25, ZR-R	# 344409	Mercedes Sprinter-R, VW Transporter LT Series-R
341233	Rover 45, ZS-F	# 344410	Toyota Landcruiser -R
341234	Rover 45, ZS-F	# 344609	Chrysler Stratus, Cirrus, Breeze-F
341250	Peugeot 206 CC-F	# 344610	Chrysler Stratus, Cirrus, Breeze-R
# 341271	Nissan Maxima QX-R	344803	Nissan Primastar-R
341273	Skoda Superb-F	# 345027	Skoda Superb-R
# 341301	Skoda Superb-F	<b>Excel-G Cartridge (36-Series)</b>	
341325	Nissan Primera-R	# 363500	BMW 3 Series (E30) - F
# 341330	Honda Accord Sedan-F(2.03-)	# 365500	Audi 80,90 Coupé, Cabrio, VW Passat, Santana - F
# 341331	Honda Accord Sedan-R(2.03-)	# 365501	Bedford Astra, Daewoo Nexia, Lanos, Espero - F, Opel Kadett, Vauxhall Astra, Belmont - F
# 341332	Mazda 6 4WD-F	# 365502	VW Passat- F ; ST 334900, 334950
# 341333	Mazda 6 4WD-F	# 365503	Opel Vectra, Calibra - F, Vauxhall Cavalier, Calibra - F
# 341339	Mercedes Sprinter-R	# 365504	Bedford Astra, Opel Astra, Vauxhall Astra - F
# 341340	Toyota Landcruiser -F	# 365505	BMW 5 Series (E34) - F
341813	Renault Twingo-R(98-)	# 365506	Citroën AX, Saxo, Peugeot 106 - F
341953	Mazda 121-R(11.98-)	# 365507	Lada 110/112 - F
343252	Ford Ranger 2WD-R	<b>Premium Shock Absorber (44-Series)</b>	
343281	Skoda Superb-R	441088	Peugeot 607-R
343306	Vauxhall Astra-R(9.00-)	441092	Citroën Xsara Sedan, H/B -R(9.00-)
343308	Vauxhall Zafira-R	441093	Citroën Xsara Sedan, H/B -R(9.00-)Heavy Duty
343321	Peugeot 807-R	443216	Ford Ranger 2WD-F
# 343324	Mazda B series-F	443259	Ford Ranger 2WD-R
343328	VW Polo-R(11.01-), Seat Ibiza-R	443303	Peugeot 807-R
343331	Vauxhall Agila-R	444135	Ford Ranger 4WD-F
343350	Vauxhall Corsa C-R	444136	Ford Ranger 4WD-R
343351	Vauxhall Corsa C-R	444262	VW Transporter LT Series-R
343352	BMW 3(E46)-R cabriolet	# 444266	GM Niva-F
# 343355	Nissan Terrano II-R	# 444267	GM Niva-R
# 343396	Citroën C3 -R		
# 343397	Fiat Stilo-R		
# 343398	Hyundai Getz-R		
# 343399	Ford Transit-R(3.00-02)		
# 343806	Toyota Yaris Verso-R		
344115	Alfa 145/146 - R		
344116	Hyundai Galloper-R		
344119	Hyundai Galloper-F		
344201	Toyota Hiace 4WD-F(7.99-)		
344203	Toyota Hiace 2WD-F(7.99-)		
344298	Vauxhall Frontera-F		
344299	Vauxhall Frontera-R		
# 344304	Ford Ranger 4WD, Mazda B series-R		
# 344305	Ford Ranger 4WD, Mazda B series-F		
344306	Nissan Interstar-F		
344307	Nissan Interstar-R		
344309	Ssang Young Musso-F		
344310	Ssang Young Musso-R		
# 344341	Jeep Grand Cherokee-F		







**AGX**

**NEW ADDITIONS**

# New Part No./Neue Teile No./Nouveau No.  
◇ in preparation/in Vorbereitung/en études

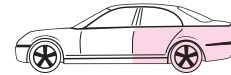
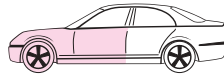
KYB	VEHICLE FAHRZEUG VEHICULE	KYB	VEHICLE FAHRZEUG VEHICULE
<b>Adjustable Twin Tube Gas Strut (73-Series)</b>		<b>Adjustable Twin Tube Gas Cartridge (76-Series)</b>	
<b>Adjustable Twin Tube Gas Shock Absorber (74-Series)</b>			

<b>Protection Kit</b>	
KYB	VEHICLE FAHRZEUG VEHICULE
<b>Protection Kit</b>	
# 913138	Nissan Sunny-F
# 913147	Lada Samara, Riva, Diva, Forma, Sagona-F
# 913212	Mitsubishi Lancer-F
# 913217	Volvo 300 Series-F
# 913242	Volvo S70, V70, C70-F
# 913267	Toyota Carina E-F
# 913268	Skoda Felicia-F
# 913271	Mitsubishi Space Wagon-F
# 913273	Toyota Starlet-F
# 933279	Rover 200-F

<b>Mounting Kit, Spring Seat, RN Series</b>	
KYB	VEHICLE FAHRZEUG VEHICULE
<b>Mounting Kit</b>	
# SM1209	Ford Focus -F
# SM1511	Renault Trafic II -F
# SM1512	Renault Laguna II-F
# SM1513	Renault Espace, VelSatis-F
# SM1515	Renault R19-F
# SM1517	Renault Mégane II-F
# SM1518	Renault R19-F
# SM1519	Renault R19 16S-F
# SM1520	Renault R9,R11-F
# SM1712	Audi A6 - F
# SM1810	Fiat Punto-F(9.99-)
# SM1811	Fiat Punto-F(9.99-)
# SM1812	Fiat Punto-F(9.99-)
# SM1813	Fiat Cinquecento, Seicento-F
# SM1814	Fiat Palio, Siena -F(RH)
# SM1815	Fiat Palio, Siena -F(LH)
# SM1922	Citroën C3-F
# SM1923	Peugeot 307 -F
# SM2900	Toyota Corolla (E8#) -F
# SM2901	Toyota Corolla (E9#) -F
# SM2902	Toyota Corolla (E10#, E11#) -F
<b>Spring Seat</b>	
# SG-700	Audi A6/VW Passat - F
# SG-701	Seat Ibiza, Cordoba/Vw Polo - R
# SG-702	Audi A4, A6/VW Passat - F
# SG-703	Audi A4 - R
<b>RN Series (Locking Ring)</b>	

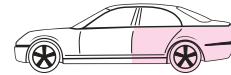
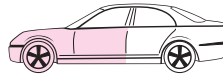
A thick, vertical grey bar runs down the center of the page, serving as a background for the section header.

## VEHICLE APPLICATIONS



MODEL FAHRZEUG MODELE	YEAR JAHR ANNEE	FRONT/VORNE/AVANT				REAR/HINTEN/ARRIERE			
		PREMIUM Oil	EXCEL-G* Twin-tube Gas	GAS-A-JUST Mono-tube Gas		PREMIUM Oil	EXCEL-G* Twin-tube Gas	GAS-A-JUST Mono-tube Gas	
<b>Alfa Romeo (I)</b>									
<b>Alfa 6</b>									
2.0, 2.5, 2.5 TD	79- 87	443127	343014	553073	 ⊥ ⊕ 0,8				
<b>Alfa 33</b>									
1.2, 1.3, 1.3 S, 1.5 1.5 Ti, 1.5 Quadrifoglio 1.7 Quadrifoglio, 1.8 TD Incl. Giardinetta Exc. (4WD)	(905) 6.83- 7.86 6.83- 7.86 - 2.87				 1,4	443221	343231		 ⊥ ⊕ 1,7
1.2, 1.3, 1.3 S, 1.5 1.5 Ti, 1.5 Quadrifoglio Incl. Giardinetta Exc. (4WD)	(905) 8.86- 2.87 8.86- 2.87				 1,4		343231		 ⊥ ⊕ 1,7
1.2, 1.3, 1.3 S, 1.5 1.5 Ti, 1.5 Quadrifoglio 1.7 Quadrifoglio, 1.8 TD 1.7 ie Incl. Giardinetta Exc. (4WD)	(905) 3.87- 1.90 3.87- 1.90 3.87- 1.90 88- 1.90		333857 L 333856 R		 1,4		343231		 ⊥ ⊕ 1,7
,  Exc. 1.7 i.e. 16V, 1.8 TD	(907) 90- 1.93		333859 L 333858 R		 1,4		343231		 ⊥ ⊕ 1,7
,  Exc. 1.7 i.e. 16V, 1.8 TD	(907) 2.93- 9.94				 1,4		343231		 ⊥ ⊕ 1,7
, 1.7 i.e. 16V	(907) 1.90- 3.90		333859 L 333858 R		 1,4		343231		 ⊥ ⊕ 1,7
 1.7 i.e. 16V	4.90- 9.94				 1,4				 ⊥ ⊕ 1,7
 1.7 i.e. 16V	4.90- 9.94				 1,4		343231		 ⊥ ⊕ 1,7
1.8TD	1.90- 9.94				 1,4		343231		 ⊥ ⊕ 1,7
<b>Alfa 75, 90</b>									
Alfa 75 1.6, 1.8, 2.0, 2.5 i, 2.0 TD, 3.0 i Alfa 90 1.8, 2.0, 2.0 i, 2.5 i, 2.4TD	5.85- 92 10.84- 89	443248	343235		 ⊥ ⊕ 0,8	443249	343236		 ⊥ ⊕ 0,7

\*Excel-G is a new name of SUPER  
Excel-G ist der neue Name für SUPER  
Excel-G est le nom nouveau pour SUPER

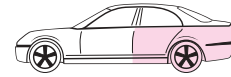
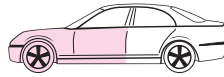


MODEL FAHRZEUG MODELE	YEAR JAHR ANNEE	FRONT/VORNE/AVANT				REAR/HINTEN/ARRIERE			
		PREMIUM Oil	EXCEL-G* Twin-tube Gas	GAS-A-JUST Mono-tube Gas		PREMIUM Oil	EXCEL-G* Twin-tube Gas	GAS-A-JUST Mono-tube Gas	
<b>Alfa Romeo (I)</b>									
<b>Alfa 145/146</b>									
1.4 (1351 cc), 1.6 (1596 cc) 1.7-16V (1712 cc)	94- 97 94- 97		334916 L <sup>1)</sup> 334915 R <sup>1)</sup>				344115	554077	
			 	1,3					
1.4 (1370 cc), 1.6 (1598 cc) 1.8 (1747 cc) 2.0 ti, 2.0 Quadrifoglio	97- 1.01 97- 1.01 94- 1.01		334930 <sup>2)</sup>				344115	554077	
			 	1,3					
1.9 TD	94- 1.01		334917 <sup>2)</sup>				344115	554077	
			 	1,3					
1) 2)									
<b>Alfa 147</b>									
1.6, 2.0, 1.9 JTD Exc. 1.9 JTD-16V	00-		331900				334613		
<b>Alfa 155</b>									
Twin Spark 1.6,1.7,1.8,2.0 1.9 Turbo Diesel Exc.	92- 97		334917				344115	554077	
			 	0,7					
2.5 Turbo Diesel Exc.	93- 97		334918				344115	554077	
			 	0,7					
2.5-V6 Exc.	92- 97		334919				344115	554077	
			 	0,7					
2.0 Turbo 16V Q4 (4WD) Exc.	92- 96		334918					554077	
			 	0,7					
<b>Alfa 156 </b>									
Twin Spark 1.6, 1.8, 2.0 2.5-V6 24V 1.9 JTD, 2.4JTD Exc. Sport sus.	9.97-		331900				334932		
Sport sus. Twin Spark 1.6, 1.8, 2.0 2.5-V6 24V 1.9 JTD, 2.4JTD	9.97-								

\*Excel-G is a new name of SUPER  
Excel-G ist der neue Name für SUPER  
Excel-G est le nom nouveau pour SUPER

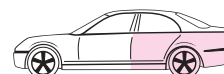
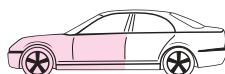






MODEL FAHRZEUG MODELE	YEAR JAHR ANNEE	FRONT/VORNE/AVANT				REAR/HINTEN/ARRIERE			
		PREMIUM Oil	EXCEL-G* Twin-tube Gas	GAS-A-JUST Mono-tube Gas		PREMIUM Oil	EXCEL-G* Twin-tube Gas	GAS-A-JUST Mono-tube Gas	
<b>Alfa Romeo (I)</b>									
<b>Alfa 156</b>									
Sport Wagon Twin Spark 1.6, 1.8, 2.0 2.5-V6 24V 1.9JTD, 2.4JTD Exc. , Self Leveling	5.00-		331900				334613		
<b>Alfa 164</b>									
2.0 Twin Spark/Turbo 2.5 Turbo Diesel 3.0-V6 (  → 6183988 ) Exc. , Quadrifoglio	87-10.90 87-10.90 87-10.90		334920				334801		
2.0 Twin Spark/Turbo 2.0-V6 Turbo 2.5 Turbo Diesel 3.0-V6 (  6183989 → ) Exc. , Quadrifoglio, Q4 (  )	11.90- 9.98 91- 9.98 11.90- 9.98 11.90- 9.98		334800				334801		
<b>Alfa 166</b>									
2.0 T.Spark, 2.0 V6 2.5 V6-24V, 3.0 V6-24V 2.4 JTD	9.98-		341910				341911		
<b>Alfa Sud</b>									
1.2, 1.3, 1.5 L & Ti (901) Giardinetta 1.5 Sprint Veloce	72- 85 75- 82 77- 3.82					441044		551019	
Sprint Ti Quadrifoglio (Alfa 33-sus.) (901)	84- 90					443221	343231		
<b>Alfetta</b>									
1.6 1.6 GT 1.8 1.8 GT 2.0 2.0 GTV, 2.5 GTV, 2.0 Turbo Delta Turbo Diesel 2.5-V6 GTV	75- 84 76- 85 72- 84 74- 85 77- 84 76- 85 79- 86 80-11.84	443127	343014	553073		443128	343015	554031	
2.0 GTV 2.5 GTV	85- 90 85- 90	443248	343235			443249	343236		
<b>Arna</b>									
1.2 SL, 1.3, 1.5 Ti	11.84- 86						342008		
<b>Giulia</b>									
1300 1600 1750 Berlina, GTV, Spider Montreal 2000 Berlina, GTV, Spider Diesel	67- 80 67- 74 68- 72 70- 76 71- 76 76- 78	443114	343051	553072		443126		551027	

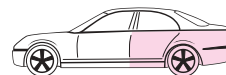
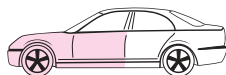
\*Excel-G is a new name of SUPER  
Excel-G ist der neue Name für SUPER  
Excel-G est le nom nouveau pour SUPER



MODEL FAHRZEUG MODELE	YEAR JAHR ANNEE	FRONT/VORNE/AVANT				REAR/HINTEN/ARRIERE			
		PREMIUM Oil	EXCEL-G* Twin-tube Gas	GAS-A-JUST Mono-tube Gas		PREMIUM Oil	EXCEL-G* Twin-tube Gas	GAS-A-JUST Mono-tube Gas	
<b>Alfa Romeo (I)</b>									
<b>Giulietta</b>									
1.3, 1.6 1.8 2.0	77- 86 79- 86 80- 86	443127	343014	553073		443128	343015	554031	
<b>GTV (916)</b>									
1.8-16V Twin Spark 2.0-16V Twin Spark	11.94-		334913					553205	
2.0 V6 Turbo	11.94-		334914▼					553205	
3.0 V6 Turbo	11.96-							553205	
<b>Spider (916)</b>									
1.8-16V Twin Spark 2.0-16V Twin Spark	11.94-		334913					553205	
3.0 V6	11.94-		334914▼					553205	
<b>Audi (D)</b>									
<b>50</b>									
	9.74- 78	663035 <sup>1)</sup>	363043 <sup>1)</sup> 373025 <sup>1)</sup>			441019 <sup>2)</sup> 443165 <sup>3)</sup>	341023 <sup>2)</sup> 343165 <sup>3)</sup> 351004 <sup>2)</sup>	551015 <sup>2)</sup>	
<p>1)  2)  3) </p> <p> </p>									
<b>80 (72-78)</b>									
	72- 8.78	664001	364001			441001	341033	551002	
Variant	75- 8.78	664001	364001			443049	343089	554018	

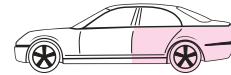
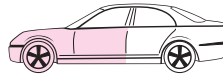
\*Excel-G is a new name of SUPER  
 Excel-G ist der neue Name für SUPER  
 Excel-G est le nom nouveau pour SUPER


























































Audi



Audi

MODEL FAHRZEUG MODELE	YEAR JAHR ANNEE	FRONT/VORNE/AVANT				REAR/HINTEN/ARRIERE			
		PREMIUM Oil	EXCEL-G* Twin-tube Gas	GAS-A-JUST Mono-tube Gas		PREMIUM Oil	EXCEL-G* Twin-tube Gas	GAS-A-JUST Mono-tube Gas	
<b>Audi (D)</b>									
<b>80/90  , 80 Variant/Avant  (78-91)</b>									
80  (Exc. Quattro) 90  (Exc. Quattro)	9.78- 86 10.84- 86	665030 <sup>1)</sup>	365008 <sup>1)</sup> ▼ 365500 <u>375008<sup>1)</sup></u>			441022	341003 <u>351005</u>	551020	
					2,9				⊥ ⊕ 0,9
80 Quattro (81) 90 Quattro (81) Exc.Sport sus.	9.83- 8.86 9.84-12.86	665030 <sup>1)</sup>	365008 <sup>1)</sup> ▼ 365500 <u>375008<sup>1)</sup></u>			666002	366006 <u>376002</u>		
					2,9				⊥ ⊕ 0,9
80 90 Exc. Quattro, Sport sus., 2.3, 2.3-20V	10.86- 8.91 87- 8.91	665030 <sup>1)</sup>	365008 <sup>1)</sup> ▼ 365500 <u>375008<sup>1)</sup></u>			441022	341003 <u>351005</u>	551020	
					2,9				⊥ ⊕ 0,9
80 Quattro (89) 90 Quattro (89) Exc. Sport sus., 2.3, 2.3-20V	9.86- 8.91 1.87- 8.91	665030 <sup>1)</sup>	365008 <sup>1)</sup> ▼ 365500 <u>375008<sup>1)</sup></u>			666002	366006 <u>376002</u>		
					2,9				⊥ ⊕ 0,9
<b>80  , Variant/Avant  (91-95)</b>									
80 (B4) 1.6, 2.0, 2.0E, 2.3E, 1.9TD, 1.9 TDI Exc.Sport sus., Quattro,	9.91- 95	665030 <sup>1)</sup>	365008 <sup>1)</sup> ▼ 365500 <u>375008<sup>1)</sup></u>			441901 ▼ 441083	341901 ▼ 341130 <u>351006</u>	551055	
					2,9				⊥ ⊕ 0,9
80 (B4) 2.6E, 2.8E Exc. Sport sus., Quattro	9.91- 95		365008 <sup>1)</sup> ▼ 365500 <u>375008<sup>1)</sup></u>				341901 ▼ 341130 <u>351006</u>	551055	
					2,9				⊥ ⊕ 0,9
80 (B4)  Sport sus.  Exc. Quattro	9.91- 95		365008 <sup>1)</sup> ▼ 365500 <u>375008<sup>1)</sup></u>				341132 <u>351006</u>	551056	
					2,9				⊥ ⊕ 0,9
80 (B4)  Exc. Quattro	9.91- 95								⊥ ⊕ 0,9
80 (B4) Quattro 2.0 E, 2.3 E, 2.6 E, 2.8 E 2.3 E, 2.6 E, 2.8 E Incl. Sport sus.	92- 95		365008 <sup>1)</sup> ▼ 365500 <u>375008<sup>1)</sup></u>						⊥ ⊕ 0,9
					2,9				
1)									

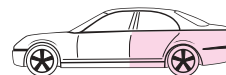
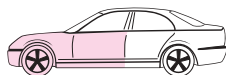


MODEL FAHRZEUG MODELE	YEAR JAHR ANNEE	FRONT/VORNE/AVANT				REAR/HINTEN/ARRIERE			
		PREMIUM Oil	EXCEL-G* Twin-tube Gas	GAS-A-JUST Mono-tube Gas		PREMIUM Oil	EXCEL-G* Twin-tube Gas	GAS-A-JUST Mono-tube Gas	
<b>Audi (D)</b>									
<b>100 , 100 Avant </b>									
	68- 73		345001				343069	554001	
	8.73- 3.74		345001				341014		
  5100108 →	4.74- 76	445004	345002			441002	341014		
	76- 8.82	666001	366002			443111	343013	554025	
 Exc. Quattro	9.82- 90	666001	366002 <u>376001</u>			441040	341016 <u>351017</u>		
 Exc. Sport sus., Quattro, S 4,  (C 4)	12.90- 94	666001	366002 <u>376001</u>	 SM1710		441902 <sup>1)4)</sup> 441084 <sup>5)</sup>	341902 <sup>1)4)</sup> 341133 <sup>5)</sup> <u>351018</u> <sup>1)</sup>		
 Sport sus.  Exc. Quattro, S4 (C 4)	12.90- 94		366002 <u>376001</u>	 SM1709			341902 <sup>1)4)</sup> 341133 <sup>5)</sup> <u>351018</u> <sup>1)</sup>		
Quattro  Exc. Sport sus., S4,  (C 4)	10.84- 94	666001	366002	 SM1710 <sup>2)</sup>  SM1709 <sup>3)</sup>			341205 <sup>1)</sup>		
Quattro  Sport sus.  Exc. S4 (C 4)	10.84- 94		366002	 SM1710 <sup>2)</sup>  SM1709 <sup>3)</sup>			341206 <sup>1)</sup>		
S4  Incl.  Sport sus. (C 4)	92- 94		<u>376001</u>				<u>351020</u> <sup>1)</sup>		
1) Exc.  2) 10.84 - 12.90      3) 91 - 94      4)   5)  									
<b>200 , 200 Avant </b>									
	80- 8.83	666001	366002			443111	343013 Exc. 	554025	

\*Excel-G is a new name of SUPER  
 Excel-G ist der neue Name für SUPER  
 Excel-G est le nom nouveau pour SUPER





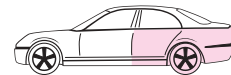
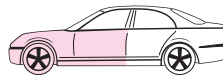


Audi

MODEL FAHRZEUG MODELE	YEAR JAHR ANNEE	FRONT/VORNE/AVANT			Wrench ⌚	REAR/HINTEN/ARRIERE			Wrench ⌚
		PREMIUM Oil	EXCEL-G* Twin-tube Gas	GAS-A-JUST Mono-tube Gas		PREMIUM Oil	EXCEL-G* Twin-tube Gas	GAS-A-JUST Mono-tube Gas	
<b>Audi (D)</b>									
<b>200  , 200 Avant </b>									
 Exc. Quattro	9.83- 90	666001	366002 <u>376001</u>		⌚ 3,2	441040	341016 <u>351017</u>		⊥ ⊖ 0,7
							Exc.		
Quattro Exc. Sport sus., 2.3-20V Turbo	86- 90	666001	366002		⌚ 3,2		341205		⊥ ⊖ 1,7
							Exc.		
Quattro 2.3-20V Turbo Incl. ⊕ Sport sus.	86- 90		366002		⌚ 3,2		341206		⊥ ⊖ 1,7
							Exc.		
Quattro ⊕ Sport sus. 	86- 90		366002		⌚ 3,2		341206		⊥ ⊖ 1,7
							Exc.		
<b>A2</b>									
1.4, 1.4 TDI, 1.6 Exc. Sport sus.,	(8Z) 00-		334868		⊕ +		343328		⊥ ⊖
<b>A3  (8L1)</b>									
 1.6, 1.8, 1.8 Turbo, 1.9TDI Exc. Sport sus.,	96- 7.99	634099▼ 634812	334812		⊕ +		343280▼ 343348	553206	⊥ ⊖
			<u>324016</u>					<u>243037</u>	
 1.6, 1.8, 1.8 Turbo, 1.9TDI Exc. Sport sus.,	8.99- 4.03	634099▼ 634812	334812		⊕ +		343280▼ 343348	553206	⊥ ⊖
			<u>324016</u>					<u>243037</u>	
 ⊕ Sport sus.	96- 7.99		334812		⊕ +			553206	⊥ ⊖
			<u>324016</u>					<u>243037</u>	
 ⊕ Sport sus.	8.99- 4.03		334812		⊕ +			553206	⊥ ⊖
			<u>324016</u>					<u>243037</u>	
Quattro  Exc. Sport sus., S3	96- 7.99	634099▼ 634812	334812		⊕ +		343310	553243	⊖ ⊖
			<u>324016</u>					<u>243038</u>	



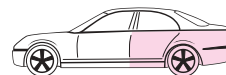
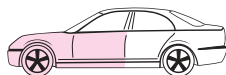
\*Excel-G is a new name of SUPER  
Excel-G ist der neue Name für SUPER  
Excel-G est le nom nouveau pour SUPER



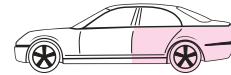
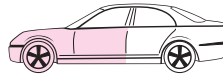
MODEL FAHRZEUG MODELE	YEAR JAHR ANNEE	FRONT/VORNE/AVANT			REAR/HINTEN/ARRIERE		
		PREMIUM Oil	EXCEL-G* Twin-tube Gas	GAS-A-JUST Mono-tube Gas	PREMIUM Oil	EXCEL-G* Twin-tube Gas	GAS-A-JUST Mono-tube Gas
<b>Audi (D)</b>							
<b>A3  (8L1)</b>							
Quattro  Exc. Sport sus., S3	8.99- 4.03						553243 <u>243038</u>
		915415		SM1708			
Quattro Sport sus. Exc. S3	96- 7.99		334812 <u>324016</u>				553243 <u>243038</u>
		915415		SM1708			
Quattro Sport sus. Exc. S3	8.99- 4.03						553243 <u>243038</u>
		915415		SM1708			
Quattro  Exc. S3	96- 7.99		334812			344301	
		915415		SM1708			
Quattro  Exc. S3	8.99- 4.03					344301	
		915415		SM1708			
<b>A4 , A4 Avant </b>							
(B5) Exc. Sport sus., Quattro	94- 1.99		341904 <sup>1)</sup> <u>351016<sup>2)</sup></u>			343271 <sup>3)</sup> <u>353014<sup>3)</sup></u>	$\perp$ $\otimes$ 1,6
		915708				915416	
Sport sus.  (B5) Exc. Quattro	94- 1.99		<u>351016<sup>2)</sup></u>			343271 <sup>3)</sup> <u>353014<sup>3)</sup></u>	$\perp$ $\otimes$ 1,6
		915708				915416	
Quattro (B5) 1.8, 1.8 Turbo, 2.6, 2.8, 1.9TDi, 2.5TDi Exc. Sport sus., S4	94- 1.99		341904 <sup>1)</sup> <u>351016<sup>2)</sup></u>			341909	$\otimes$ $\otimes$
		915708					
Quattro  Sport sus. (B5) 1.8, 1.8 Turbo, 2.6, 2.8, 1.9TDi, 2.5TDi Exc. S4	94- 1.99		<u>351016<sup>2)</sup></u>			341909	$\otimes$ $\otimes$
		915708					
(B5) Exc. Sport sus., Quattro,	2.99-11.00		341904 <sup>1)</sup> <u>351016<sup>2)</sup></u>			343302 <sup>3)</sup> <u>353016<sup>3)</sup></u>	$\perp$ $\otimes$
		915708					
1)                  2)   (SG-700)                3)   (SG-703)							

\*Excel-G is a new name of SUPER  
 Excel-G ist der neue Name für SUPER  
 Excel-G est le nom nouveau pour SUPER





MODEL FAHRZEUG MODELE	YEAR JAHR ANNEE	FRONT/VORNE/AVANT				REAR/HINTEN/ARRIERE			
		PREMIUM Oil	EXCEL-G* Twin-tube Gas	GAS-A-JUST Mono-tube Gas		PREMIUM Oil	EXCEL-G* Twin-tube Gas	GAS-A-JUST Mono-tube Gas	
<b>Audi (D)</b>									
<b>A4  , A4 Avant </b>									
⊕ Sport sus. Exc. Quattro	(B5)	2.99-11.00		351016 <sup>2)</sup> 	 ⊥ ⊗ 1,6		343302 <sup>3)</sup> 353016 <sup>3)</sup>		 ⊥ ⊗
Quattro Exc. Sport sus., S4	(B5)	2.99-11.00		341904 <sup>1)</sup> 351016 <sup>2)</sup> 	 ⊥ ⊗ 1,6		341909		 ⊥ ⊗
Quattro ⊕ Sport sus. Exc. S4	(B5)	2.99-11.00		351016 <sup>2)</sup> 	 ⊥ ⊗ 1,6		341909		 ⊥ ⊗
 Exc. Sport sus., Quattro,	(B5)	2.99- 9.01		341904 <sup>1)</sup> 351016 <sup>2)</sup> 	 ⊥ ⊗ 1,6		343302 <sup>3)</sup> 353016 <sup>3)</sup>		 ⊥ ⊗
⊕ Sport sus. Exc. Quattro	(B5)	2.99- 9.01		351016 <sup>2)</sup> 	 ⊥ ⊗ 1,6		343302 <sup>3)</sup> 353016 <sup>3)</sup>		 ⊥ ⊗
Quattro Exc. Sport sus., S4	(B5)	2.99- 9.01		341904 <sup>1)</sup> 351016 <sup>2)</sup> 	 ⊥ ⊗ 1,6		341909		 ⊥ ⊗
Quattro ⊕ Sport sus. Exc. S4	(B5)	2.99- 9.01		351016 <sup>2)</sup> 	 ⊥ ⊗ 1,6		341909		 ⊥ ⊗
 1.6, 1.8 Turbo, 2.0, 3.0 1.9 TDi, 2.5 TDi Exc. Sport,  , Quattro	(8E, B6)	11.00-		341299 <sup>4)</sup>	 ⊥ ⊗		341814		 ⊥ ⊗
⊕ Sport sus. 1.6, 1.8 Turbo, 2.0, 3.0 1.9 TDi, 2.5 TDi Exc. Quattro	(8E, B6)	11.00-		341299 <sup>4)</sup>	 ⊥ ⊗		341814		 ⊥ ⊗
Quattro 1.8 Turbo, 3.0, 2.5 TDi Exc. Sport,	(8E, B6)	11.00-		341299 <sup>4)</sup>	 ⊥ ⊗		341814		 ⊥ ⊗
Quattro ⊕ Sport sus. 1.8 Turbo, 3.0, 2.5 TDi	(8E, B6)	11.00-		341299 <sup>4)</sup>	 ⊥ ⊗		341814		 ⊥ ⊗
<p>1)  <b>KYB</b></p> <p>2)  <b>OE</b>, (SG-700)</p> <p>3)  <b>OE</b>, (SG-703)</p> <p>4)  <b>OE</b>, (SG-702)</p>									

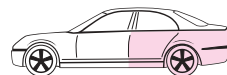
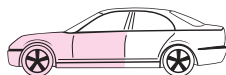


MODEL FAHRZEUG MODELE	YEAR JAHR ANNEE	FRONT/VORNE/AVANT			⌚	REAR/HINTEN/ARRIERE			⌚
		PREMIUM Oil	EXCEL-G* Twin-tube Gas	GAS-A-JUST Mono-tube Gas		PREMIUM Oil	EXCEL-G* Twin-tube Gas	GAS-A-JUST Mono-tube Gas	
<b>Audi (D)</b>									
<b>A6 , A6 Avant </b>									
(C4) Exc. Sport sus., Quattro,	94- 97	666001	366002 <u>376001</u> 		⌚ 3,2	441902 <sup>1)3)</sup> ▼ 441084 <sup>2)</sup>	341902 <sup>1)3)</sup> ▼ 341133 <sup>2)</sup> <u>351018</u> <sup>1)</sup> <sup>1)</sup>		⊥ ⊕ 1,1
⊕ Sport sus.  (C4) Exc. S6	94- 97		366002 <u>376001</u> 		⌚ 3,2		341902 <sup>1)3)</sup> ▼ 341133 <sup>2)</sup> <u>351018</u> <sup>1)</sup>		⊥ ⊕ 1,1
Quattro C (C4) Exc. Sport sus., S6,	94- 97	666001	366002 		⌚ 3,2		341205 <sup>1)</sup>		⊥ ⊕ 1,7
Quattro ⊕ Sport sus.  (C4) Exc. S6	94- 97		366002 		⌚ 3,2		341206 <sup>1)</sup>		⊥ ⊕ 1,7
S6  (C4) Incl. ⊕ Sport sus.	94- 97		<u>376001</u>		⌚ 3,2		<u>351020</u> <sup>1)</sup>		⊥ ⊕ 1,7
(4B) Exc. Sport sus., Quattro, S6,	97- 5.01		341207 <sup>4)</sup> 341904 <sup>5)</sup> 		⊥ ⊗		343281 <sup>1)</sup>	553207 <sup>1)</sup>	⊥ ⊕
⊕ Sport sus.  (4B) Exc. Quattro, S6,	97- 5.01		341207 <sup>4)</sup> 		⊥ ⊗			553207 <sup>1)</sup>	⊥ ⊕
Quattro  (4B) Exc. Sport sus., S6,	97- 5.01		341207 <sup>4)</sup> 341904 <sup>5)</sup> 		⊥ ⊗				⊥ ⊕
Quattro ⊕ Sport sus.  (4B) Exc. S6,	97- 5.01		341207 <sup>4)</sup> 		⊥ ⊗				⊥ ⊕
(4B) Exc. Sport sus., Quattro, S6,	6.01-		341273 <sup>6)</sup>		⊥ ⊗		343281 <sup>1)</sup>	553207 <sup>1)</sup>	⊥ ⊕
⊕ Sport sus.  (4B) Exc. Quattro, S6,	6.01-		341273 <sup>6)</sup>		⊥ ⊗			553207 <sup>1)</sup>	⊥ ⊕
(4B) Exc. Sport sus., Quattro, S6,	6.01-		341273 <sup>6)</sup>		⊥ ⊗		343281 <sup>1)</sup>	553207 <sup>1)</sup>	⊥ ⊕
1) Exc.  2)  3)  4)  5)  → 4B#Y#200 000 6)  (SG-702)									
(SG-700) :  → 4B#Y#200 000 (SG-700) :  4B#Y#200 001 →									

Audi

\*Excel-G is a new name of SUPER  
 Excel-G ist der neue Name für SUPER  
 Excel-G est le nom nouveau pour SUPER





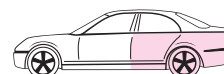
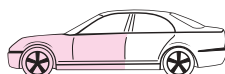
Audi

MODEL FAHRZEUG MODELE	YEAR JAHR ANNEE	FRONT/VORNE/AVANT				REAR/HINTEN/ARRIERE			
		PREMIUM Oil	EXCEL-G* Twin-tube Gas	GAS-A-JUST Mono-tube Gas		PREMIUM Oil	EXCEL-G* Twin-tube Gas	GAS-A-JUST <sup>3)</sup> Mono-tube Gas	
<b>Audi (D)</b>									
<b>A6  , A6 Avant </b>									
Sport sus.  (4B) Exc. Quattro, S6,	6.01-		341273 <sup>1)</sup>					553207 <sup>3)</sup>	
Quattro (4B) Exc. Sport sus., S6,	6.01-		341273 <sup>1)</sup>						
Quattro Sport sus. (4B) Exc. Sport sus., S6,	6.01-		341273 <sup>1)</sup>						
<b>Cabrio</b>									
	6.91- 8.00		365008 <sup>2)</sup> ▼ 365500  375008 <sup>2)</sup>  SM1702				341912		
<b>Coupé</b>									
GT5E GT	8.83- 9.88 8.81- 9.88	665030 <sup>2)</sup>	365008 <sup>2)</sup> ▼ 365500  375008 <sup>2)</sup>  SM1702			441022	341003  351005	551020	
Quattro (85)  Exc. Sport sus.	9.84- 9.88	665030 <sup>2)</sup>	365008 <sup>2)</sup> ▼ 365500  375008 <sup>2)</sup>  SM1702			666002	366006  376002		
(89) Incl. Sport sus. Exc. 2.0	10.88-		365008 <sup>2)</sup> ▼ 365500  375008 <sup>2)</sup>  SM1702				341153  351015		
Quattro (89)  Exc. S2	10.88-		365008 <sup>2)</sup> ▼ 365500  375008 <sup>2)</sup>  SM1702				366008  376003		
S2 Quattro (89)	90-						366008  376003		
1)  OE (  ) 2)  3) Exc.									
<b>TT Coupé </b>									
1.8T Exc. Sport sus.	10.98-							553206	
				SM1708					



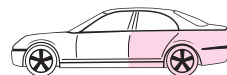
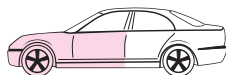
\*Excel-G is a new name of SUPER  
Excel-G ist der neue Name für SUPER  
Excel-G est le nom nouveau pour SUPER





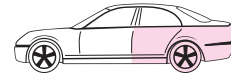
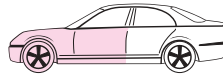
MODEL FAHRZEUG MODELE	YEAR JAHR ANNEE	FRONT/VORNE/AVANT				REAR/HINTEN/ARRIERE			
		PREMIUM Oil	EXCEL-G* Twin-tube Gas	GAS-A-JUST Mono-tube Gas		PREMIUM Oil	EXCEL-G* Twin-tube Gas	GAS-A-JUST Mono-tube Gas	
<b>Audi (D)</b>									
<b>TT Coupé </b>									
1.8T Quattro Exc. Sport sus.	10.98-							553243	
				SM1708					
<b>TT Roadster Cabriolet </b>									
1.8T Exc. Sport sus.	10.98-						343280▼ 343348	553206	
				SM1708					
1.8T Quattro Exc. Sport sus.	10.98-							553243	
				SM1708					
<b>V8</b>									
V8-3.6 V8-4.2	88- 94 91- 94		366002				341206		
					3,2		Exc.		
									1,7
<b>Austin-Rover Group (GB)</b>									
<b>Austin, Morris</b>									
 Seven 850, Cooper (S) Mini Car 850, 1000, 1275 GT Mini Clubman Mini-Minor Mini-Cooper Hornet	59- 74 76- 76- 59- 76 61- 64 62- 64	442001	342001	552018		442002	342002	552019	
					0,7				1,5
 Seven 850 Van, Countryman, Pick-up Mini Clubman Estate Mini Countryman Van, Pickup	59- 76 76- 61- 69	442001	342001	552018		442003	342006		
					0,7				1,5
Mini Metro  Incl.	80-	442031	342016						
					1,3				
Mini (Denovo tires)	5.76-	442001	342001	552018		442016	342009		
					0,7				
<b>Maestro Sedan, Hatchback </b>									
1.3, 1.6 2.0 MG E.F.I.	83- 84-	633101	333075			441070	341103		
		S.S.H. =	264 mm		1,5	S.S.H. =	181 mm		1,7
1.3 Exc.	84-	633101	333075			441073	341106		
		S.S.H. =	264 mm		1,5	S.S.H. =	157 mm		1,7
S.S.H. =  S.S.H. =									

\*Excel-G is a new name of SUPER  
 Excel-G ist der neue Name für SUPER  
 Excel-G est le nom nouveau pour SUPER



MODEL FAHRZEUG MODELE	YEAR JAHR ANNEE	FRONT/VORNE/AVANT				REAR/HINTEN/ARRIERE			
		PREMIUM Oil	EXCEL-G* Twin-tube Gas	GAS-A-JUST Mono-tube Gas		PREMIUM Oil	EXCEL-G* Twin-tube Gas	GAS-A-JUST Mono-tube Gas	
<b>Austin-Rover Group (GB)</b>									
<b>Maestro Sedan, Hatchback</b>									
1.6 Exc.	84-	633193 S.S.H. =	333223 250 mm		 1,5	441073 S.S.H. =	341106 157 mm		 1,7
2.0 Diesel Hatchback	86-	633193 S.S.H. =	333223 250 mm			441070 S.S.H. =	341103 181 mm		 1,7
<b>Maestro Van</b>									
	84- 90	633101	333075		 1,5	443275			 0,8
	90- 94	633101	333075		 1,5	443276			 0,8
<b>Montego Saloon</b>									
1.3  Exc. 1.6, 2.0   (U.K.) 2.0 MG E.F.I (U.K.) Incl. Exc. 2.0 MG Turbo	84-	633101 S.S.H. =	333075 264 mm		 1,5	if S.S.H. = 181 mm 441070	341103		 1,7
						if S.S.H. = 157 mm 441073	341106		
1.3 1.6, 2.0   (U.K.) 1.6, 2.0  (Exc. U.K.) 1.6, 2.0 Police (U.K.) 2.0 MG E.F.I. (Exc. U.K.) 2.0 Diesel LD, HLD Exc. 2.0 MG Turbo	84- 84- 84- 84- 86-	633193 S.S.H. =	333223 250 mm		 1,5	if S.S.H. = 181 mm 441070	341103		 1,7
						if S.S.H. = 157 mm 441073	341106		
2.0 MG Turbo Exc.	85- 2.87					441072 S.S.H. =	341105 167 mm		 1,7
2.0 MG Turbo 	3.87-								
2.0 HL, VP, Auto (Gulf States only)	85- 2.87								
<b>Montego Estate</b> Exc.									
1.6, 2.0  Exc. 2.0 Diesel	84- 9.88	633101 S.S.H. =	333075 264 mm		 1,5	441073 S.S.H. =	341106 157 mm		 1,7
2.0 Diesel LD, HLD 	86- 9.88	633193 S.S.H. =	333223 250 mm		 1,5	441073 S.S.H. =	341106 157 mm		 1,7

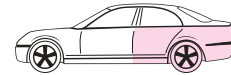
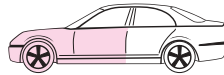
\*Excel-G is a new name of SUPER  
Excel-G ist der neue Name für SUPER  
Excel-G est le nom nouveau pour SUPER



MODEL FAHRZEUG MODELE	YEAR JAHR ANNEE	FRONT/VORNE/AVANT				REAR/HINTEN/ARRIERE			
		PREMIUM Oil	EXCEL-G* Twin-tube Gas	GAS-A-JUST Mono-tube Gas		PREMIUM Oil	EXCEL-G* Twin-tube Gas	GAS-A-JUST Mono-tube Gas	
<b>Austin-Rover Group (GB)</b>									
<b>Montego Estate  Exc. </b>									
1.6, 2.0, 2.0 Diesel LD, HLD 	10.88-	633193 S.S.H. =	333223 250 mm			441072 S.S.H. =	341105 167 mm		
					1,5				1,7
<b>Sherpa</b>									
185 (13 cwt) 215, 220, 230 (18 cwt) 240, 250 (22 cwt)	9.74- 7.82					444048			
K2 Series 180, 215, 220, 240, 250 Incl. H/D	7.82-	443282				444133			
K2 Series 255	7.82-	443288				444133			
200 Series 200, 230, 250, 280	83-	445027				444143			
200 Series 255, 280	83-	443288							
300 Series 285, 310, 350 = 2.9m, 3.2m, 3.6m Incl. 2 ton Axle leaf spring	83- 4.89	444142				444143			
400 Series 400-2.8 ton, 3.1 ton, 3.5 ton = 2.9m, 3.2m, 3.6m	4.89-	444142				444143			
<b>Triumph</b>									
Spitfire Mk IV	70- 8.80	441032	341028					552016	
Vitesse Mk II GT 6 Mk II	68- 71	441032	341028						
2000 Mk I, II Incl. 2.5 P1 2500 TC, S Stag	63- 75 68- 75 74- 77 70- 77		365048					554017	
TR 7 TR 8	5.76- 80 80- 83	663006	363015					554017	

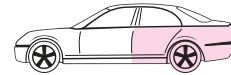
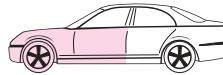
\*Excel-G is a new name of SUPER  
Excel-G ist der neue Name für SUPER  
Excel-G est le nom nouveau pour SUPER





Bedford

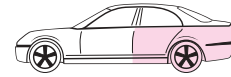
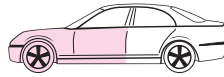
MODEL FAHRZEUG MODELE	YEAR JAHR ANNEE	FRONT/VORNE/AVANT				REAR/HINTEN/ARRIERE			
		PREMIUM Oil	EXCEL-G* Twin-tube Gas	GAS-A-JUST Mono-tube Gas		PREMIUM Oil	EXCEL-G* Twin-tube Gas	GAS-A-JUST Mono-tube Gas	
<b>Austin-Rover Group (GB)</b>									
<b>Triumph</b>									
Dolomite 1300, 1500, 1850 Dolomite Sprint	1.72-11.80 6.73-11.80	441014	341020			441015	341021		
Acclaim	10.81- 7.84	633034	333021		 1,8	633036 L 633035 R	333023 L 333022 R		 2,0
<b>Rover 100 ~ 800 series, P6, SD1, Landrover =&gt; Rover (GB)</b>									
<b>Auto Bianchi (I)</b>									
<b>A 112</b>									
 47201 →	69-	633014	333004		 1,1	633003	333005		 1,3
<b>Bianchina</b>									
Bianchina Bianchina Giardiniera	57- 67 68- 74	443005	343070			443006	343071		
<b>Y 10</b>									
 1000, 1050, 1300, Turbo	3.85- 93	633851 L 633850 R	333867 L 333866 R		 1,1	441077	341209		 0,4
 1000, 1100	3.85- 93	633851 L 633850 R	333867 L 333866 R		 1,1	441094	341210		 0,5
 1000, 1050, 1300, Turbo	93- 96	633851 L 633850 R	333867 L 333866 R		 1,1		341187		 0,4
 1000, 1100	93- 96	633851 L 633850 R	333867 L 333866 R		 1,1		341188		 0,5
<b>Bedford (GB)</b>									
<b>Astra, Chevanne, Rascal Van</b>									
Astra (9 TC, TD 70)	82- 91	665036	365025 ▼ 365501		 2,4	443135	343099	553137	 0,8
Astra	91- 97	665066 ▼ 665501	365078 ▼ 365504		 2,4	443135	343099	553137	 0,8



MODEL FAHRZEUG MODELE	YEAR JAHR ANNEE	FRONT/VORNE/AVANT				REAR/HINTEN/ARRIERE			
		PREMIUM Oil	EXCEL-G* Twin-tube Gas	GAS-A-JUST Mono-tube Gas		PREMIUM Oil	EXCEL-G* Twin-tube Gas	GAS-A-JUST Mono-tube Gas	
<b>Bedford (GB)</b>									
<b>Astra, Chevanne, Rascal Van</b>									
Astra max  (9 TC, TD 25) 	9.85- 93	665036	365025▼ 365501		 2,4	443233	343227		 0,8
Chevanne 9 cwt	76- 82	443026	343048	553009		443025	343081	553010	
Rascal Van	86-	633061 L 633060 R				442028			 0,4
<b>CF series</b>									
CF 14, 18, 22, 25, 35 cwt	10.69- 76	444045 H/D 445010				444046 H/D 445011			 0,4
CF 220, 250, 280	1.76- 82	445010			 0,8	445011			 0,4
CF 230, 250, 280	83-	445010 OE = 91095938			 0,8				
CF 340	1.76-	445010			 0,8	445011			 0,4
CF 350 	1.76-	445010			 0,8	445011			 0,4
CF2 35 cwt (035)	83- 2.84	445010			 0,8	445011			 0,4
CF 18, 22, 25 cwt	2.84-	445010 OE = 91095938			 0,8	445011			 0,4
CF Electric		445010							
CF 97370, CF 97170		445010 OE = 91095938							
CF 97 K 60, CF 97760		445010 OE = 91095938				445011			
<b>Fargo/Midi/Seta </b>									
(WFR series) =	85- 88	444065	344113		 0,5	444040	344114		 0,4

\*Excel-G is a new name of SUPER  
 Excel-G ist der neue Name für SUPER  
 Excel-G est le nom nouveau pour SUPER





BMW

MODEL FAHRZEUG MODELE	YEAR JAHR ANNEE	FRONT/VORNE/AVANT				REAR/HINTEN/ARRIERE			
		PREMIUM Oil	EXCEL-G* Twin-tube Gas	GAS-A-JUST Mono-tube Gas		PREMIUM Oil	EXCEL-G* Twin-tube Gas	GAS-A-JUST Mono-tube Gas	

**Bedford (GB)**

**Fargo/Midi/Seta**

(9800 series)	88-	444065	344113			444040	344114		
(9400 series)	88-					444025		554075	

**KB series**

KB 25/26 (95 G 25, 95 G, D 26)	80-	443190		553119		443186		553108	
KB 41 (95 G, D 41)	82-	443188		553087		443186		553108	

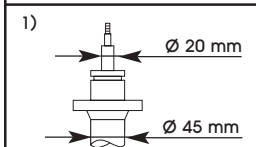
**BMW (D)**

**3 Series (E21)**

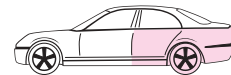
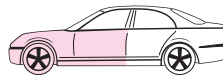
316, 318, 318 A, 320, 320 A, 320i, 320 (6 cyl.) 315, 318i	10.76-10.82 80- 82	663002	363016 <u>373011</u>			441003	341015	551001 <u>241003</u>	
323i	78-10.82	665048	365042 <u>375020</u>			441003	341015	551001 <u>241003</u>	

**3 Series (E30) Exc. M-Technique sus.**

316, 316i, 318i, 318iS, 324d Exc. Sport	82-12.90	663049 <sup>1)</sup> ▼ 663500	363044 <sup>1)</sup> ▼ 363500 <u>373019</u> <sup>1)</sup>			443207	343184	553124 <u>243019</u>	
320i Exc. Sport	82- 9.87	663049 <sup>1)</sup> ▼ 663500	363044 <sup>1)</sup> ▼ 363500 <u>373019</u> <sup>1)</sup>			443207	343184	553124 <u>243019</u>	
320i Exc. Sport	10.87-12.90		363044 <sup>1)</sup> ▼ 363500 <u>373019</u> <sup>1)</sup>				343184	553124 <u>243019</u>	



\*Excel-G is a new name of SUPER  
Excel-G ist der neue Name für SUPER  
Excel-G est le nom nouveau pour SUPER

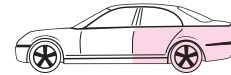
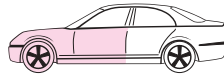


MODEL FAHRZEUG MODELE	YEAR JAHR ANNEE	FRONT/VORNE/AVANT				REAR/HINTEN/ARRIERE			
		PREMIUM Oil	EXCEL-G* Twin-tube Gas	GAS-A-JUST Mono-tube Gas		PREMIUM Oil	EXCEL-G* Twin-tube Gas	GAS-A-JUST Mono-tube Gas	
<b>BMW (D)</b>									
<b>3 Series (E30)  ,  Exc. M-Technique sus.</b>									
316/316i Sport 318i/318iS Sport 320i Sport 324d Sport	82-12.90		364021 <sup>2)</sup> 374008 <sup>2)</sup>  				343184	553124 <u>243019</u>	 0,6
320iS, 323i, 324td, 325e, 325i Incl. Sport Exc.  (325iX)	82-12.90		364021 <sup>2)</sup> 374008 <sup>2)</sup>  				343184	553124 <u>243019</u>	 0,6
<b>3 Series (E 30)  Exc. M- Technique sus.</b>									
318i, 320i, 325i Incl. Sport Exc.  (325iX)	85- 2.93		364021 <sup>2)</sup> 374008 <sup>2)</sup>  				343184	553124 <u>243019</u>	 0,6
<b>3 Series (E 30)  Exc. M- Technique sus.</b>									
316i, 318i Exc. Sport	3.89- 9.89		363044 <sup>1)</sup> 363500 373019 <sup>1)</sup>  				343184	553124 <u>243019</u>	 0,6
316i, 318i Exc. Sport	10.89- 2.94		364021 <sup>2)</sup> 374008 <sup>2)</sup>  				343184	553124 <u>243019</u>	 0,6
316i Sport 318i Sport	3.89- 2.94		364021 <sup>2)</sup> 374008 <sup>2)</sup>  				343184	553124 <u>243019</u>	 0,6
320i, 324td, 325i Incl. Sport Exc.  (325iX)	88- 2.94		364021 <sup>2)</sup> 374008 <sup>2)</sup>  				343184	553124 <u>243019</u>	 0,6
<p>1) </p> <p>2) </p>									

BMW

\*Excel-G is a new name of SUPER  
Excel-G ist der neue Name für SUPER  
Excel-G est le nom nouveau pour SUPER



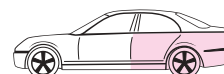
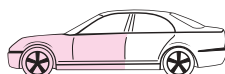


BMW

MODEL FAHRZEUG MODELE	YEAR JAHR ANNEE	FRONT/VORNE/AVANT				REAR/HINTEN/ARRIERE			
		PREMIUM Oil	EXCEL-G* Twin-tube Gas	GAS-A-JUST Mono-tube Gas		PREMIUM Oil	EXCEL-G* Twin-tube Gas	GAS-A-JUST Mono-tube Gas	
<b>BMW (D)</b>									
<b>3 Series (E 30) ⊕ M- Technique sus. Exc. (4WD) (325iX), M3</b>									
	82-12.90 85- 2.93 89- 2.94		374008 <sup>1)</sup>	371004 <sup>2)</sup>				243019	$\perp$ 0,6
				SM1000	2,0				
<p>1) </p> <p>2) </p>									
<b>3 Series (E 30) M3</b>									
	87- 91								
					SM1000				
<b>3 Series Compact (E36)  Exc. M-Technique sus.</b>									
316i, 318ti, 318tds Exc. 323fi,	4.94- 01		333910 L 333909 R				343268	553192	$\perp$ 0,8
				SM1001	2,1				
	4.94- 01	OE = 31311 091 624 /623 (R/L)					343268	553192	$\perp$ 0,8
				SM1001	2,1				
<b>3 Series Compact (E36)  ⊕ M-Technique sus.</b>									
316i, 318ti, 318tds	4.94- 01		333933 L 333932 R					553192 Incl.	$\perp$ 0,8
				SM1001					
<b>3 Series (E36) ,  Exc. M-Technique sus., M3</b>									
316i, 318i	90- 8.91		333916 L 333915 R				343255	553180	$\perp$ 0,8
					SM1001	2,1			
316i, 318i, 318iS	9.91- 5.92		333918 L 333917 R				343255	553180	$\perp$ 0,8
				SM1001	2,1				
316i, 318i, 318tds, 318iS Exc.	6.92- 3.98		333910 L 333909 R				343255	553180	$\perp$ 0,8
				SM1001	2,1				
	6.92- 3.98	OE= 31311 091 624/ 623(R/L)					343255	553180	$\perp$ 0,8
				SM1001	2,1				
320i, 325i, 325td	90- 8.91		334924 L 334923 R				343255	553180	$\perp$ 0,8
				SM1001	2,1				



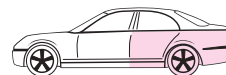
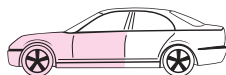
\*Excel-G is a new name of SUPER  
Excel-G ist der neue Name für SUPER  
Excel-G est le nom nouveau pour SUPER



MODEL FAHRZEUG MODELE	YEAR JAHR ANNEE	FRONT/VORNE/AVANT				REAR/HINTEN/ARRIERE			
		PREMIUM Oil	EXCEL-G* Twin-tube Gas	GAS-A-JUST Mono-tube Gas		PREMIUM Oil	EXCEL-G* Twin-tube Gas	GAS-A-JUST Mono-tube Gas	
<b>BMW (D)</b>									
<b>3 Series (E36)  ,  Exc. M-Technique sus., M3</b>									
320i, 325i, 325td	9.91- 5.92		334926 L 334925 R  	SM1001	+		343255	553180	 0,8
320i, 323i, 325i, 328i, 325td, 325tds Exc.	6.92- 1.95		334902 L 334901 R  	SM1001	+		343255	553180	 0,8
320i, 323i, 325i, 328i, 325td, 325tds Exc.	2.95- 3.98		333920 L 333919 R  	SM1001	+		343255	553180	 0,8
 320i, 323i, 325i, 328i, 325td, 325tds	6.92- 3.98	OE= 31311 091 624/ 623(R/L)		SM1001	+		343255	553180	 0,8
<b>3 Series (E36)   M-Technique sus.</b>									
316i 318i	3.91- 8.91 12.90- 8.91		333935 L 333934 R 	SM1001	+			553180	 0,8
316i 318i	9.91- 5.92 9.91- 5.92		333937 L 333936 R 	SM1001	+			553180	 0,8
316i 318i 318iS 318tds	6.92- 98 6.92- 98 6.94- 98 5.94- 98		333933 L 333932 R 	SM1001	+			553180	 0,8
320i 325i 325td	3.91- 8.91 12.90- 8.91 1.91- 8.91		334934 L 334933 R 	SM1001	+			553180	 0,8
320i 325i 325td	9.91- 5.92 9.91- 5.92 9.91- 5.92		334936 L 334935 R 	SM1001	+			553180	 0,8
<b>3 Series (E36)   M-Technique sus.</b>									
318iS	1.92- 5.92		333937 L 333936 R 	SM1001	+			553180	 0,8
320i 325i	1.92- 5.92 1.92- 5.92		334936 L 334935 R 	SM1001	+			553180	 0,8

\*Excel-G is a new name of SUPER  
Excel-G ist der neue Name für SUPER  
Excel-G est le nom nouveau pour SUPER



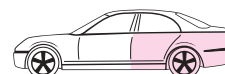
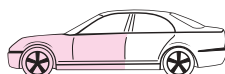


BMW

MODEL FAHRZEUG MODELE	YEAR JAHR ANNEE	FRONT/VORNE/AVANT				REAR/HINTEN/ARRIERE			
		PREMIUM Oil	EXCEL-G* Twin-tube Gas	GAS-A-JUST Mono-tube Gas		PREMIUM Oil	EXCEL-G* Twin-tube Gas	GAS-A-JUST Mono-tube Gas	
<b>BMW (D)</b>									
<b>3 Series (E36)  ⊕ M-Technique sus.</b>									
316i 318iS	10.93- 99 6.92- 99		333933 L 333932 R		+			553180	⊥ ⊕ 0.8
320i 323i 325i 328i	6.92- 99 2.95- 99 6.92- 99 10.94- 99		334938 L 334937 R		+			553180	⊥ ⊕ 0.8
<b>3 Series (E36)  Exe. M-Technique sus.</b>									
318i 320i, 323i, 325i, 328i Exc.	1.94- 1.95 3.93- 3.98		334902 L 334901 R		+		343255	553180	⊥ ⊕ 0.8
		 			2,1				
318i Exc.	2.95- 3.98		333920 L 333919 R		+		343255	553180	⊥ ⊕ 0.8
		 			2,1				
 318i, 320i, 323i, 325i, 328i	3.93- 3.98	OE= 31311 091 624/ 623(R/L)			+		343255	553180	⊥ ⊕ 0.8
					2,1				
<b>3 Series (E36)  ⊕ M-Technique sus.</b>									
318i 320i 323i 325i 328i	1.94- 99 11.93- 99 2.95- 99 3.93- 99 11.94- 99		334938 L 334937 R		+			553180	⊥ ⊕ 0.8
<b>3 Series Touring (E36)  Exe. M-Technique sus.</b>									
 Exc.	10.94- 99		333920 L 333919 R		+		343303 343352	553239	⊥ ⊕ 0.8
		 			2,1				
 	10.94- 99	OE = 31311 091 624/623(R/L)			+				⊥ ⊕ 0.8
					2,1				
<b>3 Series Touring (E36)  ⊕ M-Technique sus.</b>									
318i 318tds 320i 323i 325tds 328i	11.95- 99 10.94- 99 10.94- 99 11.95- 99 10.94- 99 10.94- 99		333939 L 333938 R		+		343352	553239	⊥ ⊕ 0.8
<b>3 Series (E46)  Exe. M-Technique sus.</b>									
318i 320d Exc. Sport sus.,	2.98- 9.98 4.98- 9.98		334940 L 334939 R		+		343303 343352	553239	⊥ ⊕ 0.8

\*Excel-G is a new name of SUPER  
Excel-G ist der neue Name für SUPER  
Excel-G est le nom nouveau pour SUPER

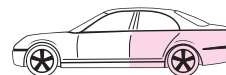
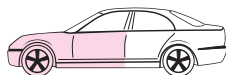




MODEL FAHRZEUG MODELE	YEAR JAHR ANNEE	FRONT/VORNE/AVANT				REAR/HINTEN/ARRIERE			
		PREMIUM Oil	EXCEL-G* Twin-tube Gas	GAS-A-JUST Mono-tube Gas		PREMIUM Oil	EXCEL-G* Twin-tube Gas	GAS-A-JUST Mono-tube Gas	
<b>BMW (D)</b>									
<b>3 Series (E46)  Exc. M-Technique sus.</b>									
⊕ Sport sus. 318i 320d	2.98- 9.98 4.98- 9.98				+		343352	553239	⊥ ⊕ 0.8
320i 323i 328i Exc. Sport sus.,	3.98- 9.98 3.98- 9.98 2.98- 9.98		334946 L 334945 R 		+		343303▼ 343352	553239	⊥ ⊕ 0.8
⊕ Sport sus. 320i 323i 328i	3.98- 9.98 3.98- 9.98 2.98- 9.98				+		343352	553239	⊥ ⊕ 0.8
316i (1895cc) 318i 320d Exc. Sport sus.,	1.99- 9.98- 9.01 9.98- 9.01		334940 L 334939 R 		+		343303▼ 343352	553239	⊥ ⊕ 0.8
316i (1596cc, 1796cc) 318i 320d Exc. Sport sus.,	4.00- 9.01- 9.01-				+		343352	553239	⊥ ⊕ 0.8
⊕ Sport sus. 316i 318i 320d	1.99- 9.98- 9.98-				+		343352	553239	⊥ ⊕ 0.8
320i 323i 325i 328i 330i 330d Exc. Sport sus.,	9.98- 9.98- 00- 9.98- 00- 10.99-		334946 L 334945 R		+		343303▼ 343352	553239	⊥ ⊕ 0.8
⊕ Sport sus. 320i 323i 325i 328i 330i 330d	9.98- 9.98- 00- 9.98- 00- 10.99				+		343352	553239	⊥ ⊕ 0.8
<b>3 Series (E46)  Exc. M-Technique sus.</b>									
316Ci, 318Ci Exc. Sport sus.,	11.99-		334940 L 334939 R 		+		343303▼ 343352	553239	⊥ ⊕ 0.8
⊕ Sport sus. 316Ci, 318Ci	11.99-		◇ 334615 L 334614 R ◇ 		+		343352	553239	⊥ ⊕ 0.8
320Ci 323Ci 325Ci 328Ci 330Ci Exc. Sport sus.,	8.99- 4.99- 00- 4.99- 6.00-		334946 L 334945 R 		+		343303▼ 343352	553239	⊥ ⊕ 0.8

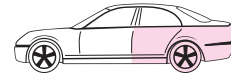
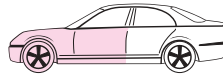
\*Excel-G is a new name of SUPER  
Excel-G ist der neue Name für SUPER  
Excel-G est le nom nouveau pour SUPER





MODEL FAHRZEUG MODELE	YEAR JAHR ANNEE	FRONT/VORNE/AVANT				REAR/HINTEN/ARRIERE			
		PREMIUM Oil	EXCEL-G* Twin-tube Gas	GAS-A-JUST Mono-tube Gas		PREMIUM Oil	EXCEL-G* Twin-tube Gas	GAS-A-JUST Mono-tube Gas	
<b>BMW (D)</b>									
<b>3 Series (E46)  Exc. M-Technique sus</b>									
⊕ Sport sus. 320Ci 323Ci 325Ci 328Ci	8.99- 4.99- 00- 9.01 4.99-		◇ 334615 L 334614 R ◇ 				343352	553239	⊥ ⊖ 0.8
<b>3 Series (E46)  Exc. M-Technique sus.</b>									
318Ci 320Ci 323Ci 325Ci 330Ci Exc. Sport sus.,  M3	9.01- 9.00- 4.00- 9.00 9.00- 6.00-		334946 L 334945 R				343352	553239	⊥ ⊖
⊕ Sport sus. 318Ci 320Ci 323Ci 325Ci 330Ci Exc. M3	9.01- 9.00- 4.00- 9.00 9.00- 6.00-		◇ 334615 L 334614 R ◇				343352	553239	⊥ ⊖
<b>3 Series (E46)  Exc. M-Technique sus.</b>									
316i 318i 320d Exc. Sport sus.,	3.02- 10.99- 9.01 3.00- 9.01		334940 L 334939 R 				343303 ▼ 343352	553239	⊥ ⊖
⊕ Sport sus. 316i	3.02-		◇ 334615 L 334614 R ◇ 				343352	553239	
320i 328i Exc. Sport sus.,	10.99- 10.99-		334946 L 334945 R 				343303 ▼ 343352	553239	⊥ ⊖
⊕ Sport sus. 318i 320d 320i 328i	10.99- 9.01 3.00- 9.01 10.99- 10.99-						343352	553239	⊥ ⊖
325i 330i 330d Exc. Sport sus.,	00- 00- 10.99-						343352	553239	⊥ ⊖
⊕ Sport sus. 325i 330i 330d	00- 00- 10.99-						343352	553239	⊥ ⊖

\*Excel-G is a new name of SUPER  
Excel-G ist der neue Name für SUPER  
Excel-G est le nom nouveau pour SUPER

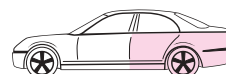
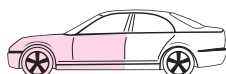


MODEL FAHRZEUG MODELE	YEAR JAHR ANNEE	FRONT/VORNE/AVANT				REAR/HINTEN/ARRIERE			
		PREMIUM Oil	EXCEL-G* Twin-tube Gas	GAS-A-JUST Mono-tube Gas		PREMIUM Oil	EXCEL-G* Twin-tube Gas	GAS-A-JUST Mono-tube Gas	
<b>BMW</b>									
<b>3 Series (E46) Compact </b>									
316 ti 318 ti Incl. Sport sus.	6.01- 9.01-		◇ 334615 L 334614 R ◇				343352	553239	
325 ti 320 td Exc. Sport sus.	6.01- 9.01-						343352	553239	
<b>5 Series (E12)</b>									
518  → 4632973 520  → 4717725 520 A  → 4413736 520 i  → 4454062	74- 76 72- 76 72- 76 72- 76	665001	365021			441010	341032	551011	
518  4632974 → 520  4717726 → 520 A  4413737 → 520 i  4454063 →	76- 5.81	665001	365021			441017	341038	551013	
520 (6 cyl.), 528 i	9.77- 6.81		365024					551013	
525  → 4829406 525 A  → 4516704 528  → 4757067 528 A  → 4551948 530 i  → 5012010 530i A  → 5031674	73- 7.76	665001	365021			441010	341032	551011	
525  4829407 → 525 A  4516705 → 528  4757068 → 528 A  4551946 → 530 i  5012011 → 530i A  5031675 →	8.76- 6.81 8.76- 6.81 8.76- 80 8.76- 80 8.76- 80 8.76- 80	665001	365021			441017	341038	551013	
<b>5 Series (E28)</b>									
518, 518i, 524 D 520 i, 525 e 525 i ⊖ ABS 525 i ⊕ ABS 524 TD	7.81-12.87 7.81- 3.86 7.81- 3.86 3.82- 3.86 3.83- 3.86	665049	365043			441089	341144	551058	
520 i, 525 e, 524 TD 525 i ⊖ ABS 525 i ⊕ ABS 528 i, 535 i	4.86-12.87 4.86-12.87 8.81- 3.82 8.81-12.87		365043				341080		
<b>5 Series (E28) M5</b>									
	88- 90								

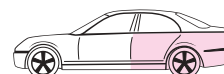
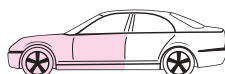
BMW

\*Excel-G is a new name of SUPER  
Excel-G ist der neue Name für SUPER  
Excel-G est le nom nouveau pour SUPER





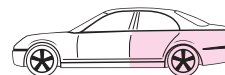
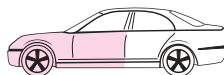
MODEL FAHRZEUG MODELE	YEAR JAHR ANNEE	FRONT/VORNE/AVANT				REAR/HINTEN/ARRIERE			
		PREMIUM Oil	EXCEL-G* Twin-tube Gas	GAS-A-JUST Mono-tube Gas		PREMIUM Oil	EXCEL-G* Twin-tube Gas	GAS-A-JUST Mono-tube Gas	
<b>BMW (D)</b>									
<b>5 Series (E34)  Exc. M-Technique sus., EDC (  ), </b>									
518i, 520i Exc. Sport sus.	1.88- 7.90		365069				341081		
				SM1000	2,3				
518i, 520i Exc. Sport sus.	8.90-12.94		365083▼ 365505				341081		
				SM1000	2,3				
518i, 520i Exc. Sport sus.	1.95-12.95		365083▼ 365505				341081		
					2,3				
Sport sus. 518i, 520i	1.88- 7.90		366005				341081		
					2,3				
Sport sus. 518i, 520i	8.90- 9.92		366007				341081		
					2,3				
Sport sus. 518i, 520i	10.92-12.95		365083▼ 365505				341081		
					2,3				
525i Incl. Sport sus.	11.87- 7.90		366005				341081		
				SM1000	2,3				
525i Incl. Sport sus.	8.90- 9.92		366007				341081		
				SM1000	2,3				
525i Incl. Sport sus.	10.92-12.95		365083▼ 365505				341081		
				SM1000	2,3				
525i Incl. Sport sus.	1.95-12.95		365083▼ 365505				341081		
					2,3				
525iX (4WD) Exc. Sport sus.	1.88-12.94			SM1000			341081		
530i, 535i, 524td Incl. Sport sus.	11.87- 7.90		366005				341081		
					2,3				
1) Exc. Sport sus.									










































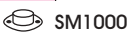







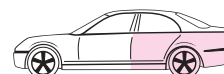
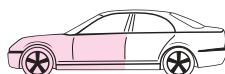
MODEL FAHRZEUG MODELE	YEAR JAHR ANNEE	FRONT/VORNE/AVANT				REAR/HINTEN/ARRIERE				
		PREMIUM Oil	EXCEL-G* Twin-tube Gas	GAS-A-JUST Mono-tube Gas		PREMIUM Oil	EXCEL-G* Twin-tube Gas	GAS-A-JUST Mono-tube Gas		
<b>BMW (D)</b>										
<b>5 Series (E34)  Exc. M-Technique sus., EDC (  ), </b>										
524td, 525tds 530i, 535i, 540i	Incl. Sport sus. Incl. Sport sus.	8.90- 9.92 8.90-12.95		366007 1)▼ 1)			341081			⊥ ⊕ 1,2
525td, 525tds Incl. Sport sus.		10.92-12.95		365083▼ 365505 1)▼ 1)			341081			⊥ ⊕ 1,2
1) Exc. Sport sus.										
<b>5 Series (E34)  Exc. M-Technique sus., EDC (  ), </b>										
518i, 520i Exc. Sport		91-12.94		365083▼ 365505 ▼  SM1000 			341146			⊥ ⊕ 1,2
518i, 520i, Exc. Sport sus.		1.95- 3.97		365083▼ 365505 			341146			⊥ ⊕ 1,2
⊕ Sport sus. 518i, 520i		91- 3.97		366007			341146			⊥ ⊕ 1,2
525td Exc. Sport sus.		91- 3.97		365083▼ 365505 			341146			⊥ ⊕ 1,2
⊕ Sport sus. 525td		91- 3.97		366007			341146			⊥ ⊕ 1,2
525tds Incl. Sport sus.		91- 3.97		366007			341146			⊥ ⊕ 1,2
525i Incl. Sport sus.		91-12.94		366007 SM1000						
525i Incl. Sport sus.		1.95- 3.97		366007						
530i, 540i Incl. Sport sus.		91- 3.97		366007						
<b>5 Series (E39)  Exc. M-Technique sus., EDC (  ), </b>										
520i 523i 528i 525td 530d Exc. Sport sus.		1.96- 11.95- 9.00 11.95- 9.00 1.96- 8.98-		335916			341913			⊥ ⊕

\*Excel-G is a new name of SUPER  
Excel-G ist der neue Name für SUPER  
Excel-G est le nom nouveau pour SUPER





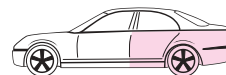
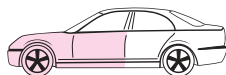
MODEL FAHRZEUG MODELE	YEAR JAHR ANNEE	FRONT/VORNE/AVANT				REAR/HINTEN/ARRIERE			
		PREMIUM Oil	EXCEL-G* Twin-tube Gas	GAS-A-JUST Mono-tube Gas		PREMIUM Oil	EXCEL-G* Twin-tube Gas	GAS-A-JUST Mono-tube Gas	
<b>BMW (D)</b>									
<b>5 Series (E39)  Exc. M-Technique sus., EDC (  ), </b>									
535i 540i Exc. Sport sus.	4.96- 4.96-		335917				341913		
<b>5 Series (E39)  Exc. M-Technique sus., EDC (  ), </b>									
520i 523i 528i 525td 530d  =  Exc. Sport sus.	1.97- 1.97- 9.00 1.97- 9.00 6.98- 9.00-		335916				341914		
520i 523i 528i 525td 530d  =  Exc. Sport sus.	1.97- 1.97- 9.00 1.97- 9.00 6.98- 9.00-		335916				341915		
540i  =  Exc. Sport sus.	1.97-		335917				341915		
<b>6 Series (E24)</b>									
628CSi, 630CS, 633CSi	76- 6.78	665001	365021			441017	341038	551013	
		 			2,2				0,8
628CSi, 630CS, 633CSi, 635CSi	7.78- 5.82	665050	365024			441017	341038	551013	
		 			2,2				0,8
628CSi, 633CSi, 635CSi	6.82- 90	665049	365043			441089	341144	551058	
		 			2,2				0,8
630CSi	6.82- 90	665049	365043			441089	341144	551058	
					2,2				0,8
<b>6 Series (E24) M6</b>									
	86- 90								
									
<b>7 Series (E23)</b>									
728, 728 i, 730, 733 i  → 3035000	77- 8.79	665050	365024					551030	
		 			2,0				1,0



MODEL FAHRZEUG MODELE	YEAR JAHR ANNEE	FRONT/VORNE/AVANT			⌚	REAR/HINTEN/ARRIERE			⌚
		PREMIUM Oil	EXCEL-G* Twin-tube Gas	GAS-A-JUST Mono-tube Gas		PREMIUM Oil	EXCEL-G* Twin-tube Gas	GAS-A-JUST Mono-tube Gas	
<b>BMW (D)</b>									
<b>7 Series (E23)</b>									
728 i, 732 i, 735 i ↳ 3035001→	9.79- 9.81	665050	365024		⌚	441046	341042		⊥ ⊕ 1,2
		 			2,0				
728 i, 732 i, 735 i	10.81- 8.84	665050	365024		⌚	441047	341043		⊥ ⊕ 1,2
		 			2,0				
745 i	7.79- 8.84	665050	365024		⌚		OE =		
		 			2,0				
728 i, 732 i, 735 i	9.84- 8.86		365024		⌚		341043		⊥ ⊕ 1,0
		 			2,0				
745 i	9.84- 8.86		365024		⌚			OE =	
		 			2,0				
<b>7 Series (E32) Exc. M-Technique sus., EDC (  )</b>									
730 i, 730 iL, 735 i, 735 iL Incl. Sport sus.	9.86- 2.88		365082		⌚		341129		⊥ ⊕ 1,2
					2,3		Exc.		
730 i, 730 iL, 735 i, 735 iL Incl. Sport sus.	3.88- 7.90		366005		⌚		341129		⊥ ⊕ 1,2
					2,3		Exc.		
730 i, 730 iL 735 i, 735 iL Incl. Sport sus.	8.90- 1.92 8.90- 94		366007		⌚		341129		⊥ ⊕ 1,2
					2,3		Exc.		
<b>7 Series (E38) Exc. M-Technique sus., EDC (  )</b>									
725tds, 728i, 730i, 740i Exc.	4.94- 01		335907 L 335906 R		⊕ ⊕		341211		⊥ ⊕ 2,1
					2,5		Exc.		
 725tds, 728i, 730i, 740i	4.94- 01						341211		⊥ ⊕ 2,1
							Exc.		
728iL, 730iL, 740iL, 750iL	4.94- 01		335907 L 335906 R		⊕ ⊕			OE =	
					2,5				
<b>E 10 Series</b>									
1502 1600-2 Ti 2002 Ti 1602, 1802, 2000 Tii, 2002 Tii Touring 1600, 1800, 2000 Touring 1602, 1802, 2002	75- 77 66- 71 67- 75 71- 75 71- 75 71- 75	663001	363013  <u>373009</u>		⌚	443004	343045	554002  <u>244033</u>	⊥ ⊕ 0,5

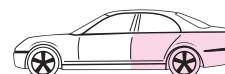
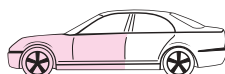
\*Excel-G is a new name of SUPER  
Excel-G ist der neue Name für SUPER  
Excel-G est le nom nouveau pour SUPER





Chrysler

MODEL FAHRZEUG MODELE	YEAR JAHR ANNEE	FRONT/VORNE/AVANT				REAR/HINTEN/ARRIERE			
		PREMIUM Oil	EXCEL-G* Twin-tube Gas	GAS-A-JUST Mono-tube Gas		PREMIUM Oil	EXCEL-G* Twin-tube Gas	GAS-A-JUST Mono-tube Gas	
<b>BMW (D)</b>									
<b>Series 2.5, 2.8, 3.0, 3.3 (E3)</b>									
2500, 2500 A, 2.8 i, 2.8 LA 3.0 S, 3.0 SA, 3.0 Si, 3.0 SiA 3.0 L, 3.0 LA, 3.3 L, 3.3 LA	4.71- 8.75		365002			441017	341038	551013	
2500, 2500 A, 2.8 L, 2.8 LA 3.0 S, 3.0 SA, 3.0 Si, 3.0 SiA 3.0 L, 3.0 LA, 3.3 L, 3.3 LA	9.75- 76	665050	365024		 2,2	441010	341032	551011	
<b>X5</b>									
3.0 i 3.0 D 4.4 i 4.6 is	5.00- 5.01- 5.00- 2.02-								
<b>Z1</b>									
	10.88- 2.91		SM1000						
<b>Z3  Exc. M-Technique sus.</b>									
1.8 1.9-16V 2.0 2.2 2.8i-V6 Exc. Sport sus.	10.95- 10.95- 4.99- 00- 4.97- 6.00		334605 L 334604 R				343330		
3.0 M3.2	6.00- 3.97- 6.01								
<b>Buick (US) ⇒ General Motors (US)</b>									
<b>Chevrolet (US) ⇒ General Motors (US)</b>									
<b>Chrysler -Dodge -Plymouth (US)</b>									
<b>Le Baron, Saratoga </b>									
 Incl. GTS, GTC Exc.	86- 95		235045▼ 235902				343164		
<b>Neon</b>									
 Exc. Sport sus.	95- 99		235616▼ 234902				235615▼ 234901		
	00- 02		235627				235629 L 235628 R		

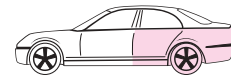
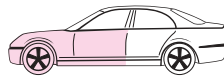


MODEL FAHRZEUG MODELE	YEAR JAHR ANNEE	FRONT/VORNE/AVANT				REAR/HINTEN/ARRIERE			
		PREMIUM Oil	EXCEL-G* Twin-tube Gas	GAS-A-JUST Mono-tube Gas		PREMIUM Oil	EXCEL-G* Twin-tube Gas	GAS-A-JUST Mono-tube Gas	
<b>Chrysler -Dodge -Plymouth (US)</b>									
<b>PT-Cruiser</b>									
	01-		235626				343385		
<b>Stratus, Cirrus, Breeze</b>									
	95- 00		235610 ▼ 344609				235611 ▼ 344610		
<b>Voyager/Mini-Van, Town &amp; Country, Caravan</b>									
	84- 85						344080		
 Incl. Grand Voyager, Grand Caravan	86- 1.95		235044 ▼ 235901				344080		
 Incl. Grand Voyager, Grand Caravan	2.95- 00		334188				344080 Exc.  Exc.		
<b>Citroën (F)</b>									
<b>2 CV, Dyane, Méhari</b>									
2 CV AZU 250 GA Dyane 4, Dyane 6 Méhari Dyane Méhari Piste	66- 6.75 3.70- 6.75 66- 6.75 68- 6.75 5.69- 6.75					441023		551041	  0,6
2 CV 4, 2 CV 6 Dyane 4, Dyane 6 AZU 250, 250 GA Méhari	3.70- 6.79 7.75- 6.79 7.75- 7.75-	441024			  1,0	441023			  0,6
2 CV F.A.F., Méhari AKS 400 Ami Super Berline & Break	7.79- 7.76- 12.72-	441025		551042	  1,0	441026			  0,6
<b>AX</b>									
10 E/RE, 11 E/RE, 11 TRE, 14 TRS, 14 TZS, 14 D/RD/TRD, GT	86-	665067 ▼ 665502	365087 ▼ 365506  375036		 3,6	441065	341101	551052  <u>241006</u>	  0,8
14 RE Sport	86-		365087 ▼ 365506  375036		 3,6		341101	551052  <u>241006</u>	  0,8

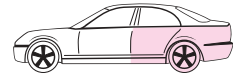
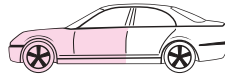
Citroën

\*Excel-G is a new name of SUPER  
Excel-G ist der neue Name für SUPER  
Excel-G est le nom nouveau pour SUPER





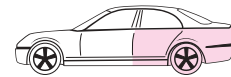
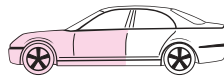
MODEL FAHRZEUG MODELE	YEAR JAHR ANNEE	FRONT/VORNE/AVANT				REAR/HINTEN/ARRIERE			
		PREMIUM Oil	EXCEL-G* Twin-tube Gas	GAS-A-JUST Mono-tube Gas		PREMIUM Oil	EXCEL-G* Twin-tube Gas	GAS-A-JUST Mono-tube Gas	
<b>Citroën (F)</b>									
<b>Berlingo ⇒ See Citroën Commercial</b>									
<b>C3</b>									
1.1i 1.4i Exclusive 1.4HDI Exc. 1.4HDI-16V Exc.	4.02-		◇ 334827 L 334826 R ◇ SM1922				343396		
1.4i Exclusive 1.4HDI-16V 1.6i-16V Exc.	4.02-		◇ 334829 L 334828 R ◇ SM1922				343396		
<b>C8</b>									
	6.02-					443303	343321		
<b>Evasion</b>									
	94- 1.98	634927	334927 SM1916 L SM1917 R		 2,3	443277 <sup>1)</sup>	343296 <sup>1)</sup>		 1,6
	1.98- 8.00	634927	334927 SM1916 L SM1917 R		 2,3	443303 <sup>2)</sup>	343321 <sup>2)</sup>		 1,6
	9.00-	634927	334927 SM1918 L SM1919 R		 2,3	443303 <sup>2)</sup>	343321 <sup>2)</sup>		 1,6
1)  L max. = 370mm      2)  L max. = 400 mm									
<b>LN, LNA</b>									
LN 602 cc	- 4.77	664004	364008		 3,3				
LN 602 cc, 652 cc	5.77- 80	664004	364008		 3,3	441041	341039		 1,9
LNA 652 cc, 1124 cc	11.78- 86	633021	333020		 3,3	441041	341039		 1,9
<b>Saxo </b>									
1.0, 1.1, 1.4, 1.5D 1.6 Exc. 16V	2.96-	665067▼ 665502	365087▼ 365506  375036 SM1903		 3,6	441065	341101	551052  241006	 0,8



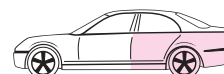
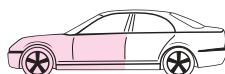
MODEL FAHRZEUG MODELE	YEAR JAHR ANNEE	FRONT/VORNE/AVANT				REAR/HINTEN/ARRIERE			
		PREMIUM Oil	EXCEL-G* Twin-tube Gas	GAS-A-JUST Mono-tube Gas		PREMIUM Oil	EXCEL-G* Twin-tube Gas	GAS-A-JUST Mono-tube Gas	
<b>Citroën (F)</b>									
<b>Saxo </b>									
1.6-16V	2.96-		365087 ▼ 365506  <u>375036</u>		 3,6		341101	551052  <u>241006</u>	 0,8
				SM1903					
<b>Visa</b>									
Visa & Visa II 1124cc	9.78- 83	633021	333020		 2,8	441027	341024		 2,2
Visa & Visa II 1360cc Exc. GT, Challenger, Chrono	9.78- 6.84	633021	333020		 2,8				
Chrono 1.4 Challenger 1.0 G.T 1.4	8.78- 88 2.84- 88 8.78- 86					441076	341108		 2,2
Visa & Visa Club 652 cc 11 E, 11 RE, 1124 cc 14 RS, 14 TRS, 1360 cc Exc. GT, Chrono, Challenger	6.84- 91	633021	333020		 2,8	441027	341024		 2,2
Visa 17 D, 17 RD 1.8 Diesel	4.84- 91	633828	333828		 2,8	441075	341107		 2,2
Visa 1.6 GTi	84- 91	634011 L 634010 R	334023 L 334022 R		 2,8	441076	341108		 2,2
<b>Xsara  (N1/NO)</b>									
1.4,1.9 Diesel,1.9 Turbo Diesel	97- 9.00	633839 L 633838 R	333839 L 333838 R  <u>323839 L</u> <u>323838 R</u>		 3,0		341166	551060  <u>241008</u>	 0,8
				 		H/D 441093			
1.8,1.8-16V	97- 9.00	633839 L 633838 R	333839 L 333838 R  <u>323839 L</u> <u>323838 R</u>		 3,0	441093	341166	551060  <u>241008</u>	 0,8
1)									
2)									

\*Excel-G is a new name of SUPER  
 Excel-G ist der neue Name für SUPER  
 Excel-G est le nom nouveau pour SUPER



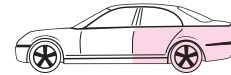
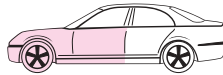


MODEL FAHRZEUG MODELE	YEAR JAHR ANNEE	FRONT/VORNE/AVANT				REAR/HINTEN/ARRIERE			
		PREMIUM Oil	EXCEL-G* Twin-tube Gas	GAS-A-JUST Mono-tube Gas		PREMIUM Oil	EXCEL-G* Twin-tube Gas	GAS-A-JUST Mono-tube Gas	
<b>Citroën (F)</b>									
<b>Xsara  (N1/N0)</b>									
1.4 Exc.	9.00-		333733 L 333732 R		 3,0	441092 H/D 441093	341166	551060	 0,8
1.6, 1.9, 2.0 Exc.	9.00-		333735 L 333734 R  <u>323735 L</u> <u>323734 R</u>		 3,0	441093	341166	551060  <u>241008</u>	 0,8
<b>Xsara  (N2)</b>									
1.4,1.9 Diesel,1.9 Turbo Diesel	97- 9.00	633839 L 633838 R	333839 L 333838 R  <u>323839 L</u> <u>323838 R</u>  SM1905 <sup>1)</sup> SM1906 <sup>2)</sup>		 3,0	441093	341166	551060  <u>241008</u>	 0,8
1.4 Exc.	9.00-		333733 L 333732 R		 3,0	441092 H/D 441093	341166	551060	 0,8
1.6, 1.9, 2.0 Exc.	9.00-		333735 L 333734 R  <u>323735 L</u> <u>323734 R</u>		 3,0	441093	341166	551060  <u>241008</u>	 0,8
<b>Xsara Picasso</b>									
(N68)	10.99-		333941 L 333940 R  SM1905 <sup>1)</sup> SM1906 <sup>2)</sup>		 3,0	441066	341102	551053	 0,8
<b>ZX </b>									
1.1, 1.4 1.7 Diesel 1.9 Diesel  →5683 Exc. Turbo Diesel	91- 7.97 92- 7.97 91- 5.92	633837 L 633836 R	333837 L 333836 R  SM1905 <sup>1)</sup> SM1906 <sup>2)</sup>		 3,0	441092 H/D 441093	341166	551060	 0,8
1.6, 1.8	91- 7.97	633839 L 633838 R	333839 L 333838 R  <u>323839 L</u> <u>323838 R</u>  SM1905 <sup>1)</sup> SM1906 <sup>2)</sup>		 3,0	441092 H/D 441093	341166	551060  <u>241008</u>	 0,8
1)	2)								

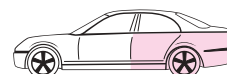
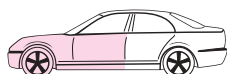


MODEL FAHRZEUG MODELE	YEAR JAHR ANNEE	FRONT/VORNE/AVANT			⚙️ ⌚	REAR/HINTEN/ARRIERE			⚙️ ⌚
		PREMIUM Oil	EXCEL-G* Twin-tube Gas	GAS-A-JUST Mono-tube Gas		PREMIUM Oil	EXCEL-G* Twin-tube Gas	GAS-A-JUST Mono-tube Gas	
<b>Citroën (F)</b>									
<b>ZX</b>									
1.9 Diesel ⊖ ABS 5684 → Exc. Turbo Diesel	6.92- 7.97	633837 L 633836 R	333837 L 333836 R		⊕ 3,0	441092 H/D 441093	341166	551060	⊖ ⊖ 0,8
1.9 Diesel ⊕ ABS 5684 → Exc. Turbo Diesel	6.92- 7.97	633839 L 633838 R	333839 L 333838 R <u>323839 L</u> <u>323838 R</u>		⊕ 3,0	H/D 441093	341166	551060 <u>241008</u>	⊖ ⊖ 0,8
1.9 Turbo Diesel Exc. Volcane	91- 7.97	633839 L 633838 R	333839 L 333838 R <u>323839 L</u> <u>323838 R</u>		⊕ 3,0	H/D 441093	341166	551060 <u>241008</u>	⊖ ⊖ 0,8
1.9 Turbo Diesel Volcane 1.9i  5684 → 2.0i  5684 → Exc. 16V	91- 7.97 5.92- 7.97 5.92- 7.97	633839 L 633838 R	333839 L 333838 R <u>323839 L</u> <u>323838 R</u>		⊕ 3,0	441093	341166	551060 <u>241008</u>	⊖ ⊖ 0,8
1.9i  → 5683 2.0i  → 5683 Exc. 16V	91- 5.92 91- 5.92	633922 L 633921 R	333922 L 333921 R		⊕ 3,0	441093	341166	551060	⊖ ⊖ 0,8
2.0 i -16V	92- 7.97		333839 L 333838 R <u>323839 L</u> <u>323838 R</u>		⊕ 3,0		341166	551060 <u>241008</u>	⊖ ⊖ 0,8
<b>ZX</b>									
1.4i, 1.6i, 1.8i 1.9 Diesel, 1.9 Turbo Diesel	94- 7.97	633839 L 633838 R	333839 L 333838 R <u>323839 L</u> <u>323838 R</u>		⊕ 3,0	441093	341166	551060 <u>241008</u>	⊖ ⊖ 0,8
1)	2)								

\*Excel-G is a new name of SUPER  
Excel-G ist der neue Name für SUPER  
Excel-G est le nom nouveau pour SUPER

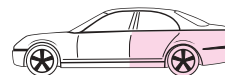
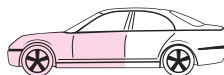


MODEL FAHRZEUG MODELE	YEAR JAHR ANNEE	FRONT/VORNE/AVANT				REAR/HINTEN/ARRIERE			
		PREMIUM Oil	EXCEL-G* Twin-tube Gas	GAS-A-JUST Mono-tube Gas		PREMIUM Oil	EXCEL-G* Twin-tube Gas	GAS-A-JUST Mono-tube Gas	
<b>Citroën Commercial (F)</b>									
<b>Berlingo</b>									
	96-	633839 L 633838 R	333839 L 333838 R			441105	341237		
			 		3,0				
	96-		333839 L 333838 R			441105	341237		
			 		3,0				
1)  2)									
<b>C 15</b>									
C15 e 	10.84- 5.88	633021	333020			441962	341962		
					2,3				
C15 Diesel C15 e	10.84- 5.88-	633828	333828			441962	341962		
					2,3				
<b>C 25</b>									
	81-12.85	635850				445022			
					2,3				
	81-12.85	635850							
					2,3				
	1.86- 94	635851				445022			
					2,3				
	1.86- 94	635851							
<b>Jumper</b>									
27 (	94-	635852					344283		
31 (	94-	635852					344284		
35 (	94-	635853					345021		



MODEL FAHRZEUG MODELE	YEAR JAHR ANNEE	FRONT/VORNE/AVANT				REAR/HINTEN/ARRIERE			
		PREMIUM Oil	EXCEL-G* Twin-tube Gas	GAS-A-JUST Mono-tube Gas		PREMIUM Oil	EXCEL-G* Twin-tube Gas	GAS-A-JUST Mono-tube Gas	
<b>Citroën Commercial (F)</b>									
<b>Jumpy</b>									
	96- 8.97	634928	334928		+	441106 <sup>1)</sup>	341238 <sup>1)</sup>		
			SM1916 L SM1917 R						
	9.97- 8.00	634928	334928		+	441107 <sup>2)</sup>	341239 <sup>2)</sup>		
			SM1916 L SM1917 R						
	9.00-	634928	334928		+	441107 <sup>2)</sup>	341239 <sup>2)</sup>		
			SM1918 L SM1919 R						
1)  L max. = 370mm      2)  L max. = 400 mm									
<b>Daewoo (KO)</b>									
<b>Espero/Aranos</b>									
1.5 1.8 2.0	92- 9.99	665036	365025 ▼ 365501 <u>375009</u>		□ 2,1	443134	343047	553075 <u>243014</u>	 0,6
			SM1307						
			913242						
<b>Lanos/Sens</b>									
	97-	665036	365025 ▼ 365501 <u>375009</u>		□	443134	343047	553075 <u>243014</u>	
			913242						
<b>Leganza</b>									
 Incl. ⊕ ABS	97-	634096 L 634095 R	334212 L 334211 R		+	634098 L 634097 R	334214 L 334213 R		+
<b>Matiz</b>									
 Incl. ⊕ ABS	4.98-	632117 L 632116 R	332101 L 332100 R		+	443301	343304		

\*Excel-G is a new name of SUPER  
Excel-G ist der neue Name für SUPER  
Excel-G est le nom nouveau pour SUPER

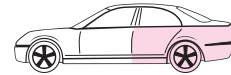
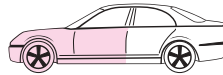


MODEL FAHRZEUG MODELE	YEAR JAHR ANNEE	FRONT/VORNE/AVANT				REAR/HINTEN/ARRIERE			
		PREMIUM Oil	EXCEL-G* Twin-tube Gas	GAS-A-JUST Mono-tube Gas		PREMIUM Oil	EXCEL-G* Twin-tube Gas	GAS-A-JUST Mono-tube Gas	
<b>Daewoo (KO)</b>									
<b>Musso ⇒ See SSang Yong</b>									
<b>Nexia/Cielo</b>									
1.5, 1.5 -16V 1.8	95-	665036	365025 ▼ 365501  375009		 2,1	443134	343047	553075  <u>243014</u>	 0,6
SM1307									
<b>Nubira</b>									
Incl.  ABS KLAJ .... EV	97- 7.97	634092 L 634091 R	334208 L 334207 R			633203 L 633202 R	333255 L 333254 R		
Incl.  ABS KLAJ .... EW,EX,EY,...	8.97- 5.99	634094 L 634093 R	334210 L 334209 R			633203 L 633202 R	333255 L 333254 R		
<b>Nubira II</b>									
Incl.  ABS	6.99-	634094 L 634093 R	334210 L 334209 R			633203 L 633202 R	333255 L 333254 R		
<b>Tico</b>									
	96-	632094 L 632093 R					342018		
<b>Daihatsu (J)</b>									
<b>Applause</b>									
1.6   (A 101) Incl. Hard sus., Auto adjust sus.	6.89- 7.97		333171 L 333170 R		 1,7		333173 L 333172 R		 1,7
1.6   (A 111) Incl. Hard sus., Auto adjust sus.	6.89- 7.97		333171 L 333170 R		 1,7		333175 L 333174 R		 1,7
<b>Charade</b>									
 (G 10 series)	77- 5.78	633024 L 633023 R				441037	341013		
 (G 10 series)	6.78- 8.79	633026 L 633025 R				441037	341013		

Daihatsu



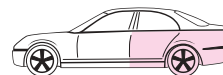
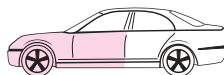
\*Excel-G is a new name of SUPER  
Excel-G ist der neue Name für SUPER  
Excel-G est le nom nouveau pour SUPER



MODEL FAHRZEUG MODELE	YEAR JAHR ANNEE	FRONT/VORNE/AVANT				REAR/HINTEN/ARRIERE			
		PREMIUM Oil	EXCEL-G* Twin-tube Gas	GAS-A-JUST Mono-tube Gas		PREMIUM Oil	EXCEL-G* Twin-tube Gas	GAS-A-JUST Mono-tube Gas	
<b>Daihatsu (J)</b>									
<b>Charade</b>									
(G 10 series)	8.79- 1.83	633013 L 633012 R				441037	341013		
(G 11, 30 series)	1.83- 86	632029 L 632028 R			 1,8	442027			 1,4
(2WD) 1000 (G100) Exc. Turbo, GT-ti 1000 Diesel, Turbo Diesel (G101) 1300  R-Grade Package (G102)	1.87- 2.93 1.87- 2.93 9.88- 2.93	632045 L 632044 R	332044 L 332043 R		 1,8	632090 L 632089 R	332067 L 332066 R		
(2WD) 1000 Turbo (G100) Exc. GT-ti 1300  R-Grade Package (G102)	1.87- 8.88 9.88- 2.93		332044 L 332043 R		 1,8		332067 L 332066 R		
(2WD) 1300 (G102)	5.89- 2.93	632045 L 632044 R	332044 L 332043 R		 1,8	633132 L 633131 R	333154 L 333153 R		
(2WD) 1000 GT-ti (G100)	1.87- 2.93		332044 L 332043 R		 1,8		332046 L 332045 R		
(4WD) 1300 (G112)	9.88- 2.93								
(2WD) 1000 (G202) 1300 (G200) 1500 (G203) Incl.  ABS	5.93- 6.96 3.93- 6.96 6.94- 6.96	632102 L 632101 R	332079 L 332078 R			633176 L 633175 R	333200 L 333199 R		
(2WD) 1000 (G202) 1300 (G200) Incl.  ABS	6.96- 6.96-		333245 L 333244 R				333247 L 333246 R		
(2WD) 1500 (G203) Incl.  ABS	6.96-		333245 L 333244 R				333247 L 333246 R		
1600 GTi (G201) Incl.  ABS	3.93-		332079 L 332078 R				333200 L 333199 R		
<b>Charmant </b>									
(A 10, 20) (A 30, 40)	11.74- 2.78 2.77- 7.81	663031	363018		 4,2	443097	343035	553054	 0,8
1300 (A 35) 1500 (A 55)	10.81- 8.83	663032	363023		 4,2	443099	343036	553056	 0,8
1600 (A 45) 1300 (A 35), 1600 (A 60)	10.81- 8.83 9.83- 88	665022	365015		 4,2	443099	343036	553056	 0,8

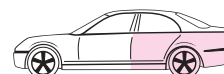
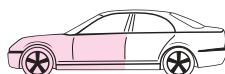
\*Excel-G is a new name of SUPER  
Excel-G ist der neue Name für SUPER  
Excel-G est le nom nouveau pour SUPER





MODEL FAHRZEUG MODELE	YEAR JAHR ANNEE	FRONT/VORNE/AVANT				REAR/HINTEN/ARRIERE			
		PREMIUM Oil	EXCEL-G* Twin-tube Gas	GAS-A-JUST Mono-tube Gas		PREMIUM Oil	EXCEL-G* Twin-tube Gas	GAS-A-JUST Mono-tube Gas	
<b>Daihatsu (J)</b>									
<b>Charmant</b>									
 (A 10 V, 20 V, 30 V)	12.74- 2.78	663031				443065			
1300 (A 30V) 1600 (A 40V)	8.79- 7.81	663031			 4,2	443176			
<b>Cuore/Domino</b>									
 Exc. Van (L 55)	6.80-12.85	633017 L 633016 R				443175			 1,0
Van (L 55 V)	6.80-12.85	633017 L 633016 R							
840 cc (L80)	8.85- 7.90	632057 L 632056 R				442032			
850 cc (L201)	8.90- 8.94	632098 L 632097 R				442033			
850 cc (L501)	8.94-10.98	632100 L 632099 R				442034			
1000 cc Incl.	(L701) 10.98- 5.03	632119 L 632118 R	332103 L 332102 R			442038	342022		
<b>Delta (Truck)</b>									
Delta (V 10 T)	8.77- 9.84	444064				444061			
<b>Feroza</b>									
F 300 Exc.	10.88-		344105	554063			343238	553156	 1,4
F 310 Exc.	5.92-		344105	554063			343275	553196	
<b>Gran Move</b>									
1500 (G303) 1600 (G301) Incl.	8.95- 7.98-		333245 L 333244 R				333247 L 333246 R		
<b>Hijet</b>									
Cab, Van (S 38, 40 series)	9.71- 5.81	442019				442020			

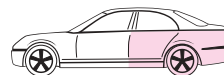
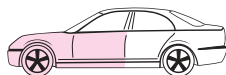
Daihatsu



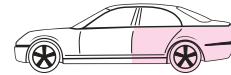
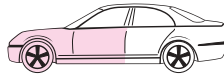
MODEL FAHRZEUG MODELE	YEAR JAHR ANNEE	FRONT/VORNE/AVANT				REAR/HINTEN/ARRIERE			
		PREMIUM Oil	EXCEL-G* Twin-tube Gas	GAS-A-JUST Mono-tube Gas		PREMIUM Oil	EXCEL-G* Twin-tube Gas	GAS-A-JUST Mono-tube Gas	
<b>Daihatsu (J)</b>									
<b>Hijet</b>									
Cab, Van (S 60 series) Exc. Separate box, Low deck type	2.78- 3.81	443242				442020			
<b>Move</b>									
850 cc (L601)	8.95-10.98		333249 L 333248 R				342021		
1000 cc (L901)	10.98-		332103 L 332102 R				342022		
<b>Sirion/Storia</b>									
1.0 (M100)	1.98- 4.99		332105 L 332104 R				342022		
1.0 (M100 - 538945)	4.99-		332105 L 332104 R				342022		
1.0 (M100, M101) 1.3 (M100 - 538946)	- 5.00-		332111 L 332110 R				342022		
1.0 (M110)	1.98- 4.99		332105 L 332104 R				342023		
1.0 (M110 - 542039)	4.99-		332105 L 332104 R				342023		
1.0 (M110, M111) 1.3 (M110 - 542040)	- 5.00-		332111 L 332110 R				342023		
<b>Taft/Rocky/Wild Cat/Four Track</b>									
(F 10, 20, 50)	8.78- 84	443152		553144		443150		553143	
(F 25, 55)	11.79- 84	443152		553144		443151		553096	
(F 60)	10.82- 84	443177		553145		443150		553143	
(F 70, F 75, F 80, F 85) Exc.	4.84- 4.93		343186	553113			343186	553113	
(F 77, F 87) Exc.	4.84- 4.93		343186	553113		443151		553096	

\*Excel-G is a new name of SUPER  
 Excel-G ist der neue Name für SUPER  
 Excel-G est le nom nouveau pour SUPER





MODEL FAHRZEUG MODELE	YEAR JAHR ANNEE	FRONT/VORNE/AVANT				REAR/HINTEN/ARRIERE			
		PREMIUM Oil	EXCEL-G* Twin-tube Gas	GAS-A-JUST Mono-tube Gas		PREMIUM Oil	EXCEL-G* Twin-tube Gas	GAS-A-JUST Mono-tube Gas	
<b>Daihatsu (J)</b>									
<b>Taft/Rocky/Wild Cat/Four Track</b>									
(F 73, F 78) Exc.	5.93-		344257	554089			344258	554090	
<b>Terios</b>									
1300 Incl.	(J100) 3.97- 7.98						342024		
1300 Incl.	(J100) 8.98-								
<b>YRV</b>									
 1.0, 1.3	(M2) 10.00-		332111 L 332110 R				342022		
 1.3	(M2) 10.00-		332111 L 332110 R				342023		
<b>Dodge (US) ⇒ Chrysler (US)</b>									
<b>Fiat (I)</b>									
500, D, F, L, Nuova	59- 76	443005	343070			443006	343071		
<b>124, 125, 126, 127, 128</b>									
124 S, T 	68- 76	443007	343072	553003		443008	343017	553004	
124 Familiare 	66- 2.75	443007	343072	553003		443123	343098	553005	
125, 125 S	2.67- 6.72	443010	343074			443011	343075	553148	
126 Exc. Bis	72-	443005	343070			443006	343071		
127 Exc. Diesel, Fiorino	71-10.83	633002	333014			633003	333005		
128 	69-12.82	633004	333013			633005	333015		

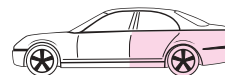
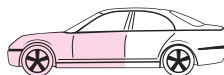


MODEL FAHRZEUG MODELE	YEAR JAHR ANNEE	FRONT/VORNE/AVANT				REAR/HINTEN/ARRIERE			
		PREMIUM Oil	EXCEL-G* Twin-tube Gas	GAS-A-JUST Mono-tube Gas		PREMIUM Oil	EXCEL-G* Twin-tube Gas	GAS-A-JUST Mono-tube Gas	
<b>Fiat (I)</b>									
<b>131 </b>									
 →4214186	74- 2.78	633006	333016		 1,1	443008	343017	553004	 1,1
 4214186→	3.78- 2.81	633007	333017		 1,1	443008	343017	553004	 1,1
 	3.81-12.83					443008	343017	553004	 1,1
Diesel →1012811	7.78- 2.81	633008▼	333018		 1,1	443008	343017	553004	 1,1
Diesel 1012811→	3.81-12.83					443008	343017	553004	 1,1
<b>132/Argenta</b>									
132 Argenta	72- 86 81- 86	443013	343018	553006	 0,7	443014	343019	554005	 1,1
<b>Barchetta</b>									
1.8	3.95-		334867					554086	
<b>Bravo, Brava </b>									
1.4 →4085697	95- 96		333842 SM1806				344115	554077	
1.4 4085698→	1.96- 01		333711 SM1806				344115	554077	
1.2, 1.6	95- 01		333711 SM1806 <sup>1)</sup> SM1802 L <sup>2)</sup> SM1803 R <sup>2)</sup>				344115	554077	
1.9D, 2.0D	95- 01		333711 SM1806				344115	554077	
1.8 1.9 TD, 1.9JTD	95- 01		334809 SM1806	913112			344115	554077	
1) Bravo                                  2) Brava									

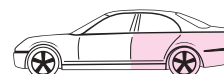
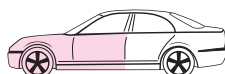
Fiat

\*Excel-G is a new name of SUPER  
Excel-G ist der neue Name für SUPER  
Excel-G est le nom nouveau pour SUPER





MODEL FAHRZEUG MODELE	YEAR JAHR ANNEE	FRONT/VORNE/AVANT			REAR/HINTEN/ARRIERE
		PREMIUM Oil	EXCEL-G* Twin-tube Gas	GAS-A-JUST Mono-tube Gas	
<b>Fiat (I)</b>					
<b>Bravo, Brava</b>					
2.0-20V Exc. Sport sus.	95- 01		334860 913112  SM1806		554077
2.0-20V ⊕ Sport sus.	95- 01		SM1802 L SM1803 R		554077
<b>Cinquecento</b>					
0.7, 0.9	92- 3.98	632800▼ 633731	332800▼ 333731 322800▼ 323731 915809  SM1813	⊕ 1,4	441098 341189 351019
1.1 Incl. Sporting	94- 3.98		332800▼ 333731 322800▼ 323731 SM1813	⊕ 1,4	341189 351019
<b>Coupé</b>					
2.0-16V, 2.0-20V, 2.0 Turbo	94-			⊕	344115 554077
<b>Croma (154)</b>					
1.6, 2.0 1.9TD, 2.5D, 2.5TD	12.85-10.86		334804 913113  SM1807	⊕ 1.1	
2.0 i.e., 2.0 i.e. Turbo	12.85-10.86		334804 913113  SM1808	⊕ 1.1	
1.6, 2.0 1.9 TD, 2.5 D, 2.5 TD 2.0 TD	11.86- 96 11.86- 96 88- 96		334804 913113  SM1807	⊕ 1.1	334801 913113
2.0 i.e., 2.0 i.e. Turbo	11.86- 96		334804 913113  SM1808	⊕ 1.1	334801 913113



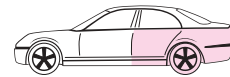
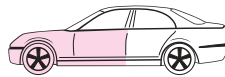
MODEL FAHRZEUG MODELE	YEAR JAHR ANNEE	FRONT/VORNE/AVANT				REAR/HINTEN/ARRIERE			
		PREMIUM Oil	EXCEL-G* Twin-tube Gas	GAS-A-JUST Mono-tube Gas		PREMIUM Oil	EXCEL-G* Twin-tube Gas	GAS-A-JUST Mono-tube Gas	
<b>Fiat (I)</b>									
<b>Doblo ⇒ See Fiat Commercial</b>									
<b>Idea</b>									
=  ALL	03-		334871						
= Diesel ALL	03-		334872						
<b>Marea </b>									
1.4, 1.6, 1.8 1.9TD -75, 100	96-		334861				344115	554077	
				SM1806					
2.0-20V, 2.4 TD 2.4 JTD	96-		334862					554077	
				SM1806					
<b>Multipla</b>									
1.6 1.9 TD 1.9 JTD Exc. Bi power	10.98-		334863				344115	554077	
<b>Palio  , Siena </b>									
(178BX) Incl.  ABS	4.96- 01		333942						
				SM1815 L SM1814 R					
<b>Palio Weekend </b>									
 Incl.  ABS Exc. 1.9D	2.98- 01		333942				344115	554077	
				SM1815 L SM1814 R					
<b>Panda (141)</b>									
 	2.80- 1.86	633951	333951			441038	341212		
				SM1804	1,1				
 	2.86- 8.03	633951	333951			441077	341209		
				SM1804	1,1				
 	87- 8.03		333871			441094	341210		
				SM1804					
<b>Punto </b>									
1.1i 55 1.2i 60, 75, 85 1.6i 90 Exc. 1.2 85 Sporting, 1.6 90 Sporting	93- 9.99		333843				343269	554086	
			324805		1,4			244039	
				SM1805					

\*Excel-G is a new name of SUPER  
Excel-G ist der neue Name für SUPER  
Excel-G est le nom nouveau pour SUPER

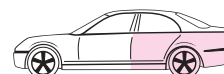
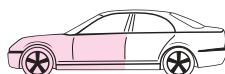


Fiat





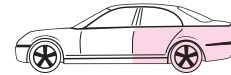
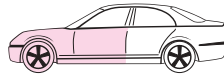
MODEL FAHRZEUG MODELE	YEAR JAHR ANNEE	FRONT/VORNE/AVANT				REAR/HINTEN/ARRIERE			
		PREMIUM Oil	EXCEL-G* Twin-tube Gas	GAS-A-JUST Mono-tube Gas		PREMIUM Oil	EXCEL-G* Twin-tube Gas	GAS-A-JUST Mono-tube Gas	
<b>Fiat (I)</b>									
<b>Punto </b>									
1.7 Diesel 1.7 Turbo Diesel	93- 9.99		334805 <u>324805</u> 				343269	554086 <u>244039</u>	  0,9
1.4i GT Turbo 1.2 85 Sporting 1.6 90 Sporting	93- 9.99 97- 9.99 95- 9.99		334805 <u>324805</u> 					554086 <u>244039</u>	  0,9
1.2, 1.2-16V Exc. 1.2-16V Sporting	9.99-		334864 				343329		 
1.9 JTD	9.99-		334865 				343329		 
1.8-16V 1.2-16V Sporting	9.99-		334866 				343329		 
<b>Regata (138 R) </b>									
60, 70, 70 S, 70 ES, 75, 75 S 75 i.e., 75 S i.e. 85, 85 S, 100 S	9.83- 90 85- 90 9.83- 90	633048	333048 			633044	333047		 1,0
Diesel Diesel Super, Turbo Diesel	9.83- 90 9.84- 90					633044	333047		 1,0
<b>Regata Weekend (138 R) </b>									
70, 70 S, 70 ES, 100 S Exc. Diesel	9.84- 90	633048	333048 						1,1
<b>Ritmo/Strada (138) </b>									
60, 65, 75, 85 Diesel	78- 9.82 79- 9.82	633019	333009 			633044	333047		 1,0
Super 75, 85 105 TC	81- 9.82	633019	333009 			633815	333815		 1,0
125 TC	81- 9.82					633815	333815		 1,0
60, 60 ES, Super 60 70, Super 70, 75, Super 75 85, Super 85 (No. 4378022-) 75 i.e., 75 S i.e.	10.82- 88 10.82- 88 10.82- 88 6.85- 88	633048	333048 			633044	333047		 1,1  1,0
Diesel Turbo Diesel	10.82- 88 85- 88					633044	333047		 1,0



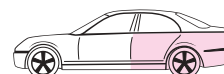
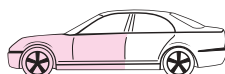
MODEL FAHRZEUG MODELE	YEAR JAHR ANNEE	FRONT/VORNE/AVANT				REAR/HINTEN/ARRIERE			
		PREMIUM Oil	EXCEL-G* Twin-tube Gas	GAS-A-JUST Mono-tube Gas		PREMIUM Oil	EXCEL-G* Twin-tube Gas	GAS-A-JUST Mono-tube Gas	
<b>Fiat (I)</b>									
<b>Seicento</b>									
Incl. Sporting	98-		333870 		441098	341189			
<b>Stilo</b>									
Exc. 2.4-20V	01-		334869			343397			
2.4-20V	01-		334870			343397			
<b>Talento</b>									
Exc.	88-	635851			445022				
	88-	635851			2,5				0,7
<b>Tempra (159) </b>									
1.4, 1.6, 1.6 ie	90- 96		333842 324806 		444100	344115	554077 <u>244040</u>		
1.8, 2.0 ie, 1.9 Diesel 1.9 Turbo Diesel	90- 96		334806 324806 			344115	554077 <u>244040</u>		
<b>Tempra Station Wagon/Familia (159) </b>									
1.4, 1.6, 1.6 ie Exc.	90- 96		333842 324806 			344115	554077 <u>244040</u>		
1.8, 2.0 ie, 1.9 Diesel, 1.9 Turbo Diesel Exc.	90- 96		334806 324806 			344115	554077 <u>244040</u>		
<b>Tipo (160)</b>									
1.1, 1.4, 1.6, 1.6 ie, 1.7 D, 1.9 D	4.88- 95		333842 324806 		444100	344115	554077 <u>244040</u>		

\*Excel-G is a new name of SUPER  
Excel-G ist der neue Name für SUPER  
Excel-G est le nom nouveau pour SUPER





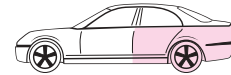
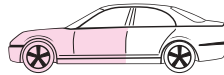
MODEL FAHRZEUG MODELE	YEAR JAHR ANNEE	FRONT/VORNE/AVANT				REAR/HINTEN/ARRIERE			
		PREMIUM Oil	EXCEL-G* Twin-tube Gas	GAS-A-JUST Mono-tube Gas		PREMIUM Oil	EXCEL-G* Twin-tube Gas	GAS-A-JUST Mono-tube Gas	
<b>Fiat (I)</b>									
<b>Tipo (160)</b>									
1.8, 1.8 ie, 1.8 ie-16V, 1.9 TD 2.0 ie, 2.0 ie-16V	1.88- 95 90- 95		334806 324806		+ 1,1		344115	554077 <u>244040</u>	⊕ ⊖ 0,7
<b>Ulysse</b>									
	94- 1.98	634927	334927		+ 2.3	443277 <sup>1)</sup>	343296 <sup>1)</sup>		⊕ ⊖ 1.6
	1.98- 8.00	634927	334927		+ 2.3	443303 <sup>2)</sup>	343321 <sup>2)</sup>		⊕ ⊖ 1.6
	9.00- 8.02	634927	334927		+ 2.3	443303 <sup>2)</sup>	343321 <sup>2)</sup>		⊕ ⊖ 1.6
	9.02-				+ 2.3	443303	343321		⊕ ⊖ 1.6
1)  L max. = 370mm      2)  L max. = 400 mm									
<b>Uno (146) Exc. CS</b>									
45 (0.9, 1.0) 55 (1.1) 60 (1.1) 70 (1.3) 75 ie (1.5) Diesel (1.3)	83- 94 83- 6.85 7.85- 94 1.83- 94 3.85- 94 5.83- 94	633833	333833 323035		+ 1,1	443271	343189 <u>353010</u>	553134	⊕ ⊖ 0,8
Turbo Diesel (1.4) Diesel (1.7, 1.9)	86- 94 7.85- 94		333833 323035		+ 1,1	443271	343189 <u>353010</u>	553134	⊕ ⊖ 0,8
Turbo ie (1.3, 1.4) Exc. ⊕ ABS	4.85- 94		333833 323035		+ 1,1	443271	343189 <u>353010</u>	553134	⊕ ⊖ 0,8
<b>X 1/9 (128 AS)</b>									
1300	72- 78	663013	363017		□	663013	363017		□
1500	78- 82	663013	363017		□				



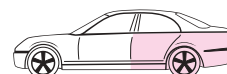
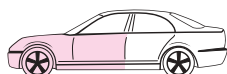
MODEL FAHRZEUG MODELE	YEAR JAHR ANNEE	FRONT/VORNE/AVANT				REAR/HINTEN/ARRIERE			
		PREMIUM Oil	EXCEL-G* Twin-tube Gas	GAS-A-JUST Mono-tube Gas		PREMIUM Oil	EXCEL-G* Twin-tube Gas	GAS-A-JUST Mono-tube Gas	
<b>Fiat Commercial (I)</b>									
<b>Doblo, Doblo Cargo  Exc. Turquie, Israel</b>									
⊖ ABS 1242 MPI 8V Exc. Panorama, Panorama elegant	12.00-						345031		
⊖ ABS 1.9 DS 1910 JTD Exc. Panorama, Panorama elegant	12.00-						345031		
⊖ ABS 1242 MPI 8V Panorama, Panorama elegant	12.00-						345031		
⊖ ABS 1.9 DS 1910 JTD Panorama, Panorama elegant	12.00-						345031		
⊕ ABS 1242 MPI 8V Exc. Panorama, Panorama elegant	12.00-						345031		
⊕ ABS 1.9 DS 1910 JTD Exc. Panorama, Panorama elegant	12.00-						345031		
⊕ ABS 1242 MPI 8V Panorama, Panorama elegant	12.00-						345031		
⊕ ABS 1.9 DS 1910 JTD Panorama, Panorama elegant	12.00-						345031		
<b>Doblo, Doblo Cargo  For Turquie, Israel Model</b>									
1.9 DS Fourgon base, Fourgon elegant	12.00-						345032		
<b>Ducato (2WD)</b>									
Exc.  , → 0284193	81- 4.84	635850				445022			
				SM1801	2,5				
Exc.  , 0284194 →	5.84- 5.86	635851				445022			
				SM1801	2,5				
,	81- 4.84	635850							
				SM1801	2,5				
Exc. Maxi () ,  ,	6.86- 94	635851				445022			
				SM1801	2,5				
, Exc. Maxi ()	5.84- 94	635851							
				SM1801	2,5				

\*Excel-G is a new name of SUPER  
Excel-G ist der neue Name für SUPER  
Excel-G est le nom nouveau pour SUPER





MODEL FAHRZEUG MODELE	YEAR JAHR ANNEE	FRONT/VORNE/AVANT				REAR/HINTEN/ARRIERE			
		PREMIUM Oil	EXCEL-G* Twin-tube Gas	GAS-A-JUST Mono-tube Gas		PREMIUM Oil	EXCEL-G* Twin-tube Gas	GAS-A-JUST Mono-tube Gas	
<b>Fiat Commercial (I)</b>									
<b>Ducato (2WD)</b>									
Express 10-13-15	6.86- 94	635851				445022			
				SM1801	2,5		= 570mm		0,7
10Q (1000kg) Exc. H/D, Camping Car	94-	635852		 			344283		
				SM1920 L SM1921 R	2,5				0,7
14Q (1400kg) Exc. H/D, Camping Car	94-	635852		 			344284		
				SM1920 L SM1921 R	2,5				0,7
18Q (1800kg) Exc. H/D, Camping Car	94-	635853		 			345021		
				SM1920 L SM1921 R	2,5				0,7
Camping Car Grand Export	94-	635853		 					
				SM1920 L SM1921 R	2,5				
<b>Fiorino</b>									
	93-	633873					341324		
	93-	633873					341324		
<b>Scudo</b>									
	96- 8.97	634928	334928	 		441106 <sup>1)</sup>	341238 <sup>1)</sup>		
				SM1916 L SM1917 R					
	9.97- 8.00	634928	334928	 		441107 <sup>2)</sup>	341239 <sup>2)</sup>		
				SM1916 L SM1917 R					
	9.00-	634928	334928	 		441107 <sup>2)</sup>	341239 <sup>2)</sup>		
				SM1918 L SM1919 R					
1)  L max. = 370mm                2)  L max. = 400 mm									



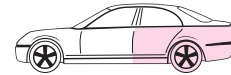
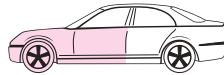
MODEL FAHRZEUG MODELE	YEAR JAHR ANNEE	FRONT/VORNE/AVANT				REAR/HINTEN/ARRIERE			
		PREMIUM Oil	EXCEL-G* Twin-tube Gas	GAS-A-JUST Mono-tube Gas		PREMIUM Oil	EXCEL-G* Twin-tube Gas	GAS-A-JUST Mono-tube Gas	
<b>Fiat Polski (PL)</b>									
101 P Zastava		633004	333013			633005	333015		
125 P	74- 84	443010	343074			443011	343075	553148	
126 P	74-	443005	343070			443006	343071		
127 P		633002	333014			633003	333005		
132 P	74-	443013	343018	553006		443014	343019	554005	
Polonez 1500	79- 83	443013	343018			443204	343178		

Fiat

\*Excel-G is a new name of SUPER  
 Excel-G ist der neue Name für SUPER  
 Excel-G est le nom nouveau pour SUPER

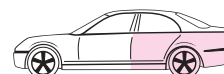
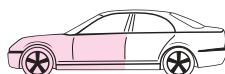






MODEL FAHRZEUG MODELE	YEAR JAHR ANNEE	FRONT/VORNE/AVANT				REAR/HINTEN/ARRIERE			
		PREMIUM Oil	EXCEL-G* Twin-tube Gas	GAS-A-JUST Mono-tube Gas		PREMIUM Oil	EXCEL-G* Twin-tube Gas	GAS-A-JUST Mono-tube Gas	
<b>Ford (Europe)</b>									
<b>Capri</b>									
Capri I 1.3, 1.6, 2.0, 2.3 Capri II 1.3, 1.6, 2.0, 2.3, 2.6 Capri III 1.6, 2.0, 2.3, 3.0 Exc. 2.8i	7.72- 2.74 12.73- 3.78 4.78-12.86	665004	365018			443022	343046	554010	
					2,4				⊥ ⊖ 0,6
<b>Consul</b>									
1.7, 2.0, 2.3, 2.5, 3.0	71- 9.75	443018	343003	553008		443019	343004	554007	
					⊖ ⊕ 0,7				⊥ ⊕ 0,7
<b>Cortina</b>									
Mk II 1.3, 1.6, 1.6 E, 1.6 ST, Executive, GT	8.67-10.70	665028				443023	343079		
									⊥ ⊖
Mk II 1.3, 1.6	8.67-10.70	665028							
Mk III, Mk IV 1.3, 1.6, 2.0, 2.3	71- 82	443016	343001	553007		443017	343002	554006	
					⊖ ⊕ 0,7				⊖ ⊕ 0,6
<b>Cougar</b>									
	8.98-		335918				335919		
<b>Escort MK. I, II (68-80)</b>									
Mk. I 0.9, 1.1, 1.3, GT	8.68- 9.73	663003	363042			443020	343078	554008	
					2,6				⊖ ⊖ 0,6
Mk. I 0.9, 1.1, 1.3 Incl. Sport	10.73- 74	663004	363004			443021	343020	554009	
					2,6				⊥ ⊖ 0,6
Mk. I 0.9, 1.1, 1.3	10.73- 74	663004	363004			443020	343078	554008	
					2,6				⊖ ⊖ 0,6
Mk. II 0.9, 1.1, 1.3, 1.6 Incl. Sport	1.75- 8.80	663004	363004			443021	343020	554009	
					2,6				⊥ ⊖ 0,6
Mk. II 0.9, 1.1, 1.3, 1.6	1.75- 8.80	663004	363004			443109			
					2,6				⊖ ⊖ 0,6
<b>Escort MK. III, XR-3 (80-90)</b>									
Mk. III 1.1, 1.3, 1.6 Exc. XR-3	9.80- 4.83	633801	333801			632801	332801		
					1,0		323036		0,9

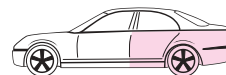
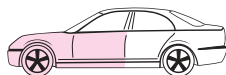
\*Excel-G is a new name of SUPER  
Excel-G ist der neue Name für SUPER  
Excel-G est le nom nouveau pour SUPER



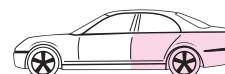
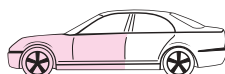
MODEL FAHRZEUG MODELE	YEAR JAHR ANNEE	FRONT/VORNE/AVANT				REAR/HINTEN/ARRIERE			
		PREMIUM Oil	EXCEL-G* Twin-tube Gas	GAS-A-JUST Mono-tube Gas		PREMIUM Oil	EXCEL-G* Twin-tube Gas	GAS-A-JUST Mono-tube Gas	
<b>Ford (Europe)</b>									
<b>Escort MK. III, XR-3 (80-90)</b>									
Mk. III 1.1, 1.3, 1.4, 1.6 Exc. XR-3 1.6 Diesel	5.83-12.84 5.84-12.84	633802	333802 <u>323024</u>			632801	332801 <u>323036</u>		
					1,0				0,9
Mk. III 1.1, 1.3, 1.4, 1.6 Exc. XR-3	1.85- 7.90	633802	333802 <u>323024</u>			632801	332801 <u>323036</u>		
					1,0				0,9
Mk. III 1.6 Diesel Exc. XR-3	1.85-12.85	633802	333802 <u>323024</u>			632801	332801 <u>323036</u>		
					1,0				0,9
Mk. III 1.3/1.6 Petrol	5.84-12.84	633834	333834			632801	332801 <u>323036</u>		
					1,0				0,9
Mk. III 1.3/1.6 Petrol	1.85-12.85	633834	333834			632801	332801 <u>323036</u>		
					1,0				0,9
Mk. III 1.6 Diesel, 1.8 Diesel	1.86- 7.90	633834	333834			632801	332801 <u>323036</u>		
					1,0				0,9
Mk. III XR-3 RS Turbo	5.83-12.84 10.84-12.84		333802 <u>323024</u>				333079 <u>323036</u>		
					1,0				0,9
Mk. III XR-3 RS Turbo	1.85- 7.90		333802 <u>323024</u>				333079 <u>323036</u>		
					1,0				0,9
Mk. III 1.4, 1.6, XR-3	1.86- 7.90		333802 <u>323024</u>				333079 <u>323036</u>		
					1,0				0,9
<b>Escort, XR-3, RS (90- 95)</b>									
 1.1, 1.3 1.4, 1.4 i Exc. 1.4 iS 1.8 D	8.90- 1.95 8.90-10.90 8.90-11.90	633820	333820			441900	341900		
					1,0				0,7

\*Excel-G is a new name of SUPER  
Excel-G ist der neue Name für SUPER  
Excel-G est le nom nouveau pour SUPER





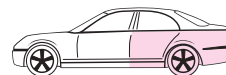
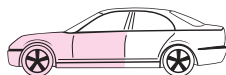
MODEL FAHRZEUG MODELE	YEAR JAHR ANNEE	FRONT/VORNE/AVANT				REAR/HINTEN/ARRIERE			
		PREMIUM Oil	EXCEL-G* Twin-tube Gas	GAS-A-JUST Mono-tube Gas		PREMIUM Oil	EXCEL-G* Twin-tube Gas	GAS-A-JUST Mono-tube Gas	
<b>Ford (Europe)</b>									
<b>Escort, XR-3, RS (90- 95)</b>									
1.4, 1.4 i Exc. 1.4 iS 1.6, 1.6 i, 1.8i Exc. 1.6 iS, 1.8 iS, XR-3i 1.8 D, 1.8TD	10.90- 1.95 8.90- 1.95 11.90- 1.95	633821	333821			441900	341900		
					1,0				0,7
1.4 iS, 1.6 iS, 1.8 iS 1.4 i, 1.6 i, 1.8 i Exc. XR-3i	8.90- 1.95		333821				341900		
					1,0				0,7
1.8 i RS 2000 16V Exc. Cosworth	92- 1.95 1.92- 1.95		333821						
					1,0				
XR-3i RS 2000 16 V	1.92- 1.95 91- 1.95		333821						
					1,0				
RS Cosworth	4.92- 1.95		324015					243034	
<b>Escort, XR-3, RS (95-)</b>									
1.3, 1.4	1.95- 2.99		333826			441951	341951		
					1,2				0,4
1.6, 1.8, 1.8D, 1.8 TD/TDi Exc. Si, XR-3i	1.95- 2.99		333826				341951		
					1,2				0,4
1.6 Si, 1.8 Si, XR-3i	1.95- 2.99		333841						
					1,2				
1.6 Si, 1.8 Si, XR-3i	1.95- 2.99		333826						
					1,2				
,   RS 2000 Exc. Cosworth	1.95- 2.99		333841						
					1,2				
<b>Escort Turnier (90-)</b>									
1.1, 1.3 1.4, 1.4i Exc 1.4 iS 1.8 D	8.90- 1.95 8.90-10.90 8.90-11.90	633820	333820				343257	553181	
					1,0				0,7
1.4, 1.4i, 1.6, 1.6i, 1.8i Exc. 1.4 iS, 1.6 iS, 1.8 iS 1.8 D, 1.8 TD	10.90- 1.95 11.90- 1.95	633821	333821				343257	553181	
					1,0				0,7
1.4 iS, 1.6 iS, 1.8 iS	10.90- 1.95		333821				343257	553181	
					1,0				0,7
1.3, 1.4, 1.8 TD/TDi	1.95- 8.95		333826				343257	553181	
					1,2				



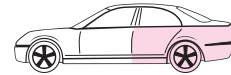
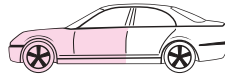
MODEL FAHRZEUG MODELE	YEAR JAHR ANNEE	FRONT/VORNE/AVANT			⌚	REAR/HINTEN/ARRIERE			⌚
		PREMIUM Oil	EXCEL-G* Twin-tube Gas	GAS-A-JUST Mono-tube Gas		PREMIUM Oil	EXCEL-G* Twin-tube Gas	GAS-A-JUST Mono-tube Gas	
<b>Ford (Europe)</b>									
<b>Escort Turnier (90-) 🚗</b>									
1.3, 1.4, 1.8 TD/TDi	8.95- 2.99		333826		⊕		343276	553201	⊕
		915206	SM1206		1,2		⊖ = 96 AB-18080-##		⊖
2WD 1.6, 1.8, 1.8 D Incl. 1.6 Si, 1.8 Si	1.95- 8.95		333841		⊕		343257	553181	⊕
		915206	SM1206		1,2		⊖ = 95 AB-18080-##		⊖
2WD 1.6, 1.8, 1.8 D Incl. 1.6 Si, 1.8 Si	8.95- 2.99		333841		⊕		343276	553201	⊕
		915206	SM1206		1,2		⊖ = 96 AB-18080-##		⊖
<b>Fiesta, XR-2 🚗 (-96)</b>									
MK. I (GFBT) 1.0, 1.1, 1.3, 1.6 Exc. XR-2	76- 8.83	633009	333006		⊕	632802	332004		⊕
		915201			1,2				0,8
MK. I (GFBT) XR-2	81- 8.83		333044		⊕		332004		⊕
		915201			1,2				0,8
MK. II (FBD) 1.0, 1.1, 1.3, 1.4, 1.6, 1.6 Diesel Exc. XR-2	9.83-12.84	633803	333803		⊕	632802	332004		⊕
		915201	SM1203		1,2				0,8
MK. II (FBD) 1.0, 1.1, 1.3, 1.4, 1.6 Exc. XR-2, Diesel	1.85- 89	633803	333803		⊕	632802	332004		⊕
		915201	SM1200		1,2				0,8
MK. II (FBD) 1.6 Diesel	1.85- 89	633803	333803		⊕	632802	332004		⊕
		915201	SM1201		1,2				0,8
MK. II (FBD) XR-2	9.83-12.84		333076		⊕		332004		⊕
		915201	SM1203		1,2				0,8
MK. II (FBD) XR-2	1.85- 89		333803		⊕		332004		⊕
		915201	SM1200		1,2				0,8
MK. III (FAJ, FBJ, GFJ) 1.0, 1.1, 1.3, 1.4 Exc. S, iS, XR-2	1.89-12.89	633816 633817	333816 333817		⊕	441801	341801		⊖
		915205	SM1200		1,0				0,8
MK. III (FAJ, FBJ, GFJ) 1.8D	1.89-12.89	633816 633817	333816 333817		⊕	441801	341801		⊖
		915205	SM1201		1,0				0,8
MK. III (FAJ, FBJ, GFJ) 1.1 S/iS, 1.4 S/iS	1.89-12.89	633817	333817		⊕	441801	341801		⊖
		915205	SM1200		1,0				0,8
MK. III (FAJ, FBJ, GFJ) XR-2i	8.89-12.93		333817		⊕		341801		⊖
			323819 323817		1,0		351801		⊖
		915206	SM1200						0,8

\*Excel-G is a new name of SUPER  
Excel-G ist der neue Name für SUPER  
Excel-G est le nom nouveau pour SUPER





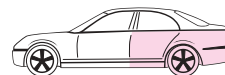
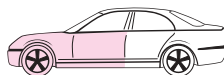
MODEL FAHRZEUG MODELE	YEAR JAHR ANNEE	FRONT/VORNE/AVANT				REAR/HINTEN/ARRIERE			
		PREMIUM Oil	EXCEL-G* Twin-tube Gas	GAS-A-JUST Mono-tube Gas		PREMIUM Oil	EXCEL-G* Twin-tube Gas	GAS-A-JUST Mono-tube Gas	
<b>Ford (Europe)</b>									
<b>Fiesta, XR-2  (-96)</b>									
MK. III (FAJ, FBJ, GFJ) 1.0, 1.1, 1.3, 1.4 Exc. S, iS, XR-2	1.90-12.93	633818	333818 323818			441801	341801 351801		
					1,0				⊖ ⊖ 0,8
MK. III (FAJ, FBJ, GFJ) 1.8D	1.90-12.93	633818	333818 323818			441801	341801 351801		
					1,0				⊖ ⊖ 0,8
MK. III (FAJ, FBJ, GFJ) 1.1S/iS, 1.4 S/iS	1.90-12.93	633819▼ 633817	333817 323819▼ 323817			441801	341801 351801		
					1,0				⊖ ⊖ 0,8
1.1, 1.3, 1.4 (FAJ, FBJ, GFJ) ⊖	1.94- 96	633822	333822				341802		
					1,0				⊖ ⊖ 0,8
1.8D (FAJ, FBJ, GFJ) ⊖	1.94- 96	633822	333822				341802		
					1,0				⊖ ⊖ 0,8
1.1, 1.3, 1.4, 1.6 (FAJ, FBJ, GFJ) ⊕	1.94- 96		333823				341802		
					1,0				⊖ ⊖ 0,8
<b>Fiesta  (96-2.02)</b>									
1.0, 1.25, 1.3, 1.4 (JA, JB) ⊖ ⊕	8.95-10.98		333701				341952		
									⊥ ⊗
1.0, 1.25, 1.3, 1.4 (JA, JB) ⊖ ⊕	11.98- 2.02		333701				341953		
									⊥ ⊖
1.0, 1.25, 1.3, 1.4 (JA, JB) ⊕ ⊕	8.95-10.98		333702				341952		
									⊥ ⊗
1.0, 1.25, 1.3, 1.4 (JA, JB) ⊕ ⊕	11.98- 2.02		333702				341953		
									⊥ ⊖
1.8D (JA, JB) ⊖ ⊕	8.95-10.98		333703				341952		
									⊥ ⊗
1.8D (JA, JB) ⊖ ⊕	11.98-2.02		333703				341953		
									⊥ ⊖
1.8D (JA, JB) ⊕ ⊕	8.95-10.98		333704				341952		
									⊥ ⊗



MODEL FAHRZEUG MODELE	YEAR JAHR ANNEE	FRONT/VORNE/AVANT			⚙️ ⌚	REAR/HINTEN/ARRIERE			⚙️ ⌚
		PREMIUM Oil	EXCEL-G* Twin-tube Gas	GAS-A-JUST Mono-tube Gas		PREMIUM Oil	EXCEL-G* Twin-tube Gas	GAS-A-JUST Mono-tube Gas	
<b>Ford (Europe)</b>									
<b>Fiesta 🚗 (96-2.02)</b>									
1.8D ⊕ ⊕	(JA, JB)	11.98-2.02		333704 915206	⊕		341953		⊕
				SM1204					
<b>Fiesta 🚗 (3.02-)</b>									
with round spring	(JH)	3.02- 1.04			⊕			553308	⊕
with oval spring	(JH)	1.04-		◇ 333384 L 333383 R ◇	⊕			553308	⊕
<b>Focus 🚗, 🚗</b>									
1.4, 1.6, 1.8, 2.0, 1.8 TD		98-		333710 L 333709 R 323057 L 323056 R 915208	⊕		343290 353022		⊕
				SM1209					
<b>Focus 🚗</b>									
1.4, 1.6, 1.8, 2.0, 1.8 TD		98-		333710 L 333709 R 323057 L 323056 R 915208	⊕		343291 353023		⊕
				SM1209					
<b>Fusion 🚗</b>									
with round spring	(JU)	6.02- 1.04			⊕			553309	⊕
with oval spring	(JU)	1.04-		◇ 333380 L 333379 R ◇	⊕			553309	⊕
<b>Galaxy</b>									
 Exc.		5.95-		334947 SM1704	⊕		343319	553244	⊕
<b>Granada (GU/GNU) 🚗, 🚗</b>									
1.6, 1.7, 2.0, 2.3, 2.6, 3.0		71- 8.77	443018	343003	553008	⊕ ⊕ 0,7	443019	343004	554007 ⊕ 0,7
1.6, 1.7, 2.0, 2.3, 2.6, 2.8, 1.9D, 2.1D, 2.5D		9.77- 4.85		343003	553008	⊕ ⊕ 0,7		343004	554007 ⊕ 0,7

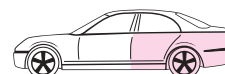
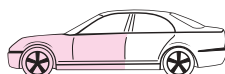
\*Excel-G is a new name of SUPER  
 Excel-G ist der neue Name für SUPER  
 Excel-G est le nom nouveau pour SUPER





MODEL FAHRZEUG MODELE	YEAR JAHR ANNEE	FRONT/VORNE/AVANT				REAR/HINTEN/ARRIERE			
		PREMIUM Oil	EXCEL-G* Twin-tube Gas	GAS-A-JUST Mono-tube Gas		PREMIUM Oil	EXCEL-G* Twin-tube Gas	GAS-A-JUST Mono-tube Gas	
<b>Ford (Europe)</b>									
<b>Ka</b>									
1.0, 1.3 	9.96-10.98		333700 				341952		
1.0, 1.3 	10.98- 3.00		333700 				341953		
1.0, 1.3  Incl. Street Version	4.00-		333700 				341817		
<b>Maverick</b>									
(R20)	93- 4.96	444102	344200 	554070		443295	343355	553230	
(UDS/UNS)	9.96- 4.98	444102	344200 	554070		443295	343355	553230	
(1EZ)	12.00-		334334 L 334333 R 				344356		
<b>Mondeo (Exc.  )</b>									
 1.6, 1.8, 2.0, 2.5, 1.8 TD Exc. Sport sus.	1.93- 9.94		334905 				334906 		
Sport sus. 2.0, 2.5	6.93- 9.94		334905 				334906 		
 1.6, 1.8, 2.0, 2.5, 1.8 TD Incl. Sport sus.	10.94- 7.96		334905 				334907▼ 334906 		
 1.8, 2.0, 1.8 TD	1.93- 7.96		334905 						
MONDEO II (BAP, BFP)  1.6, 1.8, 2.0, 2.5, 1.8 TD Exc. Sport sus.	8.96-11.00		334921 				334922 		
MONDEO III (B5Y, B4Y) 1.8-16V 2.0-16V 2.5 V6-24V 2.0TD	11.00-		335922 				335923		
<b>Mondeo</b>									
, 1.6, 1.8, 2.0, 2.5, 1.8 TD	1.93- 7.96		334905 					554078 Exc.	

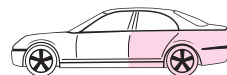
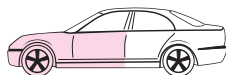




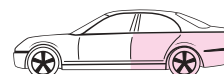
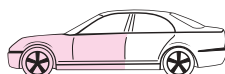
MODEL FAHRZEUG MODELE	YEAR JAHR ANNEE	FRONT/VORNE/AVANT			⚙️ ⌚	REAR/HINTEN/ARRIERE			⚙️ ⌚	
		PREMIUM Oil	EXCEL-G* Twin-tube Gas	GAS-A-JUST Mono-tube Gas		PREMIUM Oil	EXCEL-G* Twin-tube Gas	GAS-A-JUST Mono-tube Gas		
<b>Ford (Europe)</b>										
<b>Mondeo</b> 🚗										
MONDEO II (2WD) 1.6, 1.8, 2.0, 2.5, 1.8 TD Exc. Sport sus.	(BNP)	8.96-11.00		334921		⚙️ ⌚			553217 Exc. 🚗	⊖ ⊖ 0,7
			915200	SM1205		1,3				
MONDEO III 1.8-16V 2.0-16V 2.5 V6-24V 2.0TD	(BWY)	11.00-		335922		⚙️ ⌚			553217 Exc. 🚗	⊖ ⊖
<b>Orion</b>										
1.3, 1.4, 1.6 Exc. 1.6 i 1.6 Diesel		5.83-12.84 5.83-12.84	633802	333802 323024		⚙️ ⌚	632801	332801 323036		⚙️ ⌚ 0,9
			915201	SM1203		1,0	915204			
1.3, 1.4, 1.6 Exc. 1.6 i		1.85- 7.90	633802	333802 323024		⚙️ ⌚	632801	332801 323036		⚙️ ⌚ 0,9
			915201	SM1200		1,0	915204			
1.6 Diesel		1.85-12.85	633802	333802 323024		⚙️ ⌚	632801	332801 323036		⚙️ ⌚ 0,9
			915201	SM1201		1,0	915204			
1.6 Diesel , 1.8 Diesel Exc. Ghia (Portugal)		1.86- 7.90	633834	333834		⚙️ ⌚	632801	332801 323036		⚙️ ⌚ 0,9
			915201	SM1201		1,0	915204			
1.6 i		5.83-12.84		333802 323024		⚙️ ⌚		333079 323036		⚙️ ⌚ 0,9
			915201	SM1203		1,0				
1.6 i		1.85- 7.90		333802 323024		⚙️ ⌚		333079 323036		⚙️ ⌚ 0,9
			915201	SM1200		1,0				
1.6 Diesel Ghia (Portugal)		1.86- 7.90		333802 323024		⚙️ ⌚		333079 323036		⚙️ ⌚ 0,9
			915201	SM1201		1,0				
1.1,1.3 1.4, 1.4 i, 1.8 Diesel Exc. S, Giha		8.90- 1.95 8.90-10.90	633820	333820		⚙️ ⌚	441900	341900		⊖ ⊖ 0,7
			915206	SM1202		1,0				
1.4, 1.4 i, 1.8 Diesel 1.6, 1.6 i, 1.8 i Exc. S, Giha		11.90- 1.95 8.90-10.90	633821	333821		⚙️ ⌚	441900	341900		⊖ ⊖ 0,7
			915206	SM1202		1,0				

\*Excel-G is a new name of SUPER  
Excel-G ist der neue Name für SUPER  
Excel-G est le nom nouveau pour SUPER





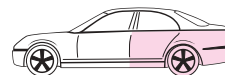
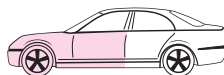
MODEL FAHRZEUG MODELE	YEAR JAHR ANNEE	FRONT/VORNE/AVANT				REAR/HINTEN/ARRIERE			
		PREMIUM Oil	EXCEL-G* Twin-tube Gas	GAS-A-JUST Mono-tube Gas		PREMIUM Oil	EXCEL-G* Twin-tube Gas	GAS-A-JUST Mono-tube Gas	
<b>Ford (Europe)</b>									
<b>Orion</b>									
1.4 iS, 1.6 iS, 1.8 iS Ghia	8.90- 1.95		333821				341900		
					1,0				
<b>Puma </b>									
1.4 i-16V 1.7 i-16V	11.97- 9.98 3.97-12.98		333943				341916		
1.4 i-16V 1.7 i-16V	10.98- 12.98-		333943						
<b>Scorpio</b>									
(GFR) 2.0, 2.3, 2.9-V6, 2.5TD Incl. 16V, 24 V	10.94- 8.98		335905 L 335904 R				343205 Exc.	553151	
					1,0				
(GMR) 2.0, 2.3, 2.9-V6, 2.5TD Incl. 16 V, 24 V	10.94- 8.98		335905 L 335904 R				OE =		
					1,0				
<b>Scorpio/Granada (GAE/GGE)</b>									
(GAE) 1.8, 2.0, 2.0 i, 2.4 i, 2.8 i, 2.9 i, 2.5 D, 2.5 TD Exc. , 2.9i-24V	5.85- 1.92	634015	334018				343205 Exc.	553151	
					1,0				
(GAE) 2.0, 2.4, 2.9, 2.9-24V, 2.5TD	2.92- 9.94		334018				343205 Exc.	553151	
					1,0				
(GGE) 2.0, 2.4, 2.9, 2.9-24V, 2.5TD	2.92- 9.94		334018				OE =		
					1,0				
<b>Sierra, XR-4, Cosworth , </b>									
1.3, 1.6, 2.0, 2.3, 2.3 D	12.82- 5.84	633038	333019			441048	341044	551035	
					0,7				
XR-4i	12.82- 5.84		333019				341044	551035	
					0,7				
 1.3, 1.6, 1.8, 2.0, 2.3	6.84- 93	633832	333832 323037			441048	341044	551035 241007	
					0,7				
 2.3D	6.84- 93	633832	333832 323037			441048	341044	551035 241007	
					0,7				



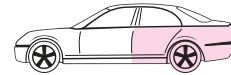
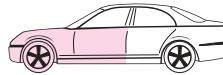
MODEL FAHRZEUG MODELE	YEAR JAHR ANNEE	FRONT/VORNE/AVANT			⚙️ ⌚	REAR/HINTEN/ARRIERE			⚙️ ⌚
		PREMIUM Oil	EXCEL-G* Twin-tube Gas	GAS-A-JUST Mono-tube Gas		PREMIUM Oil	EXCEL-G* Twin-tube Gas	GAS-A-JUST Mono-tube Gas	
<b>Ford (Europe)</b>									
<b>Sierra, XR-4, Cosworth</b> 🚗, 🚗									
(2WD) XR-4i Exc. Cosworth 2.8i, 2.9i	6.84- 93		333832 323037		⊕ 0,7		341044	551035 241007	⊖ ⊖ 0,6
			915210 🛞	SM1200					
(2WD) Cosworth	86- 90				⊕			553226 243034	⊖ ⊖ 0,6
			915210 🛞	SM1200					
<b>Sierra</b> 🚗, 🚗									
(4WD) Exc. Cosworth	85- 93		334219 324015		⊕ 0,7			553226 243034	⊖ ⊖ 0,6
			915210 🛞	SM1200					
(4WD) Cosworth	90- 93		334219 324015		⊕ 0,7			553226 243034	⊖ ⊖ 0,6
			915210 🛞	SM1200					
<b>Sierra</b> 🚗									
(2WD) 1.3, 1.6, 2.0, 2.3, 2.3D	12.82- 5.84	633038	333019		⊕ 0,7	443208	343187 Exc. 🚗	553125	⊥ ⊖ 0,8
			915210 🛞						
(2WD) 1.3, 1.6, 2.0, 2.3	6.84- 93	633832	333832		⊕ 0,7	443208	343187 Exc. 🚗	553125	⊥ ⊖ 0,8
			915210 🛞	SM1200					
(2WD) 2.3 D	6.84- 93	633832	333832		⊕ 0,7	443208	343187 Exc. 🚗	553125	⊥ ⊖ 0,8
			915210 🛞	SM1201					
(4WD) Exc.	85- 93		334219		⊕ 0,7	443208	343187 Exc. 🚗	553125	⊥ ⊖ 0,8
			915210 🛞	SM1200					
<b>Taurus</b> 🚗, 🚗, 🚗, 🚗									
17 M, 20 M (P5) 17 M, 20 M (P7) 26M	8.64- 66 67- 70 69- 70	665002	365047		⊥	443015	343077	553136	⊥ ⊖
1.3, 1.6, 2.0, 2.3	70-11.82	443016	343001	553007	⊖ ⊖ 0,7	443017	343002	554006	⊖ ⊖ 0,6

\*Excel-G is a new name of SUPER  
 Excel-G ist der neue Name für SUPER  
 Excel-G est le nom nouveau pour SUPER





MODEL FAHRZEUG MODELE	YEAR JAHR ANNEE	FRONT/VORNE/AVANT				REAR/HINTEN/ARRIERE			
		PREMIUM Oil	EXCEL-G* Twin-tube Gas	GAS-A-JUST Mono-tube Gas		PREMIUM Oil	EXCEL-G* Twin-tube Gas	GAS-A-JUST Mono-tube Gas	
<b>Ford Commercial (Europe)</b>									
<b>Escort Van, Express </b>									
20, 40, 50	1.75- 7.80	663004	363004			443109			
35, 55 Exc.	80- 5.83	633099				443247	343228		
35, 55 Exc.	6.83- 7.90	633100	333074			443247	343228		
 	8.90- 95	633820	333820			443278			
				1,0					
 	8.90- 95	633821	333821			443278			
				1,0					
, 	1.95-		333826			443278			
<b>Fiesta Van, Courier </b>									
Van 7 cwt 1.3	76- 8.83	633009	333006			632802	332004		
Van 7 cwt 1.3, 1.6 Diesel	9.83-12.84	633803	333803			632802	332004		
Van 7 cwt 1.3	1.85- 89	633803	333803			632802	332004		
Van 7 cwt 1.6 Diesel	1.85- 89	633803	333803			632802	332004		
Van Exc. Diesel, Courier (FVJ)	89-12.93	633818	333818			441801	341801		
Van Diesel Exc. Courier (FVJ)	89-12.93	633818	333818			441801	341801		
Courier 1.3 (F3, F5)	89-12.93	633819▼ 633817	333817				343273		
				1,0					
Courier 1.8 Diesel (F3, F5)	89-12.93	633819▼ 633817	333817				343273		
				1,0					

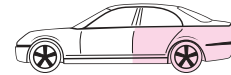
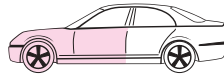


MODEL FAHRZEUG MODELE	YEAR JAHR ANNEE	FRONT/VORNE/AVANT				REAR/HINTEN/ARRIERE			
		PREMIUM Oil	EXCEL-G* Twin-tube Gas	GAS-A-JUST Mono-tube Gas		PREMIUM Oil	EXCEL-G* Twin-tube Gas	GAS-A-JUST Mono-tube Gas	
<b>Ford Commercial (Europe)</b>									
<b>Fiesta Van, Courier </b>									
Courier 1.3 (F3, F5)	94- 96		333823				343273		
					1,0				
Courier 1.8 Diesel (F3, F5)	94- 96		333823				343273		
					1,0				
1.0, 1.25, 1.3, 1.4 	(JV) 8.95-10.98		333701				341952		
1.0, 1.25, 1.3, 1.4 	(JV) 11.98-		333701				341953		
1.0, 1.25, 1.3, 1.4 	(JV) 8.95-10.98		333702				341952		
1.0, 1.25, 1.3, 1.4 	(JV) 11.98-		333702				341953		
1.8D 	(JV) 8.95-10.98		333703				341952		
1.8D 	(JV) 11.98-		333703				341953		
1.8D 	(JV) 8.95-10.98		333704				341952		
1.8D 	(JV) 11.98-		333704				341953		
Courier 1.3, 1.4 	(J3, J5) 96-		333701				343273		
Courier 1.3, 1.4 	(J3, J5) 96-		333702				343273		
Courier 1.8 D 	(J3, J5) 96-		333703				343273		
Courier 1.8 D 	(J3, J5) 96-		333704				343273		
<b>Sierra </b>									
PE 45	88-	633194				444134			

Ford

\*Excel-G is a new name of SUPER  
 Excel-G ist der neue Name für SUPER  
 Excel-G est le nom nouveau pour SUPER

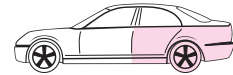
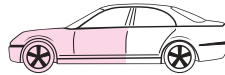




Ford

MODEL FAHRZEUG MODELE	YEAR JAHR ANNEE	FRONT/VORNE/AVANT				REAR/HINTEN/ARRIERE			
		PREMIUM Oil	EXCEL-G* Twin-tube Gas	GAS-A-JUST Mono-tube Gas		PREMIUM Oil	EXCEL-G* Twin-tube Gas	GAS-A-JUST Mono-tube Gas	
<b>Ford Commercial (Europe)</b>									
<b>TRANSIT  = 2.69m (106")</b>									
, 75, 100	9.70- 77	444029	344032	554048		444030	344033		
, 75, 100, 125	9.70- 77	444029	344032	554048		444030	344033	554049	
 80, 100, 120	78-10.85	444029	344032	554048		444030	344033		
100 ,  100, 125	78-10.85 78-10.85	444029	344032	554048		444030	344033	554049	
<b>TRANSIT  = 3.02m (118")</b>									
,  ,  , 125, 130, 150, 160, 175	9.70- 77	444029	344032	554048		444030	344033	554049	
,  , 100 L, 130, 160, 190	78-10.85	444029	344032	554048		444030	344033	554049	
 	78-10.85	444029	344032	554048		444030	344033		
<b>TRANSIT  ,  ,   = 2.82m</b>									
80, 100, 115, 120 (0-0)	11.85- 9.91	635001	335001			444094		554064	
<b>TRANSIT  ,  ,   = 3.02 m, 3.47 m</b>									
100 L, 130, 160, 190 (0-0)	11.85- 9.91	443243		553164		444094		554064	
<b>TRANSIT  ,  ,   = 2.835 m</b>									
100, 115 80, 120	9.91- 7.94 8.91- 7.95	635800	335800			444124		554083	
80, 120	8.95- 00	635800	335800			444124		554083	
			SM1208		0,8				
150 S	9.91- 7.95	635800	335800			444124		554084	
150 S	8.95- 00	635800	335800			444124		554084	
			SM1208		0,8				

\*Excel-G is a new name of SUPER  
Excel-G ist der neue Name für SUPER  
Excel-G est le nom nouveau pour SUPER



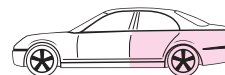
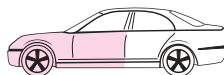
MODEL FAHRZEUG MODELE	YEAR JAHR ANNEE	FRONT/VORNE/AVANT				REAR/HINTEN/ARRIERE			
		PREMIUM Oil	EXCEL-G* Twin-tube Gas	GAS-A-JUST Mono-tube Gas		PREMIUM Oil	EXCEL-G* Twin-tube Gas	GAS-A-JUST Mono-tube Gas	
<b>Ford Commercial (Europe)</b>									
<b>TRANSIT</b> = 3.570m									
130	9.91- 7.95	635800	335800			444125		554085	
					0,8				0,6
130	8.95- 00	635800	335800			444125		554085	
				SM1208	0,8				0,6
190 190EF	9.91- 7.95 8.94- 7.95	635800	335800			444124		554083	
					0,8				0,6
190 190 EF	8.95- 00	635800	335800			444124		554083	
				SM1208	0,8				0,6
100L, 150L, 190L	9.91- 7.95	635800	335800			444124		554084	
					0,8				0,6
100L, 150L, 190L	8.95- 00	635800	335800			444124		554083	
				SM1208	0,8				0,6
<b>TRANSIT</b>									
2.0 Diesel Exc.	3.00- 02		335804				343393		
									0,6
2.0 Diesel Exc.	3.00- 02		335804				343399		
									0,6
2.4 Diesel Exc.	3.00- 02		335804				343392		
									0,6
2.4 Diesel Exc.	3.00- 02		335804				343391		
									0,6
<b>Ford-Mercury (US)</b>									
<b>Aerostar Mini Van</b>									
	89- 97		344083				344290		
									0,6
	90- 97		344289				344290		
									0,6

Ford

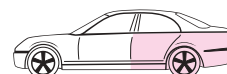
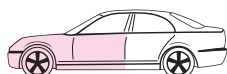
\*Excel-G is a new name of SUPER  
Excel-G ist der neue Name für SUPER  
Excel-G est le nom nouveau pour SUPER







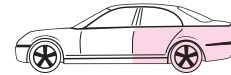
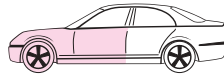
MODEL FAHRZEUG MODELE	YEAR JAHR ANNEE	FRONT/VORNE/AVANT				REAR/HINTEN/ARRIERE			
		PREMIUM Oil	EXCEL-G* Twin-tube Gas	GAS-A-JUST Mono-tube Gas		PREMIUM Oil	EXCEL-G* Twin-tube Gas	GAS-A-JUST Mono-tube Gas	
<b>Ford-Mercury (US)</b>									
<b>Explorer</b>									
	91-10.94		344268	555014			344269	555015	
	11.94-		341302	551090			344269	555015	
<b>Ranger (Exc. High Ryder Option)</b>									
 Exc. , EDGE model	2.99- 03	443216	343324	553171		443259	343252	553209	
	2.99- 03	444135	344305	554100		444136	344304	554101	
<b>Probe</b>									
2.2 Turbo	90- 92		OE =				OE =		
2.0 - 16V 2.5 - 24V	93-		334216 L 334215 R				334217		
<b>Taurus, Sable</b>									
	86- 95		334221				235011 ▼ 334325		
	86- 95		334221				344271		
<b>Windstar Mini Van</b>									
	95-		235609 ▼ 235903				344291 Exc.		
<b>Freight Rover (GB) ⇒ Austin-Rover Group (GB)</b>									
<b>GAZ (RUS)</b>									
Volga 3102, 31029, 31022	82- 94		344014				344275		
<b>General Motors - Avtovaz (RUS)</b>									
<b>Chervolet Niva</b>									
	02-	444266				444267			



MODEL FAHRZEUG MODELE	YEAR JAHR ANNEE	FRONT/VORNE/AVANT				REAR/HINTEN/ARRIERE			
		PREMIUM Oil	EXCEL-G* Twin-tube Gas	GAS-A-JUST Mono-tube Gas		PREMIUM Oil	EXCEL-G* Twin-tube Gas	GAS-A-JUST Mono-tube Gas	
<b>General Motors - Buick - Chevrolet - GMC Truck - Pontiac (US)</b>									
<b>Astro, Safari Mini Van</b>									
, 	85- 90		344081				344082		
 	91-		344081				344082		
 	91-		344266				344082		
<b>Century, Special, Celebrity</b>									
	84- 96		234019 ▼ 333145				343160		
<b>Lumina APV Mini Van, Trans Sport Mini Van</b>									
	84- 96		234019 ▼ 333145				343160 Exc.		
<b>S-Series - Blazer, Jimmy, Sonoma</b>									
 	82-		344040				344041		
 Exc. ZR2 Wide Stance Package Exc. ZR2 High Rider Package	82-		344042				344041		
<b>GMC Truck (US) ⇒ General Motors (US)</b>									
<b>Hillman (GB) ⇒ Talbot (F) (GB)</b>									
<b>Honda (J)</b>									
<b>Accord /Vigor    (Aerodeck)</b>									
(SV 100, SM 100/120/200) 	9.78- 9.81	633031 L 633030 R				633033 L 633032 R			
(SY 100/110, SZ 100/120) 1600, 1800 Exc.  (  )	10.81-6.83	633052 L 633051 R				631001	331001		
(AC 100, AD 100) 1600, 1800 Exc.  (  ), ABS	7.83- 5.85	633054 L 633053 R	333033 L 333032 R			631001	331001		
(CA 4, CA 5) 1600, 2000, 2000 i, 2000 i-16 V	5.85- 9.89	441062 L 441061 R	341073 L 341072 R			441063	341074		

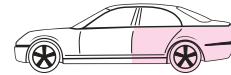
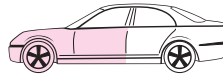
\*Excel-G is a new name of SUPER  
Excel-G ist der neue Name für SUPER  
Excel-G est le nom nouveau pour SUPER





MODEL FAHRZEUG MODELE	YEAR JAHR ANNEE	FRONT/VORNE/AVANT				REAR/HINTEN/ARRIERE			
		PREMIUM Oil	EXCEL-G* Twin-tube Gas	GAS-A-JUST Mono-tube Gas		PREMIUM Oil	EXCEL-G* Twin-tube Gas	GAS-A-JUST Mono-tube Gas	
<b>Honda (J)</b>									
<b>Accord /Vigor  (Aerodeck)</b>									
(CB1, CB3) 1.8, 2.0, 2.0i, 2.0i-16V	89- 93		341172 L 341171 R		$\frac{1}{\otimes}$ 2,2		341173		$\frac{1}{\otimes}$ 2,0
(CB7) 2.2	90- 93		341172 L 341171 R		$\frac{1}{\otimes}$ 2,2				
 2.0 (CC9), 2.2 (CB8, CB9)	91- 93		341172 L 341171 R		$\frac{1}{\otimes}$ 2,2		341176		$\frac{1}{\otimes}$
 1.8, 2.0, 2.3 (CC7)	93- 96		341172 L 341171 R		$\frac{1}{\otimes}$		341173		$\frac{1}{\otimes}$
 1.8 (CE7), 2.0 (CE8), 2.2 VTEC (CE9) 2.0 Turbo Diesel (CF1)	96-10.98		341172 L 341171 R		$\frac{1}{\otimes}$		341173		$\frac{1}{\otimes}$
 2.0 (CC1)	92- 96		341172 L 341171 R		$\frac{1}{\otimes}$		341173		$\frac{1}{\otimes}$
 2.0 (CD9), 2.2 (CD7)	94- 2.98		341175 L 341174 R		$\frac{1}{\otimes}$		341176		$\frac{1}{\otimes}$
 2.0 (CE2), 2.2 (CE1)	94- 1.03		341175 L 341174 R		$\frac{1}{\otimes}$		341176		$\frac{1}{\otimes}$
 1.6 (CG7), 1.8 (CG8), 2.0 (CG9)	10.98- 1.03		341255		$\frac{1}{\otimes}$		341256		$\frac{1}{\oplus}$
 2.2 Type-R (CH1)	10.98- 1.03		341255		$\frac{1}{\otimes}$		341256		$\frac{1}{\oplus}$
 2.0 16V (CG4)	2.98- 99		341257		$\frac{1}{\otimes}$		341258		$\frac{1}{\oplus}$
 2.0 16V (CG4)	99- 1.03		341257		$\frac{1}{\otimes}$		341258		$\frac{1}{\oplus}$
 3.0-V6 24V (CG2)	2.98- 99		341257		$\frac{1}{\otimes}$		341258		$\frac{1}{\oplus}$
 3.0-V6 24V (CG2)	99- 1.03		341257		$\frac{1}{\otimes}$		341258		$\frac{1}{\oplus}$
 2.0, 2.4(CL)	2.03-		341330		$\frac{1}{\otimes}$		341331		$\frac{1}{\oplus}$

Honda

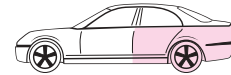
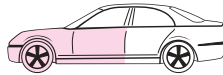


MODEL FAHRZEUG MODELE	YEAR JAHR ANNEE	FRONT/VORNE/AVANT				REAR/HINTEN/ARRIERE			
		PREMIUM Oil	EXCEL-G* Twin-tube Gas	GAS-A-JUST Mono-tube Gas		PREMIUM Oil	EXCEL-G* Twin-tube Gas	GAS-A-JUST Mono-tube Gas	
<b>Honda (J)</b>									
<b>Acty</b>									
 Exc. 4WD						442023			
<b>Civic, Ballade</b>									
 Exc. CVCC	75- 79	632019 L 632018 R	332031 L 332030 R		 1,4	632022 L 632021 R	332033 L 332032 R		 1,6
 Exc. CVCC	80- 83	633034	333021		 2,0	633036 L 633035 R	333023 L 333022 R		 2,2
 	75- 77	632019 L 632018 R	332031 L 332030 R			632022 L 632021 R	332033 L 332032 R		
 	78- 83	632019 L 632018 R	332031 L 332030 R			632023	332040		
1200 (AL, AM), 1300 (AG, AJ) 1500 (AH, AK)	84- 87	633056 L 633055 R	333031 L 333030 R		 2,2	441054	341050		 2,0
1300 (EC 8), 1400 (EC 9, ED 2) 1600 PGM-F1 (ED 7, ED 4) S000001 → S100001	1.88-12.88		341086 L 341085 R		 2,2		341093		 2,0
1300 (EC 8) 1400 (EC 9, ED 2) 1500 PGM-F1 (ED 6, ED 3) 1600 PGM-F1 (ED 7, ED 4) 1600 VTEC (EE 9) S100001 →	1.89-12.91 1.89-12.89 1.89-12.91 1.89-12.91 1.90-12.91		341088 L 341087 R  <u>351009 L</u> <u>351008 R</u>		 2,2		341094  <u>351010</u>		 2,0
1.3 (EG3), 1.5 (EG4, EG8) 1.6 VTEC (EG5, EH9) 1.6 VTEC VTi (EG6, EG9)	91- 95		341139 L 341138 R  <u>351012 L</u> <u>351011 R</u>		 3,2		341094  <u>351010</u>		 2,4
 1.4 (EJ9), 1.5 (EK3), 1.6 (EK1, EK 4) Incl. VTEC	95- 01		341203				341198		
 1.4 (MA8, MB2), 1.5 (MA9, MB3) 1.6 (MB1, MB4), 1.8 (MB6) 2.0 Turbo Diesel (MB7) Incl. VTEC	95- 01		341234 L 341233 R				341131		
Aerodeck 1.4 (MB8), 1.5 (MB9) 1.6 (MC1), 1.8 (MC2) 2.0 Turbo Diesel (MC3) Incl. VTEC	98- 01		341234 L 341233 R				341131		

Honda

\*Excel-G is a new name of SUPER  
Excel-G ist der neue Name für SUPER  
Excel-G est le nom nouveau pour SUPER



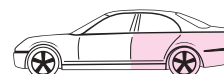
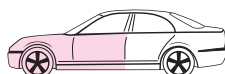


MODEL FAHRZEUG MODELE	YEAR JAHR ANNEE	FRONT/VORNE/AVANT				REAR/HINTEN/ARRIERE			
		PREMIUM Oil	EXCEL-G* Twin-tube Gas	GAS-A-JUST Mono-tube Gas		PREMIUM Oil	EXCEL-G* Twin-tube Gas	GAS-A-JUST Mono-tube Gas	
<b>Honda (J)</b>									
<b>Civic CR-X/Ballade CR-X</b> (  :  JHM ... )									
1500 (AF)	84- 87	633056 L 633055 R	333031 L 333030 R			441054	341050		
					2,2				
1600 Si (AS)	86- 87	633093 L 633092 R				441054	341050		
1600 PGM-F1 (ED 9) S000001 → S100001	1.88-12.88		341086 L 341085 R				341093		
					2,2				2,0
1600 PGM-F1 (ED 9) 1600 VTEC (EE 8) S100001 →	1.89- 3.92 1.90- 3.92		341088 L 341087 R				341094		
					2,2				2,0
			<u>351009 L</u> <u>351008 R</u>				<u>351010</u>		
1.6 VTEC (EH6) 1.6 VTEC VTI (EG2)	4.92- 98		341139 L 341138 R				341094		
					3,4				2,6
			<u>351012 L</u> <u>351011 R</u>				<u>351010</u>		
<b>Civic Coupé/Ballade Coupé</b> (  :  1HG ... )									
1.5 (EJ2) 1.6 VTEC (EJ1)	94- 95		341139 L 341138 R				341094		
					3,2				2,4
			<u>351012 L</u> <u>351011 R</u>				<u>351010</u>		
1.6 (EJ6) 1.6 VTEC (EJ7, EJ8, EM1)	95- 01		341203				341198		
<b>Civic</b>									
(EM2)	01-		331009 L 331008 R				341311		
(EP1,EP2) Exc, Type-R	01-		331009 L 331008 R				341311		
2.0 Type-R 	(EP3)	01-	331011 L 331010 R				341311		
(EU7,EU8)	01-		331009 L 331008 R				341311		
<b>Civic Shuttle/Ballade Shuttle</b>									
1500 (AN)	84- 87	633091 L 633090 R					341077		
									2,0

Honda



\*Excel-G is a new name of SUPER  
Excel-G ist der neue Name für SUPER  
Excel-G est le nom nouveau pour SUPER

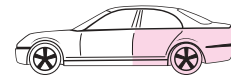
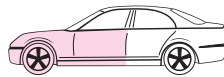


MODEL FAHRZEUG MODELE	YEAR JAHR ANNEE	FRONT/VORNE/AVANT				REAR/HINTEN/ARRIERE			
		PREMIUM Oil	EXCEL-G* Twin-tube Gas	GAS-A-JUST Mono-tube Gas		PREMIUM Oil	EXCEL-G* Twin-tube Gas	GAS-A-JUST Mono-tube Gas	
<b>Honda (J)</b>									
<b>Civic Shuttle/Ballade Shuttle</b>									
 1500 (AR)	85- 87	633094					341078		
  1400 (EE 1), 1500 (EE 2), 1600 (EE 4) S000001 → S100001	1.88-12.88		341090 L 341089 R		 2,2		341095		 2,0
  1400 (EE 1), 1500 (EE 2), 1600 (EE 4) S100001 → S200001	1.89-12.89		341092 L 341091 R		 2,2		341096		 2,0
  1400 (EE 1), 1500 (EE 2), 1600 (EE 4) S200001 →	1.90- 95		341092 L 341091 R		 2,2		341095		 2,0
<b>Concerto</b>									
1.4, 1.5i, 1.6, 1.6i (HW) 1.6-16 V, 1.6i-16 V	90- 96		334069 L 334068 R		 2,6		341131		 3,0
<b>CR-V</b>									
2.0 16V (RD)	10.95- 1.99		341260				341261		
2.0 16V (RD)	1.99- 2.02		341260				341261		
<b>HR-V</b>									
 1.6 16V (GH)	3.99- 00		334244 L <sup>1)</sup> 334243 R <sup>1)</sup>				343315 <sup>3)</sup>		
 1.6 16V (GH)	00-		334244 L <sup>2)</sup> 334243 R <sup>2)</sup>				343316 <sup>4)</sup>		
 1.6 16V (GH)	3.99- 00		334244 L 334243 R				343315 <sup>5)</sup>		
 1.6 16V (GH)	00-		334244 L 334243 R				343316 <sup>6)</sup>		
1) 334243 (RH): O.E.=51605-S2H-G02, 334244 (LH): O.E.=51606-S2H-G02      5) 343315 : O.E.=56210-S2H-014 2) 334243 (RH): O.E.=51605-S2H-G51, 334244 (LH): O.E.=51606-S2H-G51      6) 343316 : O.E.=56210-S2H-951 3) 343315 : O.E.=52610-S2H-902 4) 343316 : O.E.=52610-S2J-951									
<b>Jazz</b>									
	02-		333332 L 333331 R				343381		

Honda

\*Excel-G is a new name of SUPER  
 Excel-G ist der neue Name für SUPER  
 Excel-G est le nom nouveau pour SUPER

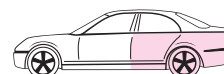
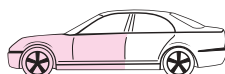




MODEL FAHRZEUG MODELE	YEAR JAHR ANNEE	FRONT/VORNE/AVANT				REAR/HINTEN/ARRIERE			
		PREMIUM Oil	EXCEL-G* Twin-tube Gas	GAS-A-JUST Mono-tube Gas		PREMIUM Oil	EXCEL-G* Twin-tube Gas	GAS-A-JUST Mono-tube Gas	
<b>Honda (J)</b>									
<b>Legend</b>									
2.5 (HS)	86- 88		341113 L 341112 R			633173 L 633172 R	333191 L 333190 R		
2.7 (KA4) 2.7 (KA3)	89- 90 89- 90		341113 L 341112 R				341116		
<b>Logo</b>									
1.3 (GA3)	3.99-		332107 L 332106 R				343318		
<b>Prelude</b>									
(SN)	79- 82	663040 ▼				662006 ▼	362009 ▼		
1800 (AB) 2000 (BA2, BA3)	11.82- 87 85- 87		341062			633096 L 633095 R	333177 L 333176 R		
2.0 (BA4) Incl.	88- 92		341073 L 341072 R				341180		
2.0 (BB3), 2.3 (BB2) 2.2 VTEC (BB1) Incl.	92- 96 93- 96		341178 L 341177 R				341179		
2.0 (BB9), 2.2 (BB5) JHMBB9 ... , BB5...	97- 01		341236 L 341235 R				341179		
2.2 VTEC  (BB8) JHMBB8...	97- 01		341236 L 341235 R				341179		
2.2 VTEC VTI, VTI-R (BB6) JHMBB614... , BB624...	97- 01		341236 L 341235 R				341179		
2.2 VTEC VTIS (BB6) JHMBB615...	97- 01						341179		
<b>Quintet</b>									
	2.80- 84	633034	333021			633036 L 633035 R	333023 L 333022 R		
<b>Shuttle/Odyssey </b>									
2.2 (RA1), 2.3 (RA3)	95- 01		341201 L 341200 R				344274		

Honda

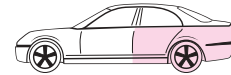
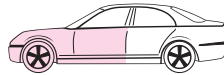




MODEL FAHRZEUG MODELE	YEAR JAHR ANNEE	FRONT/VORNE/AVANT			Wrench icon ⊕ ⊖	REAR/HINTEN/ARRIERE			Wrench icon ⊕ ⊖
		PREMIUM Oil	EXCEL-G* Twin-tube Gas	GAS-A-JUST Mono-tube Gas		PREMIUM Oil	EXCEL-G* Twin-tube Gas	GAS-A-JUST Mono-tube Gas	
<b>Honda (J)</b>									
<b>Stream</b>									
(RN1,RN3)	01-		331013 L 331012 R		⊕		341298		⊕ ⊖
<b>Hyundai (KO)</b>									
<b>Accent, Pony</b>									
Incl. ⊕ ABS (X3)	7.94- 5.97	633178 L 633177 R	333212 L 333211 R <u>323039 L</u> <u>323038 R</u>		⊕	632104 L <sup>1)</sup> 632103 R <sup>1)</sup>	332081 L <sup>1)</sup> 332080 R <sup>1)</sup> <u>322029 L<sup>1)</sup></u> <u>322028 R<sup>1)</sup></u>		⊕
Incl. ⊕ ABS (X3)	5.97- 1.00	633178 L 633177 R	333212 L 333211 R <u>323039 L</u> <u>323038 R</u>		⊕	632113 L <sup>2)</sup> 632112 R <sup>2)</sup>	332095 L <sup>2)</sup> 332094 R <sup>2)</sup> <u>322031 L<sup>2)</sup></u> <u>322030 R<sup>2)</sup></u>		⊕
Incl. ⊕ ABS (LC)	00-		333305 L 333304 R <u>323053 L</u> <u>323052 R</u>		⊕		332109 L 332108 R <u>322033 L</u> <u>322032 R</u>		⊕
1)  2)									
<b>Atos</b>									
1.0  Incl. ⊕ ABS	97- 9.98	633205 L 633204 R	333257 L 333256 R		⊕	443300	343301		⊕ ⊖
1.0  Incl. ⊕ ABS	10.98-	633220 L 633219 R	333299 L 333298 R		⊕	443300	343301		⊕ ⊖
<b>Atos Prime</b>									
Incl. ⊕ ABS	8.99-	633220 L 633219 R	333299 L 333298 R		⊕	443300	343301		⊕ ⊖
<b>Coupé (  KMJH---, KMHK--- )</b>									
Incl. ⊕ ABS (J2)	96- 01		333206 L 333205 R <u>323041 L</u> <u>323040 R</u>		⊕		333208 L 333207 R <u>323043 L</u> <u>323042 R</u>		⊕

\*Excel-G is a new name of SUPER  
 Excel-G ist der neue Name für SUPER  
 Excel-G est le nom nouveau pour SUPER



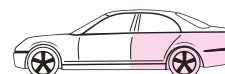
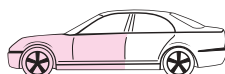


MODEL FAHRZEUG MODELE	YEAR JAHR ANNEE	FRONT/VORNE/AVANT				REAR/HINTEN/ARRIERE			
		PREMIUM Oil	EXCEL-G* Twin-tube Gas	GAS-A-JUST Mono-tube Gas		PREMIUM Oil	EXCEL-G* Twin-tube Gas	GAS-A-JUST Mono-tube Gas	
<b>Hyundai (KO)</b>									
<b>Elanta</b>									
Incl.	(XD)	7.00-		333206 L 333205 R			333501 L 333500 R		
<b>Galloper</b>									
(   )		8.97-		344119	554061		344116	554068	
<b>Getz</b>									
	(TB)	5.02-					343398		
<b>H 100</b>									
		93-	444128		554095		444023		553116
<b>H1 Starex</b>									
		97-		344285			344287		
		97-		344285			344286		
		97-		344285			344286		
<b>Lantra</b>									
Incl.	(J1)	12.90- 95	634050	334088			441091	341147	
Incl.	(J2)	95- 3.98	633180 L 633179 R	333206 L 333205 R			633182 L 633181 R	333208 L 333207 R	
Incl.	(J2)	4.98- 9.00	633180 L 633179 R	333206 L 333205 R			633182 L 633181 R	333208 L 333207 R	
<b>Matrix</b>									
	(FC)	6.01-		333367 L 333366 R			333505 L 333504 R		

Hyundai



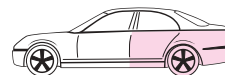
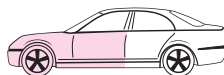
\*Excel-G is a new name of SUPER  
Excel-G ist der neue Name für SUPER  
Excel-G est le nom nouveau pour SUPER



MODEL FAHRZEUG MODELE	YEAR JAHR ANNEE	FRONT/VORNE/AVANT			⌚	REAR/HINTEN/ARRIERE			⌚
		PREMIUM Oil	EXCEL-G* Twin-tube Gas	GAS-A-JUST Mono-tube Gas		PREMIUM Oil	EXCEL-G* Twin-tube Gas	GAS-A-JUST Mono-tube Gas	
<b>Hyundai (KO)</b>									
<b>Pony, Excel</b>									
Pony 1200, 1400	77- 84	665045	365039		⌚ 1,6	443194	343153	553049	⊖ ⊖
Pony Excel 1300, 1600 KMHL...	85- 7.89					443087	343176	553048	⊖ ⊖
Pony 1300, 1500 Excel 1500 KMHU..., KMHV...	(X2) 8.89- 94	633150	333156		⊕ 1,8	443269	343183	553112	⊖ ⊖ 0,7
<b>S-Coupé (  KMHU ---, KMHV---)</b>									
Exc.GT Turbo (SLC)	3.90- 96	633150	333156		⊕ 1,8	443269	343183	553112	⊖ ⊖ 0,7
GT Turbo (SLC)	90- 96		333156		⊕ 1,8		343183	553112	⊖ ⊖ 0,7
<b>Santa Fe</b>									
	7.00-		334501 L 334500 R		⊕		344314		⊖ ⊖
<b>Sonata/Sonica</b>									
Incl. ⊕ ABS KMhaf, KMHBF (Y2)	88- 93	634063	334020		⊕ 1,8	441095	341154		⊖ ⊖ 1,2
Incl. ⊕ ABS KMhCF, KMhDF (Y3)	7.93- 99		334141		⊕		341192		⊖ ⊖
Incl. ⊕ ABS (EF)	99- 3.00		341280		⊖ ⊗		341246		⊖ ⊖
Incl. ⊕ ABS (EF)	4.00-		341280		⊖ ⊗		341281		⊖ ⊖
<b>Stellar</b>									
	83-12.86	443016	343001	553007	⊖ ⊖	443017	343002	554006	⊖ ⊖
	87-12.89				⌚	443017	343002	554006	⊖ ⊖
<b>Trajjet </b>									
Incl. ⊕ ABS (FO)	00-		334238 L 334237 R		⊕		344297		⊖ ⊖

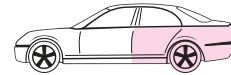
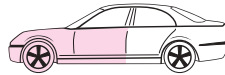
\*Excel-G is a new name of SUPER  
 Excel-G ist der neue Name für SUPER  
 Excel-G est le nom nouveau pour SUPER





MODEL FAHRZEUG MODELE	YEAR JAHR ANNEE	FRONT/VORNE/AVANT				REAR/HINTEN/ARRIERE			
		PREMIUM Oil	EXCEL-G* Twin-tube Gas	GAS-A-JUST Mono-tube Gas		PREMIUM Oil	EXCEL-G* Twin-tube Gas	GAS-A-JUST Mono-tube Gas	
<b>Hyundai (KO)</b>									
<b>XG30</b>									
Incl.  ABS (XG)	99-		341280				341246		
<b>Isuzu (J)</b>									
<b>Aska </b>									
1800, 2000, Diesel (JJ 110, 120, 510)	83-					443210			
<b>Elf/Elf 250, 350 </b>									
TL 10, 30 (Elf 250) TL 20 (Elf 250)	70- 79 70- 74	444028	344062			444058			
TL 20 (Elf 250)	75- 79	444028	344062			444056			
TL 40, 50 (Elf 250)	70- 79	444028	344062			444057			
KS series (Elf 350)	70- 79	445016				444058			
<b>Fargo/Midi/Seta </b>									
(WFR series) =	80- 88	444065	344113			444040	344114		
(9800 series) =	88-	444065	344113			444040	344114		
(9400 series) =	88-					444025		554075	
<b>Gemini</b>									
(PF 50, PT 60 series) 1600, 1800	11.74-10.79			553090				553089	
1600, 1800 ZZT, ZZR, LG, LS (PF 60)	10.79- 84			553090				553089	
1300, 1500 (JT 150/600) Exc. Diesel, Turbo-Diesel, Turbo	3.85-	632043 L 632042 R	332035 L 332034 R					552022	

ISUZU

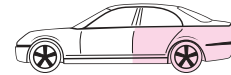
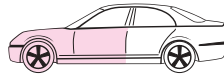


MODEL FAHRZEUG MODELE	YEAR JAHR ANNEE	FRONT/VORNE/AVANT				REAR/HINTEN/ARRIERE			
		PREMIUM Oil	EXCEL-G* Twin-tube Gas	GAS-A-JUST Mono-tube Gas		PREMIUM Oil	EXCEL-G* Twin-tube Gas	GAS-A-JUST Mono-tube Gas	
<b>Isuzu (J)</b>									
<b>Gemini</b>									
1500 Diesel, 1500 Turbo-Diesel (JT 150/600)	7.85-	633066 L						552022	
1500 Turbo (JT 150/600)	4.86- 5.87	633065 R							
<b>Lite Elf/Elf 150 </b>									
KA 20, 40, 50	6.8- 8.72	444028	344062			444023	344102		
KA 41, 51	9.72-	444028	344062			444056			
<b>Pick-up/Faster/Campo/Brava </b>									
Faster (KB 20, 30 series)	2.72-	443188		553087		444025		553058	
Faster   (KBD 2, KBG 2) =	10.80-	443190		553119		443186		553108	
Faster   (KBD 4, KBG 4) =	10.80-	443188		553087		443186		553108	
Campo/Brava (TFR Series)	4.88- 00	443190		553119		443295		553230	
Campo/Brava (TFS Series)	4.88- 96	443216		553171		443295		553230	
<b>Trooper/Big Horn </b>									
UBS =	82-10.86	443188		553087		443211 ▼ 443186		553108	
UBS = Exc.	11.86- 91	444132		554099		444083		553204	
UBS = Exc.	92- 1.98		344279				344229		
UBS = Exc.	2.98-		344355				344229		

ISUZU

\*Excel-G is a new name of SUPER  
Excel-G ist der neue Name für SUPER  
Excel-G est le nom nouveau pour SUPER



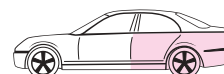
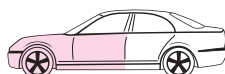


MODEL FAHRZEUG MODELE	YEAR JAHR ANNEE	FRONT/VORNE/AVANT				REAR/HINTEN/ARRIERE			
		PREMIUM Oil	EXCEL-G* Twin-tube Gas	GAS-A-JUST Mono-tube Gas		PREMIUM Oil	EXCEL-G* Twin-tube Gas	GAS-A-JUST Mono-tube Gas	
<b>Jaguar (GB)</b>									
XJ-6 Daimler Sovereign XJ 12, Sovereign V 12 Daimler Double Six XJS, XJS V 12	68- 86 69- 84 72- 2.93 72- 2.93 75-			553074				551022 (x 2)	
<b>X300 Series</b>									
XJ 6, XJ 12 Daimler Six, Daimler Double Six Exc. Sport,	10.94- 97			553208				555007	
<b>X308 Series</b>									
XJ 8, Daimler XJ8 Incl. Sport sus Exc.	10.97-			554114				555008	
XJR Incl. Sport sus Exc.	10.97-							555008	
<b>XJ 40, XJ 81 Series</b>									
XJ 6, Sovereign, Daimler (XJ 40) XJ 12, Daimler Double Six (XJ 81) Exc.	10.86- 9.94 2.93- 9.94			553179				551057	
<b>XK8 (QEV), XKR (QDV)</b>									
XK8 XKR Exc.	10.96- 5.98-							555010	
<b>Jeep (US)</b>									
<b>Cherokee, Wagoneer</b>									
Cherokee, Wagoneer (XJ) = 101"	84- 90		344088 ▼ 344392 354002 ▼				344089 354003 ▼		
Cherokee, Wagoneer (XJ) = 101"	91- 01		344088 ▼ 344393 354002 ▼				344089 354003 ▼		
Grand Cherokee Grand Wagoneer Exc. Up-Country sus. (  )	(ZJ) 92- 98		344088 ▼ 344393				344078 ▼ 344394		
Grand Cherokee	99- 03		344341				344342		
<b>Wrangler</b>									
ALL (YJ Series)	87- 95		344091				344092		

Jaguar



\*Excel-G is a new name of SUPER  
Excel-G ist der neue Name für SUPER  
Excel-G est le nom nouveau pour SUPER



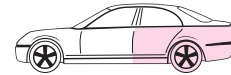
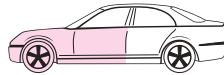
MODEL FAHRZEUG MODELE	YEAR JAHR ANNEE	FRONT/VORNE/AVANT				REAR/HINTEN/ARRIERE			
		PREMIUM Oil	EXCEL-G* Twin-tube Gas	GAS-A-JUST Mono-tube Gas		PREMIUM Oil	EXCEL-G* Twin-tube Gas	GAS-A-JUST Mono-tube Gas	
<b>Kia (KO)</b>									
<b>Besta</b>									
	10.92-	444162	344302			443302	343320		
<b>Carens</b>									
 Incl.	(FC) 99-		333315 L 333314 R				333265 L 333264 R		
<b>Carnival </b>									
Carnival I Incl.	(UP) 99- 01		335025 L▼ 335024 R▼  335043 L 335042 R				344296	554145	
Carnival II Incl.	(UP) 01-		335043 L 335042 R				344296	554145	
<b>Clarus </b>									
 Incl.	(GC) 96- 99	634101 L 634100 R	334232 L 334231 R  <u>324018 L</u> <u>324017 R</u>			634103 L 634102 R	334234 L 334233 R  <u>324020 L</u> <u>324019 R</u>		
<b>Joice </b>									
 Incl.	(M300E) 99-	634042	334070			443265	343262		
<b>Pride</b>									
	96-	632111 L 632110 R				441099			
<b>Rio</b>									
 Incl.	(DC) 00-		333503 L 333502 R				343353		
<b>Sephia</b>									
 	(FA) 93- 4.96	633169L▼ 633168R▼  633249 L 633248 R	333110L▼ 333109R▼  333370 L 333369 R			633170▼  633251 L 633250 R	333111▼  333372 L 333371 R		
 	(FA) 5.96- 99	633169L▼ 633168R▼  633249 L 633248 R	333110L▼ 333109R▼  333370 L 333369 R			633170▼  633251 L 633250 R	333111▼  333372 L 333371 R		

Kia

\*Excel-G is a new name of SUPER  
Excel-G ist der neue Name für SUPER  
Excel-G est le nom nouveau pour SUPER





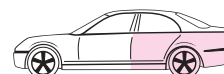
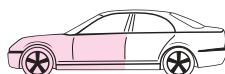


MODEL FAHRZEUG MODELE	YEAR JAHR ANNEE	FRONT/VORNE/AVANT			REAR/HINTEN/ARRIERE			
		PREMIUM Oil	EXCEL-G* Twin-tube Gas	GAS-A-JUST Mono-tube Gas	PREMIUM Oil	EXCEL-G* Twin-tube Gas	GAS-A-JUST Mono-tube Gas	
<b>Kia (KO)</b>								
<b>Sephia</b>								
(FA)	93- 4.96	633249 L 633248 R	333370 L 333369 R			633251 L 633250 R	333372 L 333371 R	
(FA)	5.96- 99	633249 L 633248 R	333370 L 333369 R			633251 L 633250 R	333372 L 333371 R	
<b>Shuma</b>								
Shuma I  Incl.	98-12.98		333263 L <sup>1)</sup> 333262 R <sup>1)</sup> <u>323046 L<sup>1)</sup></u> <u>323045 R<sup>1)</sup></u>				333265 L 333264 R <u>323048 L</u> <u>323047 R</u>	
Shuma I  Incl.	1.99- 4.01		333315 L <sup>2)</sup> 333314 R <sup>2)</sup> <u>323060 L<sup>2)</sup></u> <u>323059 R<sup>2)</sup></u>				333265 L 333264 R <u>323048 L</u> <u>323047 R</u>	
Shuma II  Incl.	5.01-		333317 L 333316 R				333365 L 333364 R	
1) without stabilizer bracket				2) with stabilizer bracket				
<b>Sportage</b>								
	9.94- 99		341190				344359	554094
<b>Kia Commercial (KO)</b>								
<b>Pregio</b>								
2.5D, 2.7D	(FP) 10.97-	441109	341247				344292	

Kia



\*Excel-G is a new name of SUPER  
Excel-G ist der neue Name für SUPER  
Excel-G est le nom nouveau pour SUPER

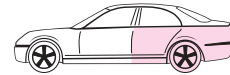
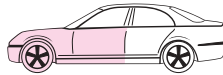


MODEL FAHRZEUG MODELE	YEAR JAHR ANNEE	FRONT/VORNE/AVANT			⌚	REAR/HINTEN/ARRIERE			⌚	
		PREMIUM Oil	EXCEL-G* Twin-tube Gas	GAS-A-JUST Mono-tube Gas		PREMIUM Oil	EXCEL-G* Twin-tube Gas	GAS-A-JUST Mono-tube Gas		
<b>Lada (Shiguli) (RUS)</b>										
<b>110/112</b>										
1100 1300 1500	(2110) (2110) (2110/2112)	9.96-	665089 ▼ 665503	365101 ▼ 365507	⌚	441055	341059		⊕ ⊖	
<b>Niva</b>										
(4WD) (2121)		78-	443122	343097	553121 <u>243015</u>	⊕ ⊖ 0,8	443123	343098	553005 <u>243016</u>	⊕ ⊖ 0,8
<b>Samara, Riva, Diva, Forma, Sagona</b>										
1100, 1300, 1500 (2108, 2109, 21099)		86-	665059	365057 <u>375037</u> 	⌚ 1,8	441055	341059 <u>351021</u>		⊕ ⊖ 0,7	
<b>VAZ, Nova, Toscana</b>										
1200, 1300, 1500, 1600 (2101, 2102, 2103, 2104, 2105, 2106, 2107, 21011, 21061)		70-	443122	343097	553121 <u>243015</u>	⊕ ⊖ 0,8	443123	343098	553005 <u>243016</u>	⊕ ⊖ 0,8
<b>Lancia (I)</b>										
<b>A112</b>										
		80-	633014	333004	⊕ 1,1	633003	333005		⊕ 1,3	
<b>Beta, Trevi</b>										
Beta 1300, 1400, 1600, 1800		72- 75		365009 <sup>1)</sup>	⌚		365010 <sup>2)</sup>		⌚	
Beta 1600, 1800		73- 75					365040 <sup>4)</sup>		⌚	
Beta  1300, 1600, 2000 Trevi  1600, 2000		75- 84 80- 84		365009 <sup>1)</sup>	⌚		365010 <sup>2)</sup>		⌚	
Beta  1600, 2000 Beta  1600, 2000		75- 84		363040 <sup>3)</sup> ▼	⌚		365040 <sup>4)</sup>		⌚	
1) 365009 : O.E.=82301005, 82346277, 82341690 2) 365010 : O.E.=82287222, 82346273, 82315779, 82341685 3) 363040 : O.E.=82341684, 82327791, 82315777, 82346272 4) 365040 : O.E.=82326804, 82318517, 82341688, 82386804, 82346274										

Lancia

\*Excel-G is a new name of SUPER  
 Excel-G ist der neue Name für SUPER  
 Excel-G est le nom nouveau pour SUPER



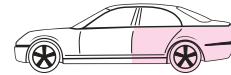
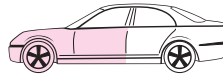


MODEL FAHRZEUG MODELE	YEAR JAHR ANNEE	FRONT/VORNE/AVANT				REAR/HINTEN/ARRIERE			
		PREMIUM Oil	EXCEL-G* Twin-tube Gas	GAS-A-JUST Mono-tube Gas		PREMIUM Oil	EXCEL-G* Twin-tube Gas	GAS-A-JUST Mono-tube Gas	
<b>Lancia (I)</b>									
<b>Dedra (835)</b>									
<u>2WD</u> 1.6, 1.8, 2.0, 1.9 TD, 2.0 TD 2.0 Turbo	89- 90- 99		334806 324806		 1,1		344115	554077 244040	 0,7
				SM1802 L SM1803 R					
<u>4WD</u> 2.0 Turbo Integrale	90- 99		334806 324806		 1,1			554077 244040	 0,7
				SM1802 L SM1803 R					
<b>Dedra (835)</b> <u>2WD</u> , <u>4WD</u>									
1.6, 1.8, 2.0, 1.9 TD Incl. 16 V Exc.	94- 99		334806 324806		 1,1		344115	554077 244040	 0,7
				SM1802 L SM1803 R					
<b>Delta (836)</b>									
1.4, 1.6, 1.8, 2.0-16V Exc. 1.9TD, 2.0 HF Turbo	9.93- 99		334806 324806		 0,8		344115	554077 244040	 0,8
				SM1802 L SM1803 R					
1.9TD	9.93- 99				 0,8		344115	554077 244040	 0,8
				SM1802 L SM1803 R					
2.0 HF Turbo	9.93- 99								
				SM1802 L SM1803 R					
<b>Delta, Prisma (831)</b>									
<u>2WD</u> 1.3, 1.5, 1.6	2.86-12.92		333844		 1,1		333846 L 333845 R		 1,7
				SM1809					
<u>2WD</u> 1.6D, 1.6TD, 1.9D, 1.9TD 1.6 HF Turbo	2.86-12.92		333844		 1,1		333846 L 333845 R		 1,7
<u>2WD</u> 1.3, 1.5, 1.6, 1.6D, 1.6TD, 1.9D, 1.9TD 1.6 HF Turbo	1.93- 8.93		333844		 1,1		333846 L 333845 R		 1,7
				SM1802 L SM1803 R					

Lancia



\*Excel-G is a new name of SUPER  
Excel-G ist der neue Name für SUPER  
Excel-G est le nom nouveau pour SUPER

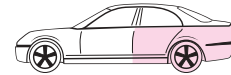
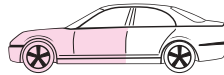


MODEL FAHRZEUG MODELE	YEAR JAHR ANNEE	FRONT/VORNE/AVANT				REAR/HINTEN/ARRIERE																					
		PREMIUM Oil	EXCEL-G* Twin-tube Gas	GAS-A-JUST Mono-tube Gas		PREMIUM Oil	EXCEL-G* Twin-tube Gas	GAS-A-JUST Mono-tube Gas																			
<b>Lancia (I)</b>																											
<b>Kappa </b>																											
2.0, 2.0 Turbo, 2.4, 3.0, 2.4 TD Exc.	94- 2.96		335801				335802 <sup>1)</sup>																				
2.0, 2.0 Turbo, 2.4, 3.0, 2.4 TD Exc.	3.96-		335801				335802 <sup>1)</sup>																				
<b>Kappa </b>																											
2.0, 2.0 Turbo, 2.4, 3.0, 2.4 TD Exc.	96-		335801				OE =																				
<b>Lybra </b>																											
1.6 1.8 Exc. , Self Leveling	6.99-		334606				343332																				
2.0 1.9JTD 2.4JTD Exc. , Self Leveling	6.99-		334612				343332																				
<b>Phedra </b>																											
(179)	02-					443303	343321																				
<b>Thema </b>																											
2.0, 2.0 i.e., 2.0 i.e. Turbo, 2.8 V6 2.5 Turbo Diesel	11.84-10.86		334804 913113  SM1807 <sup>2)</sup> SM1808 <sup>2)</sup>																								
2.0 i.e., 2.0 i.e. 16 V, 2.0 i.e. Turbo 2.8 V6, 3.0 V6 Exc. 8.32 (3.0 V8)	11.86- 95		334804 913113  SM1807 <sup>2)</sup> SM1808 <sup>2)</sup>				334801 913113																				
<b>Y</b>																											
(840) 1.1, 1.2, 1.4	95-		333914				343269	554086																			
1.2 Elefantino Blu (840)	95-		334805 <u>324805</u>					554086 <u>244039</u>																			
1) 335802 : O.E.= 46448417, 46468555, 46457115																											
2) <table border="1"> <thead> <tr> <th>Model</th> <th>Year</th> <th>KYB</th> </tr> </thead> <tbody> <tr> <td>2.0 i.e., 2.0 i.e. Turbo</td> <td>10.84 - 5.92</td> <td>SM1807</td> </tr> <tr> <td>2.5 Turbo Diesel / TDS</td> <td>10.84 - 7.94</td> <td>SM1807</td> </tr> <tr> <td>2.8 V6</td> <td>10.84 - 5.92</td> <td>SM1808</td> </tr> <tr> <td>3.0 V6</td> <td>9.92 - 9.94</td> <td>SM1808</td> </tr> <tr> <td>1.9 TDS</td> <td>4.89 - 12.94</td> <td>SM1808</td> </tr> </tbody> </table>										Model	Year	KYB	2.0 i.e., 2.0 i.e. Turbo	10.84 - 5.92	SM1807	2.5 Turbo Diesel / TDS	10.84 - 7.94	SM1807	2.8 V6	10.84 - 5.92	SM1808	3.0 V6	9.92 - 9.94	SM1808	1.9 TDS	4.89 - 12.94	SM1808
Model	Year	KYB																									
2.0 i.e., 2.0 i.e. Turbo	10.84 - 5.92	SM1807																									
2.5 Turbo Diesel / TDS	10.84 - 7.94	SM1807																									
2.8 V6	10.84 - 5.92	SM1808																									
3.0 V6	9.92 - 9.94	SM1808																									
1.9 TDS	4.89 - 12.94	SM1808																									

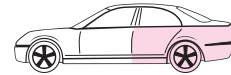
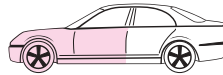
Lancia

\*Excel-G is a new name of SUPER  
Excel-G ist der neue Name für SUPER  
Excel-G est le nom nouveau pour SUPER





MODEL FAHRZEUG MODELE	YEAR JAHR ANNEE	FRONT/VORNE/AVANT				REAR/HINTEN/ARRIERE			
		PREMIUM Oil	EXCEL-G* Twin-tube Gas	GAS-A-JUST Mono-tube Gas		PREMIUM Oil	EXCEL-G* Twin-tube Gas	GAS-A-JUST Mono-tube Gas	
<b>Lancia (I)</b>									
<b>Y10</b>									
 1000, 1050, 1300, Turbo	3.85- 93	633851 L 633850 R	333867 L 333866 R			441077	341209		
					1,1				
 	85- 93	633851 L 633850 R	333867 L 333866 R			441094	341210		
					1,1				
 1000, 1050, 1300, Turbo	93- 96	633851 L 633850 R	333867 L 333866 R				341187		
					1,1				
 	93- 96	633851 L 633850 R	333867 L 333866 R				341188		
					1,1				
<b>Zeta</b>									
	94- 1.98	634927	334927			443277 <sup>1)</sup>	343296 <sup>1)</sup>		
			 		2,3				
	1.98- 8.00	634927	334927			443303 <sup>2)</sup>	343321 <sup>2)</sup>		
			 		2,3				
	9.00- 9.02	634927	334927			443303 <sup>2)</sup>	343321 <sup>2)</sup>		
			 		2,3				
<p>1) </p> <p>2) </p>									
<b>Landrover (GB)⇒Rover (GB)</b>									
<b>Lexus (J)⇒Toyota (J)</b>									
<b>Mazda (J)</b>									
<b>121</b>									
	(DA)	11.87- 91	632111 L 632110 R	332055 L 332054 R			341079		
 	(DB)	91- 96	632088 L 632087 R	332069 L 332068 R			341167		

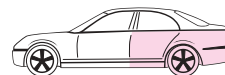
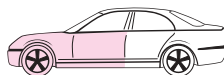


MODEL FAHRZEUG MODELE	YEAR JAHR ANNEE	FRONT/VORNE/AVANT				REAR/HINTEN/ARRIERE			
		PREMIUM Oil	EXCEL-G* Twin-tube Gas	GAS-A-JUST Mono-tube Gas		PREMIUM Oil	EXCEL-G* Twin-tube Gas	GAS-A-JUST Mono-tube Gas	
<b>Mazda (J)</b>									
<b>121</b>									
⊕ ABS ALL	(DB)	11.93- 96					341167		⊥ ⊕
1.25, 1.3 ⊖ ⊕	(AB)	96-10.98		333701			341952		⊥ ⊗
1.25, 1.3 ⊖ ⊕	(AB)	11.98-		333701			341953		⊥ ⊕
1.25, 1.3 ⊕ ⊕	(AB)	96-10.98		333702			341952		⊥ ⊗
1.25, 1.3 ⊕ ⊕	(AB)	11.98-		333702			341953		⊥ ⊕
1.8 D ⊖ ⊕	(AB)	96-10.98		333703			341952		⊥ ⊗
1.8 D ⊖ ⊕	(AB)	11.98-		333703			341953		⊥ ⊕
1.8 D ⊕ ⊕	(AB)	96-10.98		333704			341952		⊥ ⊗
1.8 D ⊕ ⊕	(AB)	11.98-		333704			341953		⊥ ⊕
<b>323  (77-80) (  )</b>									
1000, 1300, 1400 (FA4 PS, FA4 TS, FA4 US)		1.77- 6.79	663017	363009			443082	553040	⊖ ⊕ 0,5
1000, 1300, 1400 (FA4 PS, FA4 TS, FA4 US)		6.79- 5.80	663018				443082	553040	⊖ ⊕ 0,5
<b>323  (78-85) (  )</b>									
1300, 1400 (FA4 TV, FA4 UV)		78- 6.79	663017	363009			443083	343065	⊥ ⊕ 0,5
Van 1300 (FA4T6) Station Wagen 1300, 1400 (FA4TV/ UV)		11.79-12.85 6.79- 81	663018				443083	343065	⊥ ⊕ 0,5

Mazda

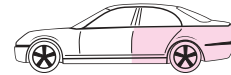
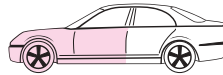
\*Excel-G is a new name of SUPER  
Excel-G ist der neue Name für SUPER  
Excel-G est le nom nouveau pour SUPER





MODEL FAHRZEUG MODELE	YEAR JAHR ANNEE	FRONT/VORNE/AVANT				REAR/HINTEN/ARRIERE			
		PREMIUM Oil	EXCEL-G* Twin-tube Gas	GAS-A-JUST Mono-tube Gas		PREMIUM Oil	EXCEL-G* Twin-tube Gas	GAS-A-JUST Mono-tube Gas	
<b>Mazda (J)</b>									
<b>323  (78-85) ()</b>									
Station Wagen (FA4T/ 4S) 1300, 1500	11.81-12.85	663018				443231			
					2,0				0,5
<b>323 ,  (80-89) (, )</b>									
1100, 1300, 1500 (BD1011/ 12, BD1031/ 32, BD1051/ 52)	6.80- 85	633011 L 633010 R	333008 L 333007 R			632005 L 632004 R	332010 L 332009 R		
					1,3				2,4
1100, 1300, 1500, 1700 Diesel (BF) Exc. 1500 XG, ,	7.85- 5.89	633050 L 633049 R	333026 L 333025 R			632035 L 632034 R	332020 L 332019 R		
					1,3				1,9
1500 XG, 1600i (EGI) (BF5P, BFMP) Exc. ,	7.85- 5.89	633050 L 633049 R	333026 L 333025 R			633112 L 633111 R	333086 L 333085 R		
					1,3				1,9
Heightening Road Clearance (BF) Exc. EGI, H/D	7.85- 5.89	633050 L 633049 R	333026 L 333025 R			632033 L 632032 R	332018 L 332017 R		
					1,3				1,9
1600 Turbo-16V  (BF8) Exc.	6.86- 5.89	633077 L 633076 R				633079 L 633078 R			
					1,3				1,9
<b>323  (86-94) ()</b>									
1300, 1500, 1600, 1700 Diesel (BW12) Exc. ,	1.86-10.95	633050 L 633049 R	333026 L 333025 R			633073 L 633072 R	333073 L 333072 R		
					1,3				1,9
<b>323, 323 C, 323 S ,  ( ,  ) (89-98) Exc. </b>									
(BG) Exc. Heightening Road Clearance	6.89- 8.94	633138 L 633137 R	333127 L 333126 R			633144 L 633143 R	333133 L 333132 R		
Heightening Road Clearance (BG)	6.89- 8.94	633138 L 633137 R	333127 L 333126 R			633089 L 633088 R	333098 L 333097 R		
1.8 i, 1.8 i-Turbo (BG 8 # F/ H) Exc. Hi-Power Engine (BG 83J)	6.89- 8.94	633114 L 633113 R	333088 L 333087 R			633108 L 633107 R	333082 L 333081 R		
(BG 83J) 1.8 i-Turbo GT-R (Hi-Power Engine)	92- 8.94					633108 L 633107 R	333082 L 333081 R		
(BA) 1.3, 1.5, 1.8, 1.7 TD, 2.0 D	9.94- 5.98		333179 L 333178 R				333181 L 333180 R		

Mazda



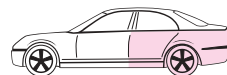
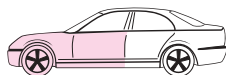
MODEL FAHRZEUG MODELE	YEAR JAHR ANNEE	FRONT/VORNE/AVANT			REAR/HINTEN/ARRIERE		
		PREMIUM Oil	EXCEL-G* Twin-tube Gas	GAS-A-JUST Mono-tube Gas	PREMIUM Oil	EXCEL-G* Twin-tube Gas	GAS-A-JUST Mono-tube Gas
<b>Mazda (J)</b>							
<b>323, 323 C, 323 S (3, 4) (89-98) Exc. ⚡</b>							
⊕ ABS 1.3,1.5,1.8,1.7 TD,2.0 D (BA) →151007	9.94- 95		333183 L <sup>1)</sup> 333182 R <sup>2)</sup>			333185 L <sup>3)</sup> 333184 R <sup>4)</sup>	
⊕ ABS 1.3,1.5,1.8,1.7 TD,2.0 D (BA) 151007→	95- 5.98		333179 L 333178 R			333181 L 333180 R	
<b>323 F (5) (89-)</b>							
(BG) Exc. Heightening Road Clearance	6.89- 8.94		333131 L 333130 R 			633144 L 633143 R 333133 L 333132 R 	
⊕ Heightening Road Clearance (BG)			333131 L 333130 R			633089 L 633088 R 333098 L 333097 R	
⊖ ABS (BA) 1.5, 1.8	9.94- 5.98		333179 L 333178 R			333181 L 333180 R	
⊕ ABS 1.5, 1.8 (BA) →151007	9.94- 95		333183 L <sup>1)</sup> 333182 R <sup>2)</sup>			333185 L <sup>3)</sup> 333184 R <sup>4)</sup>	
⊕ ABS 1.5, 1.8 (BA) 151007→	95- 5.98		333179 L 333178 R			333181 L 333180 R	
⊖ ABS 2.0 (BA)	9.94- 5.98		334118 L 334117 R			334120 L 334119 R	
⊕ ABS 2.0 (BA) →151007	9.94- 95		334122 L <sup>5)</sup> 334121 R <sup>6)</sup>			334124 L <sup>7)</sup> 334123 R <sup>8)</sup>	
⊕ ABS 2.0 (BA) 151007→	95- 5.98		334118 L 334117 R			334120 L 334119 R	
1.3, 1.5, 1.8, 2.0 D, 2.0 TD (BJ) Incl. ⊕ ABS	98-11.00		333275 L 333274 R			333277 L 333276 R	
1.3, 1.5, 1.8, 2.0 D, 2.0 TD (BJ) Incl. ⊕ ABS BJ1###400001→	12.00-		333351 L 333350 R			333277 L 333276 R	
1)  = BC1D 34 900/900A, BC1F 34 900 2)  = BC1D 34 700/700A, BC1F 34 700 3)  = BC1D 28 900/900A/B/C, BC1F 28 900A/B 4)  = BC1D 28 700/700A/B/C, BC1F 28 700A/B 5)  = B01C 34 900 6)  = B01C 34 700 7)  = B01C 28 900/A/B 8)  = B01C 28 700/A/B							

Mazda

\*Excel-G is a new name of SUPER  
 Excel-G ist der neue Name für SUPER  
 Excel-G est le nom nouveau pour SUPER

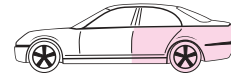
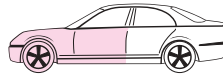






MODEL FAHRZEUG MODELE	YEAR JAHR ANNEE	FRONT/VORNE/AVANT				REAR/HINTEN/ARRIERE			
		PREMIUM Oil	EXCEL-G* Twin-tube Gas	GAS-A-JUST Mono-tube Gas		PREMIUM Oil	EXCEL-G* Twin-tube Gas	GAS-A-JUST Mono-tube Gas	
<b>Mazda (J)</b>									
<b>323 P  (3) (98-)</b>									
1.3, 1.5, 2.0 D Incl.	(BA)	5.98- 00		333179 L 333178 R				333181 L 333180 R	
<b>323 S  (4) (98-)</b>									
1.3, 1.5, 1.8, 2.0 D, 2.0 TD Incl.	(BJ)	5.98-11.00		333275 L 333274 R				333277 L 333276 R	
1.3, 1.5, 1.8, 2.0 D, 2.0 TD Incl. BJ1####400001→	(BJ)	12.00-		333351 L 333350 R				333277 L 333276 R	
<b>626, Montrose    Exc. </b>									
1600, 1800, 2000 (CB2NS/ VS/ MS)		10.78- 8.82	663019	363022				553027	
1600, 1800, 2000	(GC)	9.82- 6.85	633029 L 633028 R	333029 L 333028 R			633041	333027	
						1,3			2,1
1600, 1800, 2000	(GC)	7.85- 5.87	633070 L 633069 R	333056 L 333055 R			633041	333027	
						1,3			2,1
1800, 2000, 2000 Diesel, 2200 Exc.	(GD)	6.87- 92	634025 L 634024 R	334035 L 334034 R			634026	334036	
						1,3			2,1
 2200	(GD)	8.89- 92	634031 L 634030 R	334040 L 334039 R			634033 L 634032 R	334042 L 334041 R	
						1,3			2,1
 2000	(GD)	6.87- 92							
Exc. 1800, 2000, 2000 Diesel 271863→	(GE 1)	8.91- 93	634045 L 634044 R	334083 L 334082 R			634046	334084	
Exc. 1800, 2000, 2000 Diesel 271863→	(GE 1)	93- 97	634045 L 634044 R	334083 L 334082 R			634080	334157	
 1800, 2000, 2000 Diesel 280356→	(GE 1)	93- 97	634052 L 634051 R	334090 L 334089 R			634080	334157	
Exc. 2500	(GE 1)	8.91- 97	634045 L 634044 R	334083 L 334082 R			634046	334084	

Mazda

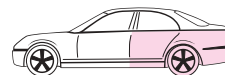
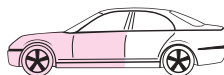


MODEL FAHRZEUG MODELE	YEAR JAHR ANNEE	FRONT/VORNE/AVANT			REAR/HINTEN/ARRIERE		
		PREMIUM Oil	EXCEL-G* Twin-tube Gas	GAS-A-JUST Mono-tube Gas	PREMIUM Oil	EXCEL-G* Twin-tube Gas	GAS-A-JUST Mono-tube Gas
<b>Mazda (J)</b>							
<b>626, Montrose</b> <b>Exc.</b>							
(2WD)  Exc.  (GE 7) 2500	9.91- 97	634045 L 634044 R	334083 L 334082 R		634047	334085	
(4WD)  Exc.  (GE 8) 2000	9.91- 97	634052 L 634051 R	334090 L 334089 R		634049 L 634048 R	334087 L 334086 R	
(2WD) 1.9, 2.0, 2.0 HP, 2.0 TD (GF 1) 	97-		334198 L <sup>1)</sup> 334197 R <sup>1)</sup>			334202 L <sup>3)</sup> 334201 R <sup>3)</sup>	
(2WD) 1.9, 2.0, 2.0 HP, 2.0 TD (Exc. Self Leveling) 	97-		334200 L <sup>2)</sup> 334199 R <sup>2)</sup>			334202 L <sup>3)</sup> 334201 R <sup>3)</sup>	
1) 334197 : O.E. = GE4T-34-700/-700A 2) 334199 : O.E. = GE4V-34-700/700A 3) 334201 : O.E. = GE4V-28-700/700A O.E. = GE4T-28-700/700A				334198 : O.E. = GE4T-34-900/-900A 334200 : O.E. = GE4V-34-900/-900A 334202 : O.E. = GE4V-28-900/-900A O.E. = GE4T-28-900/-900A			
<b>626</b> <b>Exc.</b>							
(2WD)  (GV1) 	88- 97	634025 L 634024 R	334035 L 334034 R		635002	335002	
(4WD)  (GV8) 	10.89- 97	634031 L 634030 R	334040 L 334039 R		635004 L 635003 R	335004 L 335003 R	
(2WD) 1.9, 2.0, 2.0 HP, 2.0 TD (GW 1) 	97-		334198 L <sup>4)</sup> 334197 R <sup>4)</sup>			335029 L <sup>6)</sup> 335028 R <sup>6)</sup>	
(2WD) 1.9, 2.0, 2.0 HP, 2.0 TD (Exc. Self Leveling) 	97-		334200 L <sup>5)</sup> 334199 R <sup>5)</sup>			335027 L <sup>7)</sup> 335026 R <sup>7)</sup> 335029 L <sup>7)</sup> 335028 R <sup>7)</sup>	
4) 334197 : O.E. = GF3H-34-700/-700A 5) 334199 : O.E. = GF3J-34-700/700A 6) 335028 : O.E. = GF3H-28-700/700A 7) 335026 : O.E. = GF3J-28-700/700A				334198 : O.E. = GF3H-34-900/-900A 334200 : O.E. = GF3J-34-900/-900A 335029 : O.E. = GF3H-28-900/-900A 335027 : O.E. = GF3J-28-900/-900A			
<b>929 L, 929</b>							
2000 (LA 2 V, 3 V, 33 W)	8.72- 78	663021▼	363019▼				553045▼
2000 (LA 4 MV)	78-10.81	665016▼	365014▼				553045▼
2000 (LA 4 SV)	11.81- 83	665016▼	365014▼				553045▼

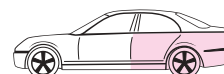
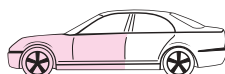
Mazda

\*Excel-G is a new name of SUPER  
Excel-G ist der neue Name für SUPER  
Excel-G est le nom nouveau pour SUPER



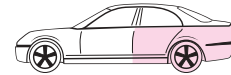
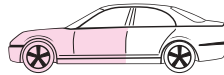


MODEL FAHRZEUG MODELE	YEAR JAHR ANNEE	FRONT/VORNE/AVANT				REAR/HINTEN/ARRIERE			
		PREMIUM Oil	EXCEL-G* Twin-tube Gas	GAS-A-JUST Mono-tube Gas		PREMIUM Oil	EXCEL-G* Twin-tube Gas	GAS-A-JUST Mono-tube Gas	
<b>Mazda (J)</b>									
<b>Demio</b>									
(DW) Incl. High Power Exclusive Incl.  ABS	8.98-12.99		333267 L 333266 R				341252 		
(DW) Incl. High Power Exclusive Incl.  ABS	1.00-		333267 L 333266 R				341323 		
<b>Familia Presto  , Rotary Coupé </b>									
1000, 1300 (SPC, STB, SPVC, STBV) (M 10C, FA3T series)	2.72- 2.76		363008			443081		553039	
<b>Luce, 929 L, 929  Exc. </b>									
1800, 2000, 2200 Diesel (HBPH 8, HBPS 2, HBSHE) 	8.81- 9.86	634004 L 634003 R	334032 L 334031 R		 1,5		343124	553046	 0,9
2000, 2000 Turbo (EG i type) (HBSN 2, HBSHE) 	8.81- 9.86	634004 L 634003 R	334032 L 334031 R		 1,5		341040 		 0,9
2200 i (HC12) 2000 i (HC12) Exc.	12.86- 91 3.87- 91								
3000 L V 6 Exc.	12.86- 91								
<b>Mazda 2 </b>									
(DY)	1.03-							553308	
<b>Mazda 6 </b>									
(GG/GY) Exc. , Self Leveling, Heightening Road Clearance	6.02- 5.03		341315 L 341314 R				344363		
(GG/GY) Exc. , Self Leveling, Heightening Road Clearance	6.03-						344363		
(GG/GY) Heightening Road Clearance Exc. , Self Leveling	6.02-		341333 L 341332 R				344363		
(GY) Exc. , Self Leveling	8.02-		341333 L 341332 R						



MODEL FAHRZEUG MODELE	YEAR JAHR ANNEE	FRONT/VORNE/AVANT				REAR/HINTEN/ARRIERE			
		PREMIUM Oil	EXCEL-G* Twin-tube Gas	GAS-A-JUST Mono-tube Gas		PREMIUM Oil	EXCEL-G* Twin-tube Gas	GAS-A-JUST Mono-tube Gas	
<b>Mazda (J)</b>									
<b>MPV</b>									
(LV52) 3.0	93- 99	635010 L 635009 R				445028			
(LV12) 2.5TD,3.0	93- 99	635010 L 635009 R				445028			
(LW)	99-		334283 L 334282 R				345024		
<b>MX-3</b>									
1.6-16V, 1.9-V6 Incl.	(EC) 91-		333251 L 333250 R				333253 L 333252 R		
<b>MX-5</b>									
1600, 1900 Incl.	(NA) 9.89- 98		341143				341127		
1.6-16V, 1.9-16V Incl. , Sport sus. Exc. Limited edition	(NB) 5.98-		341253				341254		
Limited edition 1.6-16V, 1.9-16V Incl.	(NB) 5.98-		O.E.=NC12-34-700C/D				O.E.=NC12-28-700C/D		
<b>MX-6</b>									
(GE 1) 2000, 2500	7.91- 97	634045 L 634044 R	334083 L 334082 R			634046	334084		
(GE 7) 2500	7.91- 97	634045 L 634044 R	334083 L 334082 R			634047	334085		
<b>Premacy</b>									
1.9, 2.0 TD	(CP) 7.99-		333269 L 333268 R				334260 L 334259 R		
<b>Savanna 808 (RX 3), 818</b>									
 (S 124 A)	9.71- 3.78	663017	363009			443084		552007	
 (S 124 W)	9.71- 3.78	663017	363009			443083	343065		

\*Excel-G is a new name of SUPER  
Excel-G ist der neue Name für SUPER  
Excel-G est le nom nouveau pour SUPER

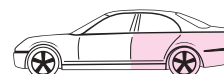
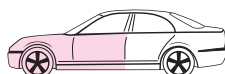


MODEL FAHRZEUG MODELE	YEAR JAHR ANNEE	FRONT/VORNE/AVANT				REAR/HINTEN/ARRIERE			
		PREMIUM Oil	EXCEL-G* Twin-tube Gas	GAS-A-JUST Mono-tube Gas		PREMIUM Oil	EXCEL-G* Twin-tube Gas	GAS-A-JUST Mono-tube Gas	
<b>Mazda (J)</b>									
<b>Savanna RX 7</b>									
Rotary Coupé (SA 22C)	4.78-11.80		363003				343064	553043	
Rotary Coupé (SA 22C)	12.80-10.85		363010				343064	553043	
Exc.	(FC) 85- 92		334130 L 334129 R					551059	
Exc.	(FD) 92-		341169 L 341168 R				341170		
<b>Tribute</b>									
	01-		334334 L 334333 R				344356		
<b>Xedos 6</b>									
	(CA) 92- 99		334280 L 334279 R				334281		
<b>Xedos 9</b>									
	(TA) 7.93- 00						341259		
<b>Mazda Commercial (J)</b>									
<b>E Series/Bongo</b>									
Truck E 2000, 2300, 2500 (EVA, EVB, EVC, EXA, EXB, AEX)	64- 7.71	444062				444066			
Bongo (FSA, FPA)	66- 77	443085		553085				553094	
Bongo (BA 2 series) Exc. Short Box	77- 2.80	443157				443089			

Mazda



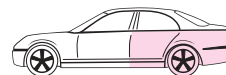
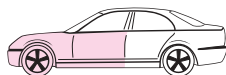
\*Excel-G is a new name of SUPER  
Excel-G ist der neue Name für SUPER  
Excel-G est le nom nouveau pour SUPER



MODEL FAHRZEUG MODELE	YEAR JAHR ANNEE	FRONT/VORNE/AVANT				REAR/HINTEN/ARRIERE			
		PREMIUM Oil	EXCEL-G* Twin-tube Gas	GAS-A-JUST Mono-tube Gas		PREMIUM Oil	EXCEL-G* Twin-tube Gas	GAS-A-JUST Mono-tube Gas	
<b>Mazda Commercial (J)</b>									
<b>E Series/Bongo</b>									
 E1400, E1800	84- 4.97	443215	343215			443179	343214	553120	
					0,6				0,4
 E2000, E2200 	84- 4.97	443215	343215			443179	343214	553120	
					0,6	☐ = S083 28 700, S280 28 700			0,4
 E 2000, E 2200 	84- 4.97	443215	343215			443285		553193	
					0,6	☐ = S085 28 700			0,4
 E2000, E2200	84- 4.97	444144	344278			443179	343214	553120	
 E2000, E2200	3.97- 99	443215	343215			443179	343214	553120	
 E2000, E2200 	3.97- 99	443215	343215						
 E2000, E2200 	3.97- 99	443215	343215						
 E2000, E2200	3.97- 99	444144	344278			443179	343214	553120	
 E2000, E2200 	3.97- 99	444144	344278						
 E2000, E2200 	3.97- 99	444144	344278						
<b>Pick Up </b>									
800, 1000, 1200 (SSA, BSA 55, SPA, BP, BTA)	63- 73	443085		553085		443081	343066	553039	
1300 (FA2 T)	12.75- 80	443085		553085		443081	343066	553039	
<b>Proceed/B Series </b>									
Proceed 1500 (BUD 61)	65- 71	443085		553085		443081	343066		
Proceed 1600 (BNA 61)	71- 76	443110▼				443081	343066		

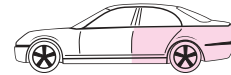
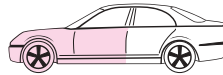
\*Excel-G is a new name of SUPER  
Excel-G ist der neue Name für SUPER  
Excel-G est le nom nouveau pour SUPER





MODEL FAHRZEUG MODELE	YEAR JAHR ANNEE	FRONT/VORNE/AVANT				REAR/HINTEN/ARRIERE			
		PREMIUM Oil	EXCEL-G* Twin-tube Gas	GAS-A-JUST Mono-tube Gas		PREMIUM Oil	EXCEL-G* Twin-tube Gas	GAS-A-JUST Mono-tube Gas	
<b>Mazda Commercial (J)</b>									
<b>Proceed/B Series</b>									
Proceed 1300, 1800 (BTA 67, PE 2 V 6)	72-	443086		553086		443081	343066		
 B 1600, B 2000, B 2200, B 2600	1.85- 96	443216		553171		443259	343252	553209	
 B 1600, B 2000, B 2200, B 2600	1.85- 96	444135		554100		444136		554101	
 B 2200, B 2500, B 2600	3.96-	443216	343324	553171		443259	343252	553209	
 B 2200, B 2500, B 2600	3.96-	444135	344305	554100		444136	344304	554101	
<b>T Series</b>									
Titan FV, FX, EX, EV (TA 2, 3 series)	8.71-	444062				444066			
Titan Cabin (TA 2 series)	77-	444062				444025		553058	
<b>Mercedes Benz (D)</b>									
<b>190 Series (201)</b>									
190, 190 E, 190 D Exc. 190 E 2.3-16, 2.5-16, Sport sus.	12.82- 93		334017 324007 		 1,8			553177 243032	 1,2
190E 2.3-16V 190E 2.5-16V	9.83- 89 9.88- 5.93		324007 		 1,8		OE =		
Sport sus. Exc. 190 E 2.3-16V, 2.5-16V	12.82- 93		324007 		 1,8			243032	 1,2
<b>A-Class (W168)</b>									
A 140 A 160 A 190 A 160TD A 170TD Incl.  Sport sus.	9.97-		333944					551921	

Mercedes



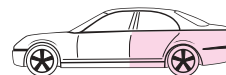
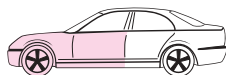
MODEL FAHRZEUG MODELE	YEAR JAHR ANNEE	FRONT/VORNE/AVANT				REAR/HINTEN/ARRIERE			
		PREMIUM Oil	EXCEL-G* Twin-tube Gas	GAS-A-JUST Mono-tube Gas		PREMIUM Oil	EXCEL-G* Twin-tube Gas	GAS-A-JUST Mono-tube Gas	
<b>Mercedes Benz (D)</b>									
<b>C-Class (W202/T202)</b>									
C 180, C 200, C 220, C 280, C 200 D, C 220 D, C 250 D Exc. Esprit, Sport sus.	6.93- 5.00			553183				553185	
					1,5			Exc.	1,4
Esprit,  Sport sus. C 180, C 200, C 220, C 280, C 200 D, C 220 D, C 250 D	6.93- 5.00			553184				553186	
					1,5			Exc.	1,4
C 180, C 200, C 230, C 240, C 280 C 200 D/CDi, C 220 D/CDi, C 250 TD Incl. Sport sus., Esprit	96- 3.01			553184				553185	
					1,5			Exc.	1,4
<b>C-Class (W203/T203)</b>									
(W203)	5.00-		335920					553306	
									1,4
(T203) Exc.	1.01-		335920					553306	
									1,4
<b>CLK </b>									
CLK 200, CLK 200K CLK 230K, CLK 320 CLK 430 Exc. Sport sus,	(208) 6.97-			553236				553238	
									1,4
Sport sus CLK 200, CLK 200K CLK 230K, CLK 320K CLK 430 Exc. Sport sus,	(208) 6.97-			553236					
									1,4
Sport sus CLK 200, CLK 200K CLK 230K, CLK 320 CLK 430	(208) 6.97-			553237				553238	
									1,4
<b>E Series (124), E-Class (124)</b>									
200, 200E, 230E, 260E, 300E, 320E, 400E, 200D, 250D, 250 Turbo D, 300D, 300D-Turbo Exc. 4-Matic (4WD), Sport sus.	85- 93		334017 324007					553178	
			SM1101		1,8			<u>243032</u> Exc.	1,2
230CE, 300CE, 320CE Exc. Sport sus.	87- 93		334017 324007					553178	
			SM1101		1,8			<u>243032</u> Exc.	1,2
200T, 230TE, 280TE, 300TE, 320TE, 200TD, 250TD, 300TD-Turbo Exc. Sport Sus., 4-Matic (4WD)	85- 93		334017 324007				OE =		
			SM1101		1,8				

Mercedes

\*Excel-G is a new name of SUPER  
Excel-G ist der neue Name für SUPER  
Excel-G est le nom nouveau pour SUPER





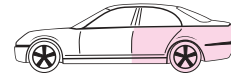
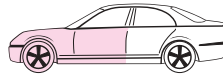


MODEL FAHRZEUG MODELE	YEAR JAHR ANNEE	FRONT/VORNE/AVANT				REAR/HINTEN/ARRIERE			
		PREMIUM Oil	EXCEL-G* Twin-tube Gas	GAS-A-JUST Mono-tube Gas		PREMIUM Oil	EXCEL-G* Twin-tube Gas	GAS-A-JUST Mono-tube Gas	
<b>Mercedes Benz (D)</b>									
<b>E Series (124), E-Class (124)</b>									
E200, E220, E280, E320, E420, E200D, E250D, E250D-Turbo, E300D, E300D-Turbo Exc. 4-Matic (4WD), Sport sus.	93- 95		334017 324007 		 1,8			553178 243032 Exc.	 1,2
E220C, E320C Exc. Sport sus.	93- 95		334017 324007 		 1,8			553178 243032 Exc.	 1,2
E200T, E220T, E280T, E320T, E250TD, E300TD, E300TD-Turbo Exc. Sport sus., 4-Matic (4WD)	93- 95		334017 324007 		 1,8		OE =		
Sport sus.  Exc. 4-Matic (4WD)	85- 95 87- 95		324007 		 1,8			243032 Exc.	 1,2
Sport sus.  Exc. 4-Matic (4WD)	85- 95		324007 		 1,8		OE =		
<b>E-Class (210)</b>									
E200, E230, E240, E280, E320, E420, E430 E 220 D, E 250 D, E 290 TD, E 300 D Exc. Avantgarde, Sport sus.	7.95- 2.02			553197	 1,0			553198 Exc.	 1,3
Avantgarde, Sport sus. E200, E230, E240, E280, E320, E420, E430 E 220 D, E 250 D, E 290 TD, E 300 D	7.95- 2.02			553199	 1,0			553200 Exc.	 1,3
E200, E230, E240, E280, E320, E420, E430 E 220 CDi, E 290 TD, E 300 TD Exc. Avantgarde, Sport sus.	96-			553197	 1,0		OE =		
Avantgarde, Sport sus. E200, E230, E240, E280, E320, E420, E430 E 220 CDi, E 290 TD, E 300 TD	96-			553184	 1,0		OE =		
<b>G-Class (-8.93)</b>									
200GE (460)	85- 90	445029			 0.8	445033			 1.1
230G (460.2)	2.79- 90								
230GE (460.21/23/24)	2.79- 90								
230GE (460.220/221/228)	2.79- 90								
240GD (460.31/320/33/34)	2.79- 90								
250GD (460.31/328/33)	85- 90								
280GE (460)	2.79- 90								
300GD (460.31/322/33/34)	2.79- 90								

Mercedes

\*Excel-G is a new name of SUPER  
Excel-G ist der neue Name für SUPER  
Excel-G est le nom nouveau pour SUPER

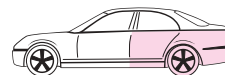
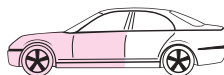




MODEL FAHRZEUG MODELE	YEAR JAHR ANNEE	FRONT/VORNE/AVANT			⊕ ⊖ Ⓣ	REAR/HINTEN/ARRIERE			⊕ ⊖ Ⓣ
		PREMIUM Oil	EXCEL-G* Twin-tube Gas	GAS-A-JUST Mono-tube Gas		PREMIUM Oil	EXCEL-G* Twin-tube Gas	GAS-A-JUST Mono-tube Gas	
<b>Mercedes Benz (D)</b>									
<b>G-Class (-8.93)</b>									
200GE (463.200/220/221)	90- 8.93	445030			⊕ ⊖ Ⓣ	445033			⊕ ⊖ Ⓣ
230GE (463)	90- 8.93				0.8				1,1
250GD (463.304/324/325)	90- 8.93								
250GD-TD (463)	9.91- 8.93								
290GD (463)	92- 8.93								
300GD (463.307/327/328)	90- 8.93								
300GE (463.207/227/228)	90- 8.93								
300GD-TD (463.300/320/321)	9.92- 8.93								
500GE (463.228)	92- 8.93								
Exc.									
⊕		445032			⊕ ⊖ Ⓣ	445034			⊕ ⊖ Ⓣ
200GE (463.200/220/221)	90- 8.93				0.8				1,1
230GE (463)	90- 8.93								
250GD (463.304/324/325)	90- 8.93								
250GD-TD (463)	9.91- 8.93								
290GD (463)	92- 8.93								
300GD (463.307/327/328)	90- 8.93								
300GE (463.207/227/228)	90- 8.93								
300GD-TD (463.300/320/321)	9.92- 8.93								
500GE (463.228)	92- 8.93								
230GE (406.229)	2.79- 90	445031			⊕ ⊖ Ⓣ	445034			⊕ ⊖ Ⓣ
240GD (460.321)	2.79- 90				0.8				1,1
250GD (460.329)	85- 90								
250GD (461.40)	90- 8.93								
300GD (460.323/325)	2.79- 90								
<b>G-Class (9.93-)</b>									
G230 (461.227)	9.93-	445031			⊕ ⊖ Ⓣ	445034			⊕ ⊖ Ⓣ
G290D (461.329)	9.93-				0.8				1,1
G230 (463.224/225)	9.93-	445030			⊕ ⊖ Ⓣ	445033			⊕ ⊖ Ⓣ
G230 Cabrio (463.204)	9.93-				0.8				1,1
G290D (461.328)	9.93-								
G290D (461.337/338/341)	9.93-								
G300 (463.207/227/228)	9.93-								
G300D (463.307/327/328)	9.93-								
G300TD (463)	10.96-								
G320 (463.230/231)	94-								
G350TD (463.300/320/321)	9.93-								
G500 (463.228)	9.93-								
Exc.									
⊕		445032			⊕ ⊖ Ⓣ	445034			⊕ ⊖ Ⓣ
G230 (463.224/225)	9.93-				0.8				1,1
G230 Cabrio (463.204)	9.93-								
G290D (461.328)	9.93-								
G290D (461.337/338/341)	9.93-								
G300 (463.207/227/228)	9.93-								
G300D (463.307/327/328)	9.93-								
G300TD (463)	10.96-								
G320 (463.230/231)	94-								
G350TD (463.300/320/321)	9.93-								
G500 (463.228)	9.93-								
G290D (461.323/367/368)	9.93-	445032			⊕ ⊖ Ⓣ	445034			⊕ ⊖ Ⓣ
					0.8				1,1

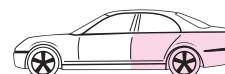
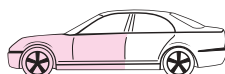
\*Excel-G is a new name of SUPER  
 Excel-G ist der neue Name für SUPER  
 Excel-G est le nom nouveau pour SUPER





MODEL FAHRZEUG MODELE	YEAR JAHR ANNEE	FRONT/VORNE/AVANT				REAR/HINTEN/ARRIERE			
		PREMIUM Oil	EXCEL-G* Twin-tube Gas	GAS-A-JUST Mono-tube Gas		PREMIUM Oil	EXCEL-G* Twin-tube Gas	GAS-A-JUST Mono-tube Gas	
<b>Mercedes Benz (D)</b>									
<b>Passenger Cars (W-series)</b>									
220 b, 220 Sb (W 111)	60- 65		341001	551016	$\frac{\perp}{\otimes}$		344001	554003	$\frac{\perp}{\circ}$
220 SEb / Coupé & Cabrio (W 110)	60- 65				0,8				1,2
190 c, 190 Dc (W 110)	62- 65								
230, 230 S (W 110)	65- 67								
200, 200D (W 110)	65- 67								
300 SEb (W 109)	65- 72			551016	$\frac{\perp}{\otimes}$			554003	$\frac{\perp}{\circ}$
300 SE (W 109)	65- 72				0,8				1,2
230 SL, 250 SL (W 113)	63- 72								
280 SL (W 113)	68- 72								
250 S, 250 SE Coupé & Cabrio (W 110)	65- 68								
200,200D,220,220D,230 (W 115)	68- 76	441021	341002	551017	$\frac{\perp}{\otimes}$	444034	344002	554004	$\frac{\perp}{\oplus}$
250, 250 C, 250 CE (W 114)	71- 76				0,8				0,8
280, 280 C, 280 CE, 280 E (W 114)	71- 76								
230/4, 240 D, 240 D/3.0 (W 114)	73- 76								
280 SL, 280 SLC (W 107)	74- 81			551017	$\frac{\perp}{\otimes}$			554004	$\frac{\perp}{\oplus}$
350 SL, 350 SLC (W 107)	10.71- 81				0,9				1,5
350 SL 4.5, 350 SLC 4.5 (W 107)	72- 2.73								
450 SL, 450 SLC (W 107)	74- 81								
(123)	76-12.84			551018	$\frac{\perp}{\otimes}$			554004	$\frac{\perp}{\oplus}$
200, 200 D, 220 D, 230, 230 C, 240 D (123)	76-12.84				0,8				1,2
250, 280, 280 C, 280 CE, 280 E, 300 D (123)	76-12.84								
(123)	10.77- 85			551018	$\frac{\perp}{\otimes}$		OE =		
230 T, 250 T, 280 TE, 240 TD, 300 TD (123)	10.77- 85				0,8				
<b>S Series</b>									
(W108)	68- 8.72			551016	$\frac{\perp}{\otimes}$			554003	$\frac{\perp}{\circ}$
250 S, 280 S, 280 SE, 280 SEL (W108)	68- 8.72				0,8				1,2
(W 116)	9.72- 80			551018	$\frac{\perp}{\otimes}$			554004	$\frac{\perp}{\oplus}$
280S, 280SE, 280SEL, 350SE (W 116)	9.72- 80				0,8				1,2
450 SE, 450 SEL, 450 SEL 6.9 (W 116)	3.73- 80								
(W 126)	80- 91			551018	$\frac{\perp}{\otimes}$		344002	554004	$\frac{\perp}{\oplus}$
280 S, 280 SE, 280 SEL, (W 126)	80- 91				1,0		Exc.		1,2
380 SE, 380 SEL, 500 SE, 500 SEL (W 126)	80- 91								
(W 126)	9.81-			551017	$\frac{\perp}{\otimes}$			554004	$\frac{\perp}{\oplus}$
380 SEC, 500 SEC (W 126)	9.81-								
<b>SLK </b>									
SLK 200, SLK 200K (170)	96-			553237	$\frac{\perp}{\oplus}$			553245	$\frac{\perp}{\oplus}$
SLK 230 (170)	96-								
<b>V-Class </b>									
(638)	9.96-		$\diamond$ 334620				343305		$\frac{\perp}{\oplus}$
Exc.   (638)	9.96-								

Mercedes

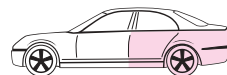
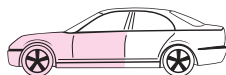


MODEL FAHRZEUG MODELE	YEAR JAHR ANNEE	FRONT/VORNE/AVANT				REAR/HINTEN/ARRIERE			
		PREMIUM Oil	EXCEL-G* Twin-tube Gas	GAS-A-JUST Mono-tube Gas		PREMIUM Oil	EXCEL-G* Twin-tube Gas	GAS-A-JUST Mono-tube Gas	
<b>Mercedes Benz Commercial (D)</b>									
<b>200,300,400 Series</b>									
L206D,L206DG,L207 L306D, L306DG, L307	(605) (606)	443168				443169			
L208,L210 L207D,L208D,L209D,L210D L308,L310 L307D,L308D,L309D,L310D	(601) (601) (602) (602)	443170				441081			
L319B,L319D L405, L406, L406D,L408, L409	(309) (309)	445014				445014			
L406D	(310)	444154				444154			
L408D	(611)	444154				444154			
L406DG (309.100-103/111-116/124-126) L407D (309.100-103/111-116/124-126) LK 406DG,LK407D (309.140/141/144)		444147				444147			
L408G,L409,L410 (309.000-026) L408DG (309.300-303/311-316/324-326) LF408G (309.054/055) LK408G,LK409,LK410 (309.040/041/044) LKO406DG,LKO407D (309.130-135) LKO408G,LKO409 (309.030-035)		444146				444146			
LF408G,LF409,LF410 (309.050) 005094 → 148036		444146				444146			
LF408G,LF409,LF410 (309.050) 148037 → 526086		444146				444147			
LF408G,LF409,LF410 (309.050) 526087→		444146				444146			
LF408G,LF409,LF410 (309.056/059) 148037→ 185439		444146				444147			
LF408G,LF409,LF410 (309.056/059) 185440→ 275292		444146				444146			
LF408G,LF409,LF410 (309.056/059) 275293→ 526086		444147				444147			

Mercedes

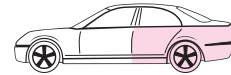
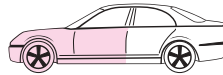
\*Excel-G is a new name of SUPER  
Excel-G ist der neue Name für SUPER  
Excel-G est le nom nouveau pour SUPER





MODEL FAHRZEUG MODELE	YEAR JAHR ANNEE	FRONT/VORNE/AVANT				REAR/HINTEN/ARRIERE			
		PREMIUM Oil	EXCEL-G* Twin-tube Gas	GAS-A-JUST Mono-tube Gas		PREMIUM Oil	EXCEL-G* Twin-tube Gas	GAS-A-JUST Mono-tube Gas	
<b>Mercedes Benz Commercial (D)</b>									
<b>500,600,700,800 Series</b>									
L508D,L508DG (310) L613 (310)		444154				444154			
LT608D (310,100)		444146							
L508D (309.400-405/411-416/424-427/429) L508DG (309.400-405/411-416/424-427/429) LF508D (310.350) LK508D (309.440-442/444/445) LKO508DG (309.430-433/435) L608D (310.000-305/311-316/324-327/329) L608D (310.400-405/424-427/429) LF608D (310.350) LK608D (310.340-345/440-445) L613D (313)		444146				444146			
507D (667.301/302/341/342/361/362) 508D (667.301/302) 510 (667.001/002/061/062)		444145 <sup>1)</sup>							
512D (667.321-323/351-353) 609D (668.001-003/041/042/061-063) 709D (669.001-003/041/042/061-063) 711D (669.302/303/362/363) 809D (670.001-003/041/042/061-063) 811D (670.302/303/362/363) 814D (670.312/313/364-366)		444145							
614D		444145							
1)  Lmax = 633 mm									
<b>500,600,700,800 Series</b>									
LP608,LP709 (314.051-053/055-060) LPS608,LPS709 (314.063) LPK608,LPK709 (314.072) LPKF608,LPKF709 (314.081-083) LPKO608,LPKO709 (314.077) LPO608,LPO709 (314.085-087)						444154			
808L,LPK,LPKF,LPO (316) 809LP,LPK,LPKF,LPO (316)						444154			
<b>MB Series</b>									
MB100D (631)	84-	443272				444126			

Mercedes

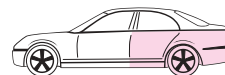
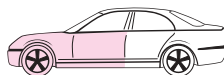


MODEL FAHRZEUG MODELE	YEAR JAHR ANNEE	FRONT/VORNE/AVANT			⌚	REAR/HINTEN/ARRIERE			⌚
		PREMIUM Oil	EXCEL-G* Twin-tube Gas	GAS-A-JUST Mono-tube Gas		PREMIUM Oil	EXCEL-G* Twin-tube Gas	GAS-A-JUST Mono-tube Gas	
<b>Mercedes Benz Commercial (D)</b>									
<b>MB Series</b>									
MB140, MB 160, MB180	(631)	84-	443273			⊖	444127		⊖
<b>O309,O310</b>									
O309B O309D	(309) (309)		444146 <sup>1)</sup>			⊖	444146 <sup>1)</sup>		⊖
O309D	(310, 313, 323)		444154			⊖	444154		⊖
O309D O310D	(602) (602)		443170			⊖	441081		⊖
1)  Lmax = 625 mm									
<b>O609,O611,O614</b>									
O609D,O611D,O614D	(672)		444145			⊖			
<b>Sprinter</b>									
208D (901.311/312/361/362/371/372) 208D (902.311/312/322/361/362/371/372) 212D (901.461/462/471/472) 212D (902.411/412/422/461/462/471/472) 214 (901.011/012/061/062/071/072) 214 (902.011/012/022/061/062/071/072) 308D(903.311-313/322/323/361-363/371-373) 312D(903.411-413/422/423/461-463/471-473) 314 (903.011-013/022/023/061-063/071-073) 313CDI 316CDI	2.95-		335915		⊕	441081	341339		⊖
408D 410 411D 412D (904.412/413/422/423/462/463) 414 (904.012/013/022/023/062/063) 416CDI	2.96-		335914		⊕	444262	344409		⊖
<b>Vito</b>									
 113 2.0 (638.014) 114 2.3 (638.034) 108D 2.3 (638.064) 110D 2.3 (638.074)  113 2.0 (638.114) 114 2.3 (638.134) 108D 2.3 (638.164) 110D 2.3 (638.174) Exc.	3.97- 3.97- 3.97- 3.97- 2.96- 12.96- 2.96- 2.96-		◇ 334620		⊕		343305		⊖

Mercedes

\*Excel-G is a new name of SUPER  
Excel-G ist der neue Name für SUPER  
Excel-G est le nom nouveau pour SUPER





MODEL FAHRZEUG MODELE	YEAR JAHR ANNEE	FRONT/VORNE/AVANT				REAR/HINTEN/ARRIERE			
		PREMIUM Oil	EXCEL-G* Twin-tube Gas	GAS-A-JUST Mono-tube Gas		PREMIUM Oil	EXCEL-G* Twin-tube Gas	GAS-A-JUST Mono-tube Gas	

### Mercedes Benz Commercial (D)

#### Vito

 108 Cdi 2.2 110 Cdi 2.2 112 Cdi 2.2 Exc.	3.99- 3.99- 3.99-						343305		
---	-------------------------	--	--	--	--	--	--------	--	--

### Mercury (US) ⇒ Ford (US)

--	--	--	--	--	--	--	--	--	--

### Mitsubishi (J)

#### Carisma

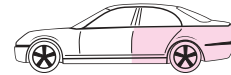
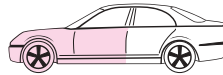
1.6, 1.9 TD Incl.  ABS Exc. 6B Model	5.95- 2.99		333222 L 333221 R				341204		
1.8 (85 kw, 103 kw), 1.8 GDI (92 kw) Incl.  ABS Exc. 6B Model	5.95- 2.99		334155 L 334154 R 				341204		
1.6, 1.8GDI, 1.9TD 	3.99- 6.00		334309 L 334308 R 				341204		
1.6, 1.8GDI, 1.9DI-D 	7.00-		334309 L 334308 R 				341204		

#### Colt - Mirage

1200, 1400 (A 150 series) Exc. Turbo	11.77- 84	665018	365027			443087	343176	553048	
1400 Turbo (A 152)	12.78- 84	665018	365027				343183	553112	

#### Colt

1200 (C 15A), 1500 (C 12A) 1600 Turbo (C 13A), 1800 Diesel (C 14A)	1.84-11.85	633040	333024 			442029	342014 OE = MB 242818	552017	
1200 (C 15A), 1500 (C 12A), 1600 Turbo (C 13A), 1800 Diesel (C 14A)	12.85- 5.86	633040	333024 			443250	343232 OE = MB 515097	553165	
1200 (C 15A), 1300 (C 11A) 1800 Diesel (C 14A)	6.86- 6.88	633059	333037 			443250	343232 OE = MB 515097	553165	



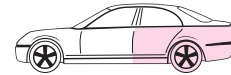
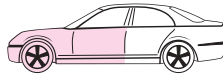
MODEL FAHRZEUG MODELE	YEAR JAHR ANNEE	FRONT/VORNE/AVANT				REAR/HINTEN/ARRIERE			
		PREMIUM Oil	EXCEL-G* Twin-tube Gas	GAS-A-JUST Mono-tube Gas		PREMIUM Oil	EXCEL-G* Twin-tube Gas	GAS-A-JUST Mono-tube Gas	
<b>Mitsubishi (J)</b>									
<b>Colt</b>									
1500 (C 12A) 1600 Turbo / ECI Turbo (C 13A) Exc. (S) (C 12A/13A *** PL 6)	6.86- 2.89	633059	333037			443250	343232 OE = MB 515097	553165	
					1,4				0,8
(S) 1500 (C 12A **JPL 6)	6.86- 5.87	633040	333024			443250	343232 OE = MB 515097	553165	
					1,4				0,8
(S) 1600 Turbo (C 13 AMNJPL 6)	6.86- 5.87	633040	333024			442029	342014 OE = MB 242818	552017	
					1,4				0,8
1300 (C 51A/V), 1500 (C 52A) 1800 Diesel (C 54A)	4.88-11.88	634029	334019			441079	341084		
					1,4				1,4
1300 (C 51A/V), 1500 (C 52A) 1600 GTi-16V (C 53A) 1800 GTi-16V (C 58A)	12.88- 92 4.88- 5.90 11.89- 92		334019				341084		
					1,4				1,4
(2WD) 1800 Diesel (C54A) Exc. High Ground Clearance sus.	12.88- 92		334019				341084 OE = MB631341,MB631342		
					1,4				1,4
(2WD) ⊕ High Ground Clearance sus. 1800 Diesel (C54A)	12.88- 92		334019				341071 OE = MB 584403		
					1,4				1,4
(2WD) 1300, 1600 (CA 1A, CA 4A) Exc. High Ground Clearance sus.	12.91- 96	633148 L 633147 R	333125 L 333124 R			441085	341140 OE = MB809270		
⊕ High Ground Clearance sus. (2WD) 1300, 1600 (CA 1A, CA 4A)	12.91- 96	633148 L 633147 R	333125 L 333124 R				341145 OE = MB891463		
(2WD) 1800 GTi (CA 5A)	12.91- 96		334073 L 334072 R			441085	341140		
(4WD) 1600(CC4A)	12.91- 96	633148 L 633147 R	333125 L 333124 R			441085	341140		
(2WD) 1300, 1500, 1600 (CJ1, CJ2, CJ4) Exc. High Ground Clearance sus.	96- 3.97		333225 L 333224 R				341140		
1300 (CJ1) Exc. High Ground Clearance sus.	4.97-		332113 L 332112 R				341140		
1600 (CJ4) Exc. High Ground Clearance sus.	4.97-		333319 L 333318 R				341140		
⊕ High Ground Clearance sus. (2WD) 1300, 1500, 1600 (CJ1, CJ2, CJ4)	96- 3.97						341145		

Mitsubishi

\*Excel-G is a new name of SUPER  
Excel-G ist der neue Name für SUPER  
Excel-G est le nom nouveau pour SUPER

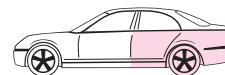
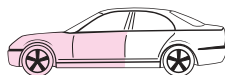






MODEL FAHRZEUG MODELE	YEAR JAHR ANNEE	FRONT/VORNE/AVANT				REAR/HINTEN/ARRIERE			
		PREMIUM Oil	EXCEL-G* Twin-tube Gas	GAS-A-JUST Mono-tube Gas		PREMIUM Oil	EXCEL-G* Twin-tube Gas	GAS-A-JUST Mono-tube Gas	
<b>Mitsubishi (J)</b>									
<b>Colt</b>									
⊕ High Ground Clearance sus.	4.97- 1300, 1600 (CJ1, CJ4)								
<b>Cordia &amp; Tredia</b>									
 1400, 1500, 1600, 1800 (A 210 series) Exc. Turbo	2.82- 87	634001	334001			443087	343176	553048	
					1,4				0,8
 1600 Turbo (A 212), 1800 Turbo (A 213)	2.82- 87	634001	334001				343183	553112	
					1,4				0,8
 Tredia 1800 (A 215 G), 2000 (A 217 G)	85- 87	634006	334033				343183	553112	
					1,4				0,8
<b>Eclipse</b>									
(D 21A, D 22A) 1800, 2000, 2000 Turbo Incl. ⊕ ABS	1.90- 3.94		334030				341114		
(D 27A) 2000 Incl. ⊕ ABS	4.91- 3.94		334030				341121		
 2000 (D 32A)	8.95-		341163				341165		
<b>Galant, Sapporo (Lambda), Sigma</b>									
1600, 2000, 2600 (A 120, 130 series)	5.76- 5.80		365004					553053	
					2,6				0,8
1600, 1800, 2000 (A 161, 162, 163)	6.80- 7.84	665039	365028				343057	553078	
					2,6				0,8
2000 Royal (A 164) Exc. Turbo 2600 (A 166)	6.80- 7.83	665040	365029			665041	365020		
					2,6				
2000 Turbo (Lambda) (A 164)	11.80- 8.83		365029						
					2,6				
2300 Turbo Diesel (A 167)	6.80- 8.83	665040	365029				343057	553078	
					2,6				0,8
1600 Exc.	(E11A) 8.83- 87	634005	334002			441053	341054	551036	
					1,4				1,4
1800 Turbo Diesel 2000, 2000 Turbo 2400 Exc. ⊕ ABS,	(E14A) (E15A) (E16A) 8.83- 87	634007	334003			441053	341054	551036	
					1,4				1,4

\*Excel-G is a new name of SUPER  
Excel-G ist der neue Name für SUPER  
Excel-G est le nom nouveau pour SUPER

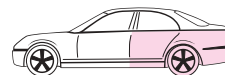
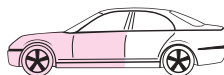


MODEL FAHRZEUG MODELE	YEAR JAHR ANNEE	FRONT/VORNE/AVANT				REAR/HINTEN/ARRIERE			
		PREMIUM Oil	EXCEL-G* Twin-tube Gas	GAS-A-JUST Mono-tube Gas		PREMIUM Oil	EXCEL-G* Twin-tube Gas	GAS-A-JUST Mono-tube Gas	
<b>Mitsubishi (J)</b>									
<b>Galant, Sapporo (Lambda), Sigma</b>									
<u>2WD</u> Incl.  ABS 1600 (E 31A), 1800 (E 32A) 2000, 2000 GTI-16V (E 33A) 1800 Diesel Turbo (E 34A) Exc.	12.87- 92	634023	334030			441053	341054		
					1,4				
									1,4
<u>4WD</u> ABS 2000, 2000 GTI-16V (E 38A, E 39 A) Incl.	6.88- 92	634034	334043			441078	341121		
					1,4				
									1,4
<u>4WD</u> ABS 2000, 2000 GTI-16V (E 38A, E 39 A) Incl.	6.88- 5.90	634034	334043			441078	341121		
					1,4				
									1,4
<u>4WD</u> ABS 2000, 2000 GTI-16V (E 38A, E 39 A) Incl.	6.90- 92	634035	334044			441078	341121		
					1,4				
									1,4
<u>2WD</u> , <u>4WD</u> Incl.  ABS 1800 (E52A) 2000 (E55A, E 75A) 2000-24V (E54A, E 64A) 2000 Diesel Turbo (E57A) 2500-24V (E88A) Incl. H/D , High Ground Clearance sus. Exc.	11.92- 96	441086	341141			441087	341142		
<u>2WD</u> (EA2A, EA5A, EA6A) 2000, 2500, 2000 Turbo Diesel Incl. H/D	10.96-		341141				341213 Exc.		
<b>Galant, Sapporo (Lambda), Sigma</b>									
1300, 1500 (A 51 V, 52 V, 53 V)	12.69- 3.73	665020	365004			443066	343121	553083	
1600 (A 112 V)	4.73-12.76	665020	365004			443070	343060		
1600, 2000 (A 121 V, 123 V)	77- 5.80	665020	365004			443094	343061		
					2,6				
1600, 2000 (A 121 V, A 163 V, A 161 V, A 168 V)	6.80- 8.83	665039	365028			443094	343061		
					2,6				
<u>2WD</u> (EA2W, EA5W, EA6W) 2000, 2500, 2000 Turbo Diesel Incl. H/D	10.96-		341141						
<b>Lancer</b>									
1200, 1400 (A 75, 72)	1.73- 8.76					443194	343153	553049	

Mitsubishi

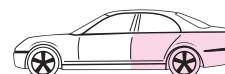
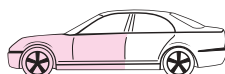
\*Excel-G is a new name of SUPER  
Excel-G ist der neue Name für SUPER  
Excel-G est le nom nouveau pour SUPER





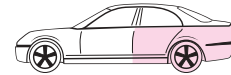
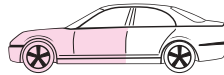
MODEL FAHRZEUG MODELE	YEAR JAHR ANNEE	FRONT/VORNE/AVANT				REAR/HINTEN/ARRIERE			
		PREMIUM Oil	EXCEL-G* Twin-tube Gas	GAS-A-JUST Mono-tube Gas		PREMIUM Oil	EXCEL-G* Twin-tube Gas	GAS-A-JUST Mono-tube Gas	
<b>Mitsubishi (J)</b>									
<b>Lancer</b>									
1600 (A 73)	1.73- 8.76					443194	343153	553049	
1200, 1400 (A 72, 75, 141 A, 142 A)	9.76-12.78	663024	363020			443089		553049	
1400, 1600 (A 172, 174)	1.79-12.80	665020	365004		 2,6	443090	343031	553050	 0,8
1400, 1600, 1800 (A 172, 174, 175) Exc. Turbo	1.81- 9.83	665020 663025 <sup>1)</sup>	365004 363007 <sup>1)</sup>		 2,6		343063	553081	 0,8
1) 663025, 363007 : OE= MB 002190									
1800 Turbo (A 175)	10.81- 9.83						343063	553081	 0,8
2000 Turbo (A 176)	5.81- 83	665040	365029		 2,6		343063	553081	 0,8
1200 (C 15A), 1500 (C 12A) 1600 Turbo (C 13A), 1800 Diesel (C 14A)	1.84-11.85	633040	333024		 1,4	442029	342014 OE = MB 242818	552017	 0,8
1200 (C 15A), 1500 (C 12A) 1600 Turbo (C 13A), 1800 Diesel (C 14A)	12.85- 5.86	633040	333024		 1,4	443250	343232 OE = MB 515097	553165	 0,8
1200 (C 15A), 1300 (C 11A) 1800 Diesel (C 14A)	6.86- 6.88	633059	333037		 1,4	443250	343232 OE = MB 515097	553165	 0,8
1500 (C 12A) 1600 Turbo/ECI Turbo (C 13A) Exc.  (C 12A/13A *** PL 6)	6.86- 2.89	633059	333037		 1,4	443250	343232 OE = MB 515097	553165	 0,8
 1500 (C 12A **JPL 6)	6.86- 5.87	633040	333024		 1,4	443250	343232 OE = MB 515097	553165	 0,8
 1600 Turbo (C 13AMNJTPL 6)	6.86- 5.87	633040	333024		 1,4	442029	342014 OE = MB 242818	552017	 0,8
1200 (C 65A), 1300 (C 61A) 1500 (C 62A), 1800 Diesel (C 64A)	4.88-11.88	634029	334019		 1,4	441079	341084		 1,4
 1200 (C 65A), 1800 Diesel (C64A) 1600 GTI-16V (C 63A) 1800 GTI-16V (C 68A)	12.88- 92 4.88- 5.90 11.89- 92		334019		 1,4		341084		 1,4

Mitsubishi



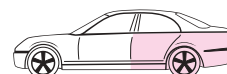
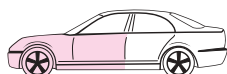
MODEL FAHRZEUG MODELE	YEAR JAHR ANNEE	FRONT/VORNE/AVANT				REAR/HINTEN/ARRIERE			
		PREMIUM Oil	EXCEL-G* Twin-tube Gas	GAS-A-JUST Mono-tube Gas		PREMIUM Oil	EXCEL-G* Twin-tube Gas	GAS-A-JUST Mono-tube Gas	
<b>Mitsubishi (J)</b>									
<b>Lancer</b>									
<b>(2WD)</b> 1300 (C61A),1500(C62A) Exc. High Ground Clearance sus.	12.88- 95		334019 				341084 OE= MB 631340,MB631341,MB631342		
<b>(2WD)</b> ⊕ High Ground Clearance sus.	12.88- 95		334019 				341071 OE = MB 584403,MB911458		
<b>(2WD)</b> 1600 (C66A),1800 GTi (C69A) 2000 Diesel (C67A)	6.92- 95		334019 				341084		
<b>(4WD)</b> 1800 (C 77A)	5.89- 92		334049				341114		
<b>(4WD)</b> 1600 (C76A)	6.92- 95		334049				341114		
<b>(2WD)</b> 1300, 2000 Diesel (CB 1A, CB 8A) 1500,1600 (CB2A,CB4A) Exc. High Ground Clearance sus.	5.92- 96 5.92-	633148 L 633147 R	333125 L 333124 R			441085	341140 OE= MB 809271,MB809272,MB914897		
<b>(2WD)</b> ⊕ High Ground Clearance sus.	5.92- 96 5.92-	633148 L 633147 R	333125 L 333124 R				341145 OE = MB891463		
<b>(4WD)</b> 1600 (CD 4A)	5.92- 93		333125 L 333124 R			441085	341140		
<b>(2WD)</b> 1800 GTi (CB 5A)	5.92- 96		334073 L 334072 R			441085	341140		
<b>(2WD)</b> 1300, 1500, 1600 (CK 1, CK 2, CK 4) Exc. High Ground Clearance sus.	96-		333225 L 333224 R				341140		
⊕ High Ground Clearance sus.	96-						341145		
<b>Lancer Celeste</b>									
1400, 1600, 2000 (A 72, 73, 78)	75- 80	665020	365004			443089		553049	
<b>Lancer Estate</b>									
1200, 1400 (A 75 V, 72 V)	1.73- 8.76	663023				443089			
1200, 1400 (A72V, 75V, 141V, 142V, 148V, 149V)	11.76- 79	663024	363020			443066	343121		

\*Excel-G is a new name of SUPER  
Excel-G ist der neue Name für SUPER  
Excel-G est le nom nouveau pour SUPER



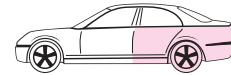
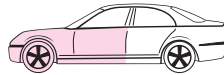
MODEL FAHRZEUG MODELE	YEAR JAHR ANNEE	FRONT/VORNE/AVANT				REAR/HINTEN/ARRIERE			
		PREMIUM Oil	EXCEL-G* Twin-tube Gas	GAS-A-JUST Mono-tube Gas		PREMIUM Oil	EXCEL-G* Twin-tube Gas	GAS-A-JUST Mono-tube Gas	
<b>Mitsubishi (J)</b>									
<b>Lancer Estate </b>									
 1500 (C 12V), 1800 Diesel (C 14V)	6.85- 5.86	633040	333024			443222	343203	551037	
					1,4				0,8
 1500 (C 12V), 1800 Diesel (C 14V) Exc.  (C 12VLNJPL 6)	6.86- 6.87	633059	333037			443222	343203	551037	
					1,4				0,8
 1500  (C 12VLNJPL 6)	6.86- 6.87	633040	333024			443222	343203	551037	
					1,4				0,8
 1500 (C 12V), 1800 Diesel (C 14V)	7.87- 92	633059	333037			443222	343203	551037	
					1,4				0,8
 1800 (C 37V)	11.86- 92	633105	333078			443251	343237		
					1,4				0,8
 1600, 2000 Diesel (CB 4W, CB 8W) Incl. Height Adjust sus. , High Ground Clearance sus.	6.92-	633148 L 633147 R	333125 L 333124 R			443263	343261		
 1600 (CD 4W)	6.92-	633136 L 633135 R	333123 L 333122 R			443263	343261		
<b>Lancer F </b>									
1200, 1400 (A 150 series) Exc. Turbo	82- 84	665018	365027			443087	343176	553048	
					2,6				0,8
1400 Turbo(A 152)	82- 84	665018	365027				343183	553112	
					2,6				0,8
<b>Pajero/Shogun/Montero</b>									
= 2.6 (L042G, L047G) 2.3 Diesel (L043G, L048G) 2.5 Diesel (L044G, L049G)	1.83- 91 1.83- 4.86 5.86- 91	444067	344119	554061		443198	343239	553142	
				<u>244036</u>	0,8			<u>244037</u>	0,8
= 3.0 (L141G, L146G) 2.5 Diesel (L144G, L149G)	11.88- 91 11.88- 91	444067	344119	554061		444101	344116	554068	
					0,8				0,8
= 2.6 (V12V, V32W) 2.5 D/DT (V14C, V14V, V34V) 2.8 D (V36V)	4.91-	444139	344222	554091		443198	343239	553142	
					1,4				0,8
= 2.4 (V21C, V21W, V41W) 3.0 (V23C, V23W, V43W) 3.5-V6 (V25W, V45W) 2.5 DT (V24C, V24W, V44W) 2.8 DT (V26W, V46W) Exc.	12.90-		344222	554091			344223	554092	
					1,4				1,0

\*Excel-G is a new name of SUPER  
Excel-G ist der neue Name für SUPER  
Excel-G est le nom nouveau pour SUPER

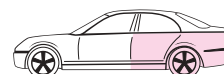
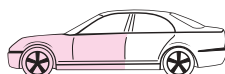


MODEL FAHRZEUG MODELE	YEAR JAHR ANNEE	FRONT/VORNE/AVANT				REAR/HINTEN/ARRIERE			
		PREMIUM Oil	EXCEL-G* Twin-tube Gas	GAS-A-JUST Mono-tube Gas		PREMIUM Oil	EXCEL-G* Twin-tube Gas	GAS-A-JUST Mono-tube Gas	
<b>Mitsubishi (J)</b>									
<b>Pajero/Shogun/Montero</b>									
3.5 (V65W, V75W) 2.5TD (V64W, V74W) 3.2TD (V68W, V78W)	2.00-		341251				344300		
<b>Pajero Pinin</b>									
	99-		334813				343802		
<b>Pajero Sport</b>									
3.0 (K96W) 2.5TD (K94W)	8.98-		344294				344295		
<b>Santamo</b>									
	99-	634042	334070			443265	343262		
<b>Sigma</b>									
3.0-V6 Exc. ECS () (F 16A)	12.90- 7.96		335017				341134		
3.0-V6 Exc. ECS () (F 07W)	1.93- 7.96		335017				344352		
<b>Space Runner</b>									
1.8, 2.0 TD (N 11W, N 18W)	9.91- 8.99	634042	334070			443265	343262		
1.8 (N21W)	9.91- 8.99	634043	334071			443265	343262		
2.0 (N63) 2.4 (N64)	8.99- 02		334328 L 334327 R				343387		
<b>Space Star</b>									
1.3 (DG1A) Exc. High ground clearance sus.	6.98- 6.00		333281 L 333280 R				341204		
High ground clearance sus. 1.3 (DG1A)	6.98- 6.00								
1.8 (DG5A)	6.98- 6.00		334248 L 334247 R				341204		
Exc. High Ground Clearance sus.	7.00-		334309 L 334308 R				341204		

\*Excel-G is a new name of SUPER  
 Excel-G ist der neue Name für SUPER  
 Excel-G est le nom nouveau pour SUPER



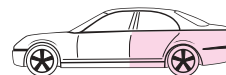
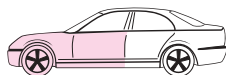
MODEL FAHRZEUG MODELE	YEAR JAHR ANNEE	FRONT/VORNE/AVANT				REAR/HINTEN/ARRIERE			
		PREMIUM Oil	EXCEL-G* Twin-tube Gas	GAS-A-JUST Mono-tube Gas		PREMIUM Oil	EXCEL-G* Twin-tube Gas	GAS-A-JUST Mono-tube Gas	
<b>Mitsubishi (J)</b>									
<b>Space Wagon, Space Van (Chariot), Expo</b>									
1800 (D0 5W, D0 5V), 2000 (D0 4W) 1800 Turbo Diesel (D0 9W, D0 9V)	1.83- 91	634001	334001				343212		
					1,4				
2000 (D0 8W)	3.85- 91	634006	334033				343212		
					1,4				
1.8, 2.0, 2.4, 1.8 TD, 2.0 TD (N31W, N33W, N34W, N35W, N38W)	9.91-	634042	334070			443265	343262		
1.8, 2.0 (N41W, N43W)	9.91-	634043	334071			443265	343262		
2.4 (N84W) 2.4 (N94W)	6.98-		334236 L 334235 R				343312		
<b>Starion</b>									
2000 	(A 182)	5.82- 5.87	665039	365028			343057	553078	
									0,8
2000 Turbo 	(A 183)	5.82- 5.87		365029					
					1,8				
<b>Mitsubishi Commercial (J)</b>									
<b>Canter FB Series</b>									
FB100, FB120	11.80- 85	444148				444157			
FB300	1.86-	444148				444157			
FB431,FB433,FB436	1.86- 96	444149				444157			
FB631	5.96-	441101				444157			
<b>Canter FC Series</b>									
FC432	1.86- 90	444149				444109			
<b>Canter FE Series</b>									
FE100,FE101	11.78- 82	444148					OE = MT116015		



MODEL FAHRZEUG MODELE	YEAR JAHR ANNEE	FRONT/VORNE/AVANT			⌊ ○	REAR/HINTEN/ARRIERE			⌊ ○
		PREMIUM Oil	EXCEL-G* Twin-tube Gas	GAS-A-JUST Mono-tube Gas		PREMIUM Oil	EXCEL-G* Twin-tube Gas	GAS-A-JUST Mono-tube Gas	
<b>Mitsubishi Commercial (J)</b>									
<b>Canter FE Series</b>									
FE100,FE101	10.82- 85	444148			⌊ ○	444157 OE = MB161539,MB161554,MB161556			○ ○
FE111	11.78- 82	444148			⌊ ○	444109 OE = MT160820			○ ○
FE111	11.78- 82	444148			⌊ ○	444109 OE = MT160820			○ ○
FE111   Exc.	11.78- 82	444148			⌊ ○	OE = MT160854			
FE111 -B,- BD, -BDT, -BZE, - BZEC FE114 -B, -BD, -BDT, -BG	10.82- 85	444148			⌊ ○	444157 OE=MB161539,MB161554, MB161556			○ ○
FE111 -BG, -BN, -BN1, -BNFW FE114 -BN, -BNFW,-BDN3, -BDN3K	10.82- 85	444148			⌊ ○	OE = MB161553			
FE111 -BZ, -BZ1, -BZB FE111 - E, -EW, -EZ, -EZC, -EZCW FE114 -BZ, -E, -EW, -EZ ,EZC, -EZCW	10.82- 85	444148			⌊ ○	444109 OE = MB161555			○ ○
FE120, FE121	11.78- 85	444148			⌊ ○	444157			○ ○
FE131, FE134	11.78- 85	444148			⌊ ○	444109			○ ○
FE211, FE214, FE231, FE234	11.78- 85	444149			⌊ ○	444109			○ ○
FE221, FE224	2.80- 85	444149			⌊ ○	444157			○ ○
FE331	1.86- 96	444148			⌊ ○	444109			○ ○
FE431, FE441, FE444	1.86- 96	444149			⌊ ○	444109			○ ○
FE531	5.96-	444149			⌊ ○	444109			○ ○
FE649	5.96-	444148			⌊ ○	444109			○ ○

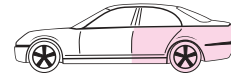
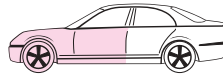
\*Excel-G is a new name of SUPER  
 Excel-G ist der neue Name für SUPER  
 Excel-G est le nom nouveau pour SUPER





MODEL FAHRZEUG MODELE	YEAR JAHR ANNEE	FRONT/VORNE/AVANT				REAR/HINTEN/ARRIERE			
		PREMIUM Oil	EXCEL-G* Twin-tube Gas	GAS-A-JUST Mono-tube Gas		PREMIUM Oil	EXCEL-G* Twin-tube Gas	GAS-A-JUST Mono-tube Gas	
<b>Mitsubishi Commercial (J)</b>									
<b>Canter FH Series</b>									
FH100	2.88-	444149							
<b>Delica, T Series</b>									
T 100/T 100 V/T120/T 120 V/T 121 Series	68- 6.79	444022		554046				553116 <sup>1)</sup> 553106 <sup>2)</sup>	
<b>L 200</b>									
 (L0 21P/22 P)	6.78- 86	443189	343202	553115		443292	343293	553114	
 (L0 22 G)	10.80- 86	443195		553102		443290	343292	553103	
 1600 (K 11 T) 2000 (K 12 T) 2500 Diesel (K 14 T)	4.87-10.96 11.86-10.96 11.86-10.96	443189	343202	553115		443292	343293	553114	
 2000 (K 22 T/K 32 T) 2600 (K 33 T) 2500 Diesel (K 24 T/K 34 T)	11.86-10.96 12.89-10.96 1.88-10.96	444117	344221	554074		443290	343292	553103	
 2000 (K62T) 2500 Diesel (K64T)	1.96-		344389			443292	343293	553227	
 2400 (K75T) 2500 Diesel (K74T)	1.96-	444150		554105		443290	343292	553222	
<b>L 300/Delica</b>									
 1.6 (L032P, L062P) 2.3 D (L038P, L068P)	6.79- 5.86	444022		554046		443149 443150 <sup>3)</sup>	343213	553116 553143 <sup>3)</sup>	
 1.6 (L032P), 2.3 D(L038P)	6.79- 5.86	444022		554046		443089			
 1.8 (L035G), 2.0 (L037G)	83- 5.86	444068				443197			
 1.4 (P01W), 1.6 (P02V, P12W/V), 2.0 (P03W/V, P13V), 2.4 (P04W/V, P14V) 2.5 D (P05W/V, P15W/V)	6.86-	444089	344064	554062		443223	343200	553146	
1) O.E. = MT 141620, MA 410923B, A 410923, MB 003595, MB 515566 2) O.E. = MT 141622 3) O.E. = MB 515568									

Mitsubishi

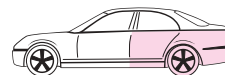
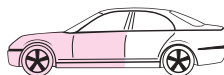


MODEL FAHRZEUG MODELE	YEAR JAHR ANNEE	FRONT/VORNE/AVANT				REAR/HINTEN/ARRIERE			
		PREMIUM Oil	EXCEL-G* Twin-tube Gas	GAS-A-JUST Mono-tube Gas		PREMIUM Oil	EXCEL-G* Twin-tube Gas	GAS-A-JUST Mono-tube Gas	
<b>Mitsubishi Commercial (J)</b>									
<b>L 300/Delica</b>									
 2.0 (P23W, P23V), 2.4 (P24W, P24V) 2.5 D (P25W, P25V), 2.5 DT (P45V)	6.86-	444090	344111		 0,8	443224	343226		 0,8
 1.6 (L032P), 2.5 D(L039P)	6.86- 5.94	444022		554046	 0,8	443150		553143	 0,8
 2.0 (P 13T), 2.5 DT (P15T)	6.94-	444137		554102	 0,8	443149	343213	553116	 0,8
<b>Space Gear, L 400</b>									
 2.0, 2.4, 2.5 DT (PA3W, PA4W, PA5W)	12.94-	444137		554102	 0,8	443283		553210	 0,8
 2.0, 2.5 DT (PA3V/5V, PB3V/5V)	12.94-	444137		554102	 0,8	443285		553193	 0,8
 2.4, 2.5 DT (PD4W, PD5W)	12.94-	444138		554103	 0,8	443284		553211	 0,8
 2.4, 2.5 DT (PD4V, PD5V)	12.94-	444138		554103	 0,8	443286		553212	 0,8
<b>Moskwitch (RUS)</b>									
<b>2141</b>									
2141	87-		366011 <sup>1)</sup> 365800 <sup>2)</sup>				344277		
<p>1)  Ø 25 mm</p> <p>2)  Ø 22 mm</p>									

Moskwitch

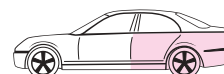
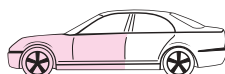
\*Excel-G is a new name of SUPER  
Excel-G ist der neue Name für SUPER  
Excel-G est le nom nouveau pour SUPER





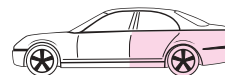
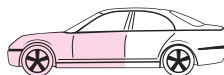
MODEL FAHRZEUG MODELE	YEAR JAHR ANNEE	FRONT/VORNE/AVANT			PREMIUM Oil	EXCEL-G* Twin-tube Gas	GAS-A-JUST Mono-tube Gas	REAR/HINTEN/ARRIERE			
		PREMIUM Oil	EXCEL-G* Twin-tube Gas	GAS-A-JUST Mono-tube Gas				PREMIUM Oil	EXCEL-G* Twin-tube Gas	GAS-A-JUST Mono-tube Gas	
<b>Nissan (J)</b>											
<b>100 NX</b>											
⊖ ABS 1600	(B13)	10.90- 2.94	633116 L 633115 R	333090 L 333089 R <u>323033 L</u> <u>323032 R</u>				634037 L <sup>1)</sup> 634036 R <sup>1)</sup>	334046 L <sup>1)</sup> 334045 R <sup>1)</sup> <u>324006 L<sup>1)</sup></u> <u>324005 R<sup>1)</sup></u>		
⊖ ABS 1600	(B13)	3.94- 95	633116 L 633115 R	333090 L 333089 R <u>323033 L</u> <u>323032 R</u>				632073 L <sup>2)</sup> 632072 R <sup>2)</sup>	332057 L <sup>2)</sup> 332056 R <sup>2)</sup> <u>322027 L<sup>2)</sup></u> <u>322026 R<sup>2)</sup></u>		
1600 ⊕ ABS	(B13)	10.90- 95	633116 L 633115 R	333090 L 333089 R <u>323033 L</u> <u>323032 R</u>				634039 L 634038 R	334048 L 334047 R <u>324009 L</u> <u>324008 R</u>		
2000 ⊖ ABS, ⊕ ABS	(B13)	10.90- 95	633116 L 633115 R	333090 L 333089 R <u>323033 L</u> <u>323032 R</u>				634039 L 634038 R	334048 L 334047 R <u>324009 L</u> <u>324008 R</u>		
<b>200 SX</b>											
1.8 -16V Turbo	(S13)	9.88- 94		331005 L 331003 R					341099		
2.0 -16V Turbo	(S14)	94-		334185 L 334184 R					341222		
<b>Almera (N15)</b>											
Incl. ⊕ ABS 1.4, 1.6, 2.0 GTI, 2.0 Diesel	(N 15)	7.95- 7.97		333193 L <sup>3)</sup> 333192 R <sup>3)</sup>					341186 <sup>5)</sup>		
Incl. ⊕ ABS 1.4, 1.6, 2.0 GTI, 2.0 Diesel	(N 15)	8.97-12.99		333239 L <sup>4)</sup> 333238 R <sup>4)</sup>					341226 <sup>6)</sup>		
<div style="display: flex; justify-content: space-around; align-items: flex-end;"> <div style="text-align: center;">1)   ∅ 51 mm</div> <div style="text-align: center;">2)   ∅ 45 mm</div> <div style="text-align: center;">3)   223 mm</div> <div style="text-align: center;">4)   253 mm</div> <div style="text-align: center;">5)   ∅ 103 mm</div> <div style="text-align: center;">6)   ∅ 93 mm</div> </div>											

Nissan



MODEL FAHRZEUG MODELE	YEAR JAHR ANNEE	FRONT/VORNE/AVANT				REAR/HINTEN/ARRIERE			
		PREMIUM Oil	EXCEL-G* Twin-tube Gas	GAS-A-JUST Mono-tube Gas		PREMIUM Oil	EXCEL-G* Twin-tube Gas	GAS-A-JUST Mono-tube Gas	
<b>Nissan (J)</b>									
<b>Almera (N16E)</b>									
3,  5 1.5, 1.8, 2.2Di	(N16E)	1.00- 7.00		333309 L 333308 R			341282		
3,  5 1.5, 1.8, 2.2Di	(N16E)	8.00-		333311 L 333310 R			341282		
<b>Almera (N16)</b>									
1.5, 1.8, 2.2Di	(N16)	4.00- 7.00		333309 L 333308 R			341279		
1.5, 1.8, 2.2Di	(N16)	8.00- 2.01		333311 L 333310 R			341279		
1.5, 1.8, 2.2Di	(N16)	3.01-		333311 L 333310 R			341282		
<b>Almera Tino (V10)</b>									
1.8	(V10)	5.00-10.00		333323 L 333322 R			341283		
1.8	(V10)	11.00-		333327 L 333326 R			341283		
2.0	(V10)	5.00-		333325 L 333324 R			341283		
2.2Di	(V10)	5.00-		333323 L 333322 R			341283		
<b>Bluebird, Bluebird U</b>									
3,  5 (510, P 510, KP 510) 1300, 1600		8.67- 6.70	665011 <sup>1)</sup>	365012 <sup>1)</sup>		444003		553027	
3,  5 (P/KP 510, H/KH510, N510) 1300, 1400 GX, 1600, 1600 SSS, 1800 SSS		5.71- 8.72	665012 <sup>2)</sup>	365019 <sup>2)</sup>		444003		553027	
3,  5 (JN 510, JP 510) 1600, 1800		5.71-12.72	665012 <sup>2)</sup>	365019 <sup>2)</sup>		443068	343059		
3 (V 510, W 510) 1300, 1600		5.71- 8.72	665012 <sup>2)</sup>	365019 <sup>2)</sup>		443072			
<p>1) 665011, 365012 : <math>\alpha=27.0</math> cm 2) 665012, 365019 : <math>\alpha=28.0</math> cm</p>									

\*Excel-G is a new name of SUPER  
Excel-G ist der neue Name für SUPER  
Excel-G est le nom nouveau pour SUPER



MODEL FAHRZEUG MODELE	YEAR JAHR ANNEE	FRONT/VORNE/AVANT				REAR/HINTEN/ARRIERE			
		PREMIUM Oil	EXCEL-G* Twin-tube Gas	GAS-A-JUST Mono-tube Gas		PREMIUM Oil	EXCEL-G* Twin-tube Gas	GAS-A-JUST Mono-tube Gas	
<b>Nissan (J)</b>									
<b>Bluebird, Bluebird U</b>									
(P 810, P 811) 180 B, 200 B	7.76-10.79	665011	365012				341012	551008	
					3,8				1,7
(J 910,PJ 910,YJ 910) 160 B, 180 B	11.79- 9.83	664003	364003					551007	
					3,8				1,7
(P910,Y910,L910) 160 B, 180 B, 200 B	11.79- 9.83	665014	365011				341012	551008	
					3,8				1,7
(WJ 910) 180 B	11.79-12.81	665014	365011			443158	343123		
					3,8				1,7
(WJ 910) 180 B	1.82- 9.83	665014	365011			443285		553193	
									1,7
(VJ 910) 180 B Diesel	11.79- 9.83	664003	364003			443158	343123		
					3,8				1,7
180 B (EJ 910) Turbo Diesel	12.82- 9.83	664003	364003						
					3,8				
(U 11) 1800, 1800 Turbo, 2000	11.83- 1.86	634013 L <sup>1)</sup> 634012 R <sup>1)</sup>	334009 L <sup>1)</sup> 334008 R <sup>1)</sup>			664016 <sup>2)</sup>	364020 <sup>2)</sup>		
					1,9				3,0
(U 11) 2000 Diesel, 2000 Diesel Turbo	11.83- 1.86	634017 L <sup>3)</sup> 634016 R <sup>3)</sup>	334011 L <sup>3)</sup> 334010 R <sup>3)</sup>			664016 <sup>2)</sup>	364020 <sup>2)</sup>		
					1,9				3,0
(U 11) 2000i	1.86- 90	634028 L <sup>4)</sup> 634027 R <sup>4)</sup>	334038 L <sup>4)</sup> 334037 R <sup>4)</sup>			664020 <sup>5)</sup>	364022 <sup>5)</sup>		
					1,9				3,0
(U 11) 2000 Diesel	1.86- 90	634082 L <sup>6)</sup> 634081 R <sup>6)</sup>	334060 L <sup>6)</sup> 334059 R <sup>6)</sup>			664020 <sup>5)</sup>	364022 <sup>5)</sup>		
					1,9				3,0
(YU 11, KYU 11, KU 11, RU 11)	10.83- 1.85	633043 L <sup>7)</sup> 633042 R <sup>7)</sup>							
					1,9				
(VRU 11, VEU 11)	10.83- 1.86	633043 L <sup>7)</sup> 633042 R <sup>7)</sup>				443218 <sup>8)</sup>			
					1,9				0,7
(T 12: ) 1600, 1800, 2000 Exc.1800 Turbo,	12.85- 2.90		334038 L 334037 R			664020	364022		
					1,9				3,0

1) 634012, 334008: O.E. = 54302-13E25/-24E25/-10E25  
634013, 334009: O.E. = 54303-13E25/-24E25/-10E25

2) 664016, 364020: O.E. = 55302/03-10E26/-10E29/-11E25/-11E27/-10E25

3) 634016, 334010: O.E. = 54302-14E26/-05E25  
634017, 334011: O.E. = 54303-14E26/-05E25

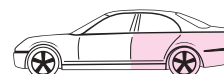
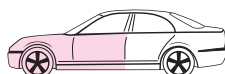
4) 634027, 334037: O.E. = 54302-24E26  
634028, 334038: O.E. = 54303-24E26

5) 664020, 364022: O.E. = 55302/03-D4027, 56205-D4027/-D4126

6) 634081, 334059: O.E. = 54302-14E27  
634082, 334060: O.E. = 54303-14E27

7) 633042 : O.E. = 54302-01E25/-04E25  
633043 : O.E. = 54303-01E25/-04E25

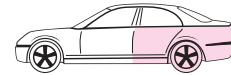
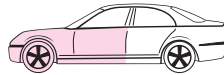
8) 443218 : O.E. = 56210-09E25/-11E25



MODEL FAHRZEUG MODELE	YEAR JAHR ANNEE	FRONT/VORNE/AVANT				REAR/HINTEN/ARRIERE			
		PREMIUM Oil	EXCEL-G* Twin-tube Gas	GAS-A-JUST Mono-tube Gas		PREMIUM Oil	EXCEL-G* Twin-tube Gas	GAS-A-JUST Mono-tube Gas	
<b>Nissan (J)</b>									
<b>Bluebird, Bluebird U</b>									
(T 12: ) 2000 Diesel	12.85- 2.90		334060 L 334059 R			664020	364022		
(T 72: ) 1600, 1800, 2000 Exc. 1800 Turbo,	7.86- 4.90		334038 L 334037 R			664020	364022		
(T 72: ) 2000 Diesel	7.86- 4.90		334060 L 334059 R			664020	364022		
<b>Cedric &amp; Gloria</b>									
(430) 200 C, 220 C, 240 C, 260 C, 280 C, 220 D Exc. 2000 Turbo	3.79- 9.83	444038	344006	553037		441008	341011	551010	
(430) 2000 Turbo	3.79- 9.83		344006	553037			341011	551010	
(W 430) 200 C, 220 D, 280 C	3.79- 9.83	444038	344006	553037		444011▼	344013▼	554023	
(NY 30, HY 30, KNY 30) 2000, 2800 Diesel	10.83-	665054	365045			444081	344104	554050	
(PY 30, KPY 30) 3000	10.83-	665053	365049			444081	344104	554050	
(WPY 30) 3000	10.83-	665054	365045			444011▼	344013▼	554023	
<b>Cherry, Pulsar </b>									
100 A, 120 A (E10) 	9.70- 9.74	662005						552001	
100 AF II, 120 AF II (F 10, 11) 	9.74- 7.78	662001	362002					552001	
120 A, 140 A (N10) 	4.78- 5.82	662001	362002					552001	
(N 12) Exc. 1500 Turbo, Cherry Europe (Alfa 33 sus.)	5.82- 5.86	632013 L 632012 R	332006 L 332005 R			442035	342008	552010	
(N 13) Exc. , 1800-16V	6.86- 9.90	632041 L 632040 R	332029 L 332028 R  322025 L 322024 R			632047 L 632046 R	332027 L 332026 R  322023 L 322022 R		

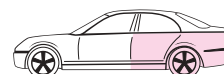
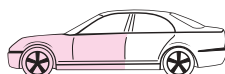
\*Excel-G is a new name of SUPER  
Excel-G ist der neue Name für SUPER  
Excel-G est le nom nouveau pour SUPER





MODEL FAHRZEUG MODELE	YEAR JAHR ANNEE	FRONT/VORNE/AVANT				REAR/HINTEN/ARRIERE			
		PREMIUM Oil	EXCEL-G* Twin-tube Gas	GAS-A-JUST Mono-tube Gas		PREMIUM Oil	EXCEL-G* Twin-tube Gas	GAS-A-JUST Mono-tube Gas	
<b>Nissan (J)</b>									
<b>Cherry, Pulsar</b>									
(NN13) 1600	6.86- 9.90		332039 L 332038 R				333054 L 333053 R		
					2,9				0,9
<b>Fair Lady, 280 ZX, 300 ZX</b>									
Z, 280 ZX Incl. 2+2	(S 130) 10.78-12.80		365013				341012	551008	
					3,8				
Z, 280 ZX Incl. 2+2	(S 130) 1.81- 9.81		365013					551007	
					3,8				
Z, 280 ZX Incl. 2+2	(S 130) 10.81- 9.83	665043	365031					551031	
					3,8				
3.0, 3.0 Turbo Exc.	(Z31) 10.81- 89		365098					554104	
3.0 Turbo	(Z32) 1.90-		OE =				OE =		
<b>Junior</b>									
Junior	(140, N 140) 70-	444063					444026		
<b>Laurel</b>									
(C 230, C 231) 180 L, 200 L, 240 L, 260 L	1.77-10.80	665011	365012				341012	551008	
					3,8				
(C 31) 1.8, 2.0, 2.4, 2.8 Diesel Exc. , 2.0 Turbo	11.80-10.84	665011	365012				341031	551028	
					3,8				
(C 31) 2.0 Turbo Exc.	11.80-10.84		365012					551028	
					3,8				
(C 32) 2.0, 2.4 E, 2.8 Diesel	11.84- 2.90	665058	365073				341052		
					3,8				
(C 32) 2.4, 3.0 Exc.	3.86-	665058	365073				341051		
					3,8				
(C 32) 2.4, 3.0 	3.86-	665058	365073						
					3,8				

Nissan

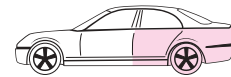
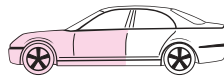


MODEL FAHRZEUG MODELE	YEAR JAHR ANNEE	FRONT/VORNE/AVANT				REAR/HINTEN/ARRIERE			
		PREMIUM Oil	EXCEL-G* Twin-tube Gas	GAS-A-JUST Mono-tube Gas		PREMIUM Oil	EXCEL-G* Twin-tube Gas	GAS-A-JUST Mono-tube Gas	
<b>Nissan (J)</b>									
<b>Maxima</b>									
(J 30) Incl.  ABS	12.88-10.94		334159 L 334158 R				365079		
(A 32)	10.94-12.99		334151 L 334150 R				341202		
(CA 33)	1.00-		334266 L 334265 R				341271		
<b>Micra, March</b>									
(K10) Exc. Turbo	12.82-11.92	632011 L 632078 R	332025 L 332060 R		 1,7	441043	341056		 0,8
(K11)	8.92-12.02	632080 L 632079 R	332062 L 332061 R		 2,4	443255	343249		 2,0
(K12)	1.03-		333722 L 333721 R				343807		
<b>Pathfinder </b>									
3300i (R50)	10.97- 1.99	635012 L 635011 R	335023 L 335022 R			443294		553229	
3300i (R50)	2.99-		335031 L 335030 R			443363		553303	
<b>Patrol/Safari</b>									
Hardtop (  ) (TR *160, KR *160, KM *160)	6.80- 7.82	443153		554034	 0,7	443154		554035	 0,7
Wagon (  ) (WR *160, WM *160, CR *160)	6.80- 7.82	443153		554034	 0,7	443155		554036	 0,7
(  ) Wagon (WR *160, WM*160, CR*160) Hardtop (TR *160, KR *160, KM *160)	8.82- 8.88	444052		554037	 0,7	444053		554038	 0,7
(  ) (UR *160) Exc. H/D	7.81- 6.82			554034	 0,7			554036 <sup>1)</sup>	 0,7
1)									

\*Excel-G is a new name of SUPER  
Excel-G ist der neue Name für SUPER  
Excel-G est le nom nouveau pour SUPER

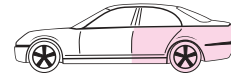
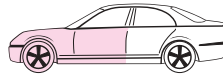
Nissan





MODEL FAHRZEUG MODELE	YEAR JAHR ANNEE	FRONT/VORNE/AVANT				REAR/HINTEN/ARRIERE			
		PREMIUM Oil	EXCEL-G* Twin-tube Gas	GAS-A-JUST Mono-tube Gas		PREMIUM Oil	EXCEL-G* Twin-tube Gas	GAS-A-JUST Mono-tube Gas	
<b>Nissan (J)</b>									
<b>Patrol/Safari</b>									
(  ) (UR *160) ⊕ H/D	7.81- 6.82			554034				554038 <sup>1)</sup>	
					0,7		Lmax = 537 mm		0,7
(  ) (UR *160) Exc. H/D	7.82- 9.85			554037				554036 <sup>1)</sup>	
					0,7		Lmax = 517 mm		0,7
(  ) (UR *160) ⊕ H/D	7.82- 9.85			554037				554038 <sup>1)</sup>	
					0,7		Lmax = 537 mm		0,7
260 (  ) 2.8 Diesel/Turbo Diesel 3.0 Exc. Hardtop high(Armoured)(GY 260)	3.89- 3.89-	444129		554096		444130		554097	
					0,6				0,7
Y 60 2.8 Turbo Diesel 4.2	9.88- 10.91-		344107▼ 344360	554093▼ 554112			345007	555006	
					0,5				0,7
Y 61 2.8 Turbo Diesel	10.97-	444159	344360	554112		444160		554113	
									0,7
1)									
<b>Pick-up, Cab, King Cab </b>									
 (520, 521, 620 series)	65- 78	443078				443079		553096	
					2,4				0,7
 (720 series)	10.79- 8.85	443080		553088		443079		553096	
					2,4				0,7
 (720 series)	10.79-12.81	443227		553088		443079		553098	
					2,4				0,7
 (720 series)	1.82- 7.85	443227		553088		443179	343214	553120	
					2,4				0,7
(GD 21)	9.85- 2.98	443238		553159		443226		553154	
					2,4				0,7
(MD 21)	9.85- 2.98	443239		553152 <u>243024</u>		443240		553153 <u>243025</u>	
					2,4				0,7
(D 22)	2.98-	443238		553159		443226		553154	
					0				0

Nissan

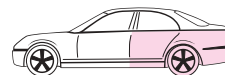
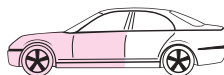


MODEL FAHRZEUG MODELE	YEAR JAHR ANNEE	FRONT/VORNE/AVANT			REAR/HINTEN/ARRIERE	Wrench icon	REAR/HINTEN/ARRIERE			Wrench icon
		PREMIUM Oil	EXCEL-G* Twin-tube Gas	GAS-A-JUST Mono-tube Gas			PREMIUM Oil	EXCEL-G* Twin-tube Gas	GAS-A-JUST Mono-tube Gas	
<b>Nissan (J)</b>										
<b>Pick-up, Cab, King Cab</b>										
(D 22)	2.98-	443293		553228	$\perp$ $\ominus$		443240		553153	$\ominus$ $\ominus$
<b>Prairie</b>										
(BM 10, PM 10) 1500, 1800	8.82- 8.88	633047 L 633046 R	333035 L 333034 R		$\oplus$  2,9		443212	343225		$\oplus$  1,0
(M11) 2000, 2400	10.88- 7.94		334161 L 334160 R		$\oplus$			363065		$\square$
(NM11) 2000, 2400	10.88- 7.94		334161 L 334160 R		$\oplus$					$\oplus$
<b>Primera</b>										
$\ominus$ ABS 1.6, 2.0 Diesel (P10)	6.90- 96		341120		$\perp$ $\ominus$ 3,8			333283 L 333282 R		$\oplus$  2,2
$\oplus$ ABS 1.6, 2.0 Diesel (P10)	6.90- 96		341120		$\perp$ $\ominus$ 3,8			333283 L 333282 R		$\oplus$  2,2
 2000 (  =  ) Incl. $\oplus$ ABS (P10)	6.90- 96		341120 351013		$\perp$ $\ominus$ 3,8			334057 L 334056 R 324011 L 324010 R		$\oplus$  2,2
1.6, 2.0, 2.0 Diesel Turbo Exc. 2.0 SRI, 2.0 GTI (P11)	6.96- 01		341120		$\perp$ $\ominus$			341227		$\perp$ $\ominus$
2.0 SRI, 2.0 GTI (P11)	6.96- 01		341120		$\perp$ $\ominus$			341228		$\perp$ $\ominus$
(P12)	1.02-		331015 L 331014 R		$\oplus$			341325		$\perp$ $\ominus$
<b>Primera</b>										
1.6, 2.0, 2.0 Diesel (W 10)	7.90- 1.98		332064 L 332063 R		$\oplus$  3,0			343248		$\oplus$  2,1
1.6, 2.0, 2.0 Diesel Turbo Incl. 2.0 SRI (WP 11)	1.98- 01		341120		$\perp$ $\ominus$			341228		$\perp$ $\ominus$
(WP 12)	1.02-		331015 L 331014 R		$\oplus$			341325		$\perp$ $\ominus$

Nissan

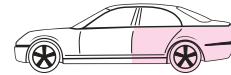
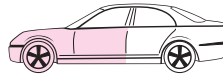
\*Excel-G is a new name of SUPER  
Excel-G ist der neue Name für SUPER  
Excel-G est le nom nouveau pour SUPER





MODEL FAHRZEUG MODELE	YEAR JAHR ANNEE	FRONT/VORNE/AVANT				REAR/HINTEN/ARRIERE			
		PREMIUM Oil	EXCEL-G* Twin-tube Gas	GAS-A-JUST Mono-tube Gas		PREMIUM Oil	EXCEL-G* Twin-tube Gas	GAS-A-JUST Mono-tube Gas	
<b>Nissan (J)</b>									
<b>Serena</b>									
(C23) 1.6 2.0 Diesel  Exc. SGX	7.92- 7.92-10.95	634075 L 634074 R	334143 L 334142 R			443149	343213	553116	
SM2800									
(C23) 2.3 Diesel  Exc. SGX	11.95-	634075 L 634074 R	334143 L 334142 R			443149	343213	553116	
Incl.  (C23) 2.0 Diesel SGX	7.92-10.95	634075 L 634074 R	334143 L 334142 R			444131		554098	
SM2800									
Incl.  (C23) 2.3 Diesel SGX	11.95- 5.96	634075 L 634074 R	334143 L 334142 R			444131		554098	
(C23) 2.0 (  =  ) SLX , SGX Incl.	7.92- 5.96	634075 L 634074 R	334143 L 334142 R			444131 <sup>1)</sup>		554098 <sup>1)</sup>	
SM2800									
(C23) 2.0 (  =  ) SE Incl.	6.96- 00	634075 L 634074 R	334143 L 334142 R			444158 <sup>1)</sup>		554111 <sup>1)</sup>	
SM2800									
1)									
<b>Silvia</b>									
(S12) 	10.83- 5.88		365013				343210		
<b>Skyline Exc. </b>									
(C 211 series) 160 K, 180 K, 200 K, 240 K, 280 D	8.77- 7.81	665011	365012				341012	551008	
3,8									
(R 30) 1800, 2000, 2800 Diesel Exc. 2000 Turbo	8.81-7.85	665011	365012				341031	551028	
3,8									
(R 30) 2000 Turbo	8.81- 7.85		365012					551028	
3,8									
(VR 30) 1800, 2000	8.81-	665011	365012						
3,8									

Nissan

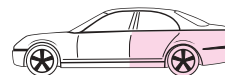
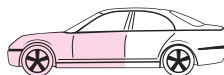


MODEL FAHRZEUG MODELE	YEAR JAHR ANNEE	FRONT/VORNE/AVANT			⌚	REAR/HINTEN/ARRIERE			⌚
		PREMIUM Oil	EXCEL-G* Twin-tube Gas	GAS-A-JUST Mono-tube Gas		PREMIUM Oil	EXCEL-G* Twin-tube Gas	GAS-A-JUST Mono-tube Gas	
<b>Nissan (J)</b>									
<b>Sunny</b>									
120 Y (B 210, 211) Exc.	5.73-10.77		362001		⌚			552003	⊥ ⊕
120 Y (KB 210, 211) Exc.	5.73-10.77		362001		⌚			552005	⊥ ○
120 Y (B 210) 	2.76- 7.78	664002			⌚			552003	⊥ ⊕
120 Y (KB 210) 	2.76- 7.78	664002			⌚			552005	⊥ ○
120Y (B 310)	9.78- 81	664002			⌚ 3,8	442008	342005	553023	⊥ ⊕ 0,6
140Y  (HB310, KHB310) 150Y  (PB310, KPB310)	10.77-10.80 11.80- 9.81	664002			⌚ 3,8	442008	342005	553023	⊥ ⊕ 0,6
1300, 1500 Exc. Turbo	(B 11) 10.81- 9.85	632009 L 632008 R	332008 L 332007 R		 2,9	442035	342008	552010	⊥ ⊕ 0,9
1700 Diesel 	(B 11) 10.82- 5.86	633047 L 633046 R	333035 L 333034 R		 2,9	442035	342008	552010	⊥ ⊕ 0,9
1500 Turbo 	(B 11) 9.82- 5.86	633047 L 633046 R	333035 L 333034 R		 2,9			552010	⊥ ⊕ 0,9
(B 12, N13) Exc.  , 1800-16V	6.86- 9.90	632041 L 632040 R	332029 L 332028 R  322025 L 322024 R		 2,9	632047 L 632046 R	332027 L 332026 R  322023 L 322022 R		 1,6
(4WD) 1600	(NN13) 6.86- 9.90		332039 L 332038 R		 2,9		333054 L 333053 R		 0,9
ABS 1400 2000 Diesel	(N14) 10.90- 95	633116 L 633115 R	333090 L 333089 R  323033 L 323032 R		 2,9	632073 L 632072 R	332057 L 332056 R  322027 L 322026 R		 2,8

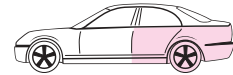
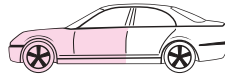
Nissan

\*Excel-G is a new name of SUPER  
Excel-G ist der neue Name für SUPER  
Excel-G est le nom nouveau pour SUPER





MODEL FAHRZEUG MODELE	YEAR JAHR ANNEE	FRONT/VORNE/AVANT				REAR/HINTEN/ARRIERE			
		PREMIUM Oil	EXCEL-G* Twin-tube Gas	GAS-A-JUST Mono-tube Gas		PREMIUM Oil	EXCEL-G* Twin-tube Gas	GAS-A-JUST Mono-tube Gas	
<b>Nissan (J)</b>									
<b>Sunny</b>									
(2WD) ⊖ ABS 1600 (N14)	10.90-10.93	633116 L 633115 R	333090 L 333089 R  323033 L 323032 R		+	634037 L <sup>1)</sup> 634036 R <sup>1)</sup>	334046 L <sup>1)</sup> 334045 R <sup>1)</sup>  324006 L <sup>1)</sup> 324005 R <sup>1)</sup>		+
			 	SM2800	2,9				2,8
(2WD) ⊖ ABS 1600 (N14)	11.93- 95	633116 L 633115 R	333090 L 333089 R  323033 L 323032 R		+	632073 L <sup>2)</sup> 632072 R <sup>2)</sup>	332057 L <sup>2)</sup> 332056 R <sup>2)</sup>  322027 L <sup>2)</sup> 322026 R <sup>2)</sup>		+
			 	SM2800	2,9				2,8
(2WD) ⊕ ABS 1400 1600 2000 Diesel (N14)	10.90- 95	633116 L 633115 R	333090 L 333089 R  323033 L 323032 R		+	634039 L 634038 R	334048 L 334047 R  324009 L 324008 R		+
			 		2,9				2,8
(2WD) 2000 (  =  ) Incl. ⊕ ABS Exc. GTI -R (2000 Turbo (4WD) : NN14) (N14)	10.90- 95	633116 L 633115 R	333090 L 333089 R  323033 L 323032 R		+	634039 L 634038 R	334048 L 334047 R  324009 L 324008 R		+
			 		2,9				2,8
(4WD) 1600 (NN14)	10.90- 95	633120 L 633119 R	333092 L 333091 R		+	632071 L 632070 R	332059 L 332058 R		+
					2,9				2,8
1) $\varnothing 51 \text{ mm}$									
2) $\varnothing 45 \text{ mm}$									
<b>Sunny Excellent</b>									
1400 (PB 110)	7.71- 5.73	665011	365012		□			552003	$\perp$ ⊖
1400 (KPB 110)	7.71- 5.73	665011	365012		□		343194		$\perp$ ○
1400 (PB 210)	5.73- 2.76	664003	364003		□			552003	$\perp$ ⊖

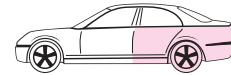
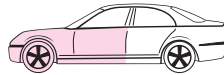


MODEL FAHRZEUG MODELE	YEAR JAHR ANNEE	FRONT/VORNE/AVANT				REAR/HINTEN/ARRIERE			
		PREMIUM Oil	EXCEL-G* Twin-tube Gas	GAS-A-JUST Mono-tube Gas		PREMIUM Oil	EXCEL-G* Twin-tube Gas	GAS-A-JUST Mono-tube Gas	
<b>Nissan (J)</b>									
<b>Sunny Excellent</b>									
1400 (KPB 210, KGB 211)	5.73-12.76	664003	364003					552005	
<b>Sunny, Sunny Traveller</b>									
1000 (VB 10, B 20) 	4.66-12.69	442004				443065			
1200 (VB 110, B 120) 	1.70- 5.73		362001			443066	343121		
120Y (VB 210) Exc.	5.73-10.77		362001			443066	343121		
120Y (VB 210) 	2.76- 7.78	664002				443066	343121	553083	
140Y  (VB 310) Exc.	10.77- 9.81		362001			443066	343121		
140Y  (VB 310) 	10.77- 9.81	664002				443066	343121		
140Y  (WHB310) 150Y  (WPB310)	10.77-10.80 11.80- 9.81	664002				442008	342005	553023	
1300, 1500 (VB11, TB11) 	10.82- 90	632009 L 632008 R	332008 L 332007 R			443229			
1300, 1500, 1600 (WB 11) 	10.81- 86	632009 L 632008 R	332008 L 332007 R			442035	342008	552010	
1700 Diesel (WB 11) 	10.81- 86	633047 L 633046 R	333035 L 333034 R			442035	342008	552010	
<u>2WD</u> 1500, 1600, 1700 Diesel Exc.	(WB 12) 6.86- 9.90	632041 L 632040 R	332029 L 332028 R  322025 L 322024 R			632047 L 632046 R	332027 L 332026 R  322023 L 322022 R		
<u>4WD</u> 1600 (WNB 12)	6.86- 9.90		332039 L 332038 R				333054 L 333053 R		

Nissan

\*Excel-G is a new name of SUPER  
Excel-G ist der neue Name für SUPER  
Excel-G est le nom nouveau pour SUPER



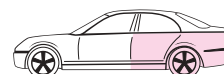
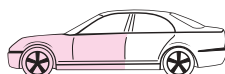


MODEL FAHRZEUG MODELE	YEAR JAHR ANNEE	FRONT/VORNE/AVANT				REAR/HINTEN/ARRIERE			
		PREMIUM Oil	EXCEL-G* Twin-tube Gas	GAS-A-JUST Mono-tube Gas		PREMIUM Oil	EXCEL-G* Twin-tube Gas	GAS-A-JUST Mono-tube Gas	
<b>Nissan (J)</b>									
<b>Sunny, Sunny Traveller</b>									
 1600 (TAYA Y 10) 2000 Diesel (TVCA Y 10)	11.90- 11.90-	633116 L 633115 R	333090 L 333089 R		 2,9		343240		 0,9
 1600 (TAYN Y 10)	11.90-	633120 L 633119 R	333092 L 333091 R		 2,9		343241		 0,9
<b>Terrano</b>									
2400 i (WD21)	8.86-10.87	443253 <sup>1)</sup>	343244 <sup>1)</sup>	553170 <sup>1)</sup>	 1,0	443183	343245	553111	 0,6
2400 i, 2700 Turbo Diesel (WD21)	10.87- 93	444102 <sup>1)</sup>	344200 <sup>2)</sup>	554070 <sup>2)</sup>	 1,0	443183	343245	553111	 0,6
3000 i Exc.	(WD21) 8.89-	444102	344200	554070	 1,0	443183	343245	553111	 0,6
1)		2)							
<b>Terrano II</b>									
	(R 20) 93-	444102	344200	554070	 1,0	443295	343355	553230	 0,6
<b>Violet, Stanza, Auster</b>									
 140 J, 160 J (J 710, J 711)	1.73- 7.77	665012	365019			443068	343059	553025	
 140 J SSS, 160 J SSS (P 710, P 711)	1.73- 7.77	665012	365019			444003		553026	
 140J (V 710)	1.73- 7.77	665012	365019			443069	343122		
 140 J, 160 J Incl. SSS (A11)	7.77- 6.81	664003	364003		 3,8			553023	 0,6
 140J (VA 11)	7.77- 6.81	664003	364003		 3,8	443070	343060		

Nissan



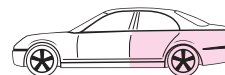
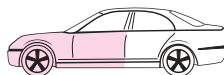
\*Excel-G is a new name of SUPER  
Excel-G ist der neue Name für SUPER  
Excel-G est le nom nouveau pour SUPER



MODEL FAHRZEUG MODELE	YEAR JAHR ANNEE	FRONT/VORNE/AVANT				REAR/HINTEN/ARRIERE			
		PREMIUM Oil	EXCEL-G* Twin-tube Gas	GAS-A-JUST Mono-tube Gas		PREMIUM Oil	EXCEL-G* Twin-tube Gas	GAS-A-JUST Mono-tube Gas	
<b>Nissan (J)</b>									
<b>Violet, Stanza, Auster</b>									
(T 11)	6.81- 9.85	664011	364004			664012	364005		
					2,8				2,5
<b>X-Trail</b>									
(T 30)	01-		334361 L 334360 R				334363 L 334362 R		
<b>Nissan Commercial (J)</b>									
<b>Clipper, Caball</b>									
Clipper (T 65 series)	66- 71	444060		553025		444023	344102	553084	
Clipper (660, 661)	2.69- 8.71	444060		553025					
Clipper (T 662, 663)	4.69- 5.76	444060		553025					
Caball  (C240, C340) Exc. bus,	68-12.81	444060		553025		444024			
<b>Homer, Cabstar</b>									
(F 20, F 21 series)	1.76- 3.78	444005		553123		444025		553058	
(F 20) Exc. Low flat floor	4.78- 82	444054				444025		553058	
Low flat floor 	(F 20) 10.78- 82	444054				444055			
2.0  (F 22)	1.82- 2.89	444054				444055 = 56210-T3000/-T6100/-T6210			
2.0 Exc. Steel High Bed	(F 22) 2.89- 6.92	444054				444140 = 56210-22T00			
2.0 Steel High Bed	(F 22) 2.89- 6.92	444054				444055 = 56210-T6210			
2.3 Diesel Incl. Low flat A-Chassis	(F 22) 1.82- 6.92	444054				444055 = 56210-T6100/-T6210			

\*Excel-G is a new name of SUPER  
Excel-G ist der neue Name für SUPER  
Excel-G est le nom nouveau pour SUPER



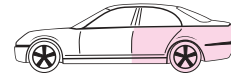
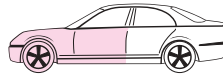


MODEL FAHRZEUG MODELE	YEAR JAHR ANNEE	FRONT/VORNE/AVANT			⌚	REAR/HINTEN/ARRIERE			⌚
		PREMIUM Oil	EXCEL-G* Twin-tube Gas	GAS-A-JUST Mono-tube Gas		PREMIUM Oil	EXCEL-G* Twin-tube Gas	GAS-A-JUST Mono-tube Gas	
<b>Nissan Commercial (J)</b>									
<b>Homer, Cabstar</b>									
2.3 Diesel   ( F 22)	1.82- 6.92	444054			⌚	444026 ⌚ = 56210-T6200/-T6202			⊖
2.3 Diesel   ( F 22)	1.82- 6.92	444054			⌚	444055 ⌚ = 56210-T6210			⊖
2.5 Diesel    ( F 22)	1.82- 2.89	444054			⌚	444055 ⌚ = 56210-T3000/-T6100/-T6210			⊖
2.5 Diesel   ( F 22)	2.89- 6.92	444054			⌚	444140 ⌚ = 56210-22T00			⊖
2.5 Diesel    ( F 22)	2.89- 6.92	444054			⌚	444055 ⌚ = 56210-T6210			⊖
2.5 Diesel   ( F 22)	1.82- 6.92	444054			⌚	444026 ⌚ = 56210-T6200/- T6202			⊖
2.5 Diesel    ( F 22)	1.82- 6.92	444054			⌚	444055 ⌚ = 56210-T6210			⊖
2.0  ( F 23)	7.92-	444054			⌚	444140 ⌚ = 56210-22T00			⊖
2.5 Diesel Exc. Low flat ( F 23)	7.92-	444054			⌚	444140 ⌚ = 56210-22T00			⊖
2.5 Diesel Low flat ( F 23)	7.92-	444054			⌚	444026 ⌚ = 56210-T6202			⊖
<b>Interstar</b>									
	9.02-		344306		⊖		344307		⊖
	9.02-		344306		⊖		344307		⊖
<b>Primistar</b>									
	9.01-		335803		⊕		344803		⊖
<b>Serena Cargo, Vanette Cargo</b>									
( C 23)	7.92-	634075 L 634074 R	334143 L 334142 R		⊕	443149	343213	553116	⊖
SM2800									

Nissan



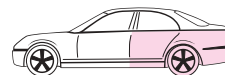
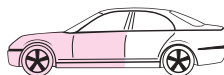
\*Excel-G is a new name of SUPER  
Excel-G ist der neue Name für SUPER  
Excel-G est le nom nouveau pour SUPER



MODEL FAHRZEUG MODELE	YEAR JAHR ANNEE	FRONT/VORNE/AVANT				REAR/HINTEN/ARRIERE			
		PREMIUM Oil	EXCEL-G* Twin-tube Gas	GAS-A-JUST Mono-tube Gas		PREMIUM Oil	EXCEL-G* Twin-tube Gas	GAS-A-JUST Mono-tube Gas	
<b>Nissan Commercial (J)</b>									
<b>Serena Cargo, Vanette Cargo</b>									
(C 23) 2.3 Diesel	7.92-	634075 L 634074 R	334143 L 334142 R			443149	343213	553116	
<b>Urvan, Caravan</b>									
(E 20, 22, 23)	4.78-10.86	444039		554047		443079		553095	
(E 24) Exc.	11.86-	444132		554099		444025		554075	
<b>Vanette, Vanette Cargo</b>									
C120  (JPN)	8.78- 6.87	443187		553099		443184		553100	
C120, C220  (E)		443187 = 56110 -Y9502		553099		443184 = 56210 -Y9502		553100	
(JPN) (C 22)	9.87-	444118		554072		443177		553145	
(JPN) (C 22)	9.86-	444118		554072		443279		553202	
<b>Opel (D)</b>									
<b>Agila</b>									
(H00) 1.0, 1.2 Incl.	4.00-		333307 L 333306 R				343331		
<b>Ascona, Manta</b>									
Ascona, L, SR, Voyage Manta, L, SR, GT Manta E Manta CC/CCE/GTE	8.75- 6.81 8.75- 88 9.77- 88 8.78- 88	443026	343048	553009 <u>244029</u>		443027	343006	554011 <u>244030</u>	
Ascona	8.81- 8.84	665042 915328	365030			443230	343150	551033	
Ascona C 1003027 → 5000001 → 6000001 →	9.84- 9.88	665057 915328	365054			443230	343150	551033	

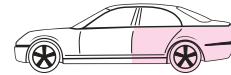
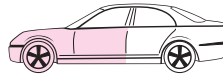
\*Excel-G is a new name of SUPER  
Excel-G ist der neue Name für SUPER  
Excel-G est le nom nouveau pour SUPER





MODEL FAHRZEUG MODELE	YEAR JAHR ANNEE	FRONT/VORNE/AVANT				REAR/HINTEN/ARRIERE			
		PREMIUM Oil	EXCEL-G* Twin-tube Gas	GAS-A-JUST Mono-tube Gas		PREMIUM Oil	EXCEL-G* Twin-tube Gas	GAS-A-JUST Mono-tube Gas	
<b>Opel (D)</b>									
<b>Astra</b>									
 Exc. GT, GSi	8.91- 98	665066▼ 665501	365078▼ 365504  375034			443134	343047	553075  243014	
	8.91- 98		365078▼ 365504  375034				343047	553075  243014	
	8.91- 98	665066▼ 665501	365078▼ 365504			443135	343099 Exc.	553137	
Astra G (T98) Exc. Sport sus.	98- 03		334949 L 334948 R				343306	553240	
Astra G (T98) ⊕ Sport sus.	98- 03		334608 L 334607 R				343306	553240	
Astra G (T98) Exc. Sport sus.	98- 03		334949 L 334948 R				343307	553241	
Astra G (T98) ⊕ Sport sus.	98- 03		334608 L 334607 R				343307	553241	
Astra G (T98) 1.8-16V, 2.0-16V	9.00-		334949 L 334948 R				343306	553240	
Astra G (T98) 1.6-16V, 1.8-16V	9.00-		334949 L 334948 R				343306	553240	
Astra G (T98) 2.2-16V	9.00-		334608 L 334607 R				343306	553240	
<b>Calibra</b>									
2.0 i (2WD), (4WD) Exc. 16 V, 16 V Turbo	90- 98	665063	365071▼ 365503  375032			443261	343259  353011	553182	

Opel

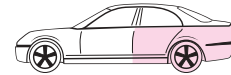
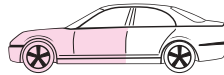


MODEL FAHRZEUG MODELE	YEAR JAHR ANNEE	FRONT/VORNE/AVANT			 ⌚	REAR/HINTEN/ARRIERE			 ⌚
		PREMIUM Oil	EXCEL-G* Twin-tube Gas	GAS-A-JUST Mono-tube Gas		PREMIUM Oil	EXCEL-G* Twin-tube Gas	GAS-A-JUST Mono-tube Gas	
<b>Opel (D)</b>									
<b>Calibra</b>									
2.0 i-16V (2WD), (4WD) 2.5 i-V6 (2WD)	90- 98		365071▼ 365503 <u>375032</u> SM1301		⌚ 2,2		343259 <u>353011</u>	553182	⌚ 0,7
2.0 i-16V Turbo (4WD)	90- 98		365071▼ 365503 <u>375032</u> 		⌚ 2,2		343259 <u>353011</u>	553182	⌚ 0,7
<b>Commodore</b>									
Commodore A 2.2, 2.5, Taxi	67- 1.72	443029	343005	553012	⌚ ⊕	443030	343049	554012	⌚ ○
Commodore B 2.5, 2.8	9.72- 7.77	443029	343005	553012	⌚ ⊕	443027	343006	554011	⌚ ⊕
Commodore B 2.5, 2.8	9.72- 4.75	443029	343005	553012	⌚ ⊕	443031	343007	554013	⌚ ○
Commodore C 2.5 S, 2.5 E	78- 82	665035	365007 		⌚ 2,3	443027	343006	554011	⌚ ⊕ 0,7
<b>Corsa A, Corsa B , </b>									
 Exc. 1.6 GSi	83- 2.93	633831	333831 <u>323034</u> SM1305		⊕ 1,3	443225	343265 <u>353012</u>	553155	⌚ ⊕ 0,6
1.6i GSi	88- 2.93		333831 <u>323034</u> SM1305		⊕ 1,3		343265 <u>353012</u>	553155	⌚ ⊕ 0,6
 Exc. Sport, GSi	3.93- 9.00	633831	333831 <u>323034</u> SM1302▼ SM2302		⊕ 1,3	443225	343265 <u>353012</u>	553155	⌚ ⊕ 0,6
1.4i Sport, 1.4Si Sport, 1.5TD Sport 1.6i-16V GSi	3.93- 9.00		333831 <u>323034</u> SM1302▼ SM2302		⊕ 1,3		343265 <u>353012</u>	553155	⌚ ⊕ 0,6

Opel

\*Excel-G is a new name of SUPER  
Excel-G ist der neue Name für SUPER  
Excel-G est le nom nouveau pour SUPER





MODEL FAHRZEUG MODELE	YEAR JAHR ANNEE	FRONT/VORNE/AVANT				REAR/HINTEN/ARRIERE			
		PREMIUM Oil	EXCEL-G* Twin-tube Gas	GAS-A-JUST Mono-tube Gas		PREMIUM Oil	EXCEL-G* Twin-tube Gas	GAS-A-JUST Mono-tube Gas	
<b>Opel (D)</b>									
<b>Corsa C</b>									
1.0, 1.2, 1.7DI Exc.  , Sport sus.	9.00-		333946 L 333945 R				343350		
1.4, 1.8, 1.7DTI Exc.  , Sport sus.	9.00-		333946 L 333945 R				343351		
<b>Frontera</b>									
(52SU, 53MW, 5JMW) Incl. Sport	10.91- 9.95	444120	344227			444122	344228		
(54/55/5B/5K SU,54/55/5B/5K MW) Incl. Sport	9.95-10.98		344227				344229		
 Incl. Sport	10.98-		344298				344299		
<b>Kadett, Olympia, Aero</b>									
Kadett A Kadett B Kadett Rallye	63- 67 65- 67 67- 73	443024	343080	553127					
Kadett B, Olympia A Exc, Kadett Rallye	68- 73	443024	343080	553127		443025	343081	553010	
 Kadett C, SR Aero	73- 79 76- 79	443026	343048	553009 <u>244029</u>		443027	343006	554011 <u>244030</u>	
 Kadett C, City (SR) Kadett 1.6 ltr. Caravan	73- 79 5.77- 79	443026	343048	553009		443025	343081	553010	
Kadett D 1.2, 1.3, 1.3S, SR	79- 8.84	665036	365025▼ 365501 <u>375009</u>			443134	343047	553075 <u>243014</u>	
Kadett D 	79- 8.84	665036	365025▼ 365501 <u>375009</u>			443135	343099	553137	

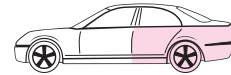
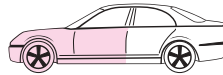
Opel

915322

915322



\*Excel-G is a new name of SUPER  
Excel-G ist der neue Name für SUPER  
Excel-G est le nom nouveau pour SUPER

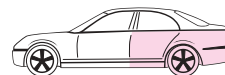
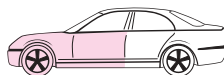


MODEL FAHRZEUG MODELE	YEAR JAHR ANNEE	FRONT/VORNE/AVANT			⌚	REAR/HINTEN/ARRIERE			⌚
		PREMIUM Oil	EXCEL-G* Twin-tube Gas	GAS-A-JUST Mono-tube Gas		PREMIUM Oil	EXCEL-G* Twin-tube Gas	GAS-A-JUST Mono-tube Gas	
<b>Opel (D)</b>									
<b>Kadett, Olympia, Aero</b>									
Kadett E  Exc. GSI, GSE	9.84- 91	665036	365025 ▼ 365501  375009 SM1300 <sup>1)</sup> SM1307 <sup>2)</sup>		⌚ 2,1	443134	343047	553075  243014	⊥ ⊕ 0,6
Kadett E  1.8 GSI, GSE	9.84- 91		365025 ▼ 365501  375009 SM1307		⌚ 2,1		343047	553075  243014	⊥ ⊕ 0,6
Kadett E  	9.84- 91	665036	365025 ▼ 365501  375009 SM1300 <sup>1)</sup> SM1307 <sup>2)</sup>		⌚ 2,1	443135	343099	553137	⊕ ⊥ 0,6
Kadett E Combo  	9.85- 93	665036	365025 ▼ 365501  375009 SM1300 <sup>1)</sup> SM1307 <sup>2)</sup>		⌚ 2,1	443233	343227		⊕ ⊕ 0,6
1) SM1300 1.2/1.3/1.4/1.6 ⊖		2) SM1307 1.6 ⊕  /1.8/2.0/Diesel							
<b>Monterey</b>									
(UBS)	92- 3.95		344279		⊥ ⊕		344229		⊕ ⊕
(UBS)	4.95- 3.98		344279		⊥ ⊕		344229		⊕ ⊕
<b>Omega A, Omega B </b>									
Omega A 1.8, 2.0, 2.4i, 2.3 D, 2.3 TD Exc.	9.86- 4.94	634022 L 634021 R	334100 L 334099 R  375009  SM1304		⊕ 2,8	443234	343216 Exc.	553162	⊥ ⊕ 0,6
Omega A 2.6i, 3.0i, 3.0i-24V, 3000, 3000-24V Exc.	9.86- 4.94		334100 L 334099 R  375009		⊕ 2,8		343216 Exc.	553162	⊥ ⊕ 0,6
Omega B  Exc.  , 2.5i, 3.0i	94-		334903  375009  SM1304		⊕ 2,7		343216 Exc.	553162	⊥ ⊕ 0,6
Omega B 2.5i, 3.0i Exc.	94-		334903  375009		⊕ 2,7		343216 Exc.	553162	⊥ ⊕ 0,6

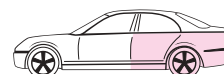
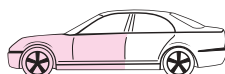
Opel

\*Excel-G is a new name of SUPER  
Excel-G ist der neue Name für SUPER  
Excel-G est le nom nouveau pour SUPER





MODEL FAHRZEUG MODELE	YEAR JAHR ANNEE	FRONT/VORNE/AVANT				REAR/HINTEN/ARRIERE			
		PREMIUM Oil	EXCEL-G* Twin-tube Gas	GAS-A-JUST Mono-tube Gas		PREMIUM Oil	EXCEL-G* Twin-tube Gas	GAS-A-JUST Mono-tube Gas	
<b>Opel (D)</b>									
<b>Omega A Caravan, Omega B Caravan</b>									
Omega A Caravan 2.0, 2.3 D, 2.3 TD, 2.4 Exc.	9.86- 4.94	634022 L 634021 R	334100 L 334099 R			444095	344256 Exc.	554088	
		915329	SM1304		2,8				0,6
Omega A Caravan 2.6 i, 3.0 i, 3.0i-24V Exc.	9.86- 4.94		334100 L 334099 R				344256 Exc.	554088	
		915329			2,8				0,6
Omega B Caravan ALL Exc.  , 2.5i, 3.0i	94-		334903				344256 Exc.	554088	
		915329	SM1304		2,7				0,6
Omega B Caravan 2.5i, 3.0i Exc.	94-		334903				344256 Exc.	554088	
		915329			2,7				0,6
<b>Rekord</b>									
Rekord A, B, C	63- 1.72	443029	343005	553012		443030	343049	554012	
					0,5				0,7
Rekord D 1.7, 1.9, 2.0, Sprint Rekord D 2.1 Diesel	72- 7.77 5.72- 8.78	443029	343005	553012		443027	343006	554011	
					0,5				0,7
Rekord E 1.7, 1.8, 1.9, 2.0, 2.2	8.77- 9.86	665035	365007			443027	343006	554011	
		915322			2,3				0,7
Rekord E 2.0 D, 2.3 D, 2.3 TD	77- 9.86	665056				443027	343006	554011	
		915322			2,3				0,7
<b>Rekord Caravan</b>									
Rekord A, B	63- 68	443029	343005						
					0,5				
Rekord C	67- 1.72	443029	343005			443030	343049	554012	
					0,5				0,7
Rekord D 1.7,1.9, 2.0, 2.1 D	1.72- 7.77	443029	343005			443031	343007	554013	
					0,5				0,7
Rekord E 1.7, 1.8, 1.9, 2.0, 2.2, 2.3 D	8.77- 9.86	665035	365007			443031	343007	554013	
		915322			2,3				0,7
<b>Senator, Monza (Exc.  )</b>									
Monza A  ALL Senator A  ALL	5.78- 8.87	665056					343044 Exc.	554029	
		915322			2,3				0,7



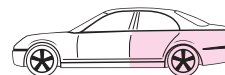
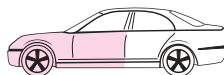
MODEL FAHRZEUG MODELE	YEAR JAHR ANNEE	FRONT/VORNE/AVANT				REAR/HINTEN/ARRIERE			
		PREMIUM Oil	EXCEL-G* Twin-tube Gas	GAS-A-JUST Mono-tube Gas		PREMIUM Oil	EXCEL-G* Twin-tube Gas	GAS-A-JUST Mono-tube Gas	
<b>Opel (D)</b>									
<b>Senator, Monza (Exc.  )</b>									
Senator B 2.3 TD, 2.6	9.87- 95	634022 L 634021 R	334100 L 334099 R			443234	343216	553162	
		915329  SM1304			2,8		Exc.		
Senator B 2.5	9.87- 95	634022 L 634021 R	334100 L 334099 R			443234	343216	553162	
		915329			2,8		Exc.		
Senator B 3.0i, 3.0i-24V	9.87- 95		334100 L 334099 R				343216	553162	
		915329			2,8		Exc.		
<b>Signum</b>									
1.8 Exc. Sport sus,	5.03-		◇ 334617 L 334616 R ◇					553307	
2.0 Turbo, 2.2, 2.0 DTI, 2.2 DTI 3.0-V6 CDTI, 3.2-V6 Exc. Sport sus,	5.03-		◇ 334619 L 334618 R ◇					553307	
<b>Tigra</b>									
	94-		333831 323034				343265 353012	553155	
		915325  SM1302 <sup>▼</sup> SM2302							
<b>Vectra A</b>									
 1.4, 1.6 i, 1.8 S, 1.8 i, 2.0 i 1.7D, 1.7TD	9.88- 95	665063	365071 <sup>▼</sup> 365503 375032			443134	343047	553075	
		915327  SM1301 <sup>1)</sup> SM1306 <sup>2)</sup>			2,1		Exc.	<u>243014</u>	
 2000-16V (  = 20XE, C 20XE) → NV199999, → N1999999 → N5999999	9.88- 92	665063	365071 <sup>▼</sup> 365503			443234	343216	553162	
		915327  SM1301 <sup>1)</sup> SM1306 <sup>2)</sup>			2,1		Exc.		
 2000-16V (  = 20XE, C 20XE) P1000001 →, P5000001 → P7000001 →	93- 95	665063	365071 <sup>▼</sup> 365503 375032			443134	343047	553075	
		915327  SM1301 <sup>1)</sup> SM1306 <sup>2)</sup>			2,1		Exc.	<u>243014</u>	
1) SM1301 : Exc. GT    2) SM1306 : GT									

















































Opel

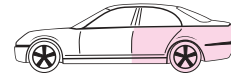
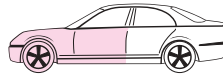
\*Excel-G is a new name of SUPER  
Excel-G ist der neue Name für SUPER  
Excel-G est le nom nouveau pour SUPER







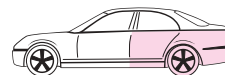
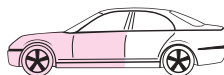
MODEL FAHRZEUG MODELE	YEAR JAHR ANNEE	FRONT/VORNE/AVANT			 	REAR/HINTEN/ARRIERE			 
		PREMIUM Oil	EXCEL-G* Twin-tube Gas	GAS-A-JUST Mono-tube Gas		PREMIUM Oil	EXCEL-G* Twin-tube Gas	GAS-A-JUST Mono-tube Gas	
<b>Opel (D)</b>									
<b>Vectra A</b>									
 2.5i -V6	93- 95		365071▼ 365503  375032   SM1301 <sup>1)</sup>  SM1306 <sup>2)</sup>		 2,1		343047  Exc. 	553075  243014	 0,6
 1.8i, 2.0i, 2.0i-16V, 2000-16V 2.0i-16V Turbo	9.88- 95	665063	365071▼ 365503    SM1301 <sup>1)</sup>  SM1306 <sup>2)</sup>		 2,1	443234	343216  Exc. 	553162	 0,6
1) SM1301 : Exc. GT    2) SM1306 : GT									
<b>Vectra B</b>  									
1.6 i, 1.8 i, 1.7 TD, 2.0 i, 2.0 Di Incl. 16V Exc. Sport sus.	9.95- 3.02		333913 L▼ 333912 R▼  333716 L 333715 R  		 1,5		341907 <sup>3)</sup>  Exc. 		 1,8
2.5 i -V6 Exc. Sport sus.	9.95- 3.02		334601 L 334600 R  		 1,5		341907 <sup>3)</sup>  Exc. 		 1,8
 Sport sus. 	9.95- 3.02		334610 L 334609 R		 1,5		341907 <sup>3)</sup>  Exc. 		 1,8
<b>Vectra C</b>   									
1.6-16V, 1.8-16V 2.0 DTI-16V, 2.2-16V Exc. Sport sus.  	4.02-		◇ 334617 L 334616 R ◇		 1,5			553307	 0,6
2.2 DTI Exc. Sport sus.  	4.02-		◇ 334619 L 334618 R ◇		 1,5			553307	 0,6
<b>Zafira</b>									
1.6-16V, 1.8-16V, 2.0DI	99-		334603 L 334602 R		 1,5		343308	553242	 0,6
3)  									



MODEL FAHRZEUG MODELE	YEAR JAHR ANNEE	FRONT/VORNE/AVANT				REAR/HINTEN/ARRIERE			
		PREMIUM Oil	EXCEL-G* Twin-tube Gas	GAS-A-JUST Mono-tube Gas		PREMIUM Oil	EXCEL-G* Twin-tube Gas	GAS-A-JUST Mono-tube Gas	
<b>Opel Commercial (D)</b>									
<b>Blitz (Bedford CF)</b>									
	74-	444045 445010 <sup>1)</sup>				444046 445011 <sup>1)</sup>			
1) 445010, 445011: Heavy Duty									
<b>Campo/Brava </b>									
 (TFR Series)	92-	443190		553119		443295		553230	
 (TFS Series)	92-	443216		553171		443295		553230	
<b>Corsa Combo </b>									
	10.93-10.01	633831	333831			443233	343227		
				SM1302 ▼ SM2302	1,3				
<b>Movano </b>									
2.5 D 2.8 TD	7.98-		344306						
1.9 DTi 2.2 DTi	9.00-		344306						
<b>Movano </b>									
	7.98-						344307		
	7.98-						344307		
	7.98-						344307		
	7.98-						344307		
	7.98-								

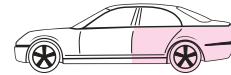
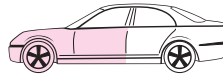
\*Excel-G is a new name of SUPER  
Excel-G ist der neue Name für SUPER  
Excel-G est le nom nouveau pour SUPER





MODEL FAHRZEUG MODELE	YEAR JAHR ANNEE	FRONT/VORNE/AVANT				REAR/HINTEN/ARRIERE			
		PREMIUM Oil	EXCEL-G* Twin-tube Gas	GAS-A-JUST Mono-tube Gas		PREMIUM Oil	EXCEL-G* Twin-tube Gas	GAS-A-JUST Mono-tube Gas	
<b>Peugeot (F)</b>									
<b>104 </b>									
L, GL  → 5534418 GL6  → 7070747	73- 8.76 74- 8.76	664004	364008						
GL  5534419 → 5675804 GL 6  7070748 → 7182579 SL  → 7182579	9.76- 2.79	664004	364008			441027	341024		
GL  5675805 → SL, GL 6  7182580 → S  → 5852871 SR, GR  = <b>ALL</b>	3.79- 88 3.79- 88 9.78- 80 3.79- 88	664017 <sup>1)</sup> 633021			   	441027	341024		   
S  5852872 → GL 6 Export  5675806 → 5852671	80-	633021	333020			441027	341024		
<b>104 </b>									
ZL, ZS → 5534418	9.73- 77	664004	364008						
ZL  5534419 → 5684481 ZS  5534419 → 5684067 ZA  5534419 → 5684441	77- 3.78	664004	364008		  	441041	341039		  
ZL  5684482 → ZS  5684068 → ZA  5684442 → ZR, Z, ZS 2  = <b>ALL</b>	4.78- 88 4.78- 88 4.78- 88 4.78- 88	664017 <sup>1)</sup> 633021			   	441041	341039		   
<b>106 </b>									
<b>ALL</b> Exc. 1.6-16V	91- 96 96-	665067▼ 665502	365087▼ 665506  375036			441065	341101	551052  <u>241006</u>	  
1.6-16V 1.6-16V	94- 96 96-		365087▼ 365506  375036				341101	551052  <u>241006</u>	  
1)  2)  → 50265608 3)  50265609 → SM1902 <sup>2)</sup> SM1903 <sup>3)</sup>									

Peugeot

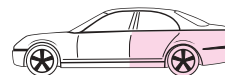
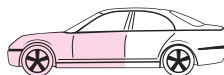


MODEL FAHRZEUG MODELE	YEAR JAHR ANNEE	FRONT/VORNE/AVANT				REAR/HINTEN/ARRIERE			
		PREMIUM Oil	EXCEL-G* Twin-tube Gas	GAS-A-JUST Mono-tube Gas		PREMIUM Oil	EXCEL-G* Twin-tube Gas	GAS-A-JUST Mono-tube Gas	
<b>Peugeot (F)</b>									
<b>204, 304</b>									
204 	2.70- 76	664006	364010			441028 <sup>1)</sup>	341025 <sup>1)</sup>		
304 	2.70- 9.72	664006	364010			441028 <sup>1)</sup>	341025 <sup>1)</sup>		
304 	10.72- 77	664006	364010			441029 <sup>2)</sup>	341026 <sup>2)</sup>		
304 4031501 →	9.77- 82	664010	364011			441029 <sup>2)</sup>	341026 <sup>2)</sup>		
<b>204, 304 Break, Fourgonette</b>									
204 	2.70- 9.72	664006	364010			441028 <sup>1)</sup>	341025 <sup>1)</sup>		
204 	10.72- 76	664006	364010			441029 <sup>2)</sup>	341026 <sup>2)</sup>		
304 	70- 9.74	664006	364010			441029 <sup>2)</sup>	341026 <sup>2)</sup>		
304 4031501 →	10.74- 82	664010	364011			441029 <sup>2)</sup>	341026 <sup>2)</sup>		
1) 441028 341025  ← ! 2) 441029 341026  ← !									
<b>205</b>									
,  XA, XAD Exc.GTi, CTi, Rally, Turbo-Diesel	83-	633828	333828 <u>324013 L</u> <u>324012 R</u>			443220	343229 <u>354001</u>	553138	
			<sup>3)</sup> SM1900						
 Rally, Turbo Diesel	83-					444091	344112	554065	
 1.6 GTi, 1.9 GTi	2.84-	634011 L 634010 R	334023 L 334022 R <u>324013 L</u> <u>324012 R</u>			444091	344112 <u>354001</u>	554065	
			<sup>4)</sup> SM1900						
3) for 324012 R/324013 L 4) for 634010 R/634011 L, 334022 R/334023 L, 324012 R/324013 L									

Peugeot

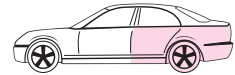
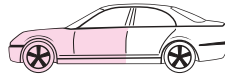
\*Excel-G is a new name of SUPER  
Excel-G ist der neue Name für SUPER  
Excel-G est le nom nouveau pour SUPER





MODEL FAHRZEUG MODELE	YEAR JAHR ANNEE	FRONT/VORNE/AVANT				REAR/HINTEN/ARRIERE			
		PREMIUM Oil	EXCEL-G* Twin-tube Gas	GAS-A-JUST Mono-tube Gas		PREMIUM Oil	EXCEL-G* Twin-tube Gas	GAS-A-JUST Mono-tube Gas	
<b>Peugeot (F)</b>									
<b>205</b>									
CT, CJ	86- 94	633828	333828 <u>324013 L</u> <u>324012 R</u>		 3,5	443220	343229 <u>354001</u>	553138	 1,1
			913112 1)  SM1900						
CTI	86- 94	633830	333830 SM1900		 3,5	443220	343229	553138	 1,1
1) for 324012 R/324013 L									
<b>206 </b>									
1.1i Exc. , XA, Entreprise	9.98-	633931 ▼ 633930L ▼ 633929R ▼ 633730 L 633729 R	333931 ▼ 333930L ▼ 333929R ▼ 333730 L 333729 R <u>323055 L</u> <u>323054 R</u>		 2,8	441110	341249 <u>351025</u>		 0,6
			915908  SM1912 L SM1913 R						
1.4i, 1.6i, 1.9D, 2.0HDI Exc. , Entreprise	9.98-	633930L ▼ 633929R ▼ 633730 L 633729 R	333930L ▼ 333929R ▼ 333730 L 333729 R <u>323055 L</u> <u>323054 R</u>		 2,8	441110	341249 <u>351025</u>		 0,6
			915908  SM1910 L SM1911 R						
Entreprise 1.1i XA, 1.4i XA, 1.9D Exc.	9.98-	633930L ▼ 633929R ▼ 633730 L 633729 R	333930L ▼ 333929R ▼ 333730 L 333729 R <u>323055 L</u> <u>323054 R</u>		 2,8	441111	341250 <u>351027</u>		 0,6
			915908  SM1910 L SM1911 R						
<b>206 CC </b>									
	01-		333930L ▼ 333929R ▼ 333730 L 333729 L <u>323055 L</u> <u>323054 R</u>				341250 <u>351027</u>		
			SM1910 L SM1911 R						

Peugeot

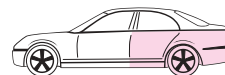
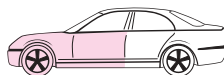


MODEL FAHRZEUG MODELE	YEAR JAHR ANNEE	FRONT/VORNE/AVANT				REAR/HINTEN/ARRIERE			
		PREMIUM Oil	EXCEL-G* Twin-tube Gas	GAS-A-JUST Mono-tube Gas		PREMIUM Oil	EXCEL-G* Twin-tube Gas	GAS-A-JUST Mono-tube Gas	
<b>Peugeot (F)</b>									
<b>206 SW</b>									
	6.02-		333730 L 333729 R				341250		
			323055 L 323054 R				351027		
<b>305</b>									
GL, GLS, GR, S, SR, GLD, GRD, SRD → 8870212	77- 82	664010	364011			441042			
					6,0				
GL, GLS, GR, S, SR, GLD, GRD, SRD 8870213 → 8987000	82- 6.82	664010	364011			441960	341960		
					6,0				2,5
S, GL, GLS  8987001 → GR, SR  8987001 → 9524000	7.82- 86	633829	333829			441960	341960		
			SM1900 <sup>1)</sup>		4,0				2,5
S, GL, Automatic  9370001 → GR, SR  9524001 →	86- 88	633829	333829			441961	341961		
			SM1900 <sup>1)</sup>		4,0				2,5
GLD, GRD, SRD 8987001 →	7.82- 88	633829	333829			441960	341960		
			SM1900 <sup>1)</sup>		4,0				2,5
GT, GTX	83- 88	633829	333829			441961	341961		
			SM1900 <sup>1)</sup>		4,0				2,5
<b>305</b>									
 → 8987000	78- 6.82	664010	364011			441962	341962		
					6,0				2,0
 8987001 →	7.82- 89	633829	333829			441962	341962		
			SM1900 <sup>1)</sup>		4,0				2,0
1)  9404640 →									
<b>306</b>									
 1.1 1.4 Exc. 175-70-, 175-65-	93- 2.97	633839 L 633838 R	333839 L 333838 R			441092	341166	551060	
			323839 L 323838 R		1,5			241008	
			SM1907 <sup>2)</sup> SM1908 <sup>3)</sup>			H/D 441093			0,9
2)									
3)									

Peugeot

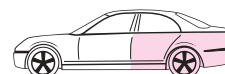
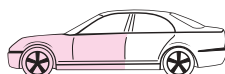
\*Excel-G is a new name of SUPER  
Excel-G ist der neue Name für SUPER  
Excel-G est le nom nouveau pour SUPER





MODEL FAHRZEUG MODELE	YEAR JAHR ANNEE	FRONT/VORNE/AVANT				REAR/HINTEN/ARRIERE			
		PREMIUM Oil	EXCEL-G* Twin-tube Gas	GAS-A-JUST Mono-tube Gas		PREMIUM Oil	EXCEL-G* Twin-tube Gas	GAS-A-JUST Mono-tube Gas	
<b>Peugeot (F)</b>									
<b>306</b>									
1.4 ⊕ 175-70-Ⓟ, 175-65-Ⓜ 1.6, 1.8, 1.9D, 1.9TD ALL Exc. 2.0, 2.0-16V	93- 2.97	633839 L 633838 R	333839 L 333838 R		 1,5	441093	341166	551060	 ⊖ ⊕ 0,9
	94- 2.97		<u>323839 L</u> <u>323838 R</u> SM1907 <sup>1)</sup> SM1908 <sup>2)</sup>						
1.4 Exc. 175-70-Ⓟ	3.97- 01	633839 L 633838 R	333839 L 333838 R		 1,5	441092	341166	551060	 ⊖ ⊕ 0,9
			<u>323839 L</u> <u>323838 R</u> SM1907 <sup>1)</sup> SM1908 <sup>2)</sup>						
1.4 ⊕ 175-70-Ⓟ 1.6, 1.8, 1.9D, 1.9TD ALL Exc. 2.0, 2.0-16V	3.97- 01	633839 L 633838 R	333839 L 333838 R		 1,5	441093	341166	551060	 ⊖ ⊕ 0,9
	3.97- 01			<u>323839 L</u> <u>323838 R</u> SM1907 <sup>1)</sup> SM1908 <sup>2)</sup>					
2.0, 2.0-16V	93- 2.97 3.97- 01		333839 L 333838 R		 1,5	441093	341166	551060	 ⊖ ⊕ 0,9
			<u>323839 L</u> <u>323838 R</u> SM1907 <sup>1)</sup> SM1908 <sup>2)</sup>						
ALL	93- 2.97 3.97-		333839 L 333838 R		 1,5	441093	341166	551060	 ⊖ ⊕ 0,9
			<u>323839 L</u> <u>323838 R</u> SM1907 <sup>1)</sup> SM1908 <sup>2)</sup>						
ALL	3.97-		333839 L 333838 R		 1,5	441093	341166	551060	 ⊖ ⊕ 0,9
			<u>323839 L</u> <u>323838 R</u> SM1907 <sup>1)</sup> SM1908 <sup>2)</sup>						

- 1) ⊖ ⊕  
2) ⊕ ⊕



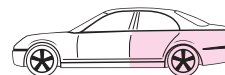
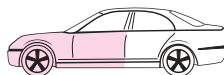
MODEL FAHRZEUG MODELE	YEAR JAHR ANNEE	FRONT/VORNE/AVANT			REAR/HINTEN/ARRIERE	REAR/HINTEN/ARRIERE			
		PREMIUM Oil	EXCEL-G* Twin-tube Gas	GAS-A-JUST Mono-tube Gas		PREMIUM Oil	EXCEL-G* Twin-tube Gas	GAS-A-JUST Mono-tube Gas	
<b>Peugeot (F)</b>									
<b>306</b>									
	94- 2.97 3.97-		333839 L 333838 R  323839 L 323838 R		+	441093	341166	551060  241008	⊖ ⊕ 0,9
			SM1907 <sup>1)</sup> SM1908 <sup>2)</sup>						
1) ⊖ ⊕ 2) ⊕ ⊕									
<b>307  , 307 SW </b>									
 Exc.	4.01-		◇ 333739 L 333738 R ◇ SM1923		+		344407		⊖ ⊕
 +	4.01-		SM1923		+		344408		⊖ ⊕
 Exc.	4.01-		SM1923		+		344408		⊖ ⊕
 +	4.01-		SM1923		+		344408		⊖ ⊕
<b>309</b>									
 Exc. GT, GT injection, Turbo Diesel, 1.9SR	85- 93	633830	333830  SM1900		+	443220	343229	553138	⊖ ⊕ 0,6
GT, GT injection, Turbo Diesel, 1.9 SR	85- 93	634011 L 634010 R	334023 L 334022 R  324013 L 324012 R  SM1900		+	443220	343229  354001	553138	⊖ ⊕ 0,6
			SM1900						
<b>404</b>									
 5065744 →	66- 75	663046			□	444077			⊖ ⊕
	67- 76	663046			□				
 U 8, U 10	66- 76	663046			□	445021			⊖ ⊕

Peugeot

\*Excel-G is a new name of SUPER  
Excel-G ist der neue Name für SUPER  
Excel-G est le nom nouveau pour SUPER

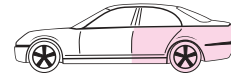
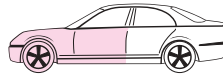






MODEL FAHRZEUG MODELE	YEAR JAHR ANNEE	FRONT/VORNE/AVANT				REAR/HINTEN/ARRIERE			
		PREMIUM Oil	EXCEL-G* Twin-tube Gas	GAS-A-JUST Mono-tube Gas		PREMIUM Oil	EXCEL-G* Twin-tube Gas	GAS-A-JUST Mono-tube Gas	
<b>Peugeot (F)</b>									
<b>405</b>									
 Exc. MI 16, GRI, SRI,	87- 96	633829	333829 324014 1)  SM1914 <sup>2)</sup> SM1901 <sup>3)</sup> SM1904 <sup>4)</sup>		 3,0	441066	341102 351014	551053	 0,6
 MI 16, GRI, SRI Exc.	87- 96		333829 324014 1)  SM1914 <sup>2)</sup> SM1901 <sup>3)</sup> SM1904 <sup>4)</sup>		 3,0	441066	341102 351014	551053	 0,6
 Exc.	87- 96	633829	333829 324014 1)  SM1914 <sup>2)</sup> SM1901 <sup>3)</sup> SM1904 <sup>4)</sup>		 3,0		OE =		
1) for 324014 2)  → S8026754 3)  S8026755 → 6.92 4)  7.92 →									
<b>406 Exc. </b>									
 1.6 1.8 1.8-16V 1.9 D 1.9 TD  → 7664 2.0  → 7664 2.0-16V  → 7664 Exc.	11.95- 5.97- 11.95- 11.95- 1.96- 11.95- 10.96-	633928L 633927R	333928L 333927R  SM1915		 1.7	441102	341229		 1.0
 1.9 TD  7665 → 2.0  7665 → 2.0-16V  7665 → 2.0 Turbo 2.1 TD 3.0 V6 Exc.	- - - 4.96- 1.96- 10.96-	633926L 633925R	333926L 333925R  SM1915		 1.7	441102	341229		 1.0
 2.0 HDI, 2.2 HDI Exc.	2.99-	633926L 633925R	333926L 333925R  SM1915		 1.7	441102	341229		 1.0
 	11.95-		SM1915		 1.7	441104	341231		 1.0

Peugeot

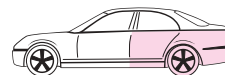
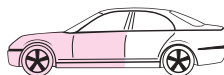


MODEL FAHRZEUG MODELE	YEAR JAHR ANNEE	FRONT/VORNE/AVANT				REAR/HINTEN/ARRIERE			
		PREMIUM Oil	EXCEL-G* Twin-tube Gas	GAS-A-JUST Mono-tube Gas		PREMIUM Oil	EXCEL-G* Twin-tube Gas	GAS-A-JUST Mono-tube Gas	
<b>Peugeot (F)</b>									
<b>406 Exc. </b>									
1.8-16V, 2.0-16V, 3.0-V6 Exc.	3.97-	633926L 633925R	333926L 333925R			441103	341230		
					1.7				1.0
		SM1915							
1.8 1.8-16V 1.9 D  → 7664 1.9 TD  → 7664 2.0-16V  → 7664 Exc.	5.97- 10.96- 10.96- 10.96- 10.96-	633928L 633927R	333928L 333927R			441104	341231		
					1.7				1.0
		SM1915							
1.9 D  7665 → 1.9 TD  7665 → 2.0-16V  7665 → 2.0 Turbo 2.1 TD 3.0-V6 Exc.	- - - 10.96- 10.96- 10.96-	633926L 633925R	333926L 333925R			441104	341231		
					1.7				1.0
		SM1915							
2.0 HDI, 2.2 HDI Exc.	2.99-	633926L 633925R	333926L 333925R			441104	341231		
					1.7				1.0
		SM1915							
	10.96-					441104	341231		
					1.7				1.0
		SM1915							
<b>504 </b>									
GL, GLD, Ti → 2181356	68- 76	664007				444036	344004	554032	
					5,8				0,8
L, LD → 2181356	73- 76	664007				444037		554033	
					5,8				0,8
GLD, Ti  2181357 → GL  2181357 → 3972015	76- 80 76- 85	664008	364002			444036	344004	554032	
					5,8				0,8
L, LD  2181357 → GR, SR, GRD  → 3972015 SRD  =	76- 80 80- 85 80- 83	664008	364002			444037		554033	
					5,8				0,8
GL 3972016 →	85-	664018 <sup>1)</sup> 664008 <sup>2)</sup>	364002 <sup>2)</sup>			444036	344004	554032	
					5,8				0,8
1) Exc.   = SHORT  Lmax = 190 mm <span style="margin-left: 100px;">2)   = SHORT  Lmax = 180 mm</span>									

Peugeot

\*Excel-G is a new name of SUPER  
Excel-G ist der neue Name für SUPER  
Excel-G est le nom nouveau pour SUPER



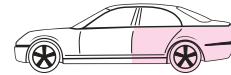
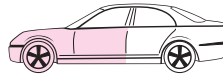


MODEL FAHRZEUG MODELE	YEAR JAHR ANNEE	FRONT/VORNE/AVANT				REAR/HINTEN/ARRIERE			
		PREMIUM Oil	EXCEL-G* Twin-tube Gas	GAS-A-JUST Mono-tube Gas		PREMIUM Oil	EXCEL-G* Twin-tube Gas	GAS-A-JUST Mono-tube Gas	
<b>Peugeot (F)</b>									
<b>504</b>									
GR, SR, GRD 3972016 →	85-	664018 <sup>1)</sup> 664008 <sup>2)</sup>	364002 <sup>2)</sup>		 5,8	444037		554033	 0,8
<b>504</b>									
 → 2085065	68- 76	664007			 5,8	444036	344004	554032	 0,8
 2085066 →	76- 83	664008	364002		 5,8	444036	344004	554032	 0,8
<b>504</b>									
L, LD, GL, GLD → 2181356	72- 76	664007			 5,8	441963			 0,8
GL, GLD  2181357 → L, LD  2181357 → 3972015 GR, GRD  2181357 → 3972015	76- 80 76- 85 76- 85	664008	364002		 5,8	441963			 0,8
L, LD, GR, GRD 3972016 →	85-	664018 <sup>1)</sup> 664008 <sup>2)</sup>	364002 <sup>2)</sup>		 5,8	441963			 0,8
<b>505</b>									
GL, GR, SR, STi, Turbo-injection GLD, GRD, SRD, SRD Turbo → 1469621	79- 83	664018 			 6,0	444036	344004	554032	 0,8
GL, SL, GR, SR, Ti, STi, GTi, GLD, GRD, SRD, SRD Turbo, GTD Turbo, GRD Turbo 1469622 → 1845000 Turbo-injection 1469622 → 1887751	83- 85 83- 86	664018 <sup>1)</sup> 664008 <sup>2)</sup> 	364002 <sup>2)</sup>		 6,0	444036	344004	554032	 0,8
GL, SL, GR, SR, GTi, GLD, GRD, SRD, SRD Turbo, GTD Turbo, GRD Turbo 1845001 → Turbo-injection Exc. ⊕ ABS 1887752 →	86- 86-	665065 			 6,0	444036	344004	554032	 0,8
Turbo-injection ⊕ ABS 1965001 →	87-				 6,0	444036	344004	554032	 0,8
<b>505</b>									
GL, GLD	82- 83	664008 	364002		 6,0	444088			 0,8
GR, SR, GRD, SRD GL, GTi, GLD, GTD Turbo → 1845000	82- 86 84- 86	664018 <sup>1)</sup> 664008 <sup>2)</sup> 	364002 <sup>2)</sup>		 6,0	444088			 0,8
<p>1) Exc.  = SHORT  Lmax = 190 mm</p> <p>2) ⊕  = SHORT  Lmax = 180 mm</p>									

Peugeot



\*Excel-G is a new name of SUPER  
Excel-G ist der neue Name für SUPER  
Excel-G est le nom nouveau pour SUPER

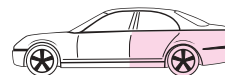
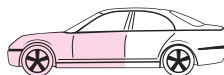


MODEL FAHRZEUG MODELE	YEAR JAHR ANNEE	FRONT/VORNE/AVANT				REAR/HINTEN/ARRIERE			
		PREMIUM Oil	EXCEL-G* Twin-tube Gas	GAS-A-JUST Mono-tube Gas		PREMIUM Oil	EXCEL-G* Twin-tube Gas	GAS-A-JUST Mono-tube Gas	
<b>Peugeot (F)</b>									
<b>505</b>									
GL, GR, GTi, GLD, GRD, GTD, GTD Turbo, GRD Turbo 1845001 →	86-	665065				444088			
					6,0				0,8
<b>604</b>									
SL, Ti, STi, Turbo Diesel → 6648440	74- 3.82	664018				444036	344004	554032	
					6,0				1,8
Ti, STi, GRD, SRD, Turbo-Diesel 6648441 →	4.82- 86	664008	364002			444036	344004	554032	
					6,0				1,8
<b>605</b>									
 Exc.	89- 95	633903 L 633902 R	333903 L 333902 R			441088	341195		
					1,4				3,0
 Exc.	95- 99	633961 L 633960 R	333961 L 333960 R			441088	341195		
									3,0
<b>607</b>									
2.2-16V, 3.0-V6, 2.2HDI Exc.	2.02-		◇ 334948 L 334947 R ◇			441088	341195		
					1,4				3,0
<b>806</b>									
	94- 1.98	634927	334927			443277 <sup>1)</sup>	343296 <sup>1)</sup>		
				 	2,3				1,6
	1.98- 8.00	634927	334927			443303 <sup>2)</sup>	343321 <sup>2)</sup>		
				 	2,3				1,6
	9.00-	634927	334927			443303 <sup>2)</sup>	343321 <sup>2)</sup>		
				 	2,3				1,6
1)  L max. = 370mm      2)  L max. = 400 mm									
<b>807</b>									
	2.02-					443303	343321		

Peugeot

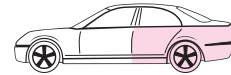
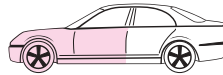
\*Excel-G is a new name of SUPER  
 Excel-G ist der neue Name für SUPER  
 Excel-G est le nom nouveau pour SUPER





MODEL FAHRZEUG MODELE	YEAR JAHR ANNEE	FRONT/VORNE/AVANT				REAR/HINTEN/ARRIERE			
		PREMIUM Oil	EXCEL-G* Twin-tube Gas	GAS-A-JUST Mono-tube Gas		PREMIUM Oil	EXCEL-G* Twin-tube Gas	GAS-A-JUST Mono-tube Gas	
<b>Peugeot Commercial (F)</b>									
<b>504</b>									
 → 3610000	79- 82	665062				445021			 0,8
 3610001 →	82-					445021			 0,8
<b>Boxer</b>									
  Incl. Exc. H/D, Camping Car	94-	635852					344283		
  Exc. H/D, Camping Car	94-	635853					345021		
<b>Expert</b>									
	96- 8.97	634928	334928			441106 <sup>1)</sup>	341238 <sup>1)</sup>		
	9.97- 8.00	634928	334928			441107 <sup>2)</sup>	341239 <sup>2)</sup>		
	9.00-	634928	334928			441107 <sup>2)</sup>	341239 <sup>2)</sup>		
1)  L max. = 370mm      2)  L max. = 400 mm									
<b>J5</b>									
Incl. → 0244300 Exc.	81- 85	635850				445022			 0,7
					2,7				
Exc. 0244301 → Exc.	85- 94	635851				445022			 0,7
					2,7				
 0244301 → 0327500 Exc.	85- 87	635851				445022			 0,7
					2,7				
 0327501 → Exc.	87- 94	635851							
					2,7				

Peugeot

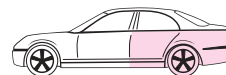
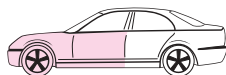


MODEL FAHRZEUG MODELE	YEAR JAHR ANNEE	FRONT/VORNE/AVANT				REAR/HINTEN/ARRIERE			
		PREMIUM Oil	EXCEL-G* Twin-tube Gas	GAS-A-JUST Mono-tube Gas		PREMIUM Oil	EXCEL-G* Twin-tube Gas	GAS-A-JUST Mono-tube Gas	
<b>Peugeot Commercial (F)</b>									
<b>J7</b>									
Fourgon	66- 80	441060				443237			
					⊥ ⊕ 3,0				⊥ ⊗ 1,4
<b>J9</b>									
Fourgon → 4161496	79- 86	441060				443237			
					⊥ ⊕ 3,0				⊥ ⊗ 1,4
Fourgon 4161497 →	86- 94					443237			
									⊥ ⊗ 1,4
<b>Partner, Ranch</b>									
  	96-	633839 L 633838 R	333839 L 333838 R			441105	341237		
			SM1905 <sup>1)</sup> SM1906 <sup>2)</sup>						⊕ ⊗
 	96-		333839 L 333838 R			441105	341237		
			SM1905 <sup>1)</sup> SM1906 <sup>2)</sup>						⊕ ⊗
1) ⊖ ⊕      2) ⊕ ⊗									
<b>Plymouth (US) ⇒ Chrysler (US)</b>									
<b>Pontiac (US) ⇒ General Motors (US)</b>									
<b>Porsche (D)</b>									
911, 911 S, Carrera RS (Series E)	9.71- 74		361004					554015	
					⊥ ⊕ 2,5				⊥ ⊗ 0,5
914	7.69- 76		361004					551004	
					⊥ ⊕				⊥ ⊗
924 Exc. ⊕ sports drive	76- 7.84	663005	363014					553013	
					⊥ ⊕ 1,4				⊕ ⊗ 0,6
928	4.77-								
944	81- 7.84	663005	363014					553013	
					⊥ ⊕ 1,4				⊕ ⊗ 0,6

Porsche

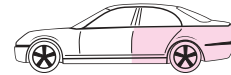
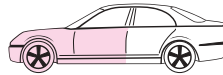
\*Excel-G is a new name of SUPER  
Excel-G ist der neue Name für SUPER  
Excel-G est le nom nouveau pour SUPER





MODEL FAHRZEUG MODELE	YEAR JAHR ANNEE	FRONT/VORNE/AVANT				REAR/HINTEN/ARRIERE			
		PREMIUM Oil	EXCEL-G* Twin-tube Gas	GAS-A-JUST Mono-tube Gas		PREMIUM Oil	EXCEL-G* Twin-tube Gas	GAS-A-JUST Mono-tube Gas	
<b>Proton (MA)</b>									
<b>Coupé</b>									
1.8	97-		334098 L <sup>1)</sup> 334097 R <sup>2)</sup>				341140		
1) O.E.= PW530083, PW530143, PW530241, PW530243					2) O.E.= PW530084, PW530144, PW530242, PW530244				
<b>Persona Compact, 300 Series </b>									
1.3, 1.5 (C96, C97)	97-		333225 L 333224 R				341140		
1.6 (C98)	97-		334098 L 334097 R				341140		
<b>Persona, 400 Series </b>									
1.3, 1.5 (C96, C97)	93-11.95		333125 L <sup>3)</sup> 333124 R <sup>4)</sup>			441085	341140		
1.6 (C98)	93-11.95		334073 L <sup>5)</sup> 334072 R <sup>6)</sup>			441085	341140		
1.3, 1.5 (C96, C97)	12.95-		333225 L <sup>7)</sup> 333224 R <sup>8)</sup>				341140		
1.6, 1.8, 2.0D (C98, C99, C95)	12.95-		334098L <sup>9)</sup> 334097R <sup>10)</sup>				341140		
3) O.E.= MB891073 4) O.E.= MB891074 5) O.E.= MB891745 6) O.E.= MB891746					7) O.E.= PW530075, PW530077, PW530079, PW530081 8) O.E.= PW530076, PW530078, PW530080, PW530082 9) O.E.= PW530083, PW530143, PW530241, PW530243 10) O.E.= PW530084, PW530144, PW530242, PW530244				
<b>Saga, Proton, Proton MPI </b>									
1.3, 1.5	85- 96	633040	333024			443250	343232	553165	
<b>Renault (F)</b>									
<b>Clio I (375*, 557*, 657*, B57*, C57*, S57*)</b>									
1.1	90- 7.97	633824 <sup>1)</sup>	333824 <sup>1)</sup>				341148	551054	
					2,2				

Proton, Renault



MODEL FAHRZEUG MODELE	YEAR JAHR ANNEE	FRONT/VORNE/AVANT				REAR/HINTEN/ARRIERE			
		PREMIUM Oil	EXCEL-G* Twin-tube Gas	GAS-A-JUST Mono-tube Gas		PREMIUM Oil	EXCEL-G* Twin-tube Gas	GAS-A-JUST Mono-tube Gas	

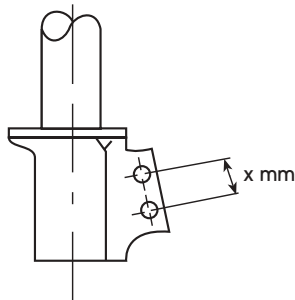
## Renault (F)

### Clio I (375\*, 557\*, 657\*, B57\*, C57\*, S57\*)

1.2 1.4	90- 7.97	633824 <sup>1)</sup>  633825 <sup>1)</sup> 	333824 <sup>1)</sup>   333825 <sup>1)</sup>   	 2,2		341148	551054  <u>241009</u>	 0,7
1.7, 1.8, 1.9 D Exc. 1.8 RSi, 1.8-16 V	90- 7.97	633825 <sup>1)</sup> 	333825 <sup>1)</sup>  	 2,2		341148	551054  <u>241009</u>	 0,7
1.8 RSi (357E, 357V, C579, C57H) Exc. 1.8-16V	90- 7.97		333825 <sup>1)</sup>   	 2,2			551054  <u>241009</u>	 0,7
1.2 1.4	7.97- 98	633824 <sup>1)</sup>  633706 <sup>1)</sup> 	333824 <sup>1)</sup>   333706 <sup>1)</sup>  	 2,2		341148	551054  <u>241009</u>	 0,7
1.8, 1.9 D Exc. 1.8 RSi, 1.8-16 V	7.97- 98	633706 <sup>1)</sup> 	333706 <sup>1)</sup> 	 2,2		341148	551054  <u>241009</u>	 0,7

Renault

1)



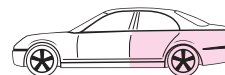
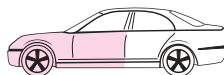
2) SM1504, 1.2L  
3) SM1503, 1.4L

X =	KYB O.E. ≙	333824	633825	333825	633706	333706	333849
		633824		323825			323849
52 mm	7700 808 490	○					
	7700 816 045	○					
	7700 823 130	○					
	7700 828 680	○					
	7700 838 084	○					
54 mm	7700 808 491		○	○			
	7700 808 492		○	○			
	7700 816 046		○	○			
	7700 823 129		○	○			
	7700 823 131		○	○			
	7700 828 681		○	○			
	7700 828 682		○	○			
	7700 838 083		○	○			
	7700 838 086		○	○			
	7700 838 087		○	○			
	7700 828 683			○			
	7700 838 088			○			
	7700 828 684						○
7700 838 085						○	
58 mm	7700 423 726				○	○	
	7700 423 727				○	○	
	7700 423 729					○	

\*Excel-G is a new name of SUPER  
Excel-G ist der neue Name für SUPER  
Excel-G est le nom nouveau pour SUPER







MODEL FAHRZEUG MODELE	YEAR JAHR ANNEE	FRONT/VORNE/AVANT				REAR/HINTEN/ARRIERE			
		PREMIUM Oil	EXCEL-G* Twin-tube Gas	GAS-A-JUST Mono-tube Gas		PREMIUM Oil	EXCEL-G* Twin-tube Gas	GAS-A-JUST Mono-tube Gas	

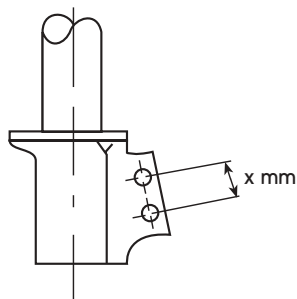
## Renault (F)

### Clio I (375\*, 557\*, 657\*, B57\*, C57\*, S57\*)

1.8 RSi (357V, C57H) Exc. 1.8-16 V	7.97- 98		333706 <sup>1)</sup>					551054 <u>241009</u>	
				SM1503					
1.8-16 V (C575, C57D)	90- 98		333849 <sup>1)</sup> 323849 <sup>1)</sup>					551068 <u>241010</u>	
				SM1503					
2.0-16 V Williams (C57M)	90- 98							551068 <u>241010</u>	
				SM1503					
=Electric (357W, 557W)	90- 7.97	633825 <sup>1)</sup>	333825 <sup>1)</sup>						
=Electric (357W, 557W)	7.97- 98	633706 <sup>1)</sup>	333706 <sup>1)</sup>						

Renault

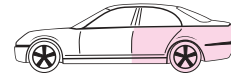
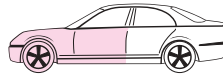
1)



X =	O.E. =	KYB						
		333824 633824	633825	333825 323825	633706	333706	333849 323849	
52 mm	7700 808 490	○						
	7700 816 045	○						
	7700 823 130	○						
	7700 828 680	○						
	7700 838 084	○						
54 mm	7700 808 491		○	○				
	7700 808 492		○	○				
	7700 816 046		○	○				
	7700 823 129		○	○				
	7700 823 131		○	○				
	7700 828 681		○	○				
	7700 828 682		○	○				
	7700 838 083		○	○				
	7700 838 086		○	○				
	7700 838 087		○	○				
	7700 828 683			○				
	7700 838 088			○				
	7700 828 684						○	
	7700 838 085						○	
58 mm	7700 423 726				○	○		
	7700 423 727				○	○		
	7700 423 729					○		

### Clio II (BBO\*, CBO\*, SBO\*)

1.2	98-	633707	333707				343289		
				SM1507					
1.4, 1.6, 1.9D, 1.9 dTi Exc. Sport sus., 1.6-16V	98-	633708	333708				343289		
				SM1507					

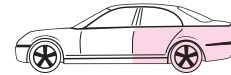
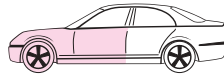


MODEL FAHRZEUG MODELE	YEAR JAHR ANNEE	FRONT/VORNE/AVANT			⚙️ ⌚	REAR/HINTEN/ARRIERE			⚙️ ⌚
		PREMIUM Oil	EXCEL-G* Twin-tube Gas	GAS-A-JUST Mono-tube Gas		PREMIUM Oil	EXCEL-G* Twin-tube Gas	GAS-A-JUST Mono-tube Gas	
<b>Renault (F)</b>									
<b>Clio II (BBO*, CBO*, SBO*)</b>									
1.4, 1.6, 1.9D, 1.9 dTi ⊕ Sport sus.	98-		333708		⊕			553225	⊕
			OE=7700 428 115					OE=7700 435 651	
			SM1507						
1.6-16V (CB0T)	98-		333708		⊕			553225	⊕
			915506						
			SM1507						
<b>Espace (2WD), (4WD)</b>									
J112  T005813 → T036434 J115  → T028296 J117  → T003258 S112  → T000620 S115  → T000841	11.84-12.87	441080			⊕ ⊗	443270	343266		⊕ ⊗ 0,8
J112  T036435 → /K000001 → J115  T028297 → J116  T000001 → /K000001 → J117  T003259 → S112  T000621 → S115  T000842 →	1.88- 3.91	441069	341110		⊕ ⊗ 3,4	443270	343266		⊕ ⊗ 0,8
2.0, 2.2, 2.1TD, 2.9-V6, 3.0-V6 (J63) Exc.	4.91- 1.97	441069	341110		⊕ ⊗ 1,6	443270	343266		⊕ ⊗ 0,8
=2.70m 2.0, 1.9D (JEOA, JEON, JEOM)	96- 02		334960		⊕			553218	⊕ ⊗
=2.87m 2.0 (JEOA, JEON)	96- 02		334960		⊕			553219	⊕ ⊗
=2.70m 2.2D, 3.0 V6 (JEOD, JEOE, JEOH, JEOP)	96- 02		334960		⊕			553219	⊕ ⊗
=2.87m 2.2D, 3.0 V6 (JEOD, JEOE, JEOH, JEOP)	96- 02		334960		⊕				⊕ ⊗
=2.70 m 2.0, 1.9D, 2.2D, 3.0 V6 (JEOA, JEOD, JEOE, JEOH, JEOM, JEON, JEOP)	96- 02		334960		⊕			553218	⊕ ⊗
= 2.87 m 2.0, 2.2D, 3.0 V6 (JEOA, JEOE, JEOH, JEON, JEOP)	96- 02		334960		⊕				⊕ ⊗
= 2.70 m 3.0 V6 (JEOG)	96- 02		OE= 60 25 314 853/854		⊕			553218	⊕ ⊗
= 2.87 m 3.0 V6 (JEOG)	96- 02		OE= 60 25 314 853/854		⊕			OE= 60 25 308 763	⊕ ⊗

Renault

\*Excel-G is a new name of SUPER  
Excel-G ist der neue Name für SUPER  
Excel-G est le nom nouveau pour SUPER





MODEL FAHRZEUG MODELE	YEAR JAHR ANNEE	FRONT/VORNE/AVANT			REAR/HINTEN/ARRIERE		
		PREMIUM Oil	EXCEL-G* Twin-tube Gas	GAS-A-JUST Mono-tube Gas	PREMIUM Oil	EXCEL-G* Twin-tube Gas	GAS-A-JUST Mono-tube Gas

## Renault (F)

### Espace ,

= 2.70 m 3.0 V6 (JEOG)	96- 02		OE= 60 25 314 853/854			OE= 60 25 314 020	
ALL Exc. , Self Leveling (K)	02-	634814	334814 SM1513			344802	

### Fuego

TL, GTL, GTS, GTX (R-1360/1361/1362/1363/1365/1366)	80- 85	441052	341047			443206	343180	553150	
				1,6					1,4

### Kangoo ⇒ See Renault Commercial (F)

### Laguna Exc.

1.8 (B56A, B56B, B56S, B56Z) 2.0 (B56C, B56H, B56N) Exc. 2.0S	1) 12.93- 4.95	634802 <sup>2)</sup>	334802 <sup>2)</sup> MB1901				551062▼ 551805	
1.8 (B56A, B56B, B56S, B56T, B56Z)	1) 4.95- 3.01	634802 <sup>2)</sup>	334802 <sup>2)</sup> MB1901				551062▼ 551805	
1.8 (B560, B56B, B56S, B56T) Exc.  ABS	1) 4.95- 3.01	634802 <sup>2)</sup>	334802 <sup>2)</sup> MB1901				551062▼ 551805	

Renault

1)	Model Type	-4.95	4.95-
1800 cc	B 560		S000001 →, E000001→
	B 56A	→ S023509	S023510 →, E000001→
	B 56B	→ S060991, → E060293	S060992 →, E060294→
	B 56S	→ S003274, → E012489	S003275 →, E012490→
	B 56T		S000001 →, E000001→
2000 cc	B 56Z	→ S000011	S000012 →, E000001→
	B 56C	→ S059001, → E036671	S059002 →, E036672→
	B 56H	→ S010453	S010454 →, E000001→
	B 56L		S000001 →, E000001→
	B 56N	→ S001608	S001609 →, E000001→

12.93- 06.96 ID Plate 07.96-

Model Type → B5 6

= W  
 , = Exc.W

Fabrication No. →

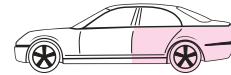
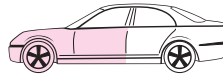
= D  
 , = C, E

A = Normal Road  
B = Bad Road

2), 3)

	ø	W	KYB
2)	16 mm	34 mm	634802, 334802
3)	14 mm	24 mm	634807, 334807

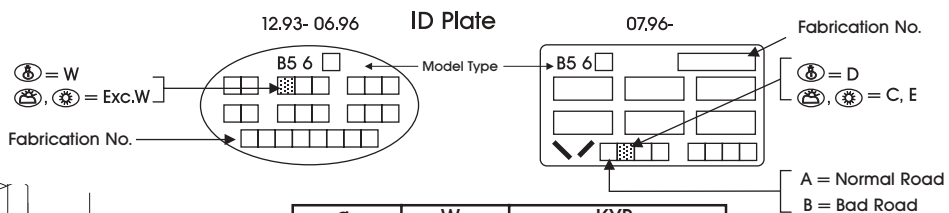
\*Excel-G is a new name of SUPER  
Excel-G ist der neue Name für SUPER  
Excel-G est le nom nouveau pour SUPER



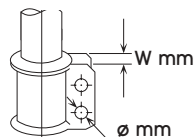
MODEL FAHRZEUG MODELE	YEAR JAHR ANNEE	FRONT/VORNE/AVANT			⚙️ ⌚	REAR/HINTEN/ARRIERE			⚙️ ⌚
		PREMIUM Oil	EXCEL-G* Twin-tube Gas	GAS-A-JUST Mono-tube Gas		PREMIUM Oil	EXCEL-G* Twin-tube Gas	GAS-A-JUST Mono-tube Gas	
<b>Renault (F)</b>									
<b>Laguna</b> <b>Exc.</b>									
⊕ ⊗ ⊖ ⊗ ⊖ ABS 1.8 (B560, B56B, B56S, B56T)	1) 4.95- 3.01	634807 <sup>3)</sup>	334807 <sup>3)</sup>		⊕ 1,7		551062▼ 551805	⊖ ⊖ 0,7	
2.0 Exc. 2.0S (B56C, B56L) ⊕ (B56C) ⊕ ⊗ ⊕ ⊗ (B56C) ⊕ ⊗ ⊕ ABS (B56H) ⊕ ⊗ (B56H) ⊕ ABS (B56L) ⊕ ⊗ ⊕ AT (B56L) ⊕ ⊗ ⊕ MT ⊕ ABS (B56N) ⊕ AT (B56N) ⊕ MT ⊕ ⊗	1) 4.95- 3.01	634802 <sup>2)</sup>	334802 <sup>2)</sup>		⊕ 1,7		551062▼ 551805	⊖ ⊖ 0,7	
2.0 Exc. 2.0S (B56C) ⊕ ⊗ ⊖ ⊗ ⊖ ABS (B56H) ⊖ ⊗ ⊖ ABS (B56L) ⊕ ⊗ ⊕ MT ⊖ ⊗ ⊖ ABS (B56L) ⊕ MT ⊖ ⊗ ⊖ ABS	1) 4.95- 3.01	634807 <sup>3)</sup>	334807 <sup>3)</sup>		⊕ 1,7		551062▼ 551805	⊖ ⊖ 0,7	
2.0S (B56D, B56M) 2.2 D/TD (B562, B566, B569, B56F) 3.0 (B56E, B56R)	12.93- 3.01	634802 <sup>2)</sup>	334802 <sup>2)</sup>		⊕ 1,7		551062▼ 551805	⊖ ⊖ 0,7	

1)

	Model Type	-4.95	4.95-
1800 cc	B 560		S000001 →, E000001→
	B 56A	→ S023509	S023510 →, E000001→
	B 56B	→ S060991, → E060293	S060992 →, E060294→
	B 56S	→ S003274, → E012489	S003275 →, E012490→
	B 56T		S000001 →, E000001→
	B 56Z	→ S000011	S000012 →, E000001→
2000 cc	B 56C	→ S059001, → E036671	S059002 →, E036672→
	B 56H	→ S010453	S010454 →, E000001→
	B 56L		S000001 →, E000001→
	B 56N	→ S001608	S001609 →, E000001→



2), 3)

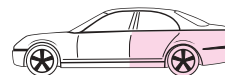
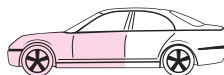

































































	ø	W	KYB
2)	16 mm	34 mm	634802, 334802
3)	14 mm	24 mm	634807, 334807

<b>Laguna</b> <b>Exc.</b>									
	95- 3.01	634802	334802		⊕ 1,7		551808 Exc.	⊖ ⊖ 0,7	

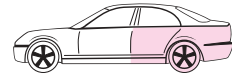
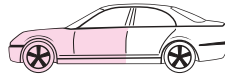
\*Excel-G is a new name of SUPER  
Excel-G ist der neue Name für SUPER  
Excel-G est le nom nouveau pour SUPER





MODEL FAHRZEUG MODELE	YEAR JAHR ANNEE	FRONT/VORNE/AVANT			 	REAR/HINTEN/ARRIERE			 
		PREMIUM Oil	EXCEL-G* Twin-tube Gas	GAS-A-JUST Mono-tube Gas		PREMIUM Oil	EXCEL-G* Twin-tube Gas	GAS-A-JUST Mono-tube Gas	
<b>Renault (F)</b>									
<b>Laguna</b>    									
	12.93- 3.01		334802		 1,7			551808	  0,7
			 MB1901					Exc. 	
<b>Laguna II</b>									
 (B74) 1.6, 1.8, 2.0, 1.9dCi, 2.2dCi	2.01-	633717	333717					553803	 
			 SM1512						
 (K74) 1.6, 1.8, 2.0, 1.9dCi, 2.2dCi	2.01-	633717	333717					553803	 
			 SM1512						
<b>Mégane I, Mégane Classic</b>  									
 Exc. 2.0-16V, 	95- 9.02	633827	333827					551061▼ 551804	 
			<u>323827</u>					<u>241011</u>	
			 SM1501						
2.0-16V Exc. 	95- 9.98		334808					551065	 
			<u>324808</u>					<u>241012</u>	
			 SM1501						
2.0 16V Exc. 	10.98- 9.02		334830					551065	 
			 SM1501						
<b>Mégane I, Mégane Coach</b>  									
 Exc. 2.0-16V	95- 03	633827	333827					551065	 
			<u>323827</u>					<u>241012</u>	
			 SM1501						
2.0-16V	95- 9.98		334808					551065	 
			<u>324808</u>					<u>241012</u>	
			 SM1501						
2.0-16V	10.98- 9.02		334830					551065	 
			 SM1501						
<b>Mégane II</b>									
 Exc. 	10.02-	633718	333718				344800		 
			 SM1517						

Renault

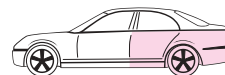
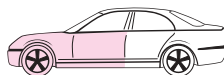


MODEL FAHRZEUG MODELE	YEAR JAHR ANNEE	FRONT/VORNE/AVANT				REAR/HINTEN/ARRIERE			
		PREMIUM Oil	EXCEL-G* Twin-tube Gas	GAS-A-JUST Mono-tube Gas		PREMIUM Oil	EXCEL-G* Twin-tube Gas	GAS-A-JUST Mono-tube Gas	
<b>Renault (F)</b>									
<b>Mégane Grandtour</b>									
	1.97- 03	633827	333827 323827					555013	
<b>Mégane Scenic</b> (2WD)									
 1.4, 1.6	96- 9.98	633827	333827 SM1501		 1.7			551066▼ 551807	 0,6
1.6 1.9D, 1.9DT 1.9DTI, 2.0	96- 6.98	634929	334929 SM1501		 1.7			551066▼ 551807	 0,6
1.4, 1.6 1.6 , 1.9D, 1.9DT, 1.9DTI, 2.0	10.98- 03 7.98- 03	633827	333827 SM1501		 1.7			551066▼ 551807	 0,6
<b>R 4</b>									
(R-1120/1124)	61- 8.68					441004		551045	 1,2
(R-1120/1123/1126)	9.68-	443032	343022		 1,6	441004		551045	 1,2
GTL (R-1128)	78-	443032	343022		 1,6	441004		551045	 1,2
(F 4) (R-2105/2106/2109)	9.68-	443032	343022		 1,6			551029	 1,2
(F 6) (R-2430/2370)	75-	443032	343022		 1,6			551029	 1,2
<b>R 5</b>									
 Incl. Société Exc. Alpine, Turbo (R-1223/122B)	2.72- 84	443032	343022	553076	 1,6	441030	341005	551023	 1,0
Alpine (R-1223) Alpine Turbo (R-122B)	76- 84								
<b>R 5 (Super 5)</b>									
B 40, C 40, S 40 Exc. GT Turbo	84- 7.85	633080	333059 SM1500		 3,0	441056	341058	551046	 0,7

Renault

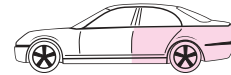
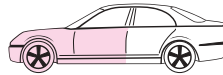
\*Excel-G is a new name of SUPER  
Excel-G ist der neue Name für SUPER  
Excel-G est le nom nouveau pour SUPER





MODEL FAHRZEUG MODELE	YEAR JAHR ANNEE	FRONT/VORNE/AVANT				REAR/HINTEN/ARRIERE			
		PREMIUM Oil	EXCEL-G* Twin-tube Gas	GAS-A-JUST Mono-tube Gas		PREMIUM Oil	EXCEL-G* Twin-tube Gas	GAS-A-JUST Mono-tube Gas	
<b>Renault (F)</b>									
<b>R 5 (Super 5) </b>									
B 40, C 40, S 40 Exc. GT Turbo, GTE	8.85- 5.88	633804 <sup>1)</sup>	333804 <sup>1)</sup>			441056	341058	551046	
					3,0				⊖ ⊖ 0,7
B 40, C 40, S 40 Exc. B/C 402, 408, 40G, 40K, S400 Exc. GT Turbo, Diesel	6.88- 3.95	633805 <sup>2)</sup>	333805 <sup>2)</sup>			441056	341058	551046	
					3,0				⊖ ⊖ 0,7
B402, C402, S400, B408, C408, B40G, C40G, B40K, C40K	6.88- 3.95	633804 <sup>1)</sup>	333804 <sup>1)</sup>			441056	341058	551046	
					3,0				⊖ ⊖ 0,7
Diesel (B/C/S 404) TD, GTD	6.88-12.96	633804 <sup>1)</sup>	333804 <sup>1)</sup>			441056	341058	551046	
					3,0				⊖ ⊖ 0,7
GT Turbo (C 405)	84- 8.85	633081	333060				341068		
					3,0				⊖ ⊖ 0,7
1) 633804 333804  2) 633805 333805 									
GT Turbo (C 405) GTE (C 409)	9.85- 5.87 10.86- 8.91	633082	333061				341068		
					3,0				⊖ ⊖ 0,7
GT Turbo (C 405)	6.87- 5.91						341068		
									⊖ ⊖ 0,7
<b>R 5 (Super 5) Express, Rapide, Extra  ⇒ See Renault Commercial (F)</b>									
<b>R 6</b>									
 (R-1180, 1181)	68- 81	443032				441004			
					⊥ ⊖ 1,6				⊖ ⊖ 1,2
<b>R 9, R 11</b>									
R 9  2x ⊖ ⊕ 1.1 (L 421) 1.2 (L 42S) 1.4 (L 422/423/42A/42C/42R) 1.6 D (L 424) Exc.1.4 Turbo (L 425)	82- 90	633807	333807				343152	553141	
					3,0				⊥ ⊖ 0,7
R 11  2x ⊖ ⊕ 1.1 (B/C/S 371) 1.2 (B/C/S 37S) 1.4 (B/C 372/373/37A/37C/37R) 1.4 (S 372/373/37A) 1.6 D (B/C/S 374) Exc.1.4 Turbo (B/C 375)	83- 90	633807	333807				343152	553141	
					3,0				⊥ ⊖ 0,7

Renault

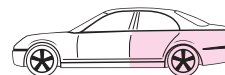
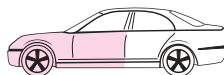


MODEL FAHRZEUG MODELE	YEAR JAHR ANNEE	FRONT/VORNE/AVANT			Wrench icon ⌚	REAR/HINTEN/ARRIERE			Wrench icon ⌚
		PREMIUM Oil	EXCEL-G* Twin-tube Gas	GAS-A-JUST Mono-tube Gas		PREMIUM Oil	EXCEL-G* Twin-tube Gas	GAS-A-JUST Mono-tube Gas	
<b>Renault (F)</b>									
<b>R 9, R 11</b>									
R 9  2x(4)  4x4 1.7 (L 426)  →D003950/→H005600 1.7 (L 42F)  →D000525	85- 86	633807	333807		3,0		343152	553141	0,7
R 11  2x(4)  4x4 1.4Turbo (B 375)  →D001343 1.4Turbo (C 375)  →D007886 1.4Turbo (C 375)  →E002300	84- 86	633807	333807		3,0		343152	553141	0,7
R 11  2x(4)  4x4 1.7 (B 376)  →D043789/→H017726 1.7 (B 37F)  →D000644 1.7 (C 376)  →D006418 1.7 (C 37F)  →D000509	84- 86	633807	333807		3,0		343152	553141	0,7
R 9  4x(4)  4x4 1.7 (L 426)  D003951→/H 005601→ 1.7 (L 42F)  D000526→	86- 90	633807	333807		3,0		343207		0,7
R 9  4x(4)  4x4 1.4 Turbo (L 425)	85- 90	633807	333807		3,0		343207		0,7
R 9  4x(4)  4x4 1.7 (L 42D/42E/42L/42N)	85- 90	633807	333807		3,0		343207		0,7
R 11  4x(4)  4x4 1.4 Turbo (B 375)  D001344→ 1.4 Turbo (C 375)  D007887→ 1.4 Turbo (C 375)  E002301→	86- 90	633807	333807		3,0		343207		0,7
R 11  4x(4)  4x4 1.7 (B 376)  D043790→/H017727→ 1.7 (B 37F)  D000645→ 1.7 (C 376)  D006419→ 1.7 (C 37F)  D000510→	86- 90	633807	333807		3,0		343207		0,7
R 11  4x(4)  4x4 1.7 (B/C 37D/37E/37L/37N)	86- 96	633807	333807		3,0		343207		0,7
<b>R 12, R 15, R 17</b>									
R 12 (R-1170/1171/1177/1330) R 15 TL, TS, GTL (R-1300/1302) R 17 TL, TS (R-1312/1317/1322/1327)	70- 79 72- 79 71- 79	441013	341019		1,6	444031		554028	1,6
<b>R 14</b>									
TL, GTL (R-1210)  →345946 LS, TS (R-1211)  →7533	5.76- 78	664004	364008		4,0	441030	341005	551023	1,0

\*Excel-G is a new name of SUPER  
Excel-G ist der neue Name für SUPER  
Excel-G est le nom nouveau pour SUPER

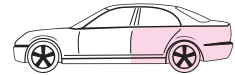
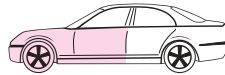






MODEL FAHRZEUG MODELE	YEAR JAHR ANNEE	FRONT/VORNE/AVANT				REAR/HINTEN/ARRIERE			
		PREMIUM Oil	EXCEL-G* Twin-tube Gas	GAS-A-JUST Mono-tube Gas		PREMIUM Oil	EXCEL-G* Twin-tube Gas	GAS-A-JUST Mono-tube Gas	
<b>Renault (F)</b>									
<b>R 14</b>									
TL, GTL (R-1210/1213)  345947→ LS, TS (R-1211/1212)  7534→	78- 83	664009				441030	341005	551023	
					4,0				1,0
<b>R 18 </b>									
TL, GTL (R-1340)  →552000 TS, GTS (R-1341)  →559400 TS, GTS (R-1342)  →20609	79- 84 79- 84 79- 83	441049	341076			443205	343179	553149	
					1,6				1,4
TX, GTX (R 1343)  →3200 TD, GTD (R 1344)  →190905	- 83 80- 84	441051	341046			443205	343179	553149	
					1,6				1,4
TL, GTL (R 1340)  552001→ TS, GTS (R 1341)  559401→ TS, GTS (R 1342)  20610→ TX, GTX (R 1343)  3201→ TD, GTD (R 1344)  190906→ Turbo (R 1345)  = Turbo Diesel (R 1346)  =	84- 86 84- 86 83- 86 84- 86 84- 86 82- 86 84- 86	441052	341047			443205	343179	553149	
					1,6				1,4
<b>R 18 Break  (2WD)</b>									
TL (R 1350)  →122600 TS, LS, GTL (R 1351)  →118200 GTS (R 1352)  →3929 Société (R 2350)  →4600	79- 84 79- 84 82- 83 - 80	441049	341076			443206	343180	553150	
					1,6				1,4
TX, GTX (R 1353)  →2000 TD, GTD (R 1354)  →63219 Société (R 2354)  →3499	- 82 - 84 - 83	441051	341046			443206	343180	553150	
					1,6				1,4
TL (R 1350)  122601→ TS, LS, GTL (R 1351)  118201→ GTS (R 1352)  3930→ TX, GTX (R 1353)  2001→ TD, GTD (R 1354)  63220→ Turbo (R 1355)  = Turbo Diesel (R 1356)  = Société (R 2350)  4601→ Société (R 2354)  3500→	84- 86 84- 86 83- 86 83- 86 84- 86 83- 86 84- 86 84- 86 83- 86	441052	341047			443206	343180	553150	
					1,6				1,4
<b>R 19/Chamade   </b>									
R 19/Chamade  2 x B/C/S/L 530, 532, 534, 537 B/C/L 53 A, 53 B, 53 P, 53 J, 53 I B/C 53 E, L 536	9.88- 95	633808	333808 323808				343233 <sup>1)</sup>	553166 <sup>1)</sup>	
			945502  SM1501 ▼ SM1518 <sup>2)</sup> SM1515 <sup>2)</sup>		2,2			243035 <sup>1)</sup>	0,7
1)	L max. = 524mm		2) SM1515 :  Exc. B/C/L 532 SM1518 : B/C/L 532						

Renault

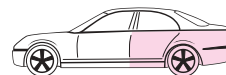
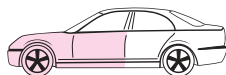


MODEL FAHRZEUG MODELE	YEAR JAHR ANNEE	FRONT/VORNE/AVANT				REAR/HINTEN/ARRIERE			
		PREMIUM Oil	EXCEL-G* Twin-tube Gas	GAS-A-JUST Mono-tube Gas		PREMIUM Oil	EXCEL-G* Twin-tube Gas	GAS-A-JUST Mono-tube Gas	
<b>Renault (F)</b>									
<b>R 19/Chamade</b>									
R 19/Chamade  4 x 4 B/C/L 53 C, 53 F, 533 B/C 53 M, D 53 C	9.88- 95	633808	333808 323808		$\oplus$ 2,2		343234 <sup>2)</sup>	553167 <sup>2)</sup> 243036 <sup>2)</sup>	$\perp$ $\ominus$ 0,7
R 19/ Chamade 1.8-16V (B/C/L 539, 53 D, D 53 D)	9.88- 95							553167 243036	$\perp$ $\ominus$ 0,7
<div style="display: flex; justify-content: space-around;"> <div style="text-align: center;"> <p>1) </p> <p>L max. = 524mm</p> </div> <div style="text-align: center;"> <p>2) </p> <p>L max. = 563mm</p> </div> </div>									
<b>R 20, R 30</b>									
R 20 TL, GTL, TD, GTD, LS, TS (R 1271/1270/1276/1277) R 30 Turbo Diesel	81- 84 82- 84	441050	341045		$\perp$ $\otimes$ 1,8	661006▼ 634931	361006 334931		$\square$ $\oplus$ 1,6
R 20 LS, TS (R 1272) R 20 TX (R 1279) R 30 TX (R 1278)	78- 84 81- 84 80- 84				$\perp$ $\otimes$ 1,8	661006▼ 634931	361006 334931		$\square$ $\oplus$ 1,6
<b>R 21</b> (2WD)									
 1.4 (L48D, B48D) 1.7 (L48 1/2/E/F/M/N, B48 1/2/E/F) 1.9 D (L48 H/I, B48H/I)	86- 94	631004	331002		$\oplus$ 3,0	441057	341100	551047	$\ominus$ $\ominus$ 0,7

Renault

\*Excel-G is a new name of SUPER  
 Excel-G ist der neue Name für SUPER  
 Excel-G est le nom nouveau pour SUPER





MODEL FAHRZEUG MODELE	YEAR JAHR ANNEE	FRONT/VORNE/AVANT				REAR/HINTEN/ARRIERE			
		PREMIUM Oil	EXCEL-G* Twin-tube Gas	GAS-A-JUST Mono-tube Gas		PREMIUM Oil	EXCEL-G* Twin-tube Gas	GAS-A-JUST Mono-tube Gas	

## Renault (F)

### R 21 (2WD)

 2.0 (L483, L48C, L48R), 2.2 (L48K) 2.1 D (L486, L480, L48V)	86- 94	635901 L 635900 R	335901 L 335900 R		441057	341100	551047	
			SM1502 ▼ SM1508 <sup>1)</sup> SM1509 <sup>1)</sup> SM1510 <sup>1)</sup>	3,0				
 2.0 (L483, L48C, L48R), 2.2 (L48K) 2.1 D (L486, L480, L48V)	86- 94	635903 L 635902 R	335903 L 335902 R		441057	341100	551047	
			SM1502 ▼ SM1508 <sup>1)</sup> SM1509 <sup>1)</sup> SM1510 <sup>1)</sup>	3,0				
 2.0 (L48Q, L48Y) 2.1 D (L480, B48 0/6/O/V) 2.1 TD (L48 7/8/A/P/W) Exc. 2.0 Turbo (L48 5/L)	86- 94	635903 L 635902 R	335903 L 335902 R		441057	341100	551047	
			SM1502 ▼ SM1508 <sup>1)</sup> SM1509 <sup>1)</sup> SM1510 <sup>1)</sup>	3,0				
 2.0 (B48 3/C/R/Y), 2.2 (B48K) 2.1 TD (B48 7/8/A/P/W)	86- 94	635903 L 635902 R	335903 L 335902 R			341100	551047	
			SM1502 ▼ SM1508 <sup>1)</sup> SM1509 <sup>1)</sup> SM1510 <sup>1)</sup>	3,0				

Renault

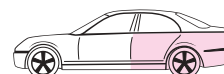
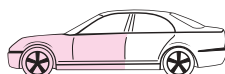
1)

	Model	Year	KYB
2.0	B48K / B48Y / B483 K48B / K48R / K48S / K489 L48Q / L48S / L48Y	86 -	SM1509
2.0	B48C / B48R K48C / L48C / L48K	86 -	SM1508
2.0	B48C / B48R K48C / L48C / L48K	86 -	SM1509
2.0	K48K / K483 L48K / L48R / L483 / L489	86 - 4.89	SM1508
2.0	K48K / K483 L48K / L48R / L483 / L489	5.89 -	SM1509
2.0 Turbo	L48 / L485	7.87 -	SM1510
2.1 D / TD	B48A / B48P / B48W / B480 / B486 / B487 / B488 K48A / K48P / K48W / K480 / K487 L48A / L48P / L48W / L480 / L487	86 -	SM1509
2.1 D / TD	B480 / B48V K480 / K48V S480 / S48V / S486	86 -	SM1508
2.1 D / TD	B480 / B48V K480 / K48V L480 / S480 / S48V / S486	86 -	SM1509
2.1 D / TD	K486 / K488 L48V / L486 / L488	86 - 4.89	SM1508
2.1 D / TD	K486 / K488 L48V / L486 / L488	5.89 -	SM1509

### R 21 Nevada, Société (2WD)

1.7 (K48 1/2/E/F/M/N, S481, S482) 1.9 D (K48 H/I, S48 H)	86-	631004	331002			341964		
			SM1502 ▼ SM1508	3,0				

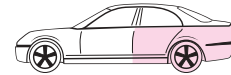
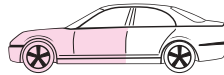
\*Excel-G is a new name of SUPER  
Excel-G ist der neue Name für SUPER  
Excel-G est le nom nouveau pour SUPER








































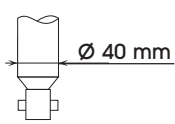
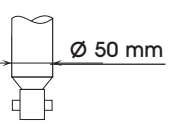






MODEL FAHRZEUG MODELE	YEAR JAHR ANNEE	FRONT/VORNE/AVANT			⌚	REAR/HINTEN/ARRIERE			⌚
		PREMIUM Oil	EXCEL-G* Twin-tube Gas	GAS-A-JUST Mono-tube Gas		PREMIUM Oil	EXCEL-G* Twin-tube Gas	GAS-A-JUST Mono-tube Gas	
<b>Renault (F)</b>									
<b>R 21 Nevada, Société</b> (2WD)									
⊖ ⊕ 2.0 (K483, K48C), 2.2 (K48K) 2.1D (K48 6/O/V, S48V)	86-	635901 L 635900 R	335901 L 335900 R		⊕ 3,0		341964		⊖ 0,7
				SM1502 ▼ SM1508 <sup>1)</sup> SM1509 <sup>1)</sup> SM1510 <sup>1)</sup>					
Société 2.1 D (S486, S48O)	86-	635901 L 635900 R	335901 L 335900 R		⊕ 3,0		341964		⊖ 0,7
				SM1502 ▼ SM1508 <sup>1)</sup> SM1509 <sup>1)</sup> SM1510 <sup>1)</sup>					
⊕ ⊕ 2.0 (K48 3/C), 2.2 (K48K) 2.1D (K48 6/O/V, S48V)	86-	635903 L 635902 R	335903 L 335902 R		⊕ 3,0		341964		⊖ 0,7
				SM1502 ▼ SM1508 <sup>1)</sup> SM1509 <sup>1)</sup> SM1510 <sup>1)</sup>					
2.0 (K48R), 2.2 (K48B) 2.1D (K480) 2.1 TD (K48 7/8/A/P/W)	86-	635903 L 635902 R	335903 L 335902 R		⊕ 3,0		341964		⊖ 0,7
				SM1502 ▼ SM1508 <sup>1)</sup> SM1509 <sup>1)</sup> SM1510 <sup>1)</sup>					
1)									
		Model	Year	KYB					
2.0		B48K / B48Y / B483 K48B / K48R / K48S / K489 L48Q / L48S / L48Y	86 -	SM1509					
2.0		B48C / B48R K48C / L48C / L48K ⊖ ⊕	86 -	SM1508					
2.0		B48C / B48R K48C / L48C / L48K ⊕ ⊕	86 -	SM1509					
2.0		K48K / K483 L48K / L48R / L483 / L489	86 - 4.89	SM1508					
2.0		K48K / K483 L48K / L48R / L483 / L489	5.89 -	SM1509					
2.0 Turbo		L48 / L485	7.87 -	SM1510					
2.1 D / TD		B48A / B48P / B48W / B480 / B486 / B487 / B488 K48A / K48P / K48W / K480 / K487 L48A / L48P / L48W / L480 / L487	86 -	SM1509					
2.1 D / TD		B480 / B48V ⊖ ⊕ K480 / K48V ⊖ ⊕ S480 / S48V / S486 ⊖ ⊕	86 -	SM1508					
2.1 D / TD		B480 / B48V ⊕ ⊕ K480 / K48V ⊕ ⊕ L480 / S480 / S48V / S486 ⊕ ⊕	86 -	SM1509					
2.1 D / TD		K486 / K488 L48V / L486 / L488	86 - 4.89	SM1508					
2.1 D / TD		K486 / K488 L48V / L486 / L488	5.89 -	SM1509					
<b>R 25 Exc.</b>									
 Incl. V 6, Diesel Turbo	11.83- 92	441058	341109		⊥ ⊗ 3,4	634909	334909		⊕ 1,8

\*Excel-G is a new name of SUPER  
Excel-G ist der neue Name für SUPER  
Excel-G est le nom nouveau pour SUPER



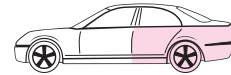
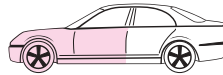


MODEL FAHRZEUG MODELE	YEAR JAHR ANNEE	FRONT/VORNE/AVANT				REAR/HINTEN/ARRIERE			
		PREMIUM Oil	EXCEL-G* Twin-tube Gas	GAS-A-JUST Mono-tube Gas		PREMIUM Oil	EXCEL-G* Twin-tube Gas	GAS-A-JUST Mono-tube Gas	
<b>Renault (F)</b>									
<b>Safrane I &amp; II</b> (2WD) Exc. 									
Safrane I  Safrane II 	92- 96 96-		334911L ▼ 334961R ▼ 334961		 3,0		334912		 4,0
 MB1901									
<b>Twingo</b>									
1.1, 1.2 (C/S 063, 064, 065, 066, 067, 068)	93- 98		333911 ▼ 333714		 2,2		341906 ▼ 341813		 1,4
		 915506  SM1504				 915501			
1.1, 1.2 (C/S 063, 064, 065, 066, 067, 068)	98-		333724 L 333723 R		 2,2		341813		 1,4
		 915506  SM1504				 915501			
<b>VelSatis</b>									
	02-	634814	334814		 3,0		344801		 3,0
 SM1513									
<b>Renault Commercial (F)</b>									
<b>Kangoo</b> 									
 (FCO Series) Exc. Cu +, 	97-	633848	333848		 3,0				551072 <sup>1)</sup> ▼ 551810 <sup>1)</sup> 
		OE = 7700 311 596, 7700 314 021							
 SM1507									
Cu +  (FCO Series) Exc. 	97-	633848	333848		 3,0				551073 <sup>2)</sup> ▼ 551811 <sup>2)</sup> 
		OE = 7700 311 597, 7700 314 022							
 SM1507									
  (FCO Series) 	97-				 3,0				551073 <sup>2)</sup> ▼ 551811 <sup>2)</sup> 
		OE = 7700 311 598, 7700 314 023							
 SM1507									
<p>1)  Ø 40 mm</p> <p>2)  Ø 50 mm</p>									
<b>Master Q Series</b> (2WD) 									
	81- 98	441965			 1,4				551071 

Renault



\*Excel-G is a new name of SUPER  
Excel-G ist der neue Name für SUPER  
Excel-G est le nom nouveau pour SUPER

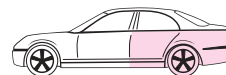
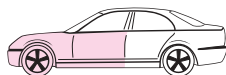


MODEL FAHRZEUG MODELE	YEAR JAHR ANNEE	FRONT/VORNE/AVANT				REAR/HINTEN/ARRIERE			
		PREMIUM Oil	EXCEL-G* Twin-tube Gas	GAS-A-JUST Mono-tube Gas		PREMIUM Oil	EXCEL-G* Twin-tube Gas	GAS-A-JUST Mono-tube Gas	
<b>Renault Commercial (F)</b>									
<b>Master R Series</b>									
 →B066692	81- 2.89	441965							
 B066693→	3.89- 97	441966							
<b>Master R Series</b>									
 	81- 2.89							553213 <sup>1)</sup>	
 	3.89- 97							553214 <sup>1)</sup>	
 RC7*, RL7*	81- 97							551071 <sup>1)</sup>	
Exc. RC9*, RD9*, RL9*	81- 94							551071 <sup>1)</sup>	
Exc. RC9*, RD9*, RL9*	94- 97							553214 <sup>1)</sup>	
 RH9*, RJ9*	81- 2.89							553213 <sup>1)</sup>	
 RH9*, RJ9*	3.89- 97							553214 <sup>1)</sup>	
	81- 97							553215 <sup>1)</sup> 553216 <sup>1)</sup>	
1)		OE =	KYB =						
		5005 387 175 5000 388 797	553213						
		7700 748 642 6006 000 216	553214						
		5000 393 469 5000 393 763	553215						
		5000 394 656 5000 395 444 6006 000 217	553216						
		6006 000 215	551071						

Renault

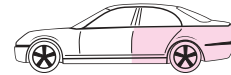
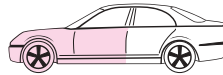
\*Excel-G is a new name of SUPER  
 Excel-G ist der neue Name für SUPER  
 Excel-G est le nom nouveau pour SUPER





MODEL FAHRZEUG MODELE	YEAR JAHR ANNEE	FRONT/VORNE/AVANT				REAR/HINTEN/ARRIERE			
		PREMIUM Oil	EXCEL-G* Twin-tube Gas	GAS-A-JUST Mono-tube Gas		PREMIUM Oil	EXCEL-G* Twin-tube Gas	GAS-A-JUST Mono-tube Gas	
<b>Renault Commercial (F)</b>									
<b>Master </b>									
2.5 D 2.8 TD	9.97-		344306						
1.9 DTi 2.2 DCi	9.00-		344306						
<b>Master </b>									
 ED*	9.97-						344307		
 FD*  ,	9.97-						344307		
 JD*  ,	9.97-						344307		
 FD0* , FD2B, FD2E, FD3*	9.97-						344307		
 HD, UD	9.97-								
<b>R 5 (Super 5) Express, Rapide, Extra </b>									
 ALL (F 40 Series) Exc. Cu + ()	10.85-10.96	633806 <sup>1)</sup>	333806 <sup>1)</sup>			441064 <sup>3)</sup>	341115 <sup>3)</sup>		
			912020  SM1500		3,0				
Cu + () (F 40 Series) ALL	10.85-10.96	633806 <sup>1)</sup>	333806 <sup>1)</sup>					551077 <sup>4)</sup>	
			SM1500		3,0				
 ALL (F 40 Series) Exc. Cu + ()	10.96-	633847 <sup>2)</sup>	333847 <sup>2)</sup>			441064 <sup>3)</sup>	341115 <sup>3)</sup>		
			SM1500						
Cu + () (F 40 Series) ALL	10.96-	633847 <sup>2)</sup>	333847 <sup>2)</sup>					551077 <sup>4)</sup>	
			SM1500						
<p>1) 633806  333806 </p> <p>2) 633847  333847 </p>									
<b>Trafic T Series  (2WD)</b>									
T1**  ALL Exc.	81- 2.89	635909 L				444155			
T3**  ALL		635908 R							
T4**  ALL Exc.  , High-Roof									

Renault



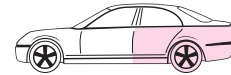
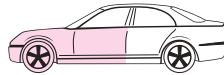
MODEL FAHRZEUG MODELE	YEAR JAHR ANNEE	FRONT/VORNE/AVANT				REAR/HINTEN/ARRIERE			
		PREMIUM Oil	EXCEL-G* Twin-tube Gas	GAS-A-JUST Mono-tube Gas		PREMIUM Oil	EXCEL-G* Twin-tube Gas	GAS-A-JUST Mono-tube Gas	
<b>Renault Commercial (F)</b>									
<b>Traffic T Series (2WD)</b>									
T1** T4**	81- 2.89					444156			
High-Roof T42*, T44*, T46*, T4C* → 25720	81-12.82	635909 L 635908 R				444155			
High-Roof T42*, T44*, T46*, T4C* 25721 →	1.83- 2.89	635913 L 635912 R				444155			
T2**, T5**, T6**, T7**, T9** TA**, TB**, TE**	81- 2.89	635909 L 635908 R				444156			
T1**, T2**, T3**, T4** TG**, TH**, TJ**	3.89- 8.01	635909 L 635908 R				444155			
T7** TB**, TE**, TM**	3.89- 8.01	635909 L 635908 R				444156			
T5**	3.89- 8.01	635909 L 635908 R				444155 <sup>1)</sup> 444156 <sup>2)</sup>			
TC**	3.89- 8.01	635909 L 635908 R							
<b>Traffic P Series (2WD)</b>									
P3** → 3373 ALL	81- 82	635909 L <sup>3)</sup> 635908 R <sup>4)</sup>							
P3** 3374 → ALL	82- 2.89	635909 L <sup>3)</sup> 635908 R <sup>4)</sup>				444900			
P3** ALL	3.89- 8.01	635911 L <sup>5)</sup> 635910 R <sup>6)</sup>				444900			
P5** P64*	81- 82 81- 82	635909 L 635908 R							
P5** P64* P8**	82- 8.01 82- 8.01 81- 89	635909 L 635908 R				444900			
P6C* PA**, PC**	81- 89 81- 8.01	635913 L 635912 R				444900			
1)		2)		3) OE = 7700 718 591 4) OE = 7700 718 592 5) OE = 7700 717 625 6) OE = 7700 717 626					

Renault

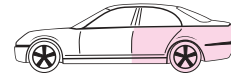
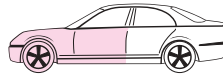
\*Excel-G is a new name of SUPER  
Excel-G ist der neue Name für SUPER  
Excel-G est le nom nouveau pour SUPER





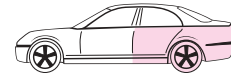
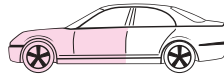


MODEL FAHRZEUG MODELE	YEAR JAHR ANNEE	FRONT/VORNE/AVANT				REAR/HINTEN/ARRIERE			
		PREMIUM Oil	EXCEL-G* Twin-tube Gas	GAS-A-JUST Mono-tube Gas		PREMIUM Oil	EXCEL-G* Twin-tube Gas	GAS-A-JUST Mono-tube Gas	
<b>Renault Commercial (F)</b>									
<b>Trafic V Series</b>									
V2**, V3**, V4**, V5**, V9** 	85- 8.01	635913 L 635912 R				444900			
<b>Trafic II</b>									
	9.01-		335803 O.E.=8200 212 833 				344803 O.E.=8200 046 851		
<b>Rover (GB)</b>									
<b>25, ZR</b>									
 Exc. Sport sus, ZR, Streetwise	(RF) 11.99-		334156				341208		
<b>45, ZS</b>									
 Exc. 2.5, ZS	(RF) 1.00-		341234 L 341233 R				341131		
2.5 ZS	(RF) 1.00-						341131		
<b>100 Series</b>									
114	(XP) 90-	442031	342016						
<b>200 Series</b>									
213, 216 series	(SD 3) 84- 89	633056 L 633055 R	333031 L 333030 R			441054	341050		
					1,0				0,8
214 216  Exc. 216 GTi	(XW) 89- 96	634041 L 634040 R	334069 L 334068 R			441082	341131		
					1,0				0,8
216 GTi 220  Incl. 220 GTi	(XW) 89- 96		334069 L 334068 R				341131		
					1,0				0,8
218 Diesel (1.9D) 218 Turbo Diesel (1.7 TD)	(XW) 89- 96	634067 L 634066 R	334104 L 334103 R			441082	341131		
					1,0				0,8
214, 216, 220 D Incl. Si, SD, SDi	(RF) 96- 3.00		334156				341208		
200 Vi	(RF) 96- 3.00						341208		



MODEL FAHRZEUG MODELE	YEAR JAHR ANNEE	FRONT/VORNE/AVANT			⚙️ ⌚	REAR/HINTEN/ARRIERE			⚙️ ⌚	
		PREMIUM Oil	EXCEL-G* Twin-tube Gas	GAS-A-JUST Mono-tube Gas		PREMIUM Oil	EXCEL-G* Twin-tube Gas	GAS-A-JUST Mono-tube Gas		
<b>Rover (GB)</b>										
<b>200 Series</b> 🚗										
Incl. 220 Turbo → 911247	(XW)	89- 2.96		334069 L 334068 R		⊕ 1,0		341131		⊥ ⊗ 0,8
Incl. 220 Turbo 911248 →	(XW)	2.96-		334156		⊕				⊥ ⊗
<b>200 Series</b> 🚗										
214 → 911247	(XW)	92- 2.96	634041 L 634040 R	334069 L 334068 R		⊕ 1,0	441082	341131		⊥ ⊗ 0,8
216 → 911247	(XW)	92- 2.96	634067 L 634066 R	334104 L 334103 R		⊕ 1,0	441082	341131		⊥ ⊗ 0,8
 911248 →	(XW)	3.96-		334156		⊕	441082	341131		⊥ ⊗
<b>400 Series</b> 🚗										
414, 416	(XW)	89- 95	634041 L 634040 R	334069 L 334068 R		⊕ 1,0	441082	341131		⊥ ⊗ 0,8
418 Diesel , 418 Turbo Diesel 420	(XW)	89- 95	634067 L 634066 R	334104 L 334103 R		⊕ 1,0	441082	341131		⊥ ⊗ 0,8
414, 416, 420, 420 D	(RT)	5.95- 3.00		341219 L 341218 R		⊥ ⊗		341131		⊥ ⊗
<b>400 Series</b> 🚗										
414, 416 → 911247	(XW)	94- 2.96	634041 L 634040 R	334069 L 334068 R		⊕ 1,0	441082	341131		⊥ ⊗ 0,8
418 Diesel, 418 Turbo Diesel 420 → 911247	(XW)	94- 2.96	634067 L 634066 R	334104 L 334103 R		⊕ 1,0	441082	341131		⊥ ⊗ 0,8
 911248 →	(XW)	3.96- 3.00		334156		⊕	441082	341131		⊥ ⊗
<b>600 Series</b>										
	(RH)	93- 2.99		341172 L 341171 R		⊥ ⊗		341173		⊥ ⊗
<b>800 Series</b>										
	(XS)	86- 8.91	441096	341155		⊥ ⊗	633173 L 633172 R	333191 L 333190 R		⊕ Exc.

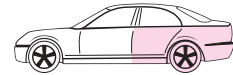
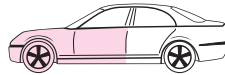
\*Excel-G is a new name of SUPER  
Excel-G ist der neue Name für SUPER  
Excel-G est le nom nouveau pour SUPER



MODEL FAHRZEUG MODELE	YEAR JAHR ANNEE	FRONT/VORNE/AVANT				REAR/HINTEN/ARRIERE			
		PREMIUM Oil	EXCEL-G* Twin-tube Gas	GAS-A-JUST Mono-tube Gas		PREMIUM Oil	EXCEL-G* Twin-tube Gas	GAS-A-JUST Mono-tube Gas	
<b>Rover (GB)</b>									
<b>800 Series</b>									
(RS)	11.91- 2.99	441097	341156			634065 L 634064 R	334102 L 334101 R		
<b>Landrover</b>									
= 86" = 88" MK I & fire tender = 88" MK II, MK II A & MK III = 107" (Stat. Wagon) = 109" MK I	53- 6.56 56- 2.58 2.58- 53-11.58 53- 2.58	444042 H/D 445005				444043 H/D 445006			
= 109" MK II MK II Staff car & fire tender W/D MK II A MK III	2.58- 8.61 58- 62 2.58- 9.71 9.71-	444042 H/D 445005				444044 H/D 445007			
= 109" F/C = 110" F/C = 109" MK II, raised frame, crash tender	11.62- 1.64 12.66- 1.72 60-	445008				445009			
Landrover 90 Landrover 110	84- 83-	445026	345014	555003			345005	555004	
Discovery (SALL****)  Exc.	89- 98	445037					345005	555004	
Discovery (SALL****)  SALL****WA →	99-	445035				445036			
Range Rover (SALLH****)  Exc.	6.70- 86	445002▼ 445037				445003▼ 445025	345013		
Range Rover (SALLH****)  → GA417084 Incl. Exc.	86- 91	445037				445025	345013		
Range Rover (SALLH****) → GA417084 Incl. Exc.	86- 91	445037					345005	555004	
Range Rover (SALLH****)  GA417085→ Incl. Exc.	86- 91	445037					345005	555004	
Range Rover Classic (SALLH****)  Exc.	92- 95	445037					345005	555004	

Rover

\*Excel-G is a new name of SUPER  
Excel-G ist der neue Name für SUPER  
Excel-G est le nom nouveau pour SUPER

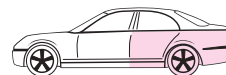
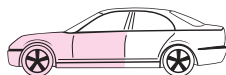


MODEL FAHRZEUG MODELE	YEAR JAHR ANNEE	FRONT/VORNE/AVANT				REAR/HINTEN/ARRIERE			
		PREMIUM Oil	EXCEL-G* Twin-tube Gas	GAS-A-JUST Mono-tube Gas		PREMIUM Oil	EXCEL-G* Twin-tube Gas	GAS-A-JUST Mono-tube Gas	
<b>Rover (GB)</b>									
<b>Landrover</b>									
Range Rover Classic (SALLH****) ⊕ ⊕ Exc. ⊕ ⊕ ⊕	92- 95	445038					345005	555004	
Range Rover Classic (SALLH****) ⊕ ⊕ Incl. ⊕	92- 95	445037					345005	555004	
New Range Rover 	95-	445042				445043			
<b>Austin, Morris, Mini, Sherpa, Maestro, Montego, Triumph ⇒ Austin- Rover Group (GB)</b>									
<b>Saab (S)</b>									
<b>9-3 (YS3D)  W-2 050001/W-7 050001⇒</b>									
	98-		366012				343270	553194	
<b>9-5 (YS3E)</b>									
 Exc. Sport sus.	9.97-		335921					551917	
<b>90</b>									
	84- 88		343008	553014			343024	551005	
<b>95, 96, GT 750</b>									
95, 96, GT 750 	60- 79	443033	343083			443034	343084		
95 	60- 78	443033	343083						
<b>99 </b>									
 Exc. Turbo	68- 4.78	443035	343008			443036	343009		
Turbo	77- 4.78		343008				343009		

Saab

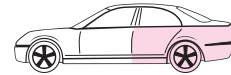
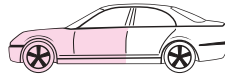
\*Excel-G is a new name of SUPER  
Excel-G ist der neue Name für SUPER  
Excel-G est le nom nouveau pour SUPER





MODEL FAHRZEUG MODELE	YEAR JAHR ANNEE	FRONT/VORNE/AVANT				REAR/HINTEN/ARRIERE			
		PREMIUM Oil	EXCEL-G* Twin-tube Gas	GAS-A-JUST Mono-tube Gas		PREMIUM Oil	EXCEL-G* Twin-tube Gas	GAS-A-JUST Mono-tube Gas	
<b>Saab (S)</b>									
<b>99</b>									
Exc. Turbo	5.78- 84	443035	343008	553014		443038	343024	551005	
Turbo	5.78- 84		343008	553014			343024	551005	
<b>900</b>									
Exc. Turbo	5.78- 93	443037	343023	553015		443038	343024	551005	
Turbo 	5.78- 93		343023	553015			343024	551005	
2.0, 2.0 Turbo, 2.3, 2.5-V6	9.93- 98		366010				343270	553194	
2.0, 2.0 Turbo, 2.3, 2.5-V6	9.93- 98		366009				343270	553194	
<b>9000</b>									
H1015470→ H8000556→ Exc. Sport, CS	87-		334029					553187 Exc.	
CS Exc. Sport	92-		334029					553187 Exc.	
<b>Santana (E)⇒ Suzuki (J)</b>									
<b>Seat (E)</b>									
<b>124, 1430</b>									
124, 1430 Incl. Sport	67-	443007	343072	553003		443008	343017	553004	
124, 1430	67-	443007	343072	553003		443123	343098	553005	
<b>127</b>									
	71-	633002	333014			633003	333005		

Seat

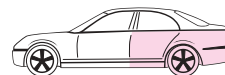
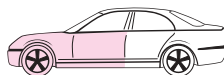


MODEL FAHRZEUG MODELE	YEAR JAHR ANNEE	FRONT/VORNE/AVANT				REAR/HINTEN/ARRIERE			
		PREMIUM Oil	EXCEL-G* Twin-tube Gas	GAS-A-JUST Mono-tube Gas		PREMIUM Oil	EXCEL-G* Twin-tube Gas	GAS-A-JUST Mono-tube Gas	
<b>Seat (E)</b>									
<b>128</b>									
	73-	633004	333013			633005	333015		
					1,1				1,0
<b>131</b>									
Mirafiori 	74- 78	633006	333016			443008	343017	553004	
					1,1				1,1
Mirafiori 	74- 78	633006	333016			443012	343076		
					1,1				1,1
Super Mirafiori 	77-	633007	333017			443008	343017	553004	
					1,1				1,1
<b>132</b>									
1600, 1800, 2000	72-	443013	343018	553006		443014	343019	554005	
					0,7				1,1
<b>Alhambra</b>									
 Exc.	(7MS) 3.96-		334947				343319	553244	
				SM1704					
	(7MS) 3.96-						343319	553244	
				SM1704					
<b>Arosa</b>									
1.0, 1.4, 1.7 SDI	(6H) 97-	633950 633712	333950 333712				343309		
			324025						
			915401	SM1707					
<b>Ibiza, Cordoba </b>									
Ibiza 1.2, 1.5, 1.7 D	7.84- 7.86	633812	333812			633814	333814		
				SM1804	0,8				1,1
Ibiza 1.2, 1.5, 1.7 D Junior SXi	8.86- 8.89 1.86- 8.89	633813	333813			633815	333815		
				915401  SM1705	0,8				1,1
Ibiza 0.9, 1.2, 1.5, 1.7 D Junior Sxi	9.89- 93	633840	333840			633815	333815		
				915401  SM1705	0,8				1,1

Seat

\*Excel-G is a new name of SUPER  
Excel-G ist der neue Name für SUPER  
Excel-G est le nom nouveau pour SUPER





MODEL FAHRZEUG MODELE	YEAR JAHR ANNEE	FRONT/VORNE/AVANT				REAR/HINTEN/ARRIERE			
		PREMIUM Oil	EXCEL-G* Twin-tube Gas	GAS-A-JUST Mono-tube Gas		PREMIUM Oil	EXCEL-G* Twin-tube Gas	GAS-A-JUST Mono-tube Gas	

## Seat (E)

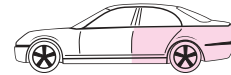
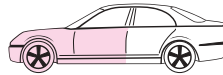
### Ibiza, Cordoba

1.0, 1.05, 1.4 1.9SDI (50kw) (6K, 6K/C)	93- 8.99	633950▼ 633712	333950▼ 333712 <u>324025</u> SM17012) SM17042)		443801 <sup>1)</sup>	343274 <sup>1)</sup> <u>353021<sup>1)</sup></u>		1,1
1.6, 1.8 1.9D, 1.9TD (47kw, 55kw) Exc. 1.8-16V, 1.9 TDI (6K, 6K/C)	93- 8.99	633950▼ 633712	333950▼ 333712 <u>324025</u> SM17012) SM17042)		443801 <sup>1)</sup>	343274 <sup>1)</sup> <u>353021<sup>1)</sup></u>		1,1
1.9 TDI (66kw, 81kw) (6K, 6K/C)	96- 8.99	634950▼ 634810	334950▼ 334810 <u>324025</u> SM17012) SM17042)		443801 <sup>1)</sup>	343274 <sup>1)</sup> <u>353021<sup>1)</sup></u>		1,1
1.8-16V 2.0 GTi, 2.0 GTi-16V, 2.0SX-16V (6K, 6K/C)	93- 8.99	634950▼ 634810	334950▼ 334810 <u>324025</u> SM17012) SM17042)			343283 <sup>1)</sup>		1,1
1.0, 1.4, 1.6, 1.9D Exc.  Sport sus. (6K, 6K/C)	8.99- 2.02	633950▼ 633712	333950▼ 333712 <u>324025</u>		443296 <sup>1)</sup>	343297 <sup>1)</sup>		1,1
1.8, 1.9TD Exc.  Sport sus. (6K, 6K/C)	8.99- 2.02	634950▼ 634810	334950▼ 334810 <u>324025</u>			343297 <sup>1)</sup>		1,1

1) OE, ( )

2)

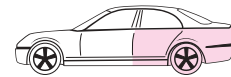
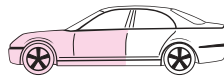
Model	Year	KYB	
IBIZA	AAU / ABD / ABS / ADZ / 1Y / AAZ	2.93 -12.95	SM1701
	AAU / ABD / ADZ / 1Y / AAZ	1.96 - 8.99	SM1704
	ADL / 2E	3.93 - 3.94	SM1701
	ADL / 2E	4.94 - 8.99	SM1704
	1F / AEE	3.93 - 4.96	SM1701
	1F / AEE / AFT	5.96 - 8.99	SM1704
	AEX / AEY	9.93 - 1.96	SM1704
	AAV / ABU / 2G	2.93 - 7.94	SM1701
CORDOBA	ADB / 1F / ABU / ABS / 1Y / AAZ	3.93 -12.95	SM1701
	ABD / 1F / ADZ / 1Y / AEY	96 - 6.99	SM1704
	ADL / 2E	10.93 - 4.94	SM1701
	ADL / 2E	5.94 - 6.96	SM1704
		7.96 - 6.99	SM1704



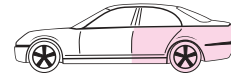
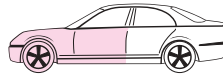
MODEL FAHRZEUG MODELE	YEAR JAHR ANNEE	FRONT/VORNE/AVANT				REAR/HINTEN/ARRIERE			
		PREMIUM Oil	EXCEL-G* Twin-tube Gas	GAS-A-JUST Mono-tube Gas		PREMIUM Oil	EXCEL-G* Twin-tube Gas	GAS-A-JUST Mono-tube Gas	
<b>Seat (E)</b>									
<b>Ibiza, Cordoba</b>									
⊕ Sport sus.  (6K, 6K/C)	8.99- 2.02		334950▼ 334810 <u>324025</u>		⊕ 1,2		343297 <sup>1)</sup>		⊥ ⊕ 1,1
1.2, 1.4, 1.9D 1.9 TDI Exc. Sport sus	(6L) 3.02-		334868		⊕		343328		⊥ ⊕ 1,1
<b>Cordoba Vario</b>									
1.4, 1.6 1.9 SDI (47kw)	97-	633950▼ 633712	333950▼ 333712 <u>324025</u>		⊕ 1,2	443296 <sup>1)</sup>	343297 <sup>1)</sup>		⊥ ⊕ 1,1
			915401  SM1704			915419			
1.9 TDI (81kw)	97-	634950▼ 634810	334950▼ 334810 <u>324025</u>		⊕ 1,2	443296 <sup>1)</sup>	343297 <sup>1)</sup>		⊥ ⊕ 1,1
			915407  SM1704			915419			
1)  OE, ( SG-701 )									
<b>Leon</b>									
 1.4, 1.6 Exc. Sport sus.,  Capra	10.99-	633208▼ 633713	333713 <u>324016</u>		⊕		343348	553304 <u>243039</u>	⊥ ⊕
			915415  SM1708			915400			
 1.8, 1.8T, 1.9SDI, 1.9TDI Exc. Sport sus.,  Capra	10.99-	634099▼ 634812	334812 <u>324016</u>		⊕		343348	553304 <u>243039</u>	⊥ ⊕
			915415  SM1708			915400			
 ⊕ Sport sus. Exc. Capra	10.99-		334812 <u>324016</u>		⊕			553304 <u>243039</u>	⊥ ⊕
			915415  SM1708			915400			
 ⊕ Exc. Capra	10.99-	634099▼ 634812	334812		⊕				⊥ ⊕
			915415  SM1708						

\*Excel-G is a new name of SUPER  
Excel-G ist der neue Name für SUPER  
Excel-G est le nom nouveau pour SUPER





MODEL FAHRZEUG MODELE	YEAR JAHR ANNEE	FRONT/VORNE/AVANT				REAR/HINTEN/ARRIERE			
		PREMIUM Oil	EXCEL-G* Twin-tube Gas	GAS-A-JUST Mono-tube Gas		PREMIUM Oil	EXCEL-G* Twin-tube Gas	GAS-A-JUST Mono-tube Gas	
<b>Seat (E)</b>									
<b>Malaga</b>									
1.2, 1.5, 1.7 D	5.85- 7.86	633812	333812			633814	333814		
			SM1804		1,8				1,1
1.2, 1.5, 1.7 D	8.86- 8.89	633813	333813			633815	333815		
			SM1804		0,8				1,1
1.2, 1.5, 1.7 D	9.89-	633840	333840			633815	333815		
			SM1705		0,8				1,1
<b>Panda, Marbella</b>									
Panda Marbella	79- 87- 3.89	633951	333951			441038	341212		
			SM1804		0,8				
Marbella	4.89-					441038	341212		
			SM1705						
<b>Ronda</b>									
 Exc. Crono	84- 6.86	633812	333812			633814	333814		
			SM1804		0,8				1,1
Crono	84- 6.86								
			SM1804		0,8				1,1
<b>Strada/Ritmo</b>									
60, 65, 75, 85 Diesel	78-12.83 79-12.83	633019	333009			633044	333047		
					1,1				1,0
<b>Toledo</b>									
1.6, 1.8, 2.0 (1L) 1.9D, 1.9TD (47kw, 50kw, 55kw) Exc.1.8i-16V, 2.0i-16V, 1.9TDI	91- 99	633950▼ 633712	333950▼ 333712			443800 <sup>1)</sup> 	343191 <sup>1)</sup> 		
			324025		1,2		353013 <sup>1)</sup> 		
			SM1701 <sup>2)</sup> SM1704 <sup>2)</sup>						
1.9 TDI (66kw, 81kw) (1L)	95- 99	634950▼ 634810	334950▼ 334810			443800 <sup>1)</sup> 	343191 <sup>1)</sup> 		
			324025		1,2		353013 <sup>1)</sup> 		
			SM1701 <sup>2)</sup> SM1704 <sup>2)</sup>						



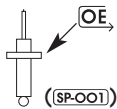
MODEL FAHRZEUG MODELE	YEAR JAHR ANNEE	FRONT/VORNE/AVANT				REAR/HINTEN/ARRIERE			
		PREMIUM Oil	EXCEL-G* Twin-tube Gas	GAS-A-JUST Mono-tube Gas		PREMIUM Oil	EXCEL-G* Twin-tube Gas	GAS-A-JUST Mono-tube Gas	

## Seat (E)

### Toledo

1.8i-16V GT 2.0i-16V, 2.0i-16V GT	(1L)	91- 99	634950▼ 634810	334950▼ 334810  324025  915407  SM1701 <sup>3)</sup> SM1704 <sup>3)</sup>	+		343191 <sup>1)</sup> (SP-001)  353013 <sup>1)</sup> (SP-001)		 1,1
1.6 Exc. Sport sus.,	(1M)	99-	633208▼ 633713	333713  324016  SM1708	+		343348	553304  243039	
1.8-20V, 2.3-V5, 1.9 TDI Exc. Sport sus.,	(1M)	99-	634099▼ 634812	334812  324016  915415  SM1708	+		343348	553304  243039	
⊕ Sport sus. 1.6, 1.8-20V, 2.3-V5, 1.9 TDI	(1M)	99-		334812  324016  915415  SM1708	+			553304  243039	

1)



2)

Year	KYB
3.91 - 10.96	SM1701
11.96 - 99	SM1704

3)

	Year	KYB
⊖ ABF	3.91 - 10.96	SM1701
ABF	11.93 - 10.96	SM1704
	11.96 - 99	SM1704

## Seat Commercial (E)

### Inca

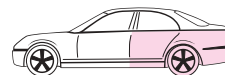
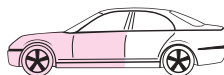
1.0, 1.4, 1.9 D, 1.9 SDI		96-	633950▼ 633712	333950▼ 333712  324025  SM1704	+	443287		553231	
--------------------------	--	-----	-------------------	---	---	--------	--	--------	--

### Terra, Trans

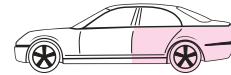
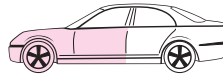
Terra Trans		87- 3.89 85-	633951	333951  915004  SM1804	+	441038	341212		 0,4
Terra		4.89-				441038	341212		 0,4

\*Excel-G is a new name of SUPER  
Excel-G ist der neue Name für SUPER  
Excel-G est le nom nouveau pour SUPER





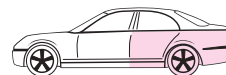
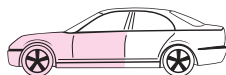
MODEL FAHRZEUG MODELE	YEAR JAHR ANNEE	FRONT/VORNE/AVANT				REAR/HINTEN/ARRIERE			
		PREMIUM Oil	EXCEL-G* Twin-tube Gas	GAS-A-JUST Mono-tube Gas		PREMIUM Oil	EXCEL-G* Twin-tube Gas	GAS-A-JUST Mono-tube Gas	
<b>Skoda (CS)</b>									
<b>1000,100,110,105,120</b>									
1000, MB 100, L 110, L, LS, R 105, S, L 120, LS, GLS, LSX	64- 69 70- 70- 10.76-	443143	343106	553139		443144	343107	553140	
<b>Fabia</b>									
1.0, 1.4, 1.4-16V, 2.0, 1.9SDi Exc.	(6Y) 1.00-		333872				343328		
1.9TDI Exc.	(6Y) 1.00-		334868				343328		
<b>Favorit </b>									
	88- 94	633835	333835			441800	341800		
			Exc.  ABS		0,8				0,8
<b>Felicia </b>									
	94- 6.01	633835	333835			441800	341800		
			Exc.  ABS						
<b>Forman </b>									
	90- 95	633835	333835			441800	341800		
					0,8				0,8
<b>Octavia </b>									
(1U) 1.4, 1.6, 1.9 D 1.9 TDi-66kw Exc. 1.9 TDi-81kw Exc. Sport sus.,	97-	633208▼ 633713	333713 324016				343280▼ 343348	553206 243037	
(1U) 1.8-20V, 1.8 Turbo 1.9 TDi-81kw, 2.0 Exc. Sport sus.,	97-	634099▼ 634812	334812 324016				343280▼ 343348	553206 243037	
<b>Octavia </b>									
(1U) 1.6, 1.6, 1.9D 1.9 TDi-66kw Exc. 1.9 TDi-81kw Exc. Sport sus.,	97-	633208▼ 633713	333713				343298	553232	



MODEL FAHRZEUG MODELE	YEAR JAHR ANNEE	FRONT/VORNE/AVANT			REAR/HINTEN/ARRIERE			
		PREMIUM Oil	EXCEL-G* Twin-tube Gas	GAS-A-JUST Mono-tube Gas		PREMIUM Oil	EXCEL-G* Twin-tube Gas	GAS-A-JUST Mono-tube Gas
<b>Skoda (CS)</b>								
<b>Octavia</b>								
(1U) 1.8-20V, 1.8 Turbo 1.9 TDi-81kw, 2.0 Exc. Sport sus.,	97-	634099▼ 634812	334812		343298 	553232		
<b>Pick-Up, Felicia Pick-Up</b>								
(787)	93- 95	633835	333835		441800	341800		
1.3, 1.6, 1.9D (797)	96-	633835	333835 Exc.		443291	343285		
<b>Superb</b>								
(3U4) Exc.	02-		341273			343281	553207	
(3U4) 	02-		341301			345027		
<b>Ssang Young (KO)</b>								
<b>Musso</b>								
 Incl.	10.93-		344309	554146		344310	554147	
<b>Subaru (J)</b>								
<b>E Series, Libero</b>								
E10 1.0 ,  (KJ5, KJ6) E12 1.2  (KJ8)	84- 93					343294		
E12 1.2 E12 1.2  (FA7) (FA8)	5.93-				442037			

\*Excel-G is a new name of SUPER  
Excel-G ist der neue Name für SUPER  
Excel-G est le nom nouveau pour SUPER





MODEL FAHRZEUG MODELE	YEAR JAHR ANNEE	FRONT/VORNE/AVANT				REAR/HINTEN/ARRIERE			
		PREMIUM Oil	EXCEL-G* Twin-tube Gas	GAS-A-JUST Mono-tube Gas		PREMIUM Oil	EXCEL-G* Twin-tube Gas	GAS-A-JUST Mono-tube Gas	

## Subaru (J)

### Forester

2.0  (SF5) Exc. 2.0 Turbo	97- 5.02		334190 L 334189 R			334192 L <sup>1)</sup> 334191 R <sup>1)</sup> Exc.	
2.0 Turbo  (SF5)	97- 5.02		334190 L 334189 R			OE =	
(SG5) Exc. Selfleveling	6.02-		334343 L 334342 R			334345 L 334344 R Exc.	

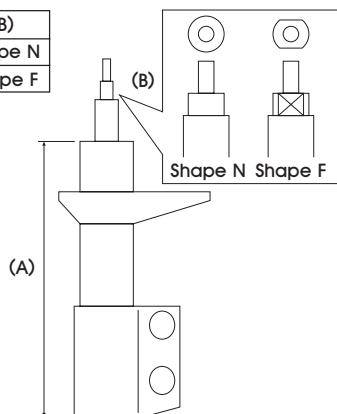
### Impreza (GC/GD), (GF/GG)

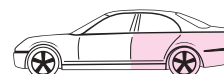
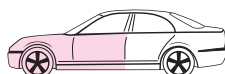
(GC/GF 3/5/7) 1.6, 1.8, 2.0	92- 7.98		334254 L 334253 R			334147 L 334146 R	
(GC/GF 3/5/7) 1.6, 1.8, 2.0	8.98-12.00		334254 L 334253 R			334147 L 334146 R	
(GC/GF 4/6/8) 1.6, 1.8, 2.0 Exc. GT (2.0 Turbo)	92- 7.98		334254 L 334253 R			334110 L 334109 R	
(GC/GF 4/6/8) 1.6, 1.8, 2.0 Exc. GT (2.0 Turbo)	8.98-12.00		334254 L 334253 R			334110 L 334109 R	
(GC/GF8*L8) 2.0 Turbo	92- 7.98		334256 L 334255 R			334110 L 334109 R	
(GC/GF8*L8) 2.0 Turbo	8.98-12.00		334256 L 334255 R			334110 L 334109 R	

Subaru

1)

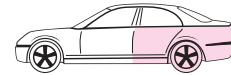
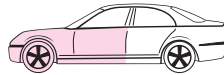
	(A)	(B)
334191/334192	402mm	Shape N
OE= Self Leveling	408mm	Shape F



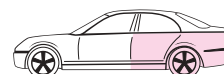
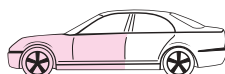


MODEL FAHRZEUG MODELE	YEAR JAHR ANNEE	FRONT/VORNE/AVANT				REAR/HINTEN/ARRIERE			
		PREMIUM Oil	EXCEL-G* Twin-tube Gas	GAS-A-JUST Mono-tube Gas		PREMIUM Oil	EXCEL-G* Twin-tube Gas	GAS-A-JUST Mono-tube Gas	
<b>Subaru (J)</b>									
<b>Impreza  (GC/GD),  (GF/GG)</b>									
(GD) 2.0, 2.0 Turbo WRX Exc. WRX-STi	10.00-10.02		334305 L 334304 R  324027 L 324026 R				334307 L 334306 R  324029 L 324028 R		
(GD) 2.0, 2.0 Turbo WRX Exc. WRX-STi	11.02-		334305 L 334304 R  324027 L 324026 R				334359 L 334358 R  324029 L 324028 R		
(GG) 1.6, 2.0, 2.0 Turbo WRX	10.00-10.02		334301 L 334300 R				334303 L 334302 R		
(GG) 1.6, 2.0, 2.0 Turbo WRX	10.02-		334301 L 334300 R				334357 L 334356 R		
<b>Justy, J Series</b>									
,  (KA, KD) JF1K **A → JF1K **J	2.84- 7.88						632037L▼ 632036R▼  632130		
,  (KA, KD) JF1K **K → JF1K **S	7.88- 95	633207 L 633206 R					632077L▼ 632076R▼  632131		
(HSJ56, HSN56) (  =TSMM ***) Exc.  ABS	96-	633134 L 633133 R	333195 L 333194 R				633174	333196	
<div style="text-align: center;"> ▼  </div>									
<b>Legacy  (BC, BD, BE),  (BF, BJ, BG, BH) Exc. </b>									
(BC/BF/BJ) 1.6, 1.8, 2.0, 2.2	89- 6.91		334106 L 334105 R				334145 L 334144 R  O.E.=20361AA***		
(BC/BF/BJ) 1.6, 1.8, 2.0, 2.2	7.91-12.93		334106 L 334105 R				334147 L 334146 R  O.E.=20362AA***		
(BD/BG) 2.0, 2.2	1.94- 99		334254 L 334253 R				334165 L 334164 R		
(BC/BF/BJ) 1.8, 2.2 Exc.	89- 6.91		334106 L 334105 R				334108 L 334107 R  O.E.=20361AA***		
(BC/BF/BJ) 1.8, 2.2	1.90- 6.91		334106 L 334105 R				O.E.=20361AA28*/29*, 48*/49*		

\*Excel-G is a new name of SUPER  
 Excel-G ist der neue Name für SUPER  
 Excel-G est le nom nouveau pour SUPER



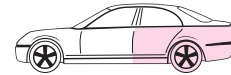
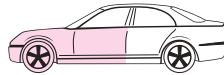
MODEL FAHRZEUG MODELE	YEAR JAHR ANNEE	FRONT/VORNE/AVANT				REAR/HINTEN/ARRIERE			
		PREMIUM Oil	EXCEL-G* Twin-tube Gas	GAS-A-JUST Mono-tube Gas		PREMIUM Oil	EXCEL-G* Twin-tube Gas	GAS-A-JUST Mono-tube Gas	
<b>Subaru (J)</b>									
<b>Legacy  (BC, BD, BE),  (BF, BJ, BG, BH) Exc. </b>									
(BC/BF/BJ) 1.8, 2.0, 2.2 Exc. 2.0 Turbo (BC/BF5*L8)	7.91-12.93		334106 L 334105 R				334110 L 334109 R		
						O.E.=20362AA***			
 2.0 Turbo (BC/BF5*L8)	7.91-12.93		334112 L 334111 R				334110 L 334109 R		
(BD/BG 5,7) 2.0, 2.2	1.94- 5.96		334254 L 334253 R				334116 L 334115 R		
						O.E.=20362AC***			
(BD/BG 5,7) 2.0, 2.2	6.96- 99		334254 L 334253 R				334116 L <sup>1)</sup> 334115 R <sup>1)</sup>  335019 L <sup>2)</sup> 335018 R <sup>2)</sup>		
(BD/BG9*L9) 2.5 Exc. Outback (BG9*LB)	6.96- 99		334112 L 334111 R				335019 L 335018 R		
1) OE = 20363 AC *** 2) OE = 20364 AC ***									
(BG9*LB) 2.5 Outback	6.96- 99		334167 L 334166 R				335021 L 335020 R		
 2.0, 2.5 (BE/BH) Exc. , , Outback	12.98-		334274 L 334273 R				341275		
 2.5 Outback (BE/BH) Exc. ,	12.98-		334276 L 334275 R				341276		
<b>L Series </b>									
(AU2) 	5.79- 84		333227				343284		
						OE= 721032 240/241			
(AU2) 	84-		333160				343284		
						OE= 721032 081			
(AU5) 	5.79-		333227				343284		
<b>L Series  Exc. </b>									
(AM1, AM2) 1300, 1600	5.79- 84		333226				344276		
(AM4) 1800	5.79- 84		333160				344276		



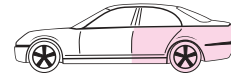
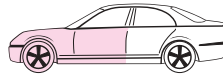
MODEL FAHRZEUG MODELE	YEAR JAHR ANNEE	FRONT/VORNE/AVANT				REAR/HINTEN/ARRIERE			
		PREMIUM Oil	EXCEL-G* Twin-tube Gas	GAS-A-JUST Mono-tube Gas		PREMIUM Oil	EXCEL-G* Twin-tube Gas	GAS-A-JUST Mono-tube Gas	
<b>Subaru (J)</b>									
<b>L Series  Exc. </b>									
(AM3, AM5, AJ 5) 1600, 1800	5.79- 84		333227				344276		 0,4
(AN1) 1300 DL	8.84- 91		333231 L 333230 R				341214		 1,3
(AN2, AN4) 1600 DL, 1800 DL, GL	8.84- 93		333159 L 333158 R				341214		 1,3
(AN3) 1600 DL	8.84- 7.85		333159 L 333158 R				341215		 1,3
(AN5, AK5) 1800 DL, GL	8.84- 7.85		333235 L 333234 R				341215		 1,3
(AN3, AN5, AK5) 1600 DL, 1800 DL, GL	8.85- 7.86		333235 L 333234 R				341215		 1,3
(AN3, AN5, AK5) 1600 DL, 1800 DL, GL	8.86- 93		333235 L 333234 R				341216		 1,3
<b>L Series, Leone  (AF),  (AB),  (AW) (5.79-85) Exc. </b>									
(AF 1/2, AB 1/2/4, AW 4) 	5.79- 85		333226				343056		 0,4
(AF5, AB5) 	5.79- 85		333227				344276		 0,4
<b>L Series, Leone  (AG),  (AC),  XT (AX) (8.84-93) Exc. </b>									
(AG1, AG2, AG4) 1300, 1600, 1800 DL, GL, GT	8.85- 90		333231 L 333230 R				341215		 1,3
(AC1, AC2, AC4) 1300, 1600, 1800 DL, GL, GT 	8.84- 93		333231 L 333230 R				341214		 1,3
(AC1, AC2, AC4) 1300, 1600, 1800 DL, GL, GT 	8.84- 93		333159 L 333158 R				341214		 1,3
(AX4) XT 1800 Turbo	8.84- 91		333229 L 333228 R				341214		 1,3
 1800 GL (AG5*L3), 4WD Turbo (AG5*L9) Exc. RX (AG5*L8)	8.85- 7.86		333235 L 333234 R				341215		 1,3

\*Excel-G is a new name of SUPER  
 Excel-G ist der neue Name für SUPER  
 Excel-G est le nom nouveau pour SUPER



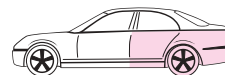
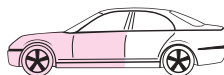


MODEL FAHRZEUG MODELE	YEAR JAHR ANNEE	FRONT/VORNE/AVANT				REAR/HINTEN/ARRIERE			
		PREMIUM Oil	EXCEL-G* Twin-tube Gas	GAS-A-JUST Mono-tube Gas		PREMIUM Oil	EXCEL-G* Twin-tube Gas	GAS-A-JUST Mono-tube Gas	
<b>Subaru (J)</b>									
<b>L Series, Leone  (AG),  (AC),  XT (AX) (8.84-93) Exc. </b>									
 1800 GL (AG5*L3), 4WD Turbo (AG5*L9) Exc. RX (AG5*L8)	8.86- 90		333235 L 333234 R				341216		
(AC5*L2/L3) 1800 DL, GL	8.84- 89		333235 L 333234 R				341215		
 RX 1800 Turbo (AC/AG5*L8) Exc. 4WD Turbo (AG7, AC7)	8.84- 7.86		333233 L 333232 R				341215		
 RX 1800 Turbo (AC/AG5*L8) Exc. 4WD Turbo (AG7, AC7)	8.86- 89		333233 L 333232 R				341216		
<b>Rex 600</b>									
 (K 21, 22, 23, 24 series)	6.72- 81			552014				552015	
 (KF 1)	81-						342011		
<b>Vivio</b>									
 	8.93- 7.94		332083 L 332082 R				332085 L 332084 R		
 	8.94-		332083 L 332082 R				332087 L 332086 R		
<b>Suzuki (J)</b>									
<b>Alto</b>									
Alto (SS 30 V, SS 40 V)	10.81-					442021		552020	
Alto 600 (SS 40 F)		632027 L 632026 R				442021		552020	
Alto 800 (SS 80 F, SS80 G)	81- 1.86	632006	332016			442021		552020	
SB 308 (CA 91, CB 91) 00100001 → 00200000	7.86-12.87	632051 L 632050 R				442030			



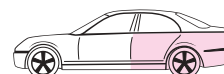
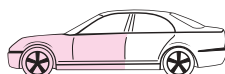
MODEL FAHRZEUG MODELE	YEAR JAHR ANNEE	FRONT/VORNE/AVANT				REAR/HINTEN/ARRIERE			
		PREMIUM Oil	EXCEL-G* Twin-tube Gas	GAS-A-JUST Mono-tube Gas		PREMIUM Oil	EXCEL-G* Twin-tube Gas	GAS-A-JUST Mono-tube Gas	
<b>Suzuki (J)</b>									
<b>Alto</b>									
SB 308 (CA 91, CB 91) 00200001→	88- 92	632051 L 632050 R					342020		
SH 410 (FA 11, FB 11)	94-	632094 L 632093 R					342018		
<b>Baleno Exc. </b>									
Incl.  ABS 1.3 (2WD) 1.6 (2WD), (4WD)	95-	633222 L 633221 R	333313 L 333312 R			633186 L 633185 R	333216 L 333215 R		
Incl.  ABS 1.3 (2WD) 1.5 (2WD) 1.6 (2WD), (4WD)	95-	633222 L 633221 R	333313 L 333312 R				333216 L 333215 R		
Incl.  ABS 1.8 (2WD)	95-		333313 L 333312 R				333216 L 333215 R		
Incl.  ABS 1.6 (2WD), (4WD) 1.8 (2WD)	95-		333313 L 333312 R				333216 L 333215 R		
<b>Ignis</b>									
(2WD) (FH) 1.3 Incl.  ABS	10.00- 3.03		333347 L 333346 R				342026		
(4WD) (FH) 1.3 Incl.  ABS	10.00- 3.03		333347 L 333346 R				342027		
<b>Jimny</b>									
1.3 (2WD), (4WD) (SN413: JA33, JB33) JSAFJA33***, JSAFJB33***	98-		343287				343288		
<b>Jimny/Samurai (SJ)</b>									
Jimny (LJ 10, 20, LJ 81)	70- 77	443156	343185	553107		443194	343153	553106	
Jimny (SJ 10, SJ 20, LJ 80 series)	77-	443156	343185	553107		443067	343194	553024	
Jimny/Samurai (SJ 30, SJ 410, SJ 413)	5.81- 88	443156	343185	553107	 0,8	443194	343153	553106	 0,8

\*Excel-G is a new name of SUPER  
Excel-G ist der neue Name für SUPER  
Excel-G est le nom nouveau pour SUPER



MODEL FAHRZEUG MODELE	YEAR JAHR ANNEE	FRONT/VORNE/AVANT				REAR/HINTEN/ARRIERE			
		PREMIUM Oil	EXCEL-G* Twin-tube Gas	GAS-A-JUST Mono-tube Gas		PREMIUM Oil	EXCEL-G* Twin-tube Gas	GAS-A-JUST Mono-tube Gas	
<b>Suzuki (J)</b>									
<b>Liana</b>									
(ER)	7.01-		333355 L 333354 R				333357 L 333356 R		
<b>SJ413/SJ419 Samurai, Santana SJ413</b>									
1.3 SJ413 Samurai, Santana	88-	443156	343185	553107	 0,8	443194	343153	553106	 0,8
1.9 TD SJ419 Samurai, Santana	98-			553220	 0,8			553221	 0,8
<b>Swift</b>									
1000 (AA41): SA 310 1300 (AA51): SA 413	10.83-10.86	632031 L 632030 R	332023 L 332022 R		 1,3	442028	342012	552021	 0,7
1000 (AA43): SA 310 1300 (AA53): SA 413 Gti/GXi (AA33): SA 413	10.86- 89	632049 L 632048 R			 1,3	441059	341075		 0,7
<b>Swift (  :  = TSMM... )</b>									
 1.0 (AA 44/AB 44, AH 44: SF 310) 1.3 (AA 35/AB 35, AH 35: SF 413)	92- 92-	633134 L 633133 R	333195 L 333194 R		 1,3	633174	333196		 0,6
<b>Swift (  :  = JSAE... )</b>									
 1.0 (AA 44/AB 44: SF 310) 1.3 (AA 35/AB 35: SF 413) Exc. GTi 00100001→00140000	1.89- 92 1.89- 92	632069 L 632068 R	332053 L 332052 R		 1,3	632067	332051		 0,6
 1.3 GTi (AA 34: SF 413) 00100001→00104275	1.89-12.89	632069 L 632068 R	332053 L 332052 R		 1,3	633174	333196		 0,6
 1.3 GTi (AA 34: SF 413) 00104276→00140000	1.90- 92	632062 L 632061 R	332050 L 332049 R		 1,3	633174	333196		 0,6

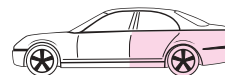
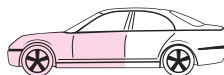
Suzuki



MODEL FAHRZEUG MODELE	YEAR JAHR ANNEE	FRONT/VORNE/AVANT			⚙️ ⌚	REAR/HINTEN/ARRIERE			⚙️ ⌚
		PREMIUM Oil	EXCEL-G* Twin-tube Gas	GAS-A-JUST Mono-tube Gas		PREMIUM Oil	EXCEL-G* Twin-tube Gas	GAS-A-JUST Mono-tube Gas	
<b>Suzuki (J)</b>									
<b>Swift (  :  = JSAE... )</b>									
1.0 (AA 44/AB 44: SF 310) 1.3(AA 35/AB 35, AA 34: SF 413) Incl. GTI 00140001→	92- 92-	633134 L 633133 R	333195 L 333194 R		⊕ 1,3	633174	333196		⊕ 0,6
1.3 (AF 35: SF 413) 00100001→00102077	1.89- 90	632062 L 632061 R	332050 L 332049 R		⊕ 1,3	632067	332051		⊕ 0,6
1.3 (AF 35: SF 413) 00102078→	1.91-	633134 L 633133 R	333195 L 333194 R		⊕ 1,3	633174	333196		⊕ 0,6
1.3 (2WD) (AH 35 : SF 413)  →00107571 1.6 (2WD) (AH 14 : SF 416)  →00109591 1.6 (4WD) (AJ 14 : SF 416)  →00102383	1.89- 90 1.89- 90 1.89- 90	632062 L 632061 R	332050 L 332049 R		⊕ 1,3	633174	333196		⊕ 0,6
1.3 (2WD) (AH 35 : SF 413)  00107572→ 1.6 (2WD) (AH 14 : SF 416)  00109592→ 1.6 (4WD) (AJ 14 : SF 416)  00102384→	90- 90- 90-	633134 L 633133 R	333195 L 333194 R		⊕ 1,3	633174	333196		⊕ 0,6
1.3 (AK 35 : SF 413)	92-	633134 L 633133 R	333195 L 333194 R		⊕ 1,3	633174	333196		⊕ 0,6
<b>Vitara (  JSAE TA/TD..., 2S3TA... )</b>									
1.6 ,  (TA0: SE 416) 1.6  (TDO: SE 416) →TA/TD 0##01110000	89- 95 91- 95	634020 L 634019 R	334016 L 334015 R		⊕ 1,2		343247	553158	⊥ ⊕ 0,6
1.6 ,  Incl. ⊕ ABS (TA0: SE416) 1.6  Incl. ⊕ ABS (TDO: SE416) TA/TD 0##01110001→	96- 96-	634073 L 634072 R	334140 L 334139 R		⊕ 1,2		343247	553158	⊥ ⊕ 0,6
2.0-V6  Incl. ⊕ ABS (TD1: SV620) 2.0 TD  Incl. ⊕ ABS (TD3: SV420 D)	96- 96-	634073 L 634072 R	334140 L 334139 R		⊕ 1,2		343247	553158	⊥ ⊕ 0,6
<b>Santana SE416 Vitara (  :  VSEOSJ..., VSEE TV/TW... )</b>									
1.6 ,  Incl. ⊕ ABS (JJ/JV61,TV0) 1.6  Incl. ⊕ ABS (TWO)	89- 89-	634073 L 634072 R	334140 L 334139 R		⊕ 1,2		343247	553158	⊥ ⊕ 0,6
<b>Grand Vitara (  JSAF TA/TD/TL..., 2S2GTA... )</b>									
1.6  (TA0: SQ416) 2.0 ,  (TA5, TL5: SQ420) 2.0 TD  (TD3: SQ420) 2.5  (TD6: SQ425) Incl. ⊕ ABS	98-	634090 L 634089 R	334196 L 334195 R		⊕		343247	553158	⊥ ⊕

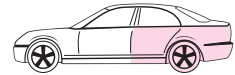
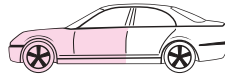
\*Excel-G is a new name of SUPER  
Excel-G ist der neue Name für SUPER  
Excel-G est le nom nouveau pour SUPER





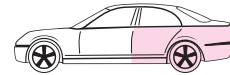
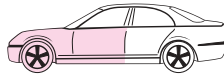
MODEL FAHRZEUG MODELE	YEAR JAHR ANNEE	FRONT/VORNE/AVANT				REAR/HINTEN/ARRIERE			
		PREMIUM Oil	EXCEL-G* Twin-tube Gas	GAS-A-JUST Mono-tube Gas		PREMIUM Oil	EXCEL-G* Twin-tube Gas	GAS-A-JUST Mono-tube Gas	
<b>Suzuki (J)</b>									
<b>Wagon R+</b>									
,  Incl.  ABS 1.0 (SR410 : MA61) 1.2 (SR412 : MA81,MB81)	97- 98-		332093 L 332092 R				342020		
Incl.  ABS 1.3 (RB413 : MA53)	00-		333307 L 333306 R				343331		
<b>X-90</b>									
1.6  Incl.  ABS (LA 1) 1.6  Incl.  ABS (LB 1)	96- 96-	634073 L 634072 R	334140 L 334139 R				343247	553158	 0,6
<b>Suzuki Commercial (J)</b>									
<b>Carry</b>									
Super Carry (SK 410 K/T) 	86-	633061 L 633060 R							
Super Carry (SK 410 V) 	86-	633061 L 633060 R				442028	342012		 0,8
<b>Talbot (F) (GB)</b>									
<b>Alpine</b>									
	7.75- 80	443114	343051	553072		443115	343052	553131	
<b>Avenger  , </b>									
1300, 1600 (800 series)	9.74-10.77		363005				341009 <sup>1)</sup> 343170 <sup>2)</sup>		
1300, 1600	10.77- 5.81		363005				341006 <sup>1)</sup> 343170 <sup>2)</sup>		
<b>Horizon</b>									
	77- 86	443131	343025	553130	 0,4	443130	343026		 0,6
1)  2)									

Talbot



MODEL FAHRZEUG MODELE	YEAR JAHR ANNEE	FRONT/VORNE/AVANT				REAR/HINTEN/ARRIERE			
		PREMIUM Oil	EXCEL-G* Twin-tube Gas	GAS-A-JUST Mono-tube Gas		PREMIUM Oil	EXCEL-G* Twin-tube Gas	GAS-A-JUST Mono-tube Gas	
<b>Talbot (F) (GB)</b>									
<b>Minx, Scepter, Rapier, Vogue, Hunter</b>									
Minx, Scepter (Exc. Estate) Rapier, Alpine Fastback H 120, Vogue Humber, Scepter Mk III Hunter Saloon	67- 76  67- 76 67- 80	665027				443113			
<b>Samba</b>									
	82-	633021	333020			441041	341039		
<b>Simca</b>									
Simca 1307/1308/1309	75- 80	443114	343051	553072		443115	343052	553131	
<b>Solara</b>									
	80-	443131	343025	553130		443130	343026		
<b>Sunbeam</b>									
1000, 1300, 1600	10.77- 80		363005				341006 <sup>1)</sup> 343170 <sup>2)</sup>		
1)  2)									
<b>Tagora</b>									
	80- 85	664008	364002			444036	344004	554032	
<b>Toyota (J)</b>									
<b>4-Runner</b>									
	8.89-		344202	554069			344254	554071	
<b>Avensis</b>									
1.6, 1.8, 2.0 (AT220, AT221, ST220) 2.0 Diesel Turbo (CT220)	10.97- 7.99		334204 L 334203 R				334206 L▼ 334205 R▼  334330 L 334329 R		

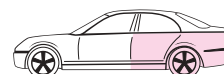
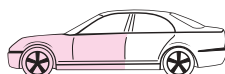
\*Excel-G is a new name of SUPER  
Excel-G ist der neue Name für SUPER  
Excel-G est le nom nouveau pour SUPER



MODEL FAHRZEUG MODELE	YEAR JAHR ANNEE	FRONT/VORNE/AVANT				REAR/HINTEN/ARRIERE			
		PREMIUM Oil	EXCEL-G* Twin-tube Gas	GAS-A-JUST Mono-tube Gas		PREMIUM Oil	EXCEL-G* Twin-tube Gas	GAS-A-JUST Mono-tube Gas	
<b>Toyota (J)</b>									
<b>Avensis</b>									
1.6, 1.8, 2.0 (AT220, AT221, ST220) 2.0 Diesel Turbo (CT220)	7.99- 7.00		334204 L 334203 R		+		334330 L 334329 R		+
VVTi 1.6, 1.8, 2.0 (ZZT220, ZZT221, AZT220)	7.00-12.02		334204 L 334203 R		+		334330 L 334329 R		+
2.0 D-4D (CDT220)	7.00-12.02		334204 L 334203 R		+		334330 L 334329 R		+
1.8, 2.0, 2.4 2.0 D-4D	12.02-		334816 L 334815 R		+		341815		⊥
<b>Avensis Verso</b>									
2.0, 2.0D	8.01-		334320 L 334319 R		+		344362		⊥
<b>Blizzard</b>									
LD 10, LD 10 V	3.80- 5.84	443152		553144	○	443150		553143	○
<b>Camry</b>									
(SV10, CV10, SV11) 1800, 2000, 2000 Diesel	3.82- 7.86	665046	365037		□		333012 L 333011 R		+
					2,8				1,8
(SV20, SV21, CV20, VZV21) 1800, 2000 i, 2000 TD, 2500-V6	10.86- 91		365061		□		365062		□
			 						2,3
(SV25) 2000 i	8.88- 91		365061		□		334055 L 334054 R		+
			 						2,3
(SV20, SV21, CV20, VZV21) 1800, 2000 i, 2000 TD, 2500-V6	10.86- 92		365061		□		365063		□
			 						2,3
(SXV10, VCV10) 2200, 3000	6.91- 8.94		365085 <sup>1)</sup>		□		365097 <sup>1)</sup>		□
			334132 L 334131 R		+		334134 L 334133 R		+
1)									

Toyota



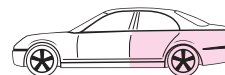
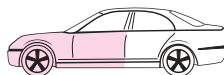


MODEL FAHRZEUG MODELE	YEAR JAHR ANNEE	FRONT/VORNE/AVANT				REAR/HINTEN/ARRIERE			
		PREMIUM Oil	EXCEL-G* Twin-tube Gas	GAS-A-JUST Mono-tube Gas		PREMIUM Oil	EXCEL-G* Twin-tube Gas	GAS-A-JUST Mono-tube Gas	
<b>Toyota (J)</b>									
<b>Camry</b>									
(SXV10, VCV10) 2200, 3000	8.94- 8.96		365096 <sup>1)</sup> 334171 L 334170 R				365097 <sup>1)</sup> 334134 L 334133 R		
(SXV10, VCV10) 2200, 3000	3.92- 8.94		334132 L 334131 R				334134 L 334133 R		
(SXV10, VCV10) 2200, 3000	8.94- 7.96		334171 L 334170 R				334134 L 334133 R		
(SXV20, MCV20) 2200, 3000	8.96-		334246 L 334245 R				334134 L 334133 R		
1)									
<b>Carina</b>									
(TA/RA 10/30 series) 1400, 1600, 1800, 2000	2.70- 9.77	665021	365001		 3,0	443099	343036	553027	 ⊥ ○ 0,6
(TA 16 V/19 V/49 V) 1400, 1600	1.76- 8.81	665021	365001		 3,0	443098			 ⊥ ○ 0,6
(TA 41/45/46/47, RA 45/46) 1500, 1800 (AA 60, SA 60, CA 60, TA 60/62)	10.77- 7.81 8.81- 8.85	665021	365001		 3,0	443102	343039	553041	 ⊥ ○ 0,6
(TA 61/63, RA 63) 1600, 1800, 2000	8.81- 8.85	665024	365005		 3,0		343042	553063	 ⊥ ○ 0,6
(TA 67 V, CA 67 V) 1600, 1800 Diesel	9.81- 9.83	665021	365001		 3,0	443103			 ⊥ ○ 0,6
(SA 60 G) 1800	2.82- 8.85	665021	365001		 3,0	443102	343039	553041	 ⊥ ○ 0,6
<b>Carina II (Corona)</b>									
(ST 150, CT 150) 1800	2.83- 4.85	665047	365041		 3,2		333003 L 333002 R		 2,1
			 913267				 913128		
(AT 151) 1600	5.85-11.87		363059		 3,2		333003 L 333002 R		 2,1
			 913267				 913128		

\*Excel-G is a new name of SUPER  
Excel-G ist der neue Name für SUPER  
Excel-G est le nom nouveau pour SUPER





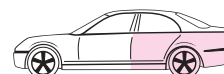
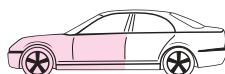


MODEL FAHRZEUG MODELE	YEAR JAHR ANNEE	FRONT/VORNE/AVANT				REAR/HINTEN/ARRIERE			
		PREMIUM Oil	EXCEL-G* Twin-tube Gas	GAS-A-JUST Mono-tube Gas		PREMIUM Oil	EXCEL-G* Twin-tube Gas	GAS-A-JUST Mono-tube Gas	
<b>Toyota (J)</b>									
<b>Carina II (Corona)</b>									
(ST 150, CT 150) 1800, 2000 Diesel	5.85-11.87		365058				333003 L 333002 R		
					3,2				2,1
1600, 1600 i (AT 171) 	12.87- 3.92		363062				333064 L 333063 R		
					2,6				2,2
2000 i (ST 171) 	12.87- 3.92		365068				334028 L 334027 R		
					2,6				2,2
2000 Diesel (CT 170) 	12.87- 3.92		365068				333064 L 333063 R		
					2,6				2,2
<b>Carina E</b> (  :  = JT... )									
1.6 (AT 190) Incl.  ABS Exc. Rough road package	2.92- 1.96		333198 L 333197 R				333108 L 333107 R		
					2,6				4,4
Rough road package 1.6 (AT 190) Incl.  ABS	2.92- 1.96		333198 L 333197 R				333113 L 333112 R		
					2,6			O.E.=48530-20800/-20810/-2B270/-29385 O.E.=48540-20800/-20810/-2B270/-29085	4,4
2.0 D, 2.0 TD (CT 190) Incl.  ABS Exc. Rough road package	2.92- 1.96		365081				333108 L 333107 R		
					2,6				4,4
Rough road package 2.0 D, 2.0 TD (CT 190) Incl.  ABS	2.92- 1.96		365081				333113 L 333112 R		
					2,6			O.E.=48530-20800/-20810/-2B270/-29385 O.E.=48540-20800/-20810/-2B270/-29085	4,4
2.0i (ST 191) Incl.  ABS, Exc. GTi Exc. Rough road package	2.92- 1.96		365081				334064 L 334063 R		
					2,6				4,4
Rough road package 2.0i (ST 191) Incl.  ABS Exc. GTi	2.92- 1.96		365081				334062 L 334061 R		
					2,6			O.E.= 48530-20820/-20850/-2B260 O.E.= 48540-20820/-20850/-2B260	4,4
2.0 GTi (ST 191) Incl.  ABS	2.92- 1.96						334064 L 334063 R		
									4,4
<b>Carina E</b> (  :  = JT... )									
1.6 i (AT 190) Incl.  ABS 1.8 i (AT 191) Incl.  ABS	11.92- 1.96 2.94- 1.96		333198 L 333197 R				333113 L 333112 R		
					2,6				

Toyota



\*Excel-G is a new name of SUPER  
Excel-G ist der neue Name für SUPER  
Excel-G est le nom nouveau pour SUPER

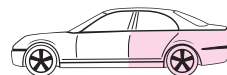
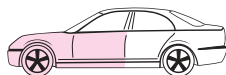


MODEL FAHRZEUG MODELE	YEAR JAHR ANNEE	FRONT/VORNE/AVANT			⌚	REAR/HINTEN/ARRIERE			⌚
		PREMIUM Oil	EXCEL-G* Twin-tube Gas	GAS-A-JUST Mono-tube Gas		PREMIUM Oil	EXCEL-G* Twin-tube Gas	GAS-A-JUST Mono-tube Gas	
<b>Toyota (J)</b>									
<b>Carina E</b> (  :  = JT... )									
2.0D (CT 190) Incl. ⊕ ABS 2.0TD (CT 190) Incl. ⊕ ABS	11.92- 1.96 11.92- 1.96		365081		⌚		333113 L 333112 R		⊕
					2,6				
2.0i (ST 191) Incl. ⊕ ABS	11.92- 1.96		365081		⌚		334062 L 334061 R		⊕
					2,6				
<b>Carina E</b> (  :  = SB... )									
1.6i (AT 190) Incl. ⊕ ABS Exc.	12.92- 8.93		333198 L 333197 R		⊕		333108 L 333107 R		⊕
					2,6				4,4
 1.6i (AT 190) Incl. ⊕ ABS	12.92- 8.93		333198 L 333197 R		⊕		333113 L 333112 R		⊕
					2,6		O.E.=48530-20800/-20810 O.E.=48540-20800/-20810		4,4
1.6i (AT 190) Incl. ⊕ ABS 1.8i (AT 191) Incl. ⊕ ABS Exc.	8.93- 1.96		334138 L 334137 R		⊕		334064 L 334063 R		⊕
					2,6				4,4
 1.6i (AT 190) Incl. ⊕ ABS 1.8i (AT 191) Incl. ⊕ ABS	8.93- 1.96		334138 L 334137 R		⊕		334062 L 334061 R		⊕
					2,6		O.E.=48530-20820/-20850/-05030 O.E.=48540-20820/-20850/-05030		4,4
1.6i (AT 190) Incl. ⊕ ABS 1.8i (AT 191) Incl. ⊕ ABS	1.96- 98 1.96- 98		334138 L 334137 R		⊕		334062 L 334061 R		⊕
					2,6				4,4
2.0i (ST 191) Incl. ⊕ ABS 2.0 D, 2.0 TD (CT 190) Incl. ⊕ ABS Exc. , GTI	12.92-12.94 8.93-12.94		365081 O.E.=48510/20-20890		⌚		334064 L 334063 R		⊕
			334138 L 334137 R O.E.=48510/20-05010		⊕				4,4
					2,6				
 2.0i (ST 191) Incl. ⊕ ABS 2.0 D, 2.0 TD (CT 190) Incl. ⊕ ABS Exc. GTI	12.92-12.94 8.93-12.94		365081 O.E.=48510/20-20890		⌚		334062 L 334061 R		⊕
			334138 L 334137 R O.E.=48510/20-05010		⊕		O.E.=48530-20820/-20850/-05030 O.E.=48540-20820/-20850/-05030		4,4
					2,6				
2.0i (ST 191) Incl. ⊕ ABS 2.0 D, 2.0 TD (CT 190) Incl. ⊕ ABS Exc. , GTI	12.94- 1.96 12.94- 1.96		334138 L 334137 R		⊕		334064 L 334063 R		⊕
					2,6				4,4
 2.0i (ST 191) Incl. ⊕ ABS 2.0 D, 2.0 TD (CT 190) Incl. ⊕ ABS Exc. GTI	12.94- 1.96 12.94- 1.96		334138 L 334137 R		⊕		334062 L 334061 R		⊕
					2,6		O.E.=48530-20820/-20850/-05030 O.E.=48540-20820/-20850/-05030		4,4
2.0i (ST 191) Incl. ⊕ ABS, Exc. GTI 2.0 D, 2.0 TD (CT 190) Incl. ⊕ ABS	1.96- 98 1.96- 98		334138 L 334137 R		⊕		334062 L 334061 R		⊕
					2,6				4,4

Toyota

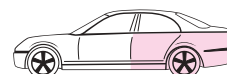
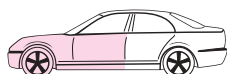
\*Excel-G is a new name of SUPER  
Excel-G ist der neue Name für SUPER  
Excel-G est le nom nouveau pour SUPER





MODEL FAHRZEUG MODELE	YEAR JAHR ANNEE	FRONT/VORNE/AVANT				REAR/HINTEN/ARRIERE			
		PREMIUM Oil	EXCEL-G* Twin-tube Gas	GAS-A-JUST Mono-tube Gas		PREMIUM Oil	EXCEL-G* Twin-tube Gas	GAS-A-JUST Mono-tube Gas	
<b>Toyota (J)</b>									
<b>Carina E</b> (  :  = SB... )									
1.6i (AT 190) Incl. ⊕ ABS 1.8i (AT 191) Incl. ⊕ ABS 2.0D, 2.0TD (CT 190) Incl. ⊕ ABS 2.0i (ST 191) Incl. ⊕ ABS	5.95- 98		334138 L 334137 R				334062 L 334061 R		
<b>Celica</b> ,  ,  ,									
1600, 2000 (TA 20, RA 20 series)	12.70- 9.75	665023	365022			443099	343036	553027	
1600, 2000 (TA 23/28/35, RA 23/28/35)	10.75- 8.77	665021	365001			443099	343036	553027	
1600, 1800, 2000 ⊕ ⊗ (TA 45/46/47, RA 45)	10.77- 7.80	665021	365001				343039	553041	
1600, 2000, 2600 ⊕ ⊗ (TA 40, RA 40, MA 45/46)	10.77- 7.80	665024	365005				343039	553041	
1600, 1800, 2000, 2800 (TA 55/61/63, RA 55/63, MA 55/56)	8.80- 7.81	665024	365005				343042	553063	
1.6 (TA60) 	8.81- 7.85	665021	365001			443102	343039	553041	
2.0 ST, XT (RA 60) 	8.81- 7.85	665024	365005			443102	343039	553041	
1.6 GT, GTS (AA63) 2.0 XT, ST, GT (RA61/63/65, SA63) 	8.83- 7.85 8.81- 1.85	665024	365005				343042	553063	
2800 Supra (MA 61)	12.81- 8.83	665037	365026 ▼ 365076				343042	553063	
2800 Supra (MA 61)	9.83-12.85						343042	553063	
ST, GT (AT 160, ST 162, ST 160) Exc. ST 165	8.85- 8.87		365058 365068 <sup>1)</sup>				334007 L 334006 R		
GT (AT 160, ST 162) Exc. ST 165	8.87- 9.89		365058 365068 <sup>1)</sup>				334014 L 334013 R		
 1.6 STi (AT 180), 2.0 GTi (ST 182)	10.89- 94		365077				334051 L 334050 R		
1) O.E.= 48510-20262, 48520-20252									

Toyota

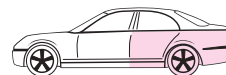
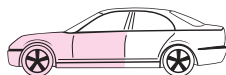


MODEL FAHRZEUG MODELE	YEAR JAHR ANNEE	FRONT/VORNE/AVANT				REAR/HINTEN/ARRIERE			
		PREMIUM Oil	EXCEL-G* Twin-tube Gas	GAS-A-JUST Mono-tube Gas		PREMIUM Oil	EXCEL-G* Twin-tube Gas	GAS-A-JUST Mono-tube Gas	
<b>Toyota (J)</b>									
<b>Celica</b>									
 2.0 Turbo (ST 185)	10.89- 94		365077		 2,2		334053 L 334052 R		 2,4
 1.8 (AT 200), 2.0 (ST 202)	94- 99		365092 <sup>1)</sup>				334126 L 334125 R		
 2.0 GT Four (ST 205)	94- 99		331019 L 331018 R				334128 L 334127 R		
1.8 (ZZT230)	8.99-10.99		334278 L 334277 R				341277 <sup>2)</sup>		
1.8 (ZZT230)	10.99- 8.00		334278 L 334277 R				341278 <sup>3)</sup>		
1.8 (ZZT23#)	8.00-		334278 L 334277 R				341278 <sup>3)</sup>		
1) O.E. = 48510-29235, 48520-29075      2)       3)									
<b>Celica Supra, Supra Exc.</b>									
2.8 (MA 61) 	12.81- 8.83	665037	365026 ▼ 365076		 2,4		343042	553063	 0,7
2.8 (MA 61) 	9.83-12.85				 2,4		343042	553063	 0,7
3.0-24V, 3.0-24V Turbo (MA 70) 	1.86- 5.93		341069				341070		
3.0-24V, 3.0-24V Turbo (JZA 80) 	5.93- 1.96			551069				551070	
<b>Corolla &amp; Sprinter (70-4.87)</b>									
(KE 20, TE 20 series) 1200, 1400	5.70- 3.74	663031	363018			443097	343035	553054	 0,6
(KE 26 V) 1200	5.70- 3.74	663031				443065			
(TE 27 MQ, 27 MBQ) 1600 SR	3.72- 3.74	665021	365001			443097	343035	553054	

\*Excel-G is a new name of SUPER  
Excel-G ist der neue Name für SUPER  
Excel-G est le nom nouveau pour SUPER



Toyota



MODEL FAHRZEUG MODELE	YEAR JAHR ANNEE	FRONT/VORNE/AVANT				REAR/HINTEN/ARRIERE			
		PREMIUM Oil	EXCEL-G* Twin-tube Gas	GAS-A-JUST Mono-tube Gas		PREMIUM Oil	EXCEL-G* Twin-tube Gas	GAS-A-JUST Mono-tube Gas	
<b>Toyota (J)</b>									
<b>Corolla &amp; Sprinter (70-4.87)</b>									
(KE 30, 40, 50, 60) 1200, 1300	4.74- 5.79	663031	363018			443068	343059	553055	
(TE 30, 40, 50, 60) 1400, 1600	4.74- 5.79	665022	365015		 3,0	443068	343059	553055	 0,6
(KE 36 V) 1200	4.74- 5.79	663031	363018			443098	343062	553030	 0,6
(TE 36 V) 1400	4.74- 5.79	665022	365015		 3,0	443098	343062	553030	 0,6
(KE 70, AE 70) 1300, 1500	6.79- 8.81	663032	363023		 3,0	443099	343036	553056	 0,6
(TE 70, TE 71, CE 70) 1600, 1800, 1800 Diesel	6.79- 8.81	665022	365015		 3,0	443099	343036	553056	 0,6
 1300 (KE 71 V, 72 V) 1300 (KE 73 G)	6.79- 8.81 4.82- 7.87	663032	363023		 3,0	443098	343062		 0,6
(TE 73 V) 1600 (OHC)	6.79- 8.81	665022	365015		 3,0	443098	343062		 0,6
(CE 71 V) 1800 Diesel	8.81- 7.87	665022	365015		 3,0	443098	343062		 0,6
(AE 80/81/82, EE 80) 1300, 1500, 1600	5.83- 4.85	663045	363039		 3,2		332012 L 332011 R		 2,2
(CE 80) 1800 Diesel Exc. Rough Road Package	5.83- 4.87	665047	365041		 3,2		332012 L 332011 R		 2,2
(AE 86) 1600 GT 16 V (Levin)	5.83- 4.87		365015		 3,0		343036	553056	 0,6
(AE 82) 1600 Compact GT 16 V	10.84- 4.87		365041		 3,2		332021		 2,2
(EE 80, AE 80, AE 82) 1300, 1600 Exc. GT-16V	5.85- 4.87		363059		 3,2		332012 L 332011 R		 2,2

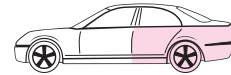
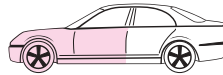
Toyota

SM2900

SM2900

SM2900

SM2900

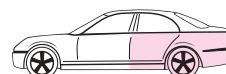
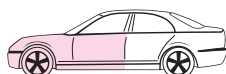


MODEL FAHRZEUG MODELE	YEAR JAHR ANNEE	FRONT/VORNE/AVANT				REAR/HINTEN/ARRIERE			
		PREMIUM Oil	EXCEL-G* Twin-tube Gas	GAS-A-JUST Mono-tube Gas		PREMIUM Oil	EXCEL-G* Twin-tube Gas	GAS-A-JUST Mono-tube Gas	
<b>Toyota (J)</b>									
<b>Corolla  (5.87- 4.97)</b>									
1300 ,1600 (EE 90, AE 92) Exc. 1600 GTi Exc. Rough Road Package	5.87- 92		363060 <sup>1)</sup>  333119 L 333118 R  				333052 L 333051 R  		
1)									
(AE 92) 1600 GTi	5.87- 92		365064  				333052 L 333051 R		
1800 Diesel (CE 90)  Exc. Rough Road Package	5.87- 92		365064  				333052 L 333051 R		
 + Rough Road Package 1300 (EE 90), 1600 (AE 92) 1800 Diesel (CE 90) 	5.87- 92		365066				333052 L 333051 R		
(AE 95) 1600	10.87- 8.95		365066				343242		
1300 i (EE 100), 1400 i (EE 101)  Exc. Rough Road Package	5.92- 4.97		333115 L 333114 R  				333117 L 333116 R		
1600 i (AE 101) 	5.92- 4.97		333115 L 333114 R  				333117 L 333116 R		
2000 Diesel (CE 100)  Exc. Rough Road Package	5.92- 4.97		365091  				333117 L 333116 R		
 + Rough Road Package 1300 i (EE100), 2000 Diesel (CE 100) 	5.92- 4.97						333117 L 333116 R		
<b>Corolla  (  = JT153..., JTB53... ),  (  = JT172..., JTB72... ) (4.97-9.01)</b>									
1300-12V (EE110)  Exc. Rough Road Package	4.97- 9.01		333237 L <sup>1)</sup> 333236 R <sup>1)</sup>				332089 L <sup>4)</sup> 332088 R <sup>4)</sup>		
1), 2) $\Leftrightarrow$ 3) 4) $\Leftrightarrow$ 6) 1), 2) = 322 3) = 338 4) = $\phi$ 18 6) = $\phi$ 20									

Toyota

\*Excel-G is a new name of SUPER  
 Excel-G ist der neue Name für SUPER  
 Excel-G est le nom nouveau pour SUPER





MODEL FAHRZEUG MODELE	YEAR JAHR ANNEE	FRONT/VORNE/AVANT				REAR/HINTEN/ARRIERE			
		PREMIUM Oil	EXCEL-G* Twin-tube Gas	GAS-A-JUST Mono-tube Gas		PREMIUM Oil	EXCEL-G* Twin-tube Gas	GAS-A-JUST Mono-tube Gas	

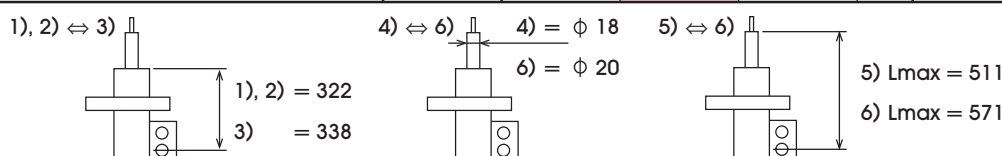
## Toyota (J)

### Corolla ( = JT153..., JTB53...), ( = JT172..., JTB72... ) (4.97-9.01)

 1300-16V, 1600-16V (EE111, AE111) 1400-16V, 1600-16V (ZZE111, ZZE112) Exc. Rough Road Package	4.97-10.99 10.99- 9.01		333237 L <sup>1)</sup> 333236 R <sup>1)</sup>				334179 L <sup>5)</sup> 334178 R <sup>5)</sup>		
2000 Diesel   (CE110) 1800 Diesel   (WZE110) Exc. Rough Road Package	4.97-10.99 1.00- 9.01		334177 L <sup>2)</sup> 334176 R <sup>2)</sup>				334179 L <sup>5)</sup> 334178 R <sup>5)</sup>		
 ⊕ Rough Road Package  1300-12V/-16V, 1400-16V, 1600-16V 1800 Diesel, 2000 Diesel	4.97- 9.01		334187 L <sup>3)</sup> 334186 R <sup>3)</sup>				333117 L <sup>6)</sup> 333116 R <sup>6)</sup>		
1800-16V  (AE115)	4.97- 9.01		334187 L <sup>3)</sup> 334186 R <sup>3)</sup>				333287 L 333286 R		

### Corolla ( = JT152..., JTB52...), ( = JT164..., JTB64... ) (4.97-9.01)

 1300-16V, 1600-16V (EE111, AE111) 1400-16V, 1600-16V (ZZE111, ZZE112) Exc. Rough Road Package	4.97-10.99 10.99-		333237 L <sup>1)</sup> 333236 R <sup>1)</sup>				334179 L <sup>5)</sup> 334178 R <sup>5)</sup>		
 ⊕ Rough Road Package  1300-16V, 1400-16V, 1600-16V	4.97- 9.01		334187 L <sup>3)</sup> 334186 R <sup>3)</sup>				333117 L <sup>6)</sup> 333116 R <sup>6)</sup>		
2000 Diesel   (CE110) 1800 Diesel   (WZE110)	4.97-10.99 1.00- 7.01		334177 L 334176 R				334179 L 334178 R		

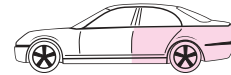
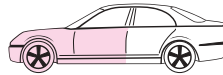


### Corolla (10.01-)

1.4 (ZZE120) 2.0TD (CDE120) Exc. Rough Road Package	10.01-		333359 L 333358 R				341816		
1.6  (ZZE121) Exc. Rough Road Package	10.01-		333359 L 333358 R				341816		
1.6  (ZZE121) Exc. Rough Road Package	10.01-		333359 L 333358 R				341322		

### Corolla (10.01-)

1.4 (ZZE120) 1.6 (ZZE121) 2.0TD (CDE120) Exc. Rough Road Package	10.01-		333359 L 333358 R				341816		
---	--------	--	----------------------	--	--	--	--------	--	--



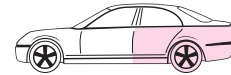
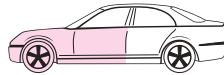
MODEL FAHRZEUG MODELE	YEAR JAHR ANNEE	FRONT/VORNE/AVANT				REAR/HINTEN/ARRIERE			
		PREMIUM Oil	EXCEL-G* Twin-tube Gas	GAS-A-JUST Mono-tube Gas		PREMIUM Oil	EXCEL-G* Twin-tube Gas	GAS-A-JUST Mono-tube Gas	
<b>Toyota (J)</b>									
<b>Corolla (J)   (9.02-)</b>									
1.4 (ZZE120) 1.6 (ZZE121) 2.0TD (CDE120)	9.02-		334818 L 334817 R			341816			
<b>Corolla (GB)  (No = SB164...) (4.97-11.01)</b>									
1300-16V, 1600-16V (EE111, AE111)	9.98- 1.99		334177 L <sup>7)</sup> 334176 R <sup>7)</sup>			334179 L 334178 R			
1300-16V, 1600-16V (EE111, AE111)	1.99- 7.99		333237 L <sup>8)</sup> 333236 R <sup>8)</sup>			334179 L 334178 R			 4,8
1300-16V, 1600-16V (EE111, AE111)	7.99-11.99		334177 L <sup>7)</sup> 334176 R <sup>7)</sup>			334179 L 334178 R			
1400-16V, 1600-16V (ZZE111, ZZE112)	11.99-11.01		334177 L 334176 R			334179 L 334178 R			
1800 Diesel (WZE110)	12.99-11.01		334177 L 334176 R			334179 L 334178 R			
<p>7) ↔ 8) </p>									
<b>Corolla (GB)  (1.02-)</b>									
1.4 (ZZE120) 1.6 (ZZE121) 2.0TD (CDE120)	1.02-		334818 L 334817 R			341816			
<b>Corolla (GB)  (11.01-)</b>									
1.4 (ZZE120) 1.6 (ZZE121) 1.8 (ZZE123) 2.0TD (CDE120) Exc. Rough Road Package	11.01-		334818 L 334817 R			341816			
<b>Corolla Verso  (9.01-)</b>									
1.6 (ZZE121) 1.8 (ZZE122) 2.0TD (CDE120)	9.01-		333359 L 333358 R			341816			
<b>Corona</b>									
 1500, 1600, 1700, 1900 (RT 40/50/60/70/90 series, RT 82 S/84 S/95 S)	64- 3.73	443071	343037	553057		443068	343059	553055	

Toyota

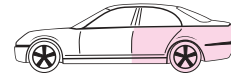
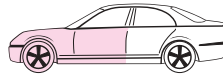
\*Excel-G is a new name of SUPER  
Excel-G ist der neue Name für SUPER  
Excel-G est le nom nouveau pour SUPER


























































MODEL FAHRZEUG MODELE	YEAR JAHR ANNEE	FRONT/VORNE/AVANT				REAR/HINTEN/ARRIERE			
		PREMIUM Oil	EXCEL-G* Twin-tube Gas	GAS-A-JUST Mono-tube Gas		PREMIUM Oil	EXCEL-G* Twin-tube Gas	GAS-A-JUST Mono-tube Gas	
<b>Toyota (J)</b>									
<b>Corona</b>									
1500, 1600 (PT 46 V/47 V, RT 46 V/47 V)	64- 1.70	443071	343037			443070	343060		
(RT 80/81/82/84) 1700	2.70- 7.73	443071	343037	553057		443068	343059	553055	
(RT 86 V/87 V/88 V) 1600, 1700	2.70- 7.73	443071	343037			443072			
1600, 1800, 2000 (RT 100/110/120, TT 100/1105/120 )	8.73- 78	443071	343037	553057		443073	343038	553028	
(RT 116) 1800	8.73- 78	443071	343037	553057		443100	343125	553058	
(RT 106 V/108 V, TT 106 V) 1600, 1800	8.73- 78	443071	343037	553057		443179	343214	553120	
1600, 1800, 2000 (TT 130/131, RT 131/133)	9.78-12.81	665021	365001			443102	343039	553041	
1800, 2000 (TT 131/132, RT 132/133)	9.78-12.81	665024	365005			443102	343039	553041	
(AT 140, ST 140) 1500, 1800	1.82-12.86	665021	365001			443102	343039	553041	
(CT 140) 1800 Diesel	1.82-12.86					443102	343039	553041	
(TT 142, RT 141) 1800, 2000	1.82-12.86	665024	365005				343042	553063	
(TT 137 V, RT 137 V) 1600, 1800	9.78-12.81	665021	365001			443103			
(TT 147 V, CT 147 V) 1600, 1800	1.82-12.86	665021	365001			443104	343040		
<b>Corona Mk II &amp; Cressida</b>									
(RT 60/70 series) 1600, 1700, 1900	9.68-12.71	443071	343037	553057		443070	343060	553060	
(RX 10/20, MX 10/20) 1800, 2000, 2300 SL,GSL, GSS	1.72-12.76	443071	343037	553057		443104	343040	553061	

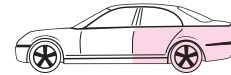
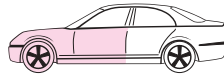


MODEL FAHRZEUG MODELE	YEAR JAHR ANNEE	FRONT/VORNE/AVANT				REAR/HINTEN/ARRIERE			
		PREMIUM Oil	EXCEL-G* Twin-tube Gas	GAS-A-JUST Mono-tube Gas		PREMIUM Oil	EXCEL-G* Twin-tube Gas	GAS-A-JUST Mono-tube Gas	
<b>Toyota (J)</b>									
<b>Corona Mk II &amp; Cressida</b>									
 (RX 16 V/17 V) 1800	2.71-12.76	443071	343037	553057		443179	343214	553120	
 (RX 26/27/28, MX 27) 1800, 2000	1.72-12.76	443071	343037	553057		443070	343060	553060	
  1800, 2000 (TX 40, MX 30/31/41, RX 30/31/40/41)	1.77- 8.80	665025	365016			443105	343041	553062	
  (MX 43) 2600	1.77- 9.80	665025	365016					553063	
 (RX 37 V, MX 35/45, TX 47) 1800, 2000	1.77-10.80	665025	365016			443068	343059		
  (RX 63, GX 61, MX 61) 2000 GT, LG Touring	9.80- 8.82	665037	365026▼ 365076					553063	
  (MX 61) 2000 GD, Turbo	10.81- 7.82	665038	365017					553063	
2000 GD Turbo (MX 61, GX 61) 2400 Turbo Diesel (LX 65)	8.82- 7.84 8.82- 7.84	665037	365026▼ 365076		 3,0			553063	
 (SX 60) 1800	8.82- 7.84	665037	365026▼ 365076		 3,0		343041	553062	
 (LX 60) 2200 D	9.80- 8.82	665038	365017			443105	343041	553062	
 (LX 60) 2200 D	8.82- 7.84	665037	365026▼ 365076		 3,0	443105	343041	553062	
  (TX/RX/GX/MX/LX 60) 1800, 2000	9.80- 8.82	665038	365017				343041	553062	
 (GX 60 G, LX 60) 2000, 2200	11.80- 8.82	665038	365017			443102	343039		
 (TX 67 V, LX 67 V) 1800, 2200 D	11.80- 8.82	665038	365017			443068	343059		
<b>Hi-Lux</b>									
 (2WD) RN 10/20 series	68- 8.78	443071	343037	553057		444026		553060	

Toyota

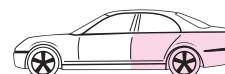
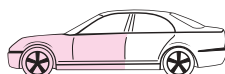
\*Excel-G is a new name of SUPER  
Excel-G ist der neue Name für SUPER  
Excel-G est le nom nouveau pour SUPER





MODEL FAHRZEUG MODELE	YEAR JAHR ANNEE	FRONT/VORNE/AVANT				REAR/HINTEN/ARRIERE			
		PREMIUM Oil	EXCEL-G* Twin-tube Gas	GAS-A-JUST Mono-tube Gas		PREMIUM Oil	EXCEL-G* Twin-tube Gas	GAS-A-JUST Mono-tube Gas	
<b>Toyota (J)</b>									
<b>Hi-Lux</b>									
 RN 30/35/40	9.78- 8.80	443108		553122	 0,8	444026		553060	 0,6
 RN 36/39	9.78-10.83	443106	343195	553110	 0,8	443107			 0,6
 LN 30/40/41	12.79- 3.84	443108		553122	 0,8	444026		553060	 0,6
 LN 36/46	10.81-10.83	443106	343195	553110	 0,8	443183	343245	553111	 0,6
 YN/LN 50 series	11.83- 8.88	443214	343198	553117	 0,8	443217	343199	553118	 0,6
 YN/LN 60 Exc. VAN	11.83- 8.88	443106	343195	553110	 0,8	443241	343300	553160	 0,6
 LN/YN 85 LN 85	8.88-10.91 8.91-	443214	343198	553117	 0,8	443217	343199	553118	 0,6
 LN/YN 85 	10.91-	443214	343198	553117	 0,8	443259	343252	553209	 0,6
 LN/YN 90	8.88-10.91	443214	343198	553117	 0,8	443258	343251	553189	 0,6
 LN 105, YN 106	8.88-	443106	343195	553110	 0,8	443257L,R	343253L,R	553190L,R	 0,6
 RN106 LN/YN/RN110 LN108	8.89- 8.88- 8.91-	444103	344202	554069	 0,8	443257 L 443254 R	343253 L 343246 R	553190 L 553191 R	 0,6
LN145 LN150	8.97-	443214	343198	553117		443297		553233	
LN145	8.97-	443214	343198	553117		443298		553234	
LN165, LN170 RZN168, RZN173	8.97-		344202	554069			343300 L 343299 R	553160 L 553235 R	
<b>Land Cruiser</b>									
FJ, BJ 40 series	3.69- 1.75	444024		554039	 0,6	444026			 0,5

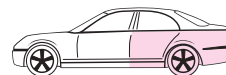
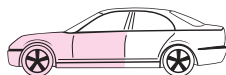
Toyota



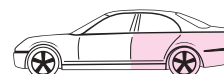
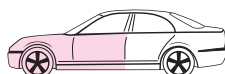
MODEL FAHRZEUG MODELE	YEAR JAHR ANNEE	FRONT/VORNE/AVANT			 ⊥ ○ 0,6	REAR/HINTEN/ARRIERE			 ⊥ ○ 0,6
		PREMIUM Oil	EXCEL-G* Twin-tube Gas	GAS-A-JUST Mono-tube Gas		PREMIUM Oil	EXCEL-G* Twin-tube Gas	GAS-A-JUST Mono-tube Gas	
<b>Toyota (J)</b>									
<b>Land Cruiser</b>									
FJ, BJ 40 series BJ 44V	1.75- 4.86 10.81-10.85	444024		554039	○ ○ 0,6	444012	344015	554041	○ ○ 0,5
FJ, BJ 50 series	3.69- 7.80	444027		554042	⊥ ○ 0,6	444026			○ ○ 0,5
BJ 60, HJ 60, FJ 60/62 WGV (Van Type)	8.80-10.85	444041	344217	554043	⊥ ○ 0,6	444012	344015	554041	○ ○ 0,5
HJ 60/61, FJ 60/62 WGG (G Type)	8.80-10.85	444078	344218	554044	⊥ ○ 0,6	444012	344015	554041	○ ○ 0,5
BJ 60, HJ 60/61, FJ 60/62 WGV (Van Type)	10.85-11.86	444041	344217	554043	⊥ ○ 0,6	444098 L 444097 R	344220 L 344219 R		○ ○ 0,5
BJ 60, HJ 60/61, FJ 60/62 WGV (Van Type)	11.86- 8.87	444078	344218	554044	⊥ ○ 0,6	444098 L 444097 R	344220 L 344219 R		○ ○ 0,5
HJ 60/61, FJ 62 WGG (G Type) Exc. ⊕ Tire 10 R 15-6	10.85- 8.87	444078	344218	554044	⊥ ○ 0,6	444098 L 444097 R	344220 L 344219 R		○ ○ 0,5
HJ 60/61, FJ 62 WGG (G Type) ⊕ Tire 10 R 15-6	10.85- 8.87	444078	344218	554044	⊥ ○ 0,6	444098 L,R	344220 L,R		○ ○ 0,5
FJ 62, HJ 60/61 Exc. ⊕ 7JJ x 15 wheel	8.87- 1.90		345008		⊥ ○ 0,6		345018		○ ○ 0,5
FJ 62 GX, GV ⊕ 7JJ x 15 wheel HJ 60/61 GX, GV ⊕ 7JJ x 15 wheel	8.87- 1.90		345008		⊥ ○ 0,6		345015		○ ○ 0,5
BJ 70/71/73 	11.84- 8.87	444114	344060	554055	⊥ ○ 0,8	444092	344216	554056	○ ○ 0,7
BJ 70/71/73 	8.87- 1.90	444106	344207	554079	⊥ ○ 0,8	444092	344216	554056	○ ○ 0,7
BJ 75 	11.84- 8.87	444114	344060	554055	⊥ ○ 0,8	444107	344061	554080	○ ○ 0,7
BJ 75 	8.87- 1.90	444106	344207	554079	⊥ ○ 0,8	444107	344061		○ ○ 0,7
RJ 70/73, LJ 70/73 	11.84- 8.87	444113	344213	554057	⊥ T 0,8	444116 L 444115 R	344215 L 344214 R	554059 L 554058 R	⊥ ○ ○ ○ 0,8

\*Excel-G is a new name of SUPER  
Excel-G ist der neue Name für SUPER  
Excel-G est le nom nouveau pour SUPER





MODEL FAHRZEUG MODELE	YEAR JAHR ANNEE	FRONT/VORNE/AVANT				REAR/HINTEN/ARRIERE			
		PREMIUM Oil	EXCEL-G* Twin-tube Gas	GAS-A-JUST Mono-tube Gas		PREMIUM Oil	EXCEL-G* Twin-tube Gas	GAS-A-JUST Mono-tube Gas	
<b>Toyota (J)</b>									
<b>Land Cruiser</b>									
RJ 70/73 LJ 70/73	8.87- 1.90	444113	344213	554057			345019 L 345018 R		
HZJ 70/73 PZJ 70/73	1.90- 1.90- 8.91	444110	344210	554081		444112	344212	554082	
PZJ 75 HZJ 75	1.90- 8.92 8.92-	444106	344207	554079		444107	344061	554080	
RJ 70/73, LJ 70/73/77 KZJ 70/73/77	1.90- 4.96 5.93- 4.96		344211	554076			345011	555005	
HDJ 80, HZJ 80, FJ 80 FZJ 80	1.90- 98 8.92- 98		345020				345010		
KZJ90 3.0 Diesel VZJ90 3.4	96-12.98		341232				344288		
KZJ90 3.0 Diesel VZJ90 3.4	1.99-		341232				344288		
KZJ95 3.0 Diesel VZJ95 3.4	96- 1.98		341232				344288		
KZJ95 3.0 Diesel VZJ95 3.4	2.98-		341232				344288		
DJ100 4.2 Diesel Turbo UZJ100 4.7	98-		345022				345023		
KZJ120, KZJ125 Exc.	9.02-		341340				344410		
<b>Lexus GS300 Exc.  TEMS (  )</b>									
3000-24V 	(JZS147)	3.93- 8.97	341264				341265		
3000-24V 	(JZS160)	8.97-	341266				341267		
<b>Lexus IS200</b>									
2000-24V 	(GXE10)	1.99-	341262				341263		

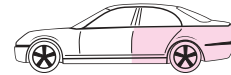
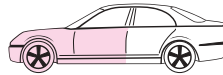


MODEL FAHRZEUG MODELE	YEAR JAHR ANNEE	FRONT/VORNE/AVANT				REAR/HINTEN/ARRIERE			
		PREMIUM Oil	EXCEL-G* Twin-tube Gas	GAS-A-JUST Mono-tube Gas		PREMIUM Oil	EXCEL-G* Twin-tube Gas	GAS-A-JUST Mono-tube Gas	
<b>Toyota (J)</b>									
<b>Lexus LS400 Exc.  TEMS </b>									
4000-32V 	(UCF10)	12.89-10.94		341159			341268		
4000-32V 	(UCF20)	10.94-		341159			341269		
<b>Lexus RX300</b>									
 (ACU/MCU/SXU10)		12.97- 2.03		334262 L 334261 R			334270 L 334269 R		
 (ACU/MCU/SXU15)		12.97- 2.03		334262 L 334261 R			334264 L 334263 R		
<b>MR 2</b>									
1.6	(AW 10, 11)	6.84- 8.86		363045			363046		
1.6	(AW 11)	9.86- 90		363045			365086		
2.0-16V Incl.	(SW20)	90- 00		365099			365100		
1.8	(W3)	00-		333321 L 333320 R			334311 L 334310 R		
<b>Paseo </b>									
1500 (EL54)		8.95-		333210 L 333209 R			341191	551064	
<b>Picnic</b>									
(SXM 10, CXM 10) 2.0i, 2.2 TD		9.96-		334173 L 334172 R			343282		
<b>Previa</b>									
(TCR10),  (TCR20) 		5.90- 00		334094 L 334093 R			344226		
(TCR11),  (TCR21) 		5.90- 00		334094 L 334093 R			344225		
(R30)		4.00-		334285 L 334284 R			344308		

\*Excel-G is a new name of SUPER  
Excel-G ist der neue Name für SUPER  
Excel-G est le nom nouveau pour SUPER







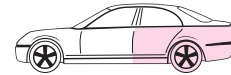
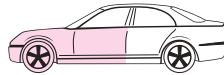
MODEL FAHRZEUG MODELE	YEAR JAHR ANNEE	FRONT/VORNE/AVANT			⌚	REAR/HINTEN/ARRIERE			⌚
		PREMIUM Oil	EXCEL-G* Twin-tube Gas	GAS-A-JUST Mono-tube Gas		PREMIUM Oil	EXCEL-G* Twin-tube Gas	GAS-A-JUST Mono-tube Gas	
<b>Toyota (J)</b>									
<b>Starlet</b>									
(KP60V, KP62V, KP61V) 1000, 1200, 1300	10.78-10.84	663029	363038		⌚	442009		552023	⊥ ○ 0,6
(EP70, EP71, NP/NR70) 1000, 1300, 1500 Diesel	10.84-12.89		363047		⌚		341048	551032	⊥ ⊕ 0,9
(EP80, EP81/82, NP80) 1000, 1300, 1500 Diesel	7.90- 4.94		333068 L 333067 R		⊕		341082	551050	⊥ ⊕ 1,0
(EP80, EP81/82, NP80) 1000, 1300, 1500 Diesel	5.94- 1.96		333068 L 333067 R		⊕		341191	551064	⊥ ⊕ 1,0
(EP91) 1300	1.96-		333210 L 333209 R		⊕		341191	551064	⊥ ⊕
<b>Tercel &amp; Corsa</b>									
(AL 11, 12) 1300, 1500	7.78- 4.82	633001			⊕	442010			⊥ ⊕ 0,5
(AL 20, 21) 1300, 1500	5.82- 8.84	663039	363030		⌚		332003 L 332002 R		⊕
(AL 25) 1500	8.82- 1.88		363037		⌚	443099	343036	553056	⊥ ○ 0,6
<b>Town Ace /Model F /Space Cruiser</b>									
Town Ace (KR 10 V, TR 11 G)	76- 7.78					443089			○ ○
Town Ace (RR 10/20)	8.78-11.79					443194	343153	553106	○ ○
Town Ace (RR 10/21)	11.79-10.82					443194	343153	553106	○ ○
(TR 11/15) 	10.76- 1.81					443089			○ ○
(TR 15) 	1.81-10.82					443089			○ ○
 1800 (YR 20) 2000 (YR 21) 2000 Diesel (CR 21)	11.82- 8.84 8.84- 8.85 5.83- 8.84		343190		⊥ ⊕		343193		⊥ ○

Toyota

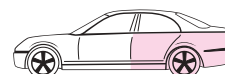
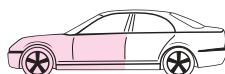
\*Excel-G is a new name of SUPER  
Excel-G ist der neue Name für SUPER  
Excel-G est le nom nouveau pour SUPER







MODEL FAHRZEUG MODELE	YEAR JAHR ANNEE	FRONT/VORNE/AVANT				REAR/HINTEN/ARRIERE			
		PREMIUM Oil	EXCEL-G* Twin-tube Gas	GAS-A-JUST Mono-tube Gas		PREMIUM Oil	EXCEL-G* Twin-tube Gas	GAS-A-JUST Mono-tube Gas	
<b>Toyota (J)</b>									
<b>Town Ace /Model F /Space Cruiser</b>									
2000 (YR 21) 2200 (YR 22)	8.85- 90 8.86- 90		343190				343192		
4WD (YR 31) 2200	8.86- 90		343277				343278		
<b>Yaris</b>									
1.0  (SCP10) 1.3  (NCP10) 1.4TD  (NLP10)	3.99- 5.02 3.99- 5.02 10.01- 5.02		333258 ▼ 333368 <u>323044</u>				343295 <u>353015</u>		
1.0  (SCP10) 1.3  (NCP10) 1.4TD  (NLP10)	5.02- 5.02- 5.02-		333368 <u>323058</u>				343804 <u>353015</u>		
1.5  (NCP13)	1.01- 5.02		333368 <u>323058</u>				343805 <u>353024</u>		
1.5  (NCP13)	5.02-		333368 <u>323058</u>				343805 <u>353024</u>		
<b>Yaris Verso</b>									
1.3  (NCP20, NCP22) 1.5  (NCP21) 1.4TD  (NLP20, NLP22) = Drum brake, Trommelbremse, Frein à tambour	8.99-		333278						
1.3  (NCP20, NCP22) 1.5  (NCP21) 1.4TD  (NLP20, NLP22) = Disk brake, Scheibenbremse, Frein à disque	8.99-		333278				343317 ▼ 343806		
<b>Toyota Commercial (J)</b>									
<b>Dyna 100</b>									
1800 (YH 81) 2400 Diesel (LH 80)	8.85- 5.95	444085	344058	554052			344099		
2400 Diesel (LY 100)	5.95-	444085	344058	554052			344099		
<b>Dyna 150</b>									
 1800 (YY 51/60) 2000 (YY 52/61) 2400 Diesel (LY 60)	8.85- 8.87 8.85- 8.87 8.85- 8.87	443260	343254			443262	343260		

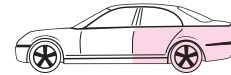
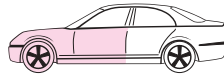


MODEL FAHRZEUG MODELE	YEAR JAHR ANNEE	FRONT/VORNE/AVANT				REAR/HINTEN/ARRIERE			
		PREMIUM Oil	EXCEL-G* Twin-tube Gas	GAS-A-JUST Mono-tube Gas		PREMIUM Oil	EXCEL-G* Twin-tube Gas	GAS-A-JUST Mono-tube Gas	
<b>Toyota Commercial (J)</b>									
<b>Dyna 150</b>									
2000 (YY 61R), 2400 Diesel (LY 60R)	8.85- 8.87	443260	343254			443194	343153		
2000 (YY 61L), 2400 Diesel (LY 60L)	8.85- 8.87	443260	343254			443285		553193	
2800 Diesel (LY 61)	8.88- 5.95	443260	343254			443262	343260		
2000 (YY 61), 2400 Diesel (LY 60) 2800 Diesel (LY 61)	8.87- 8.88 8.88- 5.95	443280		553203		443285		553193	
2000 (YY 211), 2800 Diesel (LY 211)	5.95-	443260	343254			443262	343260		
2000 (YY 211R), 2800 Diesel (LY 211R)	5.95-	443260	343254			443194	343153		
2800 Diesel (LY 211L)	5.95-	443280		553203		443285		553193	
<b>Hi-Ace</b>									
(PH, RA, RH, LH series)	9.67-12.82	444022		554046		444023	344102	553084	
(YH 50/61/71, LH 50/60/70)	12.82- 1.84	444085	344058	554052		444084	344065		
(YH 51, LH 50/51)	12.82- 8.85	444085	344058	554052		444087			
LONG  (YH 61, LH 60)	12.82- 1.84	444085	344058	554052		444086			
LONG  (YH 61, LH 60 series)	12.82- 1.84	444085	344058	554052		444023	344102	553084	
1600 (RH11), 2200 Diesel (LH11)	11.82- 7.85	444022		554046		444023	344102	553084	
(Commuter) 1800 (YH 50), 2400 Diesel (LH 51)	1.84- 8.85	444085	344058	554052			344059	554053	
2000 Commuter (YH 61B) 2400 Diesel Van (LH 51V)	8.86- 8.88 9.85- 8.89	444085	344058	554052			344059	554053	

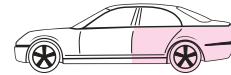
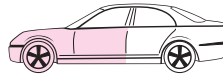
Toyota

\*Excel-G is a new name of SUPER  
Excel-G ist der neue Name für SUPER  
Excel-G est le nom nouveau pour SUPER



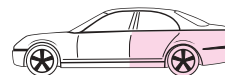
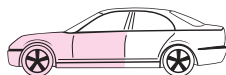


MODEL FAHRZEUG MODELE	YEAR JAHR ANNEE	FRONT/VORNE/AVANT				REAR/HINTEN/ARRIERE			
		PREMIUM Oil	EXCEL-G* Twin-tube Gas	GAS-A-JUST Mono-tube Gas		PREMIUM Oil	EXCEL-G* Twin-tube Gas	GAS-A-JUST Mono-tube Gas	
<b>Toyota Commercial (J)</b>									
<b>Hi-Ace</b>									
 2000 (YH 51V, YH 61V) 2400 Diesel (LH 61V) Exc. Fixed 9 seats (#H 51/61LV-QRJHW)	6.85- 8.89	444085	344058	554052			344059	554053	
 2000 (YH 51/61LV-QRJHW) 2400 Diesel (LH 61LV-QRJHW) ⊕ Fixed 9 seats	6.85- 8.89	444085	344058	554052			344206		
 2000 (YH 56V), 2200 (YH 66V) 2400 Diesel (LH 56V, LH 66V)	8.86- 8.89	444093	344201				344100		
 2000 (RZH 102/112) 2400 (RZH 103/113) 2400 Diesel (LH 102/112)	8.89- 8.95	444104	344203			444123	344100		
(Commuter) (RZH 115) 2400	8.89- 5.92	444104	344203			444123	344100		
 2400 (RZH 109/119) 2400 Diesel (LH 108/118)	8.89- 5.92	444093	344201			444105	344204		
 2400 (RCH 12/22) 2700 (RCH 13/23) 2400 Diesel/Diesel Turbo (LXH 12/22)	8.95- 4.98 4.98- 7.99 8.96- 7.99		344203				344259		
 2400 (RCH 18/28) 2700 (RCH 19/29) 2400 Diesel/Diesel Turbo (LXH 18/28)	8.96- 4.98 4.98- 7.99 8.96- 7.99		344201				344260		
 KLH 12/22 LXH 12/22 RCH 12/13/22/23	7.99-		344203				344260		
 KLH 18/28 LXH 19/29 RCH 19/22	7.99-		344201				344260		
<b>Life Ace</b>									
 (KM 20, CM 20)	10.79- 9.85	443181	343154			443149	343213	553116	
 (KM 20, CM 20)	10.79- 9.85	443181	343154			443150			
 1500 (KM 30) 2000 Diesel (CM 30)  1500 (KM 31)	10.85- 1.92 8.88- 1.92 10.85- 8.86		343190				343267		



MODEL FAHRZEUG MODELE	YEAR JAHR ANNEE	FRONT/VORNE/AVANT				REAR/HINTEN/ARRIERE			
		PREMIUM Oil	EXCEL-G* Twin-tube Gas	GAS-A-JUST Mono-tube Gas		PREMIUM Oil	EXCEL-G* Twin-tube Gas	GAS-A-JUST Mono-tube Gas	
<b>Toyota Commercial (J)</b>									
<b>Life Ace</b>									
 1500 (KM 36) 1800 Diesel (CM 35) 2000 Diesel (CM 36)	10.85- 1.92 10.85- 8.88 8.88- 1.92		343190				343196		
					0,8				0,5
 1500 (KR 21) 2200 (YR 22), 2000 Diesel (CR 21)	1.92- 5.94 1.92- 1.95		344255	554087			343192		
 1500 (KR 27) 2200 (YR 29), 2000 Diesel (CR 27)	1.92- 5.94 1.92- 1.95		344255	554087			344102	553084	
(KM 67)	92-		344255	554087			344102	553084	
			O.E. = 48500 - 29585				O.E. = 48531 - 80129		
<b>Truck</b>									
Stout (RK 45/45 V/45 P/45 B, RK 100)	60- 66					444026		553060	
Stout, Stout Van (RK 40/40 V/43)	63- 68	443071	343037	553057		444026		553060	
Stout (RK 101)	67-			553061					
Stout (RK 110/111)	3.79-	443182				444023	344102		
Coaster (RU 19, BU 19)	2.72- 7.77	444024				444025		553058	
Coaster (RB 11/12/13, BB 10/11)	8.77- 4.82	444040	344114			444025		553058	
Dyna (RU/BU/JU 10) Dyna (RU/JU 15)	5.70- 7.77 5.70- 1.72	444024				444025		553058	
Dyna (RU 15, BU 15/20/30) Exc. low floor	2.72- 7.77	444024				444023	344102		
Dyna (BU 20/30) Exc. low floor	77-11.84	444028	344062			444023	344102		
Dyna low floor (BU 20/30)	77-11.84	444028	344062			444025		553058	
Dyna (BU 35/36) Dyna (HU 50)	8.80- 8.84 4.82- 8.84	444028	344062			444023	344102		

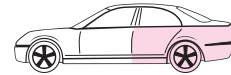
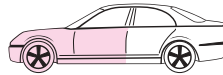
\*Excel-G is a new name of SUPER  
Excel-G ist der neue Name für SUPER  
Excel-G est le nom nouveau pour SUPER



MODEL FAHRZEUG MODELE	YEAR JAHR ANNEE	FRONT/VORNE/AVANT				REAR/HINTEN/ARRIERE									
		PREMIUM Oil	EXCEL-G* Twin-tube Gas	GAS-A-JUST Mono-tube Gas		PREMIUM Oil	EXCEL-G* Twin-tube Gas	GAS-A-JUST Mono-tube Gas							
<b>Toyota Commercial (J)</b>															
<b>Truck</b>															
Dyna (YU 60/70, BU 60/62)	9.84-	444083		553204		444084	344065								
Dyna 250 (BU 84)	86-	443260 O.E.=48511-29126	343254			443262 O.E.=48531-80060	343260								
<b>Vauxhall (GB)</b>															
<b>Agila</b>															
 1.0, 1.2 Incl.  ABS	(H00) 4.00-		333307 L 333306 R				343331								
<b>Astra</b>															
 	2.80- 8.84	665036	365025▼ 365501 375009 			443134	343047	553075 243014							
 	2.80- 8.84	665036	365025▼ 365501 375009 			443135	343099	553137							
  Exc. GTE	9.84- 91	665036	365025▼ 365501 375009   			443134	343047	553075 243014							
 	9.84- 91	665036	365025▼ 365501 375009   			443135	343099	553137							
 1.8 GTE	9.84- 91		365025▼ 365501 375009  				343047	553075 243014							
  Exc. 1.8 i/2.0i SRI, GSi	8.91- 98	665066▼ 665501	365078▼ 365504 375034  			443134	343047	553075 243014							
1) <table border="1"> <tr> <th>Model</th> <th>KYB</th> </tr> <tr> <td>1.2 / 1.3 / 1.4 / 1.6 </td> <td>SM1300</td> </tr> <tr> <td>1.6  / 1.8 / 2.0 / Diesel</td> <td>SM1307</td> </tr> </table>										Model	KYB	1.2 / 1.3 / 1.4 / 1.6	SM1300	1.6  / 1.8 / 2.0 / Diesel	SM1307
Model	KYB														
1.2 / 1.3 / 1.4 / 1.6	SM1300														
1.6  / 1.8 / 2.0 / Diesel	SM1307														

Vauxhall



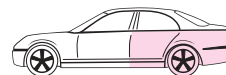
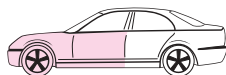


MODEL FAHRZEUG MODELE	YEAR JAHR ANNEE	FRONT/VORNE/AVANT			⌚	REAR/HINTEN/ARRIERE			⌚
		PREMIUM Oil	EXCEL-G* Twin-tube Gas	GAS-A-JUST Mono-tube Gas		PREMIUM Oil	EXCEL-G* Twin-tube Gas	GAS-A-JUST Mono-tube Gas	
<b>Vauxhall (GB)</b>									
<b>Astra</b>									
1.8 i/2.0i SRI, GSi 	8.91- 98		365078▼ 365504  375034 		⌚ 2,1		343047	553075  243014	⊥ ⊕ 0,6
	8.91- 98	665066▼ 665501	365078▼ 365504  375034 		⌚ 2,1	443135	343099 Exc.	553137	⊕ ⊖ 0,6
Exc. Sport sus.	98- 03		334949 L 334948 R  375034 		⊕		343306	553240	⊕ ⊕
⊕ Sport sus.	98- 03		334608 L 334607 R  375034 		⊕		343306	553240	⊕ ⊕
Exc. Sport sus.	98- 03		334949 L 334948 R  375034 		⊕		343307	553241	⊕ ⊕
⊕ Sport sus.	98- 03		334608 L 334607 R  375034 		⊕		343307	553241	⊕ ⊕
(T98) 1.8-16V, 2.0-16V	9.00-		334949 L 334948 R  375034 		⊕		343306	553240	⊕ ⊕
(T98) 1.6-16V, 1.8-16V	9.00-		334949 L 334948 R  375034 		⊕		343306	553240	⊕ ⊕
(T98) 2.2-16V	9.00-		334608 L 334607 R  375034 		⊕		343306	553240	⊕ ⊕
<b>Belmont</b>									
	86- 91	665036	365025▼ 365501  375009 		⌚	443134	343047	553075  243014	⊥ ⊕
<b>Calibra</b>									
2.0 i (2WD), (4WD) Exc. 16V, 16V-Turbo	90- 98	665063	365071▼ 365503  375032 		⌚ 2,2	443261	343259  353011	553182	⊥ ⊕ 0,7

Vauxhall

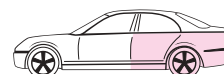
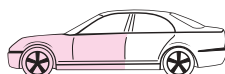
\*Excel-G is a new name of SUPER  
Excel-G ist der neue Name für SUPER  
Excel-G est le nom nouveau pour SUPER





MODEL FAHRZEUG MODELE	YEAR JAHR ANNEE	FRONT/VORNE/AVANT				REAR/HINTEN/ARRIERE			
		PREMIUM Oil	EXCEL-G* Twin-tube Gas	GAS-A-JUST Mono-tube Gas		PREMIUM Oil	EXCEL-G* Twin-tube Gas	GAS-A-JUST Mono-tube Gas	
<b>Vauxhall (GB)</b>									
<b>Calibra</b>									
2.0 i-16V  , 2.0 i-16V Turbo	90- 98		365071 ▼ 365503  375032		 2,2	343259  353011	553182		 0,7
<b>Campo/Brava </b>									
 (TFR Series)	92-	443190		553119	 0,7	443295		553230	 0,7
 (TFS Series)	92-	443216		553171	 0,7	443295		553230	 0,7
<b>Carlton, Viceroy, Omega Exc. </b>									
Carlton Viceroy Carlton	10.78- 2.82 10.80- 2.82 83- 86	665035	365007		 2,3	443027	343006	554011	 0,7
Carlton Diesel	83- 86	665056			 2,3	443027	343006	554011	 0,7
Carlton 	10.78- 82 83- 8.86	665035	365007		 2,3	443031	343007	554013	 0,7
Carlton 1.8, 2.0, 2.4 i, 2.3 D, 2.3 TD	9.86- 94	634022 L 634021 R	334100 L 334099 R		 2,8	443234	343216 Exc.	553162	 0,6
Carlton 2.6i, 3.0i, 3000	9.86- 94		334100 L 334099 R		 2,8		343216 Exc.	553162	 0,6
Carlton 2.0, 2.3 D, 2.3 TD, 2.4 i	9.86- 94	634022 L 634021 R	334100 L 334099 R		 2,8	444095	344256 Exc.	554088	 0,6
Carlton 3.0 i	9.86- 94		334100 L 334099 R		 2,8		344256 Exc.	554088	 0,6
  Exc.  , 2.5i, 3.0i	94-		334903		 2,7		343216 Exc.	553162	 0,6
 2.5i, 3.0i Exc.	94-		334903		 2,7		343216 Exc.	553162	 0,6
  Exc.  , 2.5i, 3.0i	94-		334903		 2,7		344256 Exc.	554088	 0,6

Vauxhall



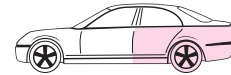
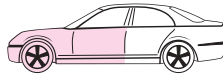
MODEL FAHRZEUG MODELE	YEAR JAHR ANNEE	FRONT/VORNE/AVANT				REAR/HINTEN/ARRIERE			
		PREMIUM Oil	EXCEL-G* Twin-tube Gas	GAS-A-JUST Mono-tube Gas		PREMIUM Oil	EXCEL-G* Twin-tube Gas	GAS-A-JUST Mono-tube Gas	
<b>Vauxhall (GB)</b>									
<b>Carlton, Viceroy, Omega Exc. </b>									
2.5i, 3.0i Exc.	94-		334903 				344256	554088	
					2,7		Exc.		0,6
<b>Cavalier, Vectra</b>									
 	8.75- 6.81	443026	343048	553009 		443027	343006	554011	
					0,6				0,7
 	8.81- 8.84	665042	365030 			443230	343150	551033	
					2,1				0,6
 1003027 → 5000001 → 6000001 →	9.84- 88	665057	365054 			443230	343150	551033	
					2,1				0,6
	8.81- 8.84	665042	365030 			444141			
					2,1				
 1003027 → 5000001 → 6000001 →	9.84- 88	665057	365054 			444141			
					2,1				
  Exc. 2000-16 V, 2.5-V6	9.88- 95	665063	365071 ▼ 365503 			443134	343047	553075	
					2,1		Exc.		0,6
2000-16 V  (  =20XE, C 20XE) → NV199999 → N1999999 → N5999999	9.88- 92	665063	365071 ▼ 365503 			443234	343216	553162	
					2,1		Exc.		0,6
2000-16 V  (  =20XE, C 20XE) P1000001 → P5000001 → P7000001 →	93- 95	665063	365071 ▼ 365503 			443134	343047	553075	
					2,1		Exc.		0,6
 2.5i -V6	93- 95		365071 ▼ 365503 				343047	553075	
					2,1		Exc.		0,6
 1.8, 2.0i, 2.0i-16V, 2000-16V, 2.0i-16V Turbo	9.88- 95	665063	365071 ▼ 365503 			443234	343216	553162	
					2,1		Exc.		0,6

Vauxhall

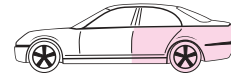
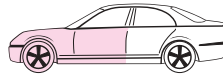
\*Excel-G is a new name of SUPER  
Excel-G ist der neue Name für SUPER  
Excel-G est le nom nouveau pour SUPER







MODEL FAHRZEUG MODELE	YEAR JAHR ANNEE	FRONT/VORNE/AVANT				REAR/HINTEN/ARRIERE			
		PREMIUM Oil	EXCEL-G* Twin-tube Gas	GAS-A-JUST Mono-tube Gas		PREMIUM Oil	EXCEL-G* Twin-tube Gas	GAS-A-JUST Mono-tube Gas	
<b>Vauxhall (GB)</b>									
<b>Chevette</b>									
	6.76- 84	443026	343048	553009 244029	 0,5	443027	343006	554011 244030	 0,6
	10.75- 84	443026	343048	553009	 0,5	443025	343081	553010	 0,6
<b>Corso C</b>									
1.0, 1.2, 1.7DI Exc.	9.00-		333946 L 333945 R				343350		
1.4, 1.8, 1.7DTI Exc.	9.00-		333946 L 333945 R				343351		
<b>Corso Combo </b>									
	94-	633831	333831	 SM1302 ▼ SM2302	 1,3	443233	343227		
<b>Firenza, Magnum, VX, Victor, Viva</b>									
 Viva HB	7.67- 70	443121				443043			
 Viva HC	8.70- 6.79								
Firenza 1250, 1750, 2300	5.71- 6.75								
Magnum 1.8, 2.3	9.73- 3.77								
<b>Frontera</b>									
 (52SU, 53MW, 5JMW) Incl. Sport	10.91- 9.95	444120	344227		 0,7	444122	344228		 0,4
 (54/55/5B/5K SU,54/55/5B/5K MW) Incl. Sport	9.95-10.98		344227				344229		
 Incl. Sport	10.98-		344298				344299		
<b>Monterey</b>									
 (UBS)	92- 3.95		344279				344229		
 (UBS)	4.95- 97		344279				344229		

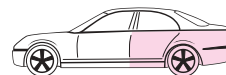
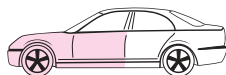


MODEL FAHRZEUG MODELE	YEAR JAHR ANNEE	FRONT/VORNE/AVANT			⌚	REAR/HINTEN/ARRIERE			⌚
		PREMIUM Oil	EXCEL-G* Twin-tube Gas	GAS-A-JUST Mono-tube Gas		PREMIUM Oil	EXCEL-G* Twin-tube Gas	GAS-A-JUST Mono-tube Gas	
<b>Vauxhall (GB)</b>									
<b>Nova, Corsa</b> 🚗, 🚗									
Nova Exc. GTE, GSi	83- 2.93	633831	333831 <u>323034</u> 		⊕ 1,3	443225	343265 <u>353012</u>	553155	⊥ ⊕ 0,6
Nova GTE, GSi	83- 2.93		333831 <u>323034</u> 		⊕ 1,3		343265 <u>353012</u>	553155	⊥ ⊕ 0,6
Corsa Exc. GSi, Sport	3.93-	633831	333831 <u>323034</u> 		⊕ 1,3	443225	343265 <u>353012</u>	553155	⊥ ⊕ 0,6
Corsa GSi, Sport	3.93-		333831 <u>323034</u> 		⊕ 1,3		343265 <u>353012</u>	553155	⊥ ⊕ 0,6
<b>Royale, Senator Exc.</b> 🚗									
 	10.78- 2.82 78- 8.87	665056			⊥ 2,3		343044	554029	⊥ ⊕ 0,7
 2.3 TD, 2.6	9.87- 95	634022 L 634021 R	334100 L 334099 R 		⊕ 2,8	443234	343216 Exc.	553162	⊥ ⊕ 0,6
 2.5	9.87- 95	634022 L 634021 R	334100 L 334099 R 		⊕ 2,8	443234	343216 Exc.	553162	⊥ ⊕ 0,6
 3.0i, 3.0i-24 V	9.87- 95		334100 L 334099 R 		⊕ 2,8		343216 Exc.	553162	⊥ ⊕ 0,6
<b>Tigra</b>									
	94-		333831 <u>323034</u> 		⊕		343265 <u>353012</u>	553155	⊥ ⊕

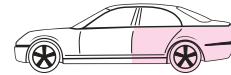
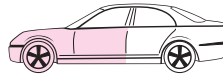
Vauxhall

\*Excel-G is a new name of SUPER  
Excel-G ist der neue Name für SUPER  
Excel-G est le nom nouveau pour SUPER





MODEL FAHRZEUG MODELE	YEAR JAHR ANNEE	FRONT/VORNE/AVANT				REAR/HINTEN/ARRIERE			
		PREMIUM Oil	EXCEL-G* Twin-tube Gas	GAS-A-JUST Mono-tube Gas		PREMIUM Oil	EXCEL-G* Twin-tube Gas	GAS-A-JUST Mono-tube Gas	
<b>Vauxhall (GB)</b>									
<b>Vectra B</b>									
1.6i, 1.8i, 1.7 TD, 2.0i, 2.0 Di Incl. 16V Exc. Sport sus.	9.95- 3.02		333913 L▼ 333912 R▼  333716 L 333715 R			341907 <sup>1)</sup>  Exc.			
					1,5				⊥ 1,8
2.5i-V6 Exc. Sport sus.	9.95- 3.02		334601 L 334600 R			341907 <sup>1)</sup>  Exc.			⊥ 1,8
Sport sus.	9.95- 3.02		334610 L 334609 R			341907 <sup>1)</sup>  Exc.			⊥ 1,8
					1,5				
<b>Vectra C</b>									
1.6-16V, 1.8-16V 2.0 DTI-16V, 2.2-16V Exc. Sport sus.	4.02-		◇ 334617 L 334616 R ◇					553307	⊥ ⊥
2.2 DTI Exc. Sport sus.	4.02-		◇ 334619 L 334618 R ◇					553307	⊥ ⊥
<b>Zafira</b>									
1.6-16V, 1.8-16V, 2.0Di	99-		334603 L 334602 R			343308		553242	⊥ ⊥
1)									
<b>Volkswagen (D)</b>									
<b>Bora</b>									
(1J) 1.4, 1.6 Exc. Sport sus.	9.97-	633208▼ 633713	333713  324016			343280▼ 343348		553206  243037	⊥ ⊥
(1J) 1.8, 1.8 Turbo, 2.0, 2.3, 1.9 SDI, 1.9 TDI Exc. Sport sus.	9.97-	634099▼ 634812	334812  324016			343280▼ 343348		553206  243037	⊥ ⊥
(1J) Bora Sport sus.	9.97-		334812  324016					553206  243037	⊥ ⊥

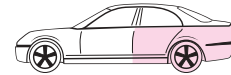
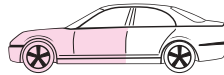


MODEL FAHRZEUG MODELE	YEAR JAHR ANNEE	FRONT/VORNE/AVANT			⚙️ ⌚	REAR/HINTEN/ARRIERE			⚙️ ⌚
		PREMIUM Oil	EXCEL-G* Twin-tube Gas	GAS-A-JUST Mono-tube Gas		PREMIUM Oil	EXCEL-G* Twin-tube Gas	GAS-A-JUST Mono-tube Gas	
<b>Volkswagen (D)</b>									
<b>Bora</b> 🚗									
(2WD) Bora Ⓡ Ⓢ Ⓜ Ⓜ Ⓜ Ⓜ Ⓜ Ⓜ Exc. 2.8-V6	(1J)	9.97-	634099▼ 634812	334812		⊕			⊖
				915415	Ⓢ SM1708		915400		
(4WD) Bora 1.8, 2.3, 1.9 TDI Exc. Sport sus., Ⓢ, 2.8-V6	(1J)	9.97- 5.99	634099▼ 634812	334812 324016		⊕	343310	553243	⊖
				915415	Ⓢ SM1708			243038	
(4WD) Bora Ⓡ Sport sus., Ⓜ Exc. 2.8-V6	(1J)	9.97- 5.99		334812 324016		⊕	343310	553243	⊖
					Ⓢ SM1708			243038	
(4WD) Bora Ⓡ Ⓢ Ⓜ Ⓜ Ⓜ Ⓜ Ⓜ Ⓜ Exc. 2.8-V6	(1J)	9.97- 5.99	634099▼ 634812	334812		⊕	344301		⊖
					Ⓢ SM1708				
<b>Bora Variant</b> 🚐									
(2WD) Bora 1.4, 1.6 Exc. Sport sus., Ⓢ	(1J)	99-	633208▼ 633713	333713		⊕	343298	553232	⊖
				915415	Ⓢ SM1708		915400		
(2WD) Bora 2.0, 2.3, 1.9 SDI, 1.9 TDI Exc. Sport sus., Ⓢ	(1J)	99-	634099▼ 634812	334812		⊕	343298	553232	⊖
				915415	Ⓢ SM1708		915400		
(2WD) Bora Ⓡ Sport sus., Ⓜ	(1J)	99-		334812 324016		⊕		553206	⊖
				915415	Ⓢ SM1708		915400	243037	
(2WD) Bora Ⓡ Ⓢ Ⓜ Ⓜ Ⓜ Ⓜ Ⓜ Ⓜ Exc. 2.8-V6	(1J)	99-	634099▼ 634812	334812		⊕			⊖
				915415	Ⓢ SM1708		915400		
(4WD) Bora 2.3, 1.9 TDI Exc. Sport sus., Ⓢ, 2.8-V6	(1J)	99-				⊕	343310	553243	⊖
(4WD) Bora Ⓡ Sport sus., Ⓜ Exc. 2.8-V6	(1J)	99-				⊕	343310	553243	⊖
(4WD) Bora Ⓡ Ⓢ Ⓜ Ⓜ Ⓜ Ⓜ Ⓜ Ⓜ Exc. 2.8-V6	(1J)	99-				⊕	344301		⊖

Volkswagen

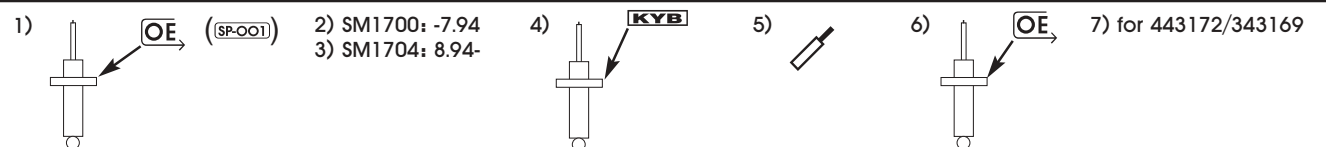
\*Excel-G is a new name of SUPER  
 Excel-G ist der neue Name für SUPER  
 Excel-G est le nom nouveau pour SUPER



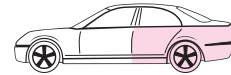
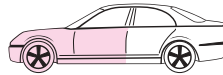


MODEL FAHRZEUG MODELE	YEAR JAHR ANNEE	FRONT/VORNE/AVANT				REAR/HINTEN/ARRIERE				
		PREMIUM Oil	EXCEL-G* Twin-tube Gas	GAS-A-JUST Mono-tube Gas		PREMIUM Oil	EXCEL-G* Twin-tube Gas	GAS-A-JUST Mono-tube Gas		
<b>Volkswagen (D)</b>										
<b>Corrado</b>										
1.8-16V (531) 2.0-16V 1.8 G 60	4.89- 7.92 8.91-12.95 9.88- 9.93	634950▼ 634810	334950▼ 334810 <u>324025</u>				343258 <sup>1)</sup> (SP-001) 353013 <sup>1)</sup> (SP-001)			⊥ ⊕ 0,9
			915401  SM1700 <sup>2)</sup> SM1704 <sup>3)</sup>				915405			
VR 6 (531)	8.91-12.95	634950▼ 634810	334950▼ 334810 <u>324025</u>				343191 <sup>1)</sup> (SP-001) 353013 <sup>1)</sup> (SP-001)			⊥ ⊕ 0,9
			SM1704				915405			
<b>Golf I, Jetta I   Exc. </b>										
Golf  ALL Jetta  ALL Exc. GTI, Turbo Diesel	73- 8.83 8.78- 2.84	663009 (RN-001)	363001 (RN-001) <u>373012</u> (RN-001)			441018 <sup>4)</sup> 443172 <sup>6)</sup>	341007 <sup>4)</sup> 343169 <sup>6)</sup> <u>351007<sup>4)</sup></u>	551014 <sup>4)</sup>		⊥ ⊕ 0,5
			915402  SM1706				915700 <sup>7)</sup>			
Golf GTI, Turbo-Diesel Jetta GTI, Turbo-Diesel	9.76-12.83 9.76- 2.84		363001 (RN-001) <u>373012</u> (RN-001)				341007 <sup>4)</sup> 343169 <sup>6)</sup> <u>351007<sup>4)</sup></u>	551014 <sup>4)</sup>		⊥ ⊕ 0,5
			915402  SM1706				915700 <sup>7)</sup>			
<b>Golf II, Jetta II   Exc. </b>										
<sup>2WD</sup> Golf  ALL Jetta  ALL → 1 G LW 320000 Exc. GTI, GTI 16 V, G 60	8.83-12.89 3.84-12.89	664014 <sup>5)</sup> (RN-001)	364014 <sup>5)</sup> (RN-001) <u>374006<sup>5)</sup></u> (RN-001)			443800 <sup>1)</sup> (SP-001)	343191 <sup>1)</sup> (SP-001) <u>353013<sup>1)</sup></u> (SP-001)			⊥ ⊕ 0,5
			915401  SM1701				915405			
		633712	333712 <u>324025</u>							
			915401  SM1701							
<sup>2WD</sup> Golf /Jetta  ALL 1 G LW 320001 → Exc. GTI, GTI 16V,G60	1.90- 92	633950▼ 633712	333950▼ 333712 <u>324025</u>			443800 <sup>1)</sup> (SP-001)	343191 <sup>1)</sup> (SP-001) <u>353013<sup>1)</sup></u> (SP-001)			⊥ ⊕ 0,5
			915401  SM1701				915405			

Volkswagen



\*Excel-G is a new name of SUPER  
Excel-G ist der neue Name für SUPER  
Excel-G est le nom nouveau pour SUPER

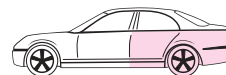
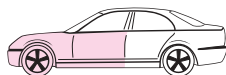


MODEL FAHRZEUG MODELE	YEAR JAHR ANNEE	FRONT/VORNE/AVANT			REAR/HINTEN/ARRIERE		
		PREMIUM Oil	EXCEL-G* Twin-tube Gas	GAS-A-JUST Mono-tube Gas	PREMIUM Oil	EXCEL-G* Twin-tube Gas	GAS-A-JUST Mono-tube Gas
<b>Volkswagen (D)</b>							
<b>Golf II , Jetta II   Exc. </b>							
(2WD) Golf GTI Exc. 16V, G 60 Jetta GTi, GT 16V	1.84-12.89 3.84-12.89		364014 <sup>1)</sup> (RN-001) 374006 <sup>1)</sup> (RN-001) 915401  SM1701 633950 ▼ 333950 ▼ 633712 333712 324025 915401  SM1701			343191 <sup>2)</sup> (SP-001) 353013 <sup>2)</sup> (SP-001) 915405	 0,5
(2WD) Golf GTI Exc. 16V, G60 Jetta GTi, GT 16V	1.90- 92 1.90- 92	633950 ▼ 633712	333950 ▼ 333712 324025 915401  SM1701		+	343191 <sup>2)</sup> (SP-001) 353013 <sup>2)</sup> (SP-001) 915405	 0,5
(2WD) Golf GTI 16V	2.86-12.89		364014 <sup>1)</sup> 374006 <sup>1)</sup> (RN-001) 915401  SM1701 633950 ▼ 333950 ▼ 633712 333712 324025 915401  SM1701			443235 <sup>2)</sup> (SP-001) 343258 <sup>2)</sup> (SP-001) 353013 <sup>2)</sup> (SP-001) 915405	 0,5
(2WD) Golf GTI 16V	1.90- 92	633950 ▼ 633712	333950 ▼ 333712 324025 915401  SM1701		+	443235 <sup>2)</sup> (SP-001) 343258 <sup>2)</sup> (SP-001) 353013 <sup>2)</sup> (SP-001) 915405	 0,5
(2WD) Golf 1.8 GTi G60	10.89- 7.91	634950 ▼ 634810	334950 ▼ 334810 324025 915401  SM1700		+	443235 <sup>2)</sup> (SP-001) 343258 <sup>2)</sup> (SP-001) 353013 <sup>2)</sup> (SP-001) 915405	 0,5
1)  2)   (SP-001)							

Volkswagen

\*Excel-G is a new name of SUPER  
Excel-G ist der neue Name für SUPER  
Excel-G est le nom nouveau pour SUPER



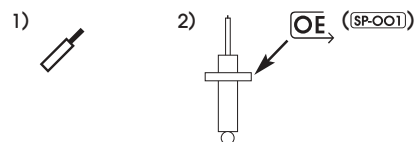


MODEL FAHRZEUG MODELE	YEAR JAHR ANNEE	FRONT/VORNE/AVANT			REAR/HINTEN/ARRIERE		
		PREMIUM Oil	EXCEL-G* Twin-tube Gas	GAS-A-JUST Mono-tube Gas	PREMIUM Oil	EXCEL-G* Twin-tube Gas	GAS-A-JUST Mono-tube Gas

## Volkswagen (D)

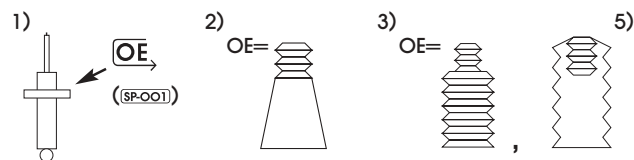
### Golf II , Jetta II Exc.

<b>(4WD)</b> Golf Syncro Exc. Rally, Country Jetta Syncro	2.86-12.89 8.87-12.89	664014 <sup>1)</sup> (RN-001)	364014 <sup>1)</sup> (RN-001)		443236 <sup>2)</sup> (SP-001)	343274 <sup>2)</sup> (SP-001)	
		633950▼ 633712	374006 <sup>1)</sup> (RN-001)		333950▼ 333712	915405	
		915401  SM1701					
		915401  SM1701					
		915401  SM1701					
<b>(4WD)</b> Golf Syncro Exc. Rally, Country Jetta Syncro	1.90- 92 1.90- 92	633950▼ 633712	333950▼ 333712		443236 <sup>2)</sup> (SP-001)	343274 <sup>2)</sup> (SP-001)	
					324025		
		915401  SM1701					



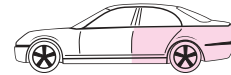
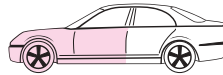
### Golf III, Vento Exc.

<b>(2WD)</b> Golf, Vento (1H) 1.4i, 1.6i, 1.8i 1.9 Diesel, 1.9 Turbo Diesel, 1.9 TDI Incl. GT	9.91- 98	633950▼ 633712	333950▼ 333712		443800 <sup>1)</sup> (SP-001)	343191 <sup>1)</sup> (SP-001)	
					324025	353013 <sup>1)</sup> (SP-001)	
		915401 <sup>2)</sup> SM1700 <sup>5)</sup> 915407 <sup>3)</sup> SM1701 <sup>5)</sup> SM1704 <sup>5)</sup>					
		915407  SM1700 <sup>5)</sup> SM1701 <sup>5)</sup> SM1704 <sup>5)</sup>					
<b>(2WD)</b> Golf, Vento (1H) 2.0 GTi, 2.0-16V GTi, 2.8V R6	9.91- 98	634950▼ 634810	334950▼ 334810		343258 <sup>1)</sup> (SP-001)	353013 <sup>1)</sup> (SP-001)	
					324025	915405	
		915407  SM1700 <sup>5)</sup> SM1701 <sup>5)</sup> SM1704 <sup>5)</sup>					



	Year	KYB
ABD / ABS / AAM	9.91 - 6.95	SM1701
1Y / AAZ / 1Z	9.91 - 6.95	SM1700
AAA / ACC / AGG / ABF / 2E	9.91 - 6.95	SM1704
	7.95 - 8.97	SM1704

Model		Year	KYB
GOLF III	ABD / ABS / AAM	9.91 - 6.95	SM1701
	1Y / AAZ / 1Z	9.91 - 6.95	SM1700
	AAA / ACC / AGG / ABF / 2E	9.91 - 6.95	SM1704
		7.95 - 8.97	SM1704
VENTO	Exc. 2E / AAA	1.92 - 6.94	SM1701
	AAA	1.92 - 6.94	SM1704
	AEA / AEK / ADZ / AEP / ADY	7.94 - 6.95	SM1704
	ABD / ABU / AAM	7.94 - 6.95	SM1701
	ABS / 1Z / AAZ / 1Y / 2E / ABF	7.94 - 6.95	SM1700
		7.95 - 8.97	SM1704

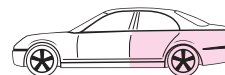
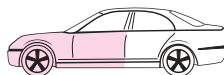


MODEL FAHRZEUG MODELE	YEAR JAHR ANNEE	FRONT/VORNE/AVANT			REAR/HINTEN/ARRIERE																					
		PREMIUM Oil	EXCEL-G* Twin-tube Gas	GAS-A-JUST Mono-tube Gas		PREMIUM Oil	EXCEL-G* Twin-tube Gas	GAS-A-JUST Mono-tube Gas																		
<b>Volkswagen (D)</b>																										
<b>Golf III, Vento</b> <b>Exc.</b>																										
<b>AWD</b> Golf Syncro 1.8 Exc. Country	(1H) 1.93- 98	633950▼ 633712	333950▼ 333712 <u>324025</u>		+																					
					1,5																					
<b>AWD</b> Golf, Vento Syncro 2.0, 2.9 VR 6, 1.9 TDI Exc. Country	(1H) 10.94- 98	634950▼ 634810	334950▼ 334810 <u>324025</u>		+																					
					1,5																					
<b>Golf III Variant</b>																										
1.4, 1.6, 1.8 1.9D, 1.9TD, 1.9 TDI Exc. Syncro	(1H) 9.93- 98	633950▼ 633712	333950▼ 333712 <u>324025</u>		+	441905					⊥ 1,4															
			<sup>2)</sup> <sup>4)</sup> <sup>3)</sup> <sup>4)</sup> <sup>4)</sup>		1,5																					
2.0 Exc. Syncro	(1H) 9.93- 98	634950▼ 634810	334950▼ 334810 <u>324025</u>		+	441905					⊥ 1,4															
			<sup>4)</sup> <sup>4)</sup> <sup>4)</sup>		1,5																					
<p>1)  </p> <p>2) OE= </p> <p>3) OE=  , </p> <p>4)</p> <table border="1"> <thead> <tr> <th>Icon</th> <th>Year</th> <th>KYB</th> </tr> </thead> <tbody> <tr> <td></td> <td>9.91 - 6.95</td> <td>SM1701</td> </tr> <tr> <td></td> <td>9.91 - 6.95</td> <td>SM1700</td> </tr> <tr> <td></td> <td>9.91 - 6.95</td> <td>SM1704</td> </tr> <tr> <td></td> <td>7.95 - 8.97</td> <td>SM1704</td> </tr> </tbody> </table>												Icon	Year	KYB		9.91 - 6.95	SM1701		9.91 - 6.95	SM1700		9.91 - 6.95	SM1704		7.95 - 8.97	SM1704
Icon	Year	KYB																								
	9.91 - 6.95	SM1701																								
	9.91 - 6.95	SM1700																								
	9.91 - 6.95	SM1704																								
	7.95 - 8.97	SM1704																								
<b>Golf IV</b>																										
<b>2WD</b> 1.4, 1.6 Exc. Sport sus.	(1J) 9.97-	633208▼ 633713	333713 <u>324016</u>		+		343280▼ 343348	553206 <u>243037</u>			⊥ 1,4															

\*Excel-G is a new name of SUPER  
Excel-G ist der neue Name für SUPER  
Excel-G est le nom nouveau pour SUPER





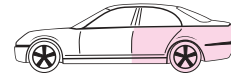
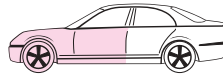


MODEL FAHRZEUG MODELE	YEAR JAHR ANNEE	FRONT/VORNE/AVANT				REAR/HINTEN/ARRIERE			
		PREMIUM Oil	EXCEL-G* Twin-tube Gas	GAS-A-JUST Mono-tube Gas		PREMIUM Oil	EXCEL-G* Twin-tube Gas	GAS-A-JUST Mono-tube Gas	
<b>Volkswagen (D)</b>									
<b>Golf IV</b>									
(1J) 1.8, 1.8 Turbo, 2.0, 2.3, 1.9 SDI, 1.9 TDI Exc. Sport sus.	9.97-	634099▼ 634812	334812 324016			343280▼ 343348	553206 243037		
(1J) ⊕ Sport sus.,	9.97-		334812 324016				553206 243037		
(1J) ⊕ , Exc. 2.8-V6	9.97-	634099▼ 634812	334812						
(1J) 1.8, 2.3, 1.9 TDI Exc. Sport sus., , 2.8-V6	9.97- 5.99	634099▼ 634812	334812 324016			343310	553243 243038		
(1J) ⊕ Sport sus., Exc. 2.8-V6	9.97- 5.99		334812 324016			343310	553243 243038		
(1J) ⊕ , Exc. 2.8-V6	9.97- 5.99	634099▼ 634812	334812			344301			
<b>Golf IV Variant</b>									
(1J) 1.4, 1.6 Exc. Sport sus.,	99-	633208▼ 633713	333713			343298	553232		
(1J) 2.0, 2.3, 1.9 SDI, 1.9 TDI Exc. Sport sus.,	99-	634099▼ 634812	334812			343298	553232		
(1J) ⊕ Sport sus.,	99-		334812 324016				553206 243037		
(1J) ⊕ ,	99-	634099▼ 634812	334812						
(1J) 2.3, 1.9 TDI Exc. Sport sus., , 2.8-V6	99-					343310	553243		

Volkswagen

\*Excel-G is a new name of SUPER  
Excel-G ist der neue Name für SUPER  
Excel-G est le nom nouveau pour SUPER

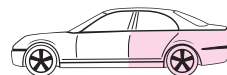
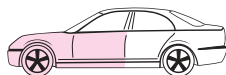




MODEL FAHRZEUG MODELE	YEAR JAHR ANNEE	FRONT/VORNE/AVANT				REAR/HINTEN/ARRIERE					
		PREMIUM Oil	EXCEL-G* Twin-tube Gas	GAS-A-JUST Mono-tube Gas		PREMIUM Oil	EXCEL-G* Twin-tube Gas	GAS-A-JUST Mono-tube Gas			
<b>Volkswagen (D)</b>											
<b>Golf IV Variant</b>											
 + Sport sus., Exc. 2.8-V6	(1J)	99-						343310	553243		
 + Exc. 2.8-V6	(1J)	99-						344301			
<b>Golf Cabrio</b>											
Golf I 	(155)	76- 93	663009 	363001  373012 				441018 <sup>1)</sup> 443172 <sup>2)</sup>	341007 <sup>1)</sup> 343169 <sup>2)</sup>  351007 <sup>1)</sup>	551014 <sup>1)</sup>	
Golf III  Incl. Sport sus.	(1H)	9.93- 2.98	634950▼ 634810	334950▼ 334810  324025				443800 <sup>3)</sup> 	343191 <sup>3)</sup>   353013 <sup>3)</sup> 		
Golf IV  Incl. Sport sus.	(1H)	3.98-	634950▼ 634810	334950▼ 334810  324025				443800 <sup>3)</sup> 	343191 <sup>3)</sup>   353013 <sup>3)</sup> 		
<p>1)  </p> <p>2)   ()</p> <p>3)   ()</p> <p>4) for 443172/343169</p>											
<b>Käfer/Beetle/Coccinelle/Kefer</b>											
Type I ( swing axle) 1200, 1300, 1300 A, 1500, 1500 A		8.65- 79	443046	343088	553019			443045	343087	553017	
Buggy 1300, 1500 Chassis		70- 79			553019					553017	
Type I ( double articulated axle) 1300, 1300 A, 1500, 1500 A		5.67- 79	443046	343088	553019			443047	343053	553018	
Buggy ( double articulated axle) 1300, 1300 A, 1500, 1500 A		70- 79			553019					553018	

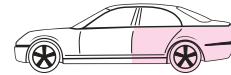
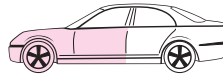
\*Excel-G is a new name of SUPER  
 Excel-G ist der neue Name für SUPER  
 Excel-G est le nom nouveau pour SUPER





MODEL FAHRZEUG MODELE	YEAR JAHR ANNEE	FRONT/VORNE/AVANT				REAR/HINTEN/ARRIERE			
		PREMIUM Oil	EXCEL-G* Twin-tube Gas	GAS-A-JUST Mono-tube Gas		PREMIUM Oil	EXCEL-G* Twin-tube Gas	GAS-A-JUST Mono-tube Gas	
<b>Volkswagen (D)</b>									
<b>Käfer/Beetle/Coccinelle/Kever</b>									
Type I 1302, S, LS 1303, S	8.70- 7.73 9.72- 7.73	663007	363012			443047	343053	553018	
Type I 1303	8.73- 4.75	663008	363002			443047	343053	553018	
Type III 1600, A, L, TL Incl.	8.67- 73	443044	343086	553016		443047	343053	553018	
<b>Lupo</b>									
1.0, 1.4, 1.4TDi, 1.7SDi (6X)	98-	633950▼ 633712	333950▼ 333712 <u>324025</u>				343309		
1.6GTI (6X)	98-	633950▼ 633712	333950▼ 333712 <u>324025</u>				343309		
<b>New Beetle (1C, 9C)</b>									
	1.98-		334220▼ 334812 <u>324016</u>				343280▼ 343348	553206 <u>243037</u>	
<b>Passat, Santana Exc. </b>									
Passat 	7.73-10.80	664001	364001			443048		554019	
Passat Variant 	73- 2.81	664001	364001			443049		554018	
Passat Passat Variant Santana →32D155757	11.80- 3.83 3.81- 83 82- 3.83	665030 (RN-002)	365008▼ 365500 <u>375008</u> (RN-002)			443164 <sup>3)</sup> (SP-001)	343043 <sup>3)</sup> (SP-001)	551039 <sup>1)</sup>	
<div style="display: flex; justify-content: space-around;"> <div style="text-align: center;"> <p>1) </p> </div> <div style="text-align: center;"> <p>2) </p> </div> <div style="text-align: center;"> <p>3) </p> </div> </div>									

Volkswagen

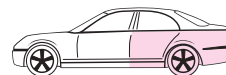
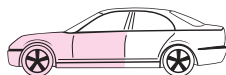


MODEL FAHRZEUG MODELE	YEAR JAHR ANNEE	FRONT/VORNE/AVANT			⌚	REAR/HINTEN/ARRIERE			⌚
		PREMIUM Oil	EXCEL-G* Twin-tube Gas	GAS-A-JUST Mono-tube Gas		PREMIUM Oil	EXCEL-G* Twin-tube Gas	GAS-A-JUST Mono-tube Gas	
<b>Volkswagen (D)</b>									
<b>Passat, Santana Exc.</b>									
(2WD) Passat Passat Variant Santana 32D155758→	4.83- 3.88	665030 	365008 ▼ 365500  375008 		⌚	443209 <sup>3)</sup> 	343206 <sup>3)</sup> 	551038 <sup>1)</sup>	⊥ ⊕ 1,1
Syncro 	8.84- 8.88		365008 ▼ 365500  375008 		⌚			551063 <sup>1)</sup>	⊥ ⊕ 1,4
Passat (2WD)  Variant Exc. 2.8-VR6,	4.88- 7.91 6.88- 7.91	665064 <sup>2)</sup> ▼ 665500	365070 <sup>2)</sup> ▼ 365502  375008 		⌚	443246 <sup>3)</sup> 	343223 <sup>3)</sup> 		⊥ ⊕ 1,7
		634950 ▼ 634810	334950 ▼ 334810  324025		⊕				
					1,5				
Passat (2WD) , Variant →P-026435 Exc. 2.8-VR6,	8.91- 92	634950 ▼ 634810	334950 ▼ 334810  324025		⊕	443246 <sup>3)</sup> 	343223 <sup>3)</sup> 		⊥ ⊕ 1,7
		634951 ▼ 634811	334951 ▼ 334811		⊕				
					1,5				
2.8 VR6 , Exc. Syncro,	8.91- 96	634951 ▼ 634811	334951 ▼ 334811		⊕	443246 <sup>3)</sup> 	343223 <sup>3)</sup> 		⊥ ⊕ 1,7
		634951 ▼ 634810	334951 ▼ 334810  324025		1,5				
Passat Syncro (4WD) 1.8 G60/2.0 1.8 G60/2.0	9.89- 7.91 10.90- 7.91	665064 <sup>2)</sup> ▼ 665500	365070 <sup>2)</sup> ▼ 365502  375008 		⌚			551063 <sup>1)</sup>	⊥ ⊕ 1,7
		634950 ▼ 634810	334950 ▼ 334810  324025		⊕				
					1,5				
1)	2)	3)							
			⊕ (SP-OO1)						

Volkswagen

\*Excel-G is a new name of SUPER  
Excel-G ist der neue Name für SUPER  
Excel-G est le nom nouveau pour SUPER



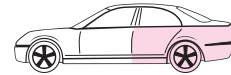
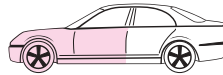


MODEL FAHRZEUG MODELE	YEAR JAHR ANNEE	FRONT/VORNE/AVANT				REAR/HINTEN/ARRIERE			
		PREMIUM Oil	EXCEL-G* Twin-tube Gas	GAS-A-JUST Mono-tube Gas		PREMIUM Oil	EXCEL-G* Twin-tube Gas	GAS-A-JUST Mono-tube Gas	
<b>Volkswagen (D)</b>									
<b>Passat Exc.</b>									
Passat Syncro <sup>(4WD)</sup>  1.8-G60, 2.0 → P-026435	8.91- 92	634950▼ 634810	334950▼ 334810 <u>324025</u>					551063 <sup>1)</sup>	
			SM1700						
Passat Syncro <sup>(4WD)</sup>  1.8-G60, 2.0 P-026436→	92- 96	634951▼ 634811	334951▼ 334811					551063 <sup>1)</sup>	
			SM1704						
2.8 VR6 Syncro <sup>(4WD)</sup>  Exc.	8.91- 96	634951▼ 634811	334951▼ 334811					551063 <sup>1)</sup>	
			SM1704						
<sup>(2WD)</sup>  Exc. Sport sus.	97-10.00		341207 <sup>2)</sup> 341904 <sup>1)</sup>				343281	553207	
			915708				Exc.		
<sup>(2WD)</sup> Sport sus. 	97-10.00		341207 <sup>2)</sup>					553207	
			915708					Exc.	
<sup>(4WD)</sup>  Incl. Sport sus.	97-10.00		341207 <sup>2)</sup>						
			915708						
<sup>(2WD)</sup>  Exc. Sport sus. (3BG)	11.00-		341273 <sup>3)</sup>				343281	553207	
							Exc.		
<sup>(2WD)</sup> Sport sus. (3BG) 	11.00-		341273 <sup>3)</sup>					553207	
								Exc.	
<sup>(4WD)</sup>  Incl. Sport sus. (3BG)	11.00-		341273 <sup>3)</sup>						
<b>Passat <sup>(+)</sup></b>									
Syncro  	8.84- 8.88		365008▼ 365500 <u>375008</u> <u>(RN-002)</u>					551063 <sup>4)</sup>	
Syncro  1.8-G60, 2.0	9.89- 92		334950▼ 334810 <u>324025</u>						
<p>1)  <b>KYB</b> ( → 3BYE 121 221)</p> <p>2)  <b>OE</b> ( :  → 3BYE 121 221) ( :  3BYE 121 222 →)</p> <p>3)  <b>OE</b>, ()</p> <p>4)  <b>KYB</b></p>									

Volkswagen



\*Excel-G is a new name of SUPER  
Excel-G ist der neue Name für SUPER  
Excel-G est le nom nouveau pour SUPER

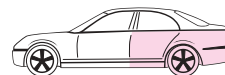
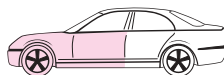




















































MODEL FAHRZEUG MODELE	YEAR JAHR ANNEE	FRONT/VORNE/AVANT				REAR/HINTEN/ARRIERE			
		PREMIUM Oil	EXCEL-G* Twin-tube Gas	GAS-A-JUST Mono-tube Gas		PREMIUM Oil	EXCEL-G* Twin-tube Gas	GAS-A-JUST Mono-tube Gas	
<b>Volkswagen (D)</b>									
<b>Passat + </b>									
Syncro  1.8-G60, 2.0	92- 96		334951 ▼ 334811						
					1,5				1,7
<b>Polo, Derby </b>									
Polo (Exc. G40) Derby	75- 94 7.76- 86	663035 <u>RN-001</u>	363043 <u>RN-001</u>  373025 <u>RN-001</u>			441019 <sup>1)</sup>  443165 <sup>2)</sup>	341023 <sup>1)</sup> 341004 <sup>1)</sup>  343165 <sup>2)</sup>	551015 <sup>1)</sup>	
			915404	SM1703	2,6		915412 <sup>5)</sup>		0,9
 1.0, 1.05, 1.3, 1.4, 1.6, 1.7SDI, 1.9D, 1.9SDI	9.94- 9.01	633950 ▼ 633712	333950 ▼ 333712  324025				343274 <sup>6)</sup>  353021 <sup>6)</sup>		
			915401 <sup>3)</sup> 915004 <sup>4)</sup>	SM1704 <sup>3)</sup> SM1707 <sup>4)</sup>	1,5		915418		0,9
 1.6 GTI	99- 9.01						343274 <sup>6)</sup>  353021 <sup>6)</sup>		
					1,5		915418		0,9
Classic 1.4, 1.6, 1.7 SDI	95- 9.01	633950 ▼ 633712	333950 ▼ 333712  324025				343274 <sup>6)</sup>  353021 <sup>6)</sup>		
			915401 <sup>3)</sup> 915004 <sup>4)</sup>	SM1704 <sup>3)</sup> SM1707 <sup>4)</sup>	1,5		915419		0,9
Classic 1.9 SDI, 1.9 TDI	95- 9.01	634950 ▼ 634810	334950 ▼ 334810  324025				343274 <sup>6)</sup>  353021 <sup>6)</sup>		
			915401 <sup>3)</sup> 915004 <sup>4)</sup>	SM1704 <sup>3)</sup> SM1707 <sup>4)</sup>	1,5		915419		0,9
<b>Polo</b>									
 Exc. Sport sus.,	(9N) 11.01-		334868				343328		
			915004						
<p>1)  <b>KYB</b>      2)  <b>OE</b></p> <p>3)  → 6KX610000      4)  → 6KX610000 →      5) for 443165/343165      6)  <b>OE</b>, (SG-701)</p>									

Volkswagen

\*Excel-G is a new name of SUPER  
Excel-G ist der neue Name für SUPER  
Excel-G est le nom nouveau pour SUPER



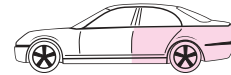
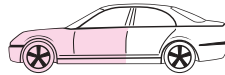


MODEL FAHRZEUG MODELE	YEAR JAHR ANNEE	FRONT/VORNE/AVANT			 ⌚	REAR/HINTEN/ARRIERE			 ⌚
		PREMIUM Oil	EXCEL-G* Twin-tube Gas	GAS-A-JUST Mono-tube Gas		PREMIUM Oil	EXCEL-G* Twin-tube Gas	GAS-A-JUST Mono-tube Gas	
<b>Volkswagen (D)</b>									
<b>Polo Variant</b> 									
1.4,1.6 1.7 SDI,1.9 SDI	97- 9.01	633950▼ 633712	333950▼ 333712 <u>324025</u>  SM1704 <sup>2)</sup>  SM1707 <sup>3)</sup>		 1,5	443296 <sup>1)</sup>	343297 <sup>1)</sup> 		 ⊥ ⊕
1.9 TDI (66kw,81kw)	97- 9.01	634950▼ 634810	334950▼ 334810 <u>324025</u>  SM1704 <sup>2)</sup>  SM1707 <sup>3)</sup>		 1,5	443296 <sup>1)</sup>	343297 <sup>1)</sup> 		 ⊥ ⊕
<b>Scirocco</b>									
 Exc. GTI,GLI,GTX	74- 92	663009 <u>RN-001</u>	363001 <u>RN-001</u> 373012 <u>RN-001</u>  SM1706		 1,5	441018 <sup>4)</sup> 443172 <sup>5)</sup>	341007 <sup>4)</sup> 343169 <sup>5)</sup> <u>351007<sup>4)</sup></u> 	551014 <sup>4)</sup>	 ⊥ ⊕ 0,5
GTI,GLI,GTX Exc. 16V	74- 92		363001 <u>RN-001</u> 373012 <u>RN-001</u>  SM1706		 1,5		341007 <sup>4)</sup> 343169 <sup>5)</sup> <u>351007<sup>4)</sup></u> 	551014 <sup>4)</sup>	 ⊥ ⊕ 0,5
1)   2)  → 6KX610000 3)  6KX610000 → 4)  5)   6) for 443172/ 343169									
<b>Sharan (7M)</b>									
 ,   Incl. Sport sus., 	9.95-		334947  SM1704		 ⊥ ⊕		343319	553244	 ⊥ ⊕
<b>Taro</b>									
 1.8, 2.2, 2.4 Diesel	2.89-10.91	443214	343198	553117	 ⊥ ⊕ 0,8	443217	343199	553118	 ⊥ ⊕ 0,8
 1.8, 2.2, 2.4 Diesel	10.91-	443214	343198	553117	 ⊥ ⊕ 0,8	443259	343252	553209	 ⊥ ⊕ 0,8
 	2.89-	443106	343195	553110	 ⊥ ⊕	443257 L,R	343253 L,R	553190L,R	 ⊥ ⊕ 0,8
 	2.89-	444103	344202	554069	 ⊥ ⊕ 0,7	443257 L 443254 R	343253 L 343246 R	553190 L 553191 R	 ⊥ ⊕

Volkswagen



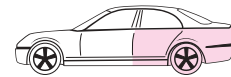
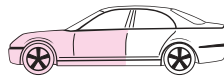
\*Excel-G is a new name of SUPER  
Excel-G ist der neue Name für SUPER  
Excel-G est le nom nouveau pour SUPER



MODEL FAHRZEUG MODELE	YEAR JAHR ANNEE	FRONT/VORNE/AVANT				REAR/HINTEN/ARRIERE			
		PREMIUM Oil	EXCEL-G* Twin-tube Gas	GAS-A-JUST Mono-tube Gas		PREMIUM Oil	EXCEL-G* Twin-tube Gas	GAS-A-JUST Mono-tube Gas	
<b>Volkswagen (D)</b>									
<b>Type 181</b>									
Type 181 Jagdwagen	10.72-					443047	343053		
<b>Volkswagen Commercial (D)</b>									
<b>Golf Caddy</b>									
	11.82- 95	663009 	363001 			441074			
					1,5				1,0
<b>Polo Caddy </b>									
1.4,1.6 (9K) 1.9 SD, 1.9 SDI, 1.9 TDI (42kw,66kw)	96-	633950▼ 633712	333950▼ 333712			443287		553231	
					1,5				
<b>Transporter, Bus, Caravelle, Multivan</b>									
Type II 	65- 5.67	443045	343087			443045	343087		
Type II 	6.67- 6.69	443044	343086			444002	344031	554060	
Type II 	7.69- 78	443051	343181	553132		444002	344031	554060	
Type II 	12.73- 79	443052				443053			
Type II 	80- 7.90	445019	345006	551049		445020		554066	
Type IV (T4) Incl. Syncro Caravelle, Multivan  Exc.	9.90- 93-	444119	344261				345900		
<b>Transporter LT Series</b>									
 LT 28/31/35 → 28D007273	75-11.82	444050				444051			
					0,7				0,5

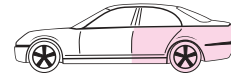
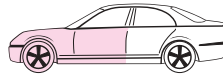
\*Excel-G is a new name of SUPER  
Excel-G ist der neue Name für SUPER  
Excel-G est le nom nouveau pour SUPER





MODEL FAHRZEUG MODELE	YEAR JAHR ANNEE	FRONT/VORNE/AVANT				REAR/HINTEN/ARRIERE			
		PREMIUM Oil	EXCEL-G* Twin-tube Gas	GAS-A-JUST Mono-tube Gas		PREMIUM Oil	EXCEL-G* Twin-tube Gas	GAS-A-JUST Mono-tube Gas	
<b>Volkswagen Commercial (D)</b>									
<b>Transporter LT Series</b>									
LT 28/28 D/31/31 D/35/35 D 28D007274→	83- 96	444050				444096			
LT28 (1350kg - 1600kg) LT35 (1350kg - 1600kg) Incl.	5.96-		335915			444161			
LT35 (1750kg) Incl.	5.96-		335914			444161			
LT46 (1350kg - 1600kg) Incl.	5.96-		335915			444262	344409		
LT46 (1750kg)	5.96-		335914			444262	344409		
<b>Volvo (S)</b>									
<b>66</b>									
DAF 66 Volvo 66	72- 76-	665009				443063			
<b>242, 244, 245, 264, 265, 240, 260 Series</b>									
Exc. GLT, GLE, Turbo	74- 93	665008	365006 			443062	343010	554021	
GLT, GLE, Turbo	9.80- 93					443062	343010	554021	
<b>300 Series</b>									
343, 345 340, 360	76- 8.82 82-	665010	365065 			443050	343090	553157	
<b>400 Series</b>									
440 (KX) 460 (LX)	8.88- 8.89-	633123 L 633122 R	333101 L 333100 R 			443252	343243	553169	
480 (EX)	85-	633124	333102 				343243	553169	

Volvo

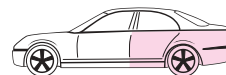
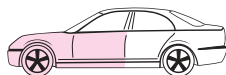


MODEL FAHRZEUG MODELE	YEAR JAHR ANNEE	FRONT/VORNE/AVANT			⌚	REAR/HINTEN/ARRIERE			⌚
		PREMIUM Oil	EXCEL-G* Twin-tube Gas	GAS-A-JUST Mono-tube Gas		PREMIUM Oil	EXCEL-G* Twin-tube Gas	GAS-A-JUST Mono-tube Gas	
<b>Volvo (S)</b>									
<b>740, 760</b>									
→ 81679	2.82- 4.84				⌚	444082	344056	554054	⊖
					1,7		Exc.		0,4
Exc. Turbo, Turbo -16V 81680→	5.84- 7.87	665055	365053		⌚	444082	344056	554054	⊖
					1,7		Exc.		0,4
Turbo  Exc. Turbo -16V 81680→	5.84- 7.87		365053		⌚		344056	554054	⊖
					1,7		Exc.		0,4
740 Exc. Turbo, Turbo -16V	8.87- 92	665055	365053		⌚	444082	344056	554054	⊖
					1,7		Exc.		0,4
740 Turbo Exc. Turbo -16V	8.87- 92		365053		⌚		344056	554054	⊖
					1,7		Exc.		0,4
760 Exc. Turbo	8.87- 92	665055	365053		⌚		OE =		
					1,7				
740 Turbo -16V, 760 Turbo 	8.87- 92		365053		⌚		OE =		
					1,7				
<b>740, 745, 760</b>									
 Exc. Turbo	2.85- 92	665055	365053		⌚	444082	344056	554054	⊖
					1,7		Exc.		0,4
 Turbo	2.85- 92		365053		⌚		344056	554054	⊖
					1,7		Exc.		0,4
<b>780</b>									
 Exc. Turbo	85- 7.87	665055	365053		⌚	444082	344056	554054	⊖
					1,7		Exc.		0,4
 Turbo	85- 7.87		365053		⌚		344056	554054	⊖
					1,7		Exc.		0,4
 Exc. Turbo	8.87- 91	665055	365053		⌚		OE =		
					1,7				
 Turbo	8.87- 91		365053		⌚		OE =		
					1,7				
<b>850</b>									
(LS) (LW) Exc.	91- 97 92- 97	634908			⊕		344230		⊥
							Exc.		0,8

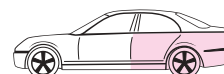
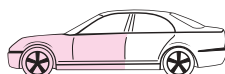
Volvo

\*Excel-G is a new name of SUPER  
Excel-G ist der neue Name für SUPER  
Excel-G est le nom nouveau pour SUPER





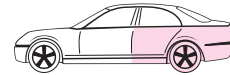
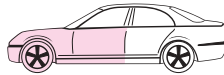
MODEL FAHRZEUG MODELE	YEAR JAHR ANNEE	FRONT/VORNE/AVANT				REAR/HINTEN/ARRIERE			
		PREMIUM Oil	EXCEL-G* Twin-tube Gas	GAS-A-JUST Mono-tube Gas		PREMIUM Oil	EXCEL-G* Twin-tube Gas	GAS-A-JUST Mono-tube Gas	
<b>Volvo (S)</b>									
<b>940</b>									
Exc. Turbo, Turbo -16V	90- 96	665055	365053			444082	344056	554054	
					1,7		Exc.		0,4
Turbo Exc. Turbo -16V	90- 96		365053				344056	554054	
					1,7		Exc.		0,4
Turbo -16V	90- 96		365053						
					1,7		Exc.		
<b>960</b>									
Exc. Turbo	90- 94	665055	365053						
					1,7		OE =		
Turbo	90- 94		365053						
					1,7		OE =		
Exc. Turbo	90- 94	665055	365053			444082	344056	554054	
					1,7		Exc.		0,4
Turbo	90- 94		365053				344056	554054	
					1,7		Exc.		0,4
<b>Amazon</b>									
P 121, P 122, P 122 S, P 131, P 132	57- 70	443056		553020		443057		553021	
P 121, P 221	62- 70	443056				443058			
<b>P 142, P 144, P 145, P 164 </b>									
P 142, P 144, P 164 + S P 145, P 145 S	66- 8.71 67- 8.71	443059				443060			
P 142, P 144, P 164 + S P 145, P 145 S	9.71- 8.74	443059	343011	553022		443061	343012	554020	
<b>PV 444, PV 544, P 210</b>									
PV 444, PV 544	45- 66	443054				443055			
PV 445, P 210	57- 63	443054							



MODEL FAHRZEUG MODELE	YEAR JAHR ANNEE	FRONT/VORNE/AVANT				REAR/HINTEN/ARRIERE			
		PREMIUM Oil	EXCEL-G* Twin-tube Gas	GAS-A-JUST Mono-tube Gas		PREMIUM Oil	EXCEL-G* Twin-tube Gas	GAS-A-JUST Mono-tube Gas	
<b>Volvo (S)</b>									
<b>S 40  , V 40 </b>									
Incl.  ABS Exc. Sport sus. T4	5.95- 6.99		334155 L 334154 R				341204 Exc.		
Sport sus. Incl.  ABS Exc. T4	5.95- 6.99		334175 L 334174 R				341217 Exc.		
Incl.  ABS Exc. Sport sus. T4	7.99- 4.00		334355 L 334354 R				341217 Exc.		
 Exc. Sport sus. T4	5.00-12.03						341145 Exc.		
<b>S60</b>									
2.0T, 2.4, 2.4 Bifuel, 2.4 D5, 2.4D T5	11.00-		334611					551918	
2.4T AWD R 2.5T AWD	11.01-		334611						
<b>S70  , V70  , C70 </b>									
S70  (2WD), (4WD)  Exc. 2.5 Bifuel, 103kw, 2.5-20V Exc.	1.97-11.00	634908					344230 Exc.		 0,8
C70  (2WD), (4WD)  Exc.	3.97- 9.02	634908					344230 Exc.		 0,8
V70  (2WD), (4WD)  Exc. Exc. 2.0-20V Turbo AWD Exc. 2.5-20V Turbo AWD Exc. 2.3-20V T-5 AWD Exc. 2.3T AWD Exc. 2.5 Bifuel	1.97- 3.00	634908					344230 Exc.		 0,8
V70  (4WD) 2.0-20V Turbo AWD 2.5-20V Turbo AWD Exc.	1.97- 3.00	634908							

\*Excel-G is a new name of SUPER  
Excel-G ist der neue Name für SUPER  
Excel-G est le nom nouveau pour SUPER

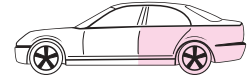
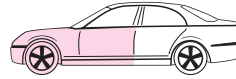




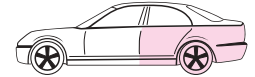
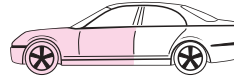
MODEL FAHRZEUG MODELE	YEAR JAHR ANNEE	FRONT/VORNE/AVANT				REAR/HINTEN/ARRIERE			
		PREMIUM Oil	EXCEL-G* Twin-tube Gas	GAS-A-JUST Mono-tube Gas		PREMIUM Oil	EXCEL-G* Twin-tube Gas	GAS-A-JUST Mono-tube Gas	
<b>Volvo (S)</b>									
<b>S80</b>									
2.0 2.0 T 2.4 2.8 T6 2.9 2.5 TDi Exc. , Self Leveling Exc. 3.0 T6, 2.4 D5	5.98-		334611					551918	
<b>S90</b> , <b>V90</b>									
S90 2.9 Exc. , Self Leveling	1.97- 5.98							551922	
V90 2.9 Exc. , Self Leveling	1.97-12.98							551923	
<b>Wartburg (D)</b>									
, 1000, 313, 353, 353 Tourist	57-	443145	343108	553133		443145	343108	553133	
Barkas	62- 65	443030	343049	554012		443030	343049	554012	
<b>Zastava (YU)</b>									
101/1100 		633004	333013			633005	333015		
Yugo 45, 55, 65	80-		333043			633005	333015		

A large, solid grey vertical bar runs down the center of the page, serving as a background for the section header.

**AGX Adjustable Gas Shock Absorbers**

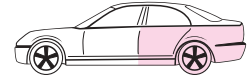
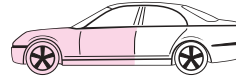


MODEL FAHRZEUG MODELE	YEAR JAHR ANNEE	FRONT	REAR	FRONT/VORNE/AVANT			REAR/HINTEN/ARRIERE		
				EXCEL-G* Twin-tube Gas	GAS-A-JUST Mono-tube Gas	ULTRA SR	EXCEL-G* Twin-tube Gas	GAS-A-JUST Mono-tube Gas	ULTRA SR
<b>Audi (D)</b>									
<b>A3  (8L1)</b>									
 1.6, 1.8, 1.8 Turbo, 1.9TDI Exc. Sport sus.,	96- 7.99	734033	743029	334812		324016	343348	553206	243037
 1.6, 1.8, 1.8 Turbo, 1.9TDI Exc. Sport sus.,	8.99- 4.03	734033	743029	334812		324016	343348	553206	243037
 ⊕ Sport sus.	96- 7.99	734033	743029	334812		324016		553206	243037
 ⊕ Sport sus.	8.99- 4.03	734033	743029	334812		324016		553206	243037
<b>Austin-Rover Group (GB)</b>									
<b>Austin, Morris</b>									
 Seven 850, Cooper (S) Mini Car 850, 1000, 1275 GT Mini Clubman Mini-Minor Mini-Cooper Hornet	59- 74 76- 76- 59- 76 61- 63 62- 64	743039	743040	342001	552018		342002	552019	
<b>Citroën (F)</b>									
<b>AX</b>									
10 E/RE, 11 E/RE, 11 TRE, 14 TRS, 14 TZS, 14 D/RD/TRD, GT	86-	765020	741064	365087▼ 365506		375036	341101	551052	241006
14 RE Sport	86-	765020	741064	365087▼ 365506		375036	341101	551052	241006
<b>Saxo </b>									
1.0, 1.1, 1.4, 1.5D 1.6 Exc. 16V	2.96-	765020	741064	365087▼ 365506		375036	341101	551052	241006
1.6-16V	2.96-	765020	741064	365087▼ 365506		375036	341101	551052	241006
<b>Xsara ,  (N1/N0)</b>									
1.4,1.9 Diesel,1.9 Turbo Diesel	97- 9.00	733032 733031	743034	333839 333838		323839 323838	341166	551060	241008
1.8,1.8-16V	97- 9.00	733032 733031	743034	333839 333838		323839 323838	341166	551060	241008

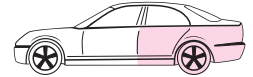
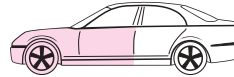


MODEL FAHRZEUG MODELE	YEAR JAHR ANNEE	FRONT	REAR	FRONT/VORNE/AVANT			REAR/HINTEN/ARRIERE		
				EXCEL-G* Twin-tube Gas	GAS-A-JUST Mono-tube Gas	ULTRA SR	EXCEL-G* Twin-tube Gas	GAS-A-JUST Mono-tube Gas	ULTRA SR
<b>Citroën (F)</b>									
<b>Xsara  (N2)</b>									
1.4,1.9 Diesel,1.9 Turbo Diesel	97- 9.00	733032 733031	743034	333839 333838		323839 323838	341166	551060	241008
<b>ZX </b>									
1.6, 1.8	91- 7.97	733032 733031	743034	333839 333838		323839 323838	341166	551060	241008
1.9 Diesel ⊕ ABS 5684→ Exc. Turbo Diesel	6.92- 7.97	733032 733031	743034	333839 333838		323839 323838	341166	551060	241008
1.9 Turbo Diesel Exc. Volcane	91- 7.97	733032 733031	743034	333839 333838		323839 323838	341166	551060	241008
1.9 Turbo Diesel Volcane 1.9i  5684→ 2.0i  5684→ Exc. 16V	91- 7.97 5.92- 7.97 5.92- 7.97	733032 733031	743034	333839 333838		323839 323838	341166	551060	241008
2.0 i -16V	92- 7.97	733032 733031	743034	333839 333838		323839 323838	341166	551060	241008
<b>ZX </b>									
1.4i, 1.6i, 1.8i 1.9 Diesel, 1.9 Turbo Diesel	94- 7.97	733032 733031	743034	333839 333838		323839 323838	341166	551060	241008
<b>Ford (Europe)</b>									
<b>Focus , </b>									
1.4, 1.6, 1.8, 2.0, 1.8 TD	98-	733037 733036	741067	333710 333709		323057 323056	343290		353022
<b>Honda (J)</b>									
<b>Accord /Vigor , ,  (Aerodeck)</b>									
 1.6 (CG7), 1.8 (CG8), 2.0 (CG9)	10.98- 1.03	741046	741047	341255			341256		
 2.2 Type-R (CH1)	10.98- 1.03	741046	741047	341255			341256		
 2.0 16V (CG4)	2.98- 99	741049	741050	341257			341258		
 2.0 16V (CG4)	99- 1.03	741049	741050	341257			341258		

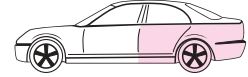
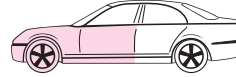




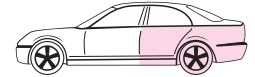
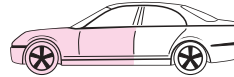
MODEL FAHRZEUG MODELE	YEAR JAHR ANNEE	FRONT	REAR	FRONT/VORNE/AVANT			REAR/HINTEN/ARRIERE		
				EXCEL-G* Twin-tube Gas	GAS-A-JUST Mono-tube Gas	ULTRA SR	EXCEL-G* Twin-tube Gas	GAS-A-JUST Mono-tube Gas	ULTRA SR
<b>Honda (J)</b>									
<b>Accord /Vigor    (Aerodeck)</b>									
3.0-V6 24V (CG2)	2.98- 99	741049	741050	341257			341258		
3.0-V6 24V (CG2)	99- 1.03	741049	741050	341257			341258		
<b>Civic , Ballade   </b>									
1.3 (EG3), 1.5 (EG4, EG8) 1.6 VTEC (EG5, EH9) 1.6 VTEC VTi (EG6, EG9)	91- 95	741006 741005	741007	341139 341138		351012 351011	341094		351010
 1.4(EJ9), 1.5(EK3), 1.6(EK1,EK4) Incl. VTEC	95- 01	741023	741024	341203			341198		
 1.4 (MA8, MB2), 1.5 (MA9, MB3) 1.6 (MB1, MB4), 1.8 (MB6) 2.0 Turbo Diesel (MB7) Incl. VTEC	95- 01	741052 741051	741053	341234 341233			341131		
Aerodeck 1.4 (MB8), 1.5 (MB9) 1.6 (MC1), 1.8 (MC2) 2.0 Turbo Diesel (MC3) Incl. VTEC	98- 01	741052 741051	741053	341234 341233			341131		
<b>Civic CR-X/Ballade CR-X   (  :  JHM ... )</b>									
1.6 VTEC (EH6) 1.6 VTEC VTi (EG2)	4.92- 98	741006 741005	741007	341139 341138		351012 351011	341094		351010
<b>Civic Coupé/Ballade Coupé  (  :  1HG ... )</b>									
1.5 (EJ2) 1.6 VTEC (EJ1)	94- 95	741006 741005	741007	341139 341138		351012 351011	341094		351010
1.6 (EJ6) 1.6 VTEC (EJ7, EJ8, EM1)	95- 01	741023	741024	341203			341198		
<b>Civic  </b>									
(EM2) 	01-	731004 731003	741060	331009 331008			341311		
(EP1, EP2, EP4) Exc, Type-R	01-	731004 731003	741060	331009 331008			341311		
2.0 Type-R EP3 	01-	731006 731005	741060	331011 331010			341311		
(EU7, EU8, EU9) 	01-	731004 731003	741060	331009 331008			341311		



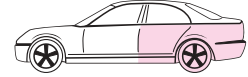
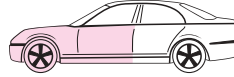
MODEL FAHRZEUG MODELE	YEAR JAHR ANNEE	FRONT	REAR	FRONT/VORNE/AVANT			REAR/HINTEN/ARRIERE		
				EXCEL-G* Twin-tube Gas	GAS-A-JUST Mono-tube Gas	ULTRA SR	EXCEL-G* Twin-tube Gas	GAS-A-JUST Mono-tube Gas	ULTRA SR
<b>Honda (J)</b>									
<b>CR-V</b>									
2.0 16V (RD)	10.95- 1.99	741065	741066	341260			341261		
2.0 16V (RD)	1.99- 2.02	741065	741066	341260			341261		
<b>HR-V</b>									
1.6 16V (GH)	00-	734041 734040	743042	334244 334243			343316		
1.6 16V (GH)	00-	734041 734040	743042	334244 334243			343316		
<b>Hyundai (KO)</b>									
<b>Accent, Pony</b>									
Incl. ⊕ ABS (LC)	00-	733035 733034	732006 732005	333305 333304		323053 323052	332109 332108		322033 322032
<b>Coupé (  KMJH---, KMHK--- )</b>									
Incl. ⊕ ABS (J2)	96- 01	733021 733020	733023 733022	333206 333205		323041 323040	333208 333207		323043 323042
<b>Sonata / Sonica</b>									
Incl. ⊕ ABS (EF)	99- 3.00	741043	741038	341280			341246		
<b>XG30</b>									
Incl. ⊕ ABS (XG)	99-	741043	741038	341280			341246		
<b>Mazda (J)</b>									
<b>MX-5</b>									
1600, 1900 Incl. ⊕ ABS (NA)	9.89- 98	741015	741016	341143			341127		
1.6-16V, 1.9-16V Incl. ⊕ ABS, Sport sus. Exc. Limited edition (NB)	5.98-	741035	741036	341253			341254		



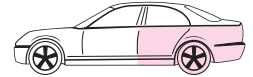
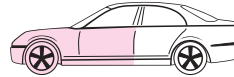
MODEL FAHRZEUG MODELE	YEAR JAHR ANNEE	FRONT	REAR	FRONT/VORNE/AVANT			REAR/HINTEN/ARRIERE		
				EXCEL-G* Twin-tube Gas	GAS-A-JUST Mono-tube Gas	ULTRA SR	EXCEL-G* Twin-tube Gas	GAS-A-JUST Mono-tube Gas	ULTRA SR
<b>Mercedes Benz (D)</b>									
<b>190 Series (201)</b>									
190, 190 E, 190 D Exc. 190 E 2.3-16, 2.5-16, Sport sus.	12.82- 93	734032	743033	334017		324007		553177	243032
⊕ Sport sus. Exc. 190 E 2.3-16V, 2.5-16V	12.82- 93	734032	743033			324007			243032
<b>E Series (124), E-Class (124)</b>									
 200, 200E, 230E, 260E, 300E, 320E, 400E, 200D, 250D, 250 Turbo D, 300D, 300D-Turbo Exc. 4-Matic (), Sport sus.	85- 93	734032	743033	334017		324007		553178	243032
								Exc.	
 230CE, 300CE, 320CE Exc. Sport sus.	87- 93	734032	743033	334017		324007		553178	243032
								Exc.	
 E200, E220, E280, E320, E420, E200D, E250D, E250D-Turbo, E300D, E300D-Turbo Exc. 4-Matic (), Sport sus.	93- 95	734032	743033	334017		324007		553178	243032
								Exc.	
 E220C, E320C Exc. Sport sus.	93- 95	734032	743033	334017		324007		553178	243032
								Exc.	
⊕ Sport sus.  Exc. 4-Matic ()	85- 95 87- 95	734032	743033			324007			243032
								Exc.	
<b>Mitsubishi (J)</b>									
<b>Carisma</b>									
1.8 (85 kw, 103 kw), 1.8 GDI (92 kw) Incl. ⊕ ABS Exc. 6B Model ()	5.95- 2.99	734028 734027	741054	334155 334154				341204	
<b>Colt  , </b>									
 1300, 1500, 1600 (CJ1, CJ2, CJ4) Exc. High Ground Clearance sus. ()	96- 3.97	733029 733028	741033	333225 333224				341140	
<b>Nissan (J)</b>									
<b>200 SX</b>									
1.8-16V Turbo (S13)	9.88- 94	733007 733006	741017	331005 331003				341099	



MODEL FAHRZEUG MODELE	YEAR JAHR ANNEE	FRONT	REAR	FRONT/VORNE/AVANT			REAR/HINTEN/ARRIERE		
				EXCEL-G* Twin-tube Gas	GAS-A-JUST Mono-tube Gas	ULTRA SR	EXCEL-G* Twin-tube Gas	GAS-A-JUST Mono-tube Gas	ULTRA SR
<b>Nissan (J)</b>									
<b>200 SX</b>									
2.0-16V Turbo (S14)	94-	734024 734023	741045	334185 334184			341222		
<b>Primera </b>									
2.0 SRI, 2.0 GTI (P11)	6.96- 1.01	741048	741055	341120			341228		
<b>Primera </b>									
1.6, 2.0, 2.0 Diesel Turbo (WP 11) Incl. 2.0 SRI	1.98- 01	741048	741055	341120			341228		
<b>Opel (D)</b>									
<b>Astra</b>									
 ALL Exc. GT, GSi	8.91- 98	765019	743030	365078▼ 365504		375034	343047	553075	243014
 GT, GSi ALL	8.91- 98	765019	743030	365078▼ 365504		375034	343047	553075	243014
<b>Calibra</b>									
2.0 i (2WD), (4WD) Exc. 1.6 V, 1.6 V Turbo	90- 98	765018	743031	365071▼ 365503		375032	343259	553182	353011
2.0 i-16V (2WD), (4WD) 2.5 i-V6 (2WD)	90- 98	765018	743031	365071▼ 365503		375032	343259	553182	353011
2.0 i-16V Turbo (4WD)	90- 98	765018	743031	365071▼ 365503		375032	343259	553182	353011
<b>Corsa A, Corsa B </b>									
 ALL Exc. 1.6 GSi	83- 2.93	733030	743032	333831		323034	343265	553155	353012
1.6i GSi	88- 2.93	733030	743032	333831		323034	343265	553155	353012
 ALL Exc. Sport, GSi	3.93- 9.00	733030	743032	333831		323034	343265	553155	353012
1.4i Sport, 1.4Si Sport, 1.5TD Sport 1.6i-16V GSi	3.93- 9.00	733030	743032	333831		323034	343265	553155	353012



MODEL FAHRZEUG MODELE	YEAR JAHR ANNEE	FRONT	REAR	FRONT/VORNE/AVANT			REAR/HINTEN/ARRIERE		
				EXCEL-G* Twin-tube Gas	GAS-A-JUST Mono-tube Gas	ULTRA SR	EXCEL-G* Twin-tube Gas	GAS-A-JUST Mono-tube Gas	ULTRA SR
<b>Opel (D)</b>									
<b>Vectra A</b>									
1.4, 1.6 i, 1.8 S, 1.8 i, 2.0 i 1.7D, 1.7TD	9.88- 95	765018	743030	365071 ▼ 365503		375032	343047	553075	243014
2000-16V (iE = 20XE, C 20XE) → P1000001 →, P5000001 → P7000001 →	93- 95	765018	743030	365071 ▼ 365503		375032	343047	553075	243014
2.5i -V6	93- 95	765018	743030	365071 ▼ 365503		375032	343047	553075	243014
<b>Peugeot (F)</b>									
<b>106 </b>									
Exc. 1.6-16V	91- 96 96-	765020	741064	365087 ▼ 365506		375036	341101	551052	241006
1.6-16V 1.6-16V	94- 96 96-	765020	741064	365087 ▼ 365506		375036	341101	551052	241006
<b>205</b>									
XA, XAD Exc. GTi, CTi, Rally, Turbo-Diesel	83-	734030 734029	741057	333828		324013 324012	343229	553138	354001
1.6 GTi, 1.9 GTi	2.84-	734030 734029	741057	334023 334022		324013 324012	344112	554065	354001
CT, CJ	86- 94	734030 734029	741057	333828		324013 324012	343229	553138	354001
<b>206 </b>									
1.1i Exc.  , XA, Entrepise	9.98-	733041 733040	741069	333930 ▼ 333929 ▼  333730 333729		323055 323054	341249		351025
1.4i, 1.6i, 1.9D, 2.0HDI Exc.  , Entrepise	9.98-	733041 733040	741069	333930 ▼ 333929 ▼  333730 333729		323055 323054	341249		351025
<b>306</b>									
1.1 1.4 Exc. 175-70-, 175-65-	93- 2.97	733032 733031	743034	333839 333838		323839 323838	341166	551060	241008



MODEL FAHRZEUG MODELE	YEAR JAHR ANNEE	FRONT	REAR	FRONT/VORNE/AVANT			REAR/HINTEN/ARRIERE		
				EXCEL-G* Twin-tube Gas	GAS-A-JUST Mono-tube Gas	ULTRA SR	EXCEL-G* Twin-tube Gas	GAS-A-JUST Mono-tube Gas	ULTRA SR

## Peugeot (F)

### 306

 1.4 ⊕ 175-70-Ⓟ, 175-65-Ⓞ 1.6, 1.8, 1.9D, 1.9TD  Exc. 2.0, 2.0-16V	93- 2.97	733032 733031	743034	333839 333838		323839 323838	341166	551060	241008
 1.4 Exc. 175-70-Ⓟ	3.97- 01	733032 733031	743034	333839 333838		323839 323838	341166	551060	241008
 1.4 ⊕ 175-70-Ⓟ 1.6, 1.8, 1.9D, 1.9TD  Exc. 2.0, 2.0-16V	3.97- 01	733032 733031	743034	333839 333838		323839 323838	341166	551060	241008
 2.0, 2.0-16V	93- 2.97 3.97- 01	733032 733031	743034	333839 333838		323839 323838	341166	551060	241008
 	93- 2.97 3.97-	733032 733031	743034	333839 333838		323839 323838	341166	551060	241008
 	3.97-	733032 733031	743034	333839 333838		323839 323838	341166	551060	241008
 	94- 2.97 3.97-	733032 733031	743034	333839 333838		323839 323838	341166	551060	241008

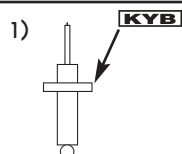
### 405

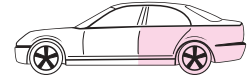
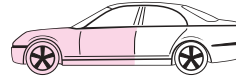
 Exc. MI 16, GRI, SRI,	87- 96	734031	741058	333829		324014	341102	551053	351014
 MI 16, GRI, SRI Exc.	87- 96	734031	741058	333829		324014	341102	551053	351014

## Seat (E)

### Ibiza, Cordoba

1.0, 1.05, 1.4 (6K, 6K/C) 1.9SDI (50kw)	93- 8.99	734039	741063 <sup>1)</sup>	333712		324025	343274		353021
1.6, 1.8 (6K, 6K/C) 1.9D, 1.9TD (47kw, 55kw) Exc. 1.8-16V, 1.9 TDI	93- 8.99	734039	741063 <sup>1)</sup>	333712		324025	343274		353021
1.9 TDI (66kw, 81kw) (6K, 6K/C)	96- 8.99	734039	741063 <sup>1)</sup>	334810		324025	343274		353021





MODEL FAHRZEUG MODELE	YEAR JAHR ANNEE	FRONT	REAR	FRONT/VORNE/AVANT			REAR/HINTEN/ARRIERE		
				EXCEL-G* Twin-tube Gas	GAS-A-JUST Mono-tube Gas	ULTRA SR	EXCEL-G* Twin-tube Gas	GAS-A-JUST Mono-tube Gas	ULTRA SR

## Seat (E)

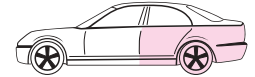
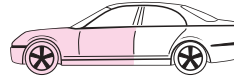
Leon									
 1.4, 1.6 Exc. Sport sus., , Capra	10.99-	734033	743029	333713		324016	343348	553304	243039
 1.6, 1.8T, 1.9Sdi, 1.9TDI Exc. Sport sus., , Capra	10.99-	734033	743029	334812		324016	343348	553304	243039
 ⊕ Sport sus. Exc. Capra	10.99-	734033	743029	334812		324016		553304	243039

Toledo									
1.6, 1.8, 2.0 (1L) 1.9D, 1.9TD (47kw, 50kw, 55kw) Exc.1.8i-16V, 2.0i-16V, 1.9TDI	91- 99	734039	741062 <sup>1)</sup>	333712		324025	343191		353013
1.9 TDI (66kw, 81kw) (1L)	95- 99	734039	741062 <sup>1)</sup>	334810		324025	343191		353013
1.8i-16V GT (1L) 2.0i-16V, 2.0i-16V GT	91- 99	734039	741062 <sup>1)</sup>	334810		324025	343191		353013
1.6 (1M) Exc. Sport sus.,	99-	734033	743029	333713		324016	343348	553304	243039
1.8-20V, 2.3-V5, 1.9 TDI (1M) Exc. Sport sus.,	99-	734033	743029	334812		324016	343348	553304	243039
⊕ Sport sus. (1M) 1.6, 1.8-20V, 2.3-V5, 1.9 TDI	99-	734033	743029	334812		324016		553304	243039

## Subaru (J)

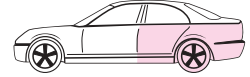
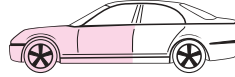
Impreza  (GC/GD),  (GF/GG)									
(GC/GF8*L8) 2.0 Turbo	92- 7.98	734007 734006	733011 733010	334256 334255			334110 334109		
(GC/GF8*L8) 2.0 Turbo	8.98-12.00	734007 734006	733011 733010	334256 334255			334110 334109		
(GD) 2.0, 2.0 Turbo WRX Exc. WRX-STi	10.00-10.02	734035 734034	734037 734036	334305 334304		324027 324026	334307 334306		324029 324028



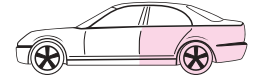
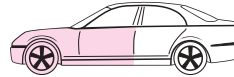


MODEL FAHRZEUG MODELE	YEAR JAHR ANNEE	FRONT	REAR	FRONT/VORNE/AVANT			REAR/HINTEN/ARRIERE		
				EXCEL-G* Twin-tube Gas	GAS-A-JUST Mono-tube Gas	ULTRA SR	EXCEL-G* Twin-tube Gas	GAS-A-JUST Mono-tube Gas	ULTRA SR
<b>Suzuki (J)</b>									
<b>Jimny</b>									
1.3   (SN413: JA33, JB33) JSAFJA33***, JSAFJB33***	98-	743035	743036	343287			343288		
<b>Jimny/Samurai (SJ)</b>									
Jimny (LJ 10, 20, LJ 81)	70- 77	743037	743038	343185	553107		343153	553106	
Jimny/Samurai (SJ 30, SJ 410, SJ 413)	5.81- 88	743037	743038	343185	553107		343153	553106	
<b>SJ413/SJ419 Samurai, Santana SJ413</b>									
1.3 SJ413 Samurai, Santana	88-	743037	743038	343185	553107		343153	553106	
<b>Vitara (  JSAE TA/TD..., 2S3TA... )</b>									
1.6   Incl.  (TA0: SE 416) 1.6  Incl.  (TD0: SE 416) →TA/TD 0##01110000	96- 96-	731002 731001	743017	334140 334139			343247	553158	
2.0-V6  Incl.  (TD1: SV620) 2.0 TD  Incl.  (TD3: SV420 D)	96- 96-	731002 731001	743017	334140 334139			343247	553158	
<b>Santana SE416 Vitara (  :  VSEOSJ..., VSEE TV/TW... )</b>									
1.6   Incl.  (JJ/JV61,TV0) 1.6  Incl.  (TWO)	89- 89-	731002 731001	743017	334140 334139			343247	553158	
<b>X-90</b>									
1.6  Incl.  (LA 1) 1.6  Incl.  (LB 1)	96- 96-	731002 731001	743017	334140 334139			343247	553158	
<b>Toyota (J)</b>									
<b>Avensis  ,  , </b>									
1.6,1.8,2.0 (AT220, AT221, ST220) 2.0 Diesel Turbo (CT220)	10.97- 7.99	734045 734044	734047 734046	334204 334203			334206▼ 334205▼		
							334330 334329		
1.6,1.8,2.0 (AT220, AT221, ST220) 2.0 Diesel Turbo (CT220)	7.99- 7.00	734045 734044	734047 734046	334204 334203			334330 334329		
VVTi 1.6, 1.8, 2.0 (ZZT220,ZZT221,AZT220)		734045 734044	734047 734046	334204 334203			334330 334329		

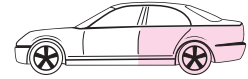
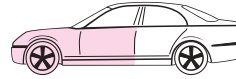




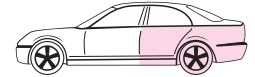
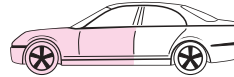
MODEL FAHRZEUG MODELE	YEAR JAHR ANNEE	FRONT	REAR	FRONT/VORNE/AVANT			REAR/HINTEN/ARRIERE		
				EXCEL-G* Twin-tube Gas	GAS-A-JUST Mono-tube Gas	ULTRA SR	EXCEL-G* Twin-tube Gas	GAS-A-JUST Mono-tube Gas	ULTRA SR
<b>Toyota (J)</b>									
<b>Avensis</b>									
2.0 D-4D (CDT220)	7.00-12.02	734045 734044	734047 734046	334204 334203			334330 334329		
<b>Celica</b>									
<sup>(2WD)</sup> 1.8 (AT 200), 2.0 (ST 202)	94- 99	765017	734026 734025	365092			334126 334125		
1.8 (ZZT230)	8.99-10.99	734022 734021	741041	334278 334277			341277		
1.8 (ZZT230)	10.99- 8.00	734022 734021	741056	334278 334277			341278		
1.8 (ZZT23#)	8.00-	734022 734021	741056	334278 334277			341278		
<b>Corolla</b> (No. = JT153..., JTB53...),  (No. = JT172..., JTB72...) (4.97-9.01)									
 1300-16V, 1600-16V (EE111, AE111) 1400-16V, 1600-16V (ZZE111, ZZE112) Exc. Rough Road Package	4.97-10.99 10.99- 9.01	733039 733038	734043 734042	333237 333236			334179 334178		
<b>Corolla</b> <sup>(J)</sup> (No. = JT152..., JTB52...),  (No. = JT164..., JTB64...) (4.97-9.01)									
 1300-16V, 1600-16V (EE111, AE111) 1400-16V, 1600-16V (ZZE111, ZZE112) Exc. Rough Road Package	4.97-10.99 10.99-	733039 733038	734043 734042	333237 333236			334179 334178		
<b>Corolla</b> <sup>(GB)</sup> (No. = SB164...) (4.97-11.01)									
1300-16V, 1600-16V (EE111, AE111)	1.99- 7.99	733039 733038	734043 734042	333237 333236			334179 334178		
<b>Land Cruiser</b>									
KZJ90 3.0 Diesel VZJ90 3.4	96-12.98	741068	743041	341232			344288		
KZJ90 3.0 Diesel VZJ90 3.4	1.99-	741068	743041	341232			344288		
KZJ95 3.0 Diesel VZJ95 3.4	96- 1.98	741068	743041	341232			344288		
KZJ95 3.0 Diesel VZJ95 3.4	2.98-	741068	743041	341232			344288		



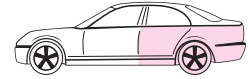
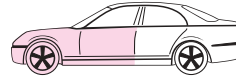
MODEL FAHRZEUG MODELE	YEAR JAHR ANNEE	FRONT	REAR	FRONT/VORNE/AVANT			REAR/HINTEN/ARRIERE			
				EXCEL-G* Twin-tube Gas	GAS-A-JUST Mono-tube Gas	ULTRA SR	EXCEL-G* Twin-tube Gas	GAS-A-JUST Mono-tube Gas	ULTRA SR	
<b>Toyota (J)</b>										
<b>MR 2</b>										
2.0-16V Incl. ⊕ ABS	(SW20)	90- 00	765015	765016	365099			365100		
<b>Yaris</b>										
1.0	(SCP10)	3.99- 5.02	733026	743028	333258▼ 333368		323044	343295		353015
1.3	(NCP10)	3.99- 5.02								
1.4TD	(NLP10)	10.01- 5.02								
1.0	(SCP10)	5.02-	733042	743028	333368		323058	343804		353015
1.3	(NCP10)	5.02-								
1.4TD	(NLP10)	5.02-								
1.5	(NCP13)	1.01- 5.02	733042	743043	333368		323058	343805		353024
1.5	(NCP13)	5.02-	733042	743043	333368		323058	343805		353024
<b>Vauxhall (GB)</b>										
<b>Astra</b>										
 		2.80- 8.84	765021	743030	365025▼ 365501		375009	343047	553075	243014
  Exc. GTE		9.84- 91	765021	743030	365025		375009	343047	553075	243014
 1.8 GTE		9.84- 91	765021	743030	365025▼ 365501		375009	343047	553075	243014
  Exc. 1.8 i/2.0i SRi, GSi		8.91- 98	765019	743030	365078▼ 365504		375034	343047	553075	243014
 1.8 i/2.0i SRi, GSi  		8.91- 98	765019	743030	365078▼ 365504		375034	343047	553075	243014
<b>Calibra</b>										
2.0 i  ,		90- 98	765018	743031	365071▼ 365503		375032	343259	553182	353011
Exc. 16V, 16V-Turbo										
2.0 i-16V  ,		90- 98	765018	743031	365071▼ 365503		375032	343259	553182	353011
2.0 i-16V Turbo										
<b>Cavalier, Vectra</b>										
  Exc. 2000-16 V, 2.5-V6		9.88- 95	765018	743030	365071▼ 365503		375032	343047	553075	243014
									Exc.	



MODEL FAHRZEUG MODELE	YEAR JAHR ANNEE	FRONT	REAR	FRONT/VORNE/AVANT			REAR/HINTEN/ARRIERE		
				EXCEL-G* Twin-tube Gas	GAS-A-JUST Mono-tube Gas	ULTRA SR	EXCEL-G* Twin-tube Gas	GAS-A-JUST Mono-tube Gas	ULTRA SR
<b>Vauxhall (GB)</b>									
<b>Cavalier, Vectra</b>									
2000-16 V (2WD) (1.8=20XE, C 20XE) P1000001 → P5000001 → P7000001 →	93- 95	765018	743030	365071 ▼ 365503		375032	343047	553075	243014
								Exc.	
(2WD) 2.5i -V6	93- 95	765018	743030	365071 ▼ 365503		375032	343047	553075	243014
								Exc.	
<b>Nova, Corsa </b>									
Nova Exc. GTE, GSi	83- 2.93	733030	743032	333831		323034	343265	553155	353012
Nova GTE, GSi	83- 2.93	733030	743032	333831		323034	343265	553155	353012
Corsa Exc. GSi, Sport	3.93-	733030	743032	333831		323034	343265	553155	353012
Corsa GSi, Sport	3.93-	733030	743032	333831		323034	343265	553155	353012
<b>Volkswagen (D)</b>									
<b>Bora </b>									
(2WD) 1.4,1.6 Exc. Sport sus.,	(1J) 9.97-	734033	743029	333713		324016	343348	553206	243037
(2WD) 1.8,1.8, Turbo,2.0,2.3,1.9 SDI,1.9TDI Exc. Sport sus.,	(1J) 9.97-	734033	743029	334812		324016	343348	553206	243037
(2WD) ⊕ Sport sus.,	(1J) 9.97-	734033	743029	334812		324016		553206	243037
<b>Bora Variant </b>									
(2WD) ⊕ Sport sus.,	(1J) 99-	734033	743029	334812		324016		553206	243037
<b>Corrado</b>									
1.8-16V 2.0-16V 1.8 G 60	(531) 4.89- 7.92 8.91-12.95 9.88- 9.93	734039	741062 <sup>1)</sup>	334810		324025	343258		353013
1)									



MODEL FAHRZEUG MODELE	YEAR JAHR ANNEE	FRONT	REAR	FRONT/VORNE/AVANT			REAR/HINTEN/ARRIERE		
				EXCEL-G* Twin-tube Gas	GAS-A-JUST Mono-tube Gas	ULTRA SR	EXCEL-G* Twin-tube Gas	GAS-A-JUST Mono-tube Gas	ULTRA SR
<b>Volkswagen (D)</b>									
<b>Corrado</b>									
VR 6 (531)	8.91-12.95	734039	741062 <sup>1)</sup>	334810		324025	343191		353013
<b>Golf II, Jetta II  Exc. </b>									
(2WD) Golf Jetta → 1 G LW 320000 Exc. GTI, GTI 16 V, G 60	8.83-12.89 3.84-12.89	734039	741062 <sup>1)</sup>	333712		324025	343191		353013
(2WD) Golf /Jetta 1 G LW 320001 → Exc. GTI, GTI 16V,G60	1.90- 92	734039	741062 <sup>1)</sup>	333712		324025	343191		353013
(2WD) Golf GTI Exc. 16V, G 60 Jetta GTi, GT 16V	8.83-12.89 3.84-12.89	734039	741062 <sup>1)</sup>	333712		324025	343191		353013
(2WD) Golf GTI Exc. 16V, G60 Jetta GTi, GT 16V	1.90- 92 1.90- 92	734039	741062 <sup>1)</sup>	333712		324025	343191		353013
(2WD) Golf GTI 16V	2.86-12.89	734039	741062 <sup>1)</sup>	333712		324025	343258		353013
(2WD) Golf GTI 16V	1.90- 92	734039	741062 <sup>1)</sup>	333712		324025	343258		353013
(2WD) Golf 1.8 GTI G60	10.89- 7.91	734039	741062 <sup>1)</sup>	334810		324025	343258		353013
(4WD) Golf Syncro Exc. Rally, Country Jetta Syncro	2.86-12.89 8.87-12.89	734039	741063 <sup>1)</sup>	333712		324025	343274		
(4WD) Golf Syncro Exc. Rally, Country Jetta Syncro	1.90- 92 1.90- 92	734039	741063 <sup>1)</sup>	333712		324025	343274		
<b>Golf III, Vento  Exc. </b>									
(2WD) (1H) Golf, Vento 1.4i, 1.6i, 1.8i 1.9 Diesel, 1.9 Turbo Diesel, 1.9 TDI Incl. GT	9.91- 98	734039	741062 <sup>1)</sup>	333712		324025	343191		353013
(2WD) (1H) Golf, Vento 2.0 GTi, 2.0-16V GTi, 2.8V R6	9.91- 98	734039	741062 <sup>1)</sup>	334810		324025	343258		353013
1) <b>KYB</b>									



MODEL FAHRZEUG MODELE	YEAR JAHR ANNEE	FRONT	REAR	FRONT/VORNE/AVANT			REAR/HINTEN/ARRIERE		
				EXCEL-G* Twin-tube Gas	GAS-A-JUST Mono-tube Gas	ULTRA SR	EXCEL-G* Twin-tube Gas	GAS-A-JUST Mono-tube Gas	ULTRA SR

## Volkswagen (D)

### Golf IV

(1J) 1.4, 1.6 Exc. Sport sus.,	9.97-	734033	743029	333713		324016	343348	553206	243037
(1J) 1.8, 1.8, Turbo, 2.0, 2.3, 1.9 SDI, 1.9 TDI Exc. Sport sus.,	9.97-	734033	743029	334812		324016	343348	553206	243037
(1J) ⊕ Sport sus.,	9.97-	734033	743029	334812		324016		553206	243037

### Golf IV Variant

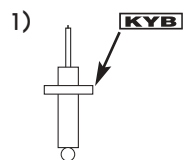
(1J) ⊕ Sport sus.,	99-	734033	743029	334812		324016		553206	243037
-----------------------	-----	--------	--------	--------	--	--------	--	--------	--------

### Golf Cabrio

Golf III  Incl. Sport sus.	(1H) 9.93- 2.98	734039	741062 <sup>1)</sup>	334810		324025	343191		353013
Golf IV  Incl. Sport sus.	(1H) 3.98-	734039	741062 <sup>1)</sup>	334810		324025	343191		353013

### Polo, Derby



 1.0, 1.05, 1.3, 1.4, 1.6, 1.7 SDI, 1.9D, 1.9 SDI	9.94-10.99	734039	741063 <sup>1)</sup>	333712		324025	343274		353021
Classic 1.4, 1.6, 1.7 SDI	95-	734039	741063 <sup>1)</sup>	333712		324025	343274		353021
Classic 1.9 SDI, 1.9 TDI	95-	734039	741063 <sup>1)</sup>	334810		324025	343274		353021



**Numerical Listing**

**Numerische Liste**



**Liste Numerique**

NUMERICAL LISTING NUMERISCHE LISTE LISTE NUMERIQUE			
 VEHICLE FAHRZEUG VEHICULE		 VEHICLE FAHRZEUG VEHICULE	
<b>Excel-G Sealed Strut (23/33 - Series)</b>			
<b>234000 Series</b>			
234019 ▼	GM Lumina APV Mini Van, Trans Sport Mini Van - F (Changed to 333145)	332006	Nissan Cherry - F (L)
234901	Chrysler Neon - R	332007	Nissan Sunny - F (R)
234902	Chrysler Neon - F	332008	Nissan Sunny - F (L)
		332009	Mazda 323 (BD) - R (R)
		332010	Mazda 323 (BD) - R (L)
		332011	Toyota Corolla - R (R)
		332012	Toyota Corolla - R (L)
		332016	Suzuki Alto - F
		332017	Mazda 323 (BF) - R (R)
		332018	Mazda 323 (BF) - R (L)
<b>235000 Series</b>			
235011	Ford Taurus, Sable Sedan - R (Changed to 334325)	332019	Mazda 323 (BF) - R (R)
235044 ▼	Chrysler Voyager, Mini Van, Town & Country, Caravan - F (Changed to 235901)	332020	Mazda 323 (BF) - R (L)
235045 ▼	Chrysler Le Baron, Saratoga - F (Changed to 235902)	332021	Toyota Corolla - R
235609 ▼	Ford Windstar Mini Van - F (Changed to 235903)	332022	Suzuki Swift - F (R)
235610	Chrysler Stratus, Cirrus - F	332023	Suzuki Swift - F (L)
235611	Chrysler Stratus, Cirrus - R	<b>332024</b>	<b>Discontinued (Changed to 332060)</b>
235615 ▼	Chrysler Neon - R (Changed to 234901)	332025	Nissan Micra/March (K10) - F (L) ; RH 332060
235616 ▼	Chrysler Neon - F (Changed to 234902)	332026	Nissan Sunny (B12, N13) - R (R)
235626	PT Cruiser - F	332027	Nissan Sunny (B12, N13) - R (L)
235627	Chrysler Neon - F (02-)	332028	Nissan Sunny (B12, N13) - F (R)
235628	Chrysler Neon - R (02-)	332029	Nissan Sunny (B12, N13) - F (L)
235629	Chrysler Neon - R (02-)	332030	Honda Civic - F (R)
235901	Chrysler Voyager, Mini Van, Town & Country, Caravan - F	332031	Honda Civic - F (L)
235902	Chrysler Le Baron, Saratoga - F	332032	Honda Civic - R (R)
235903	Ford Windstar Mini Van - F	332033	Honda Civic - R (L)
		332034	Isuzu Gemini - F (R)
		332035	Isuzu Gemini - F (L)
		332038	Nissan Sunny (B12, N13) - F (R)
		332039	Nissan Sunny (B12, N13) - F (L)
		332040	Honda Civic - R
<b>331000 Series</b>			
331001	Honda Accord - R	332043	Daihatsu Charade - F (R)
331002	Renault R21 Berline, Nevada - F	332044	Daihatsu Charade - F (L)
331003	Nissan 200SX - F (R); LH 331005	332045	Daihatsu Charade - R (R)
<b>331004</b>	<b>Discontinued (Changed to 331005)</b>	332046	Daihatsu Charade - R (L)
331005	Nissan 200SX - F (L); RH 331003	332049	Suzuki Swift - F (R)
331008	Honda Civic 5door - F (01-)	332050	Suzuki Swift - F (L)
331009	Honda Civic 5door - F (01-)	332051	Suzuki Swift - R
331010	Honda Civic Tyoe R - F (01-)	332052	Suzuki Swift - F (R)
331011	Honda Civic Tyoe R - F (01-)	332053	Suzuki Swift - F (L)
331012	Honda Stream - F (01-)	332054	Mazda 121 - F (R)
331013	Honda Stream - F (01-)	332055	Mazda 121 - F (L)
331014	Nissan Primera (P12) - F (R)	332056	Nissan Sunny (N14) - R (R)
331015	Nissan Primera (P12) - F (L)	332057	Nissan Sunny (N14) - R (L)
331018	Toyota Celica - F (R)	332058	Nissan Sunny (N14) - R (R)
331019	Toyota Celica - F (L)	332059	Nissan Sunny (N14) - R (L)
331900	Alfa Romeo 147, 156 - F	332060	Nissan Micra/March (K10) - F (R) ; LH 332025
		332061	Nissan Micra/March (K11) - F (R)
		332062	Nissan Micra/March (K11) - F (L)
		332063	Nissan Primera Estate - F (R)
		332064	Nissan Primera Estate - F (L)
<b>332000 Series</b>			
<b>332001</b>	<b>Discontinued (Changed to 332801)</b>	332066	Daihatsu Charade - R (R)
332002	Toyota Tercel/Corsa - R (R)	332067	Daihatsu Charade - R (L)
332003	Toyota Tercel/Corsa - R (L)	332068	Mazda 121 - F (R)
332004	Ford Fiesta, Fiesta Van - R	332069	Mazda 121 - F (L)
332005	Nissan Cherry - F (R)		

NUMERICAL LISTING NUMERISCHE LISTE LISTE NUMERIQUE			
	VEHICLE FAHRZEUG VEHICULE		VEHICLE FAHRZEUG VEHICULE
<b>KYB</b>		<b>KYB</b>	
332078	Daihatsu Charade (G200) - F (R)	333020	Citroën LNA, Visa, C15, Peugeot 104 - F, Talbot Samba - F
332079	Daihatsu Charade (G200) - F (L)	333021	A - Rover Triumph, Honda Civic, Quintet - F
332080	Hyundai Accent (X3) - R (R)	333022	A - Rover Triumph, Honda Civic, Quintet - R (R)
332081	Hyundai Accent (X3) - R (L)	333023	A - Rover Triumph, Honda Civic, Quintet - R (L)
332082	Subaru Vivio 2WD - F (R)	333024	Mitsubishi Colt, Lancer, Proton Saga, MPI - F
332083	Subaru Vivio 2WD - F (L)	333025	Mazda 323 (BW12, BF) - F (R)
332084	Subaru Vivio 2WD - R (R)	333026	Mazda 323 (BW12, BF) - F (L)
332085	Subaru Vivio 2WD - R (L)	333027	Mazda 626 - R
332086	Subaru Vivio 2WD - R (R)	333028	Mazda 626 - F (R)
332087	Subaru Vivio 2WD - R (L)	333029	Mazda 626 - F (L)
332088	Toyota Corolla - R (R)	333030	Rover 200, Honda Civic, CR -X - F (R)
332089	Toyota Corolla - R (L)	333031	Rover 200, Honda Civic, CR -X - F (L)
332092	Suzuki Wagon R+ - F (R)	333032	Honda Accord - F (R)
332093	Suzuki Wagon R+ - F (L)	333033	Honda Accord - F (L)
332094	Hyundai Accent - R (R)	333034	Nissan Sunny (B11), Prairie - F (R)
332095	Hyundai Accent - R (L)	333035	Nissan Sunny (B11), Prairie - F (L)
332100	Daewoo Matiz - F (R)	333036	Discontinued (Changed to 333833)
332101	Daewoo Matiz - F (L)	333037	Mitsubishi Colt, Lancer - F
332102	Daihatsu Cuore/Domino, Move - F (R)	333038	Discontinued (Changed to 333802)
332103	Daihatsu Cuore/Domino, Move - F (L)	333039	Discontinued (Changed to 333814, 333815)
332104	Daihatsu Sirion/Storia - F (R)	333040	Discontinued (Changed to 333803)
332105	Daihatsu Sirion/Storia - F (L)	333041	Discontinued (Changed to 333832)
332106	Honda Logo - F (R)	333043	Zastava Yugo - F
332107	Honda Logo - F (L)	333044	Ford Fiesta - F
332108	Hyundai Accent (LC) - R (R)	333045	Discontinued (Changed to 333051)
332109	Hyundai Accent (LC) - R (L)	333046	Discontinued (Changed to 333052)
332110	Daihatsu Sirion (M101, M111), YRV - F(R)	333047	Fiat Ritmo, Regata, Seat Ritmo/Strada - R
332111	Daihatsu Sirion (M101, M111), YRV - F(L)	333048	Fiat Ritmo, Regata - F
332800 ▼	Fiat Cinquecento - F (Changed to 333731)	333049	Discontinued (Changed to 333807)
332801	Ford Escort, Orion - R	333050	Discontinued (Changed to 333157)
		333051	Toyota Corolla - R (R)
<b>333000 Series</b>			
333001	Discontinued (Changed to 333801)	333052	Toyota Corolla - R (L)
333002	Toyota Carina II - R (R)	333053	Nissan Sunny (N13, B12) - R (R)
333003	Toyota Carina II - R (L)	333054	Nissan Sunny (N13, B12) - R (L)
333004	Auto Bianchi A112, Lancia A112 - F	333055	Mazda 626 - F (R)
333005	Auto Bianchi/Lancia A112 - R, Fiat/Fiat Polski/Seat 127 - R	333056	Mazda 626 - F (L)
333006	Ford Fiesta, Fiesta Van - F	333058	Discontinued (Changed to 333804)
333007	Mazda 323 (BD) - F (R)	333059	Renault R5 - F
333008	Mazda 323 (BD) - F (L)	333060	Renault R5 - F
333009	Fiat Ritmo, Seat Ritmo/Strada - F	333061	Renault R5 - F
333010	Discontinued (Changed to 333047)	333062	Discontinued (Changed to 333812)
333011	Toyota Camry - R (R)	333063	Toyota Carina II - R (R)
333012	Toyota Camry - R (L)	333064	Toyota Carina II - R (L)
333013	Fiat 128, Seat 128, Fiat Polski 101 - F, Zastava 101 - F	333067	Toyota Starlet - F (R)
333014	Fiat/Fiat Polski/ Seat 127 - F	333068	Toyota Starlet - F (L)
333015	Fiat/Seat 128, Fiat Polski 101 - R, Zastava 101, Yugo - R	333069	Discontinued (Changed to 333813)
333016	Fiat 131, Seat 131- F	333072	Mazda 323 (BW12) - R (R)
333017	Fiat 131, Seat 131- F	333073	Mazda 323 (BW12) - R (L)
333018	Fiat 131- F	333074	Ford Escort Van - F
333019	Ford Sierra - F	333075	A - Rover Maestro, Montego - F
		333076	Ford Fiesta - F
		333077	Discontinued (Changed to 333834)





NUMERICAL LISTING NUMERISCHE LISTE LISTE NUMERIQUE			
<b>KYB</b>	VEHICLE FAHRZEUG VEHICULE	<b>KYB</b>	VEHICLE FAHRZEUG VEHICULE
333078	Mitsubishi Colt, Lancer - F	333154	Daihatsu Charade - R (L)
333079	Ford Escort, Orion - R	333156	Hyundai Pony, Excel, S - Coupé - F
333080	Discontinued (Changed to 333805)	333157	Discontinued (Changed to 333831)
333081	Mazda 323 (BG) - R (R)	333158	Subaru L Series - F (R)
333082	Mazda 323 (BG) - R (L)	333159	Subaru L Series - F (L)
333083	Discontinued (Changed to 333130)	333160	Subaru L Series - F
333084	Discontinued (Changed to 333131)	333166	Discontinued (Changed to 333190)
333085	Mazda 323 (BF) - R (R)	333167	Discontinued (Changed to 333191)
333086	Mazda 323 (BF) - R (L)	333170	Daihatsu Applause - F (R)
333087	Mazda 323 (BG)- F (R)	333171	Daihatsu Applause - F (L)
333088	Mazda 323 (BG)- F (L)	333172	Daihatsu Applause - R (R)
333089	Nissan Sunny, 100NX, Sunny Traveller - F (R)	333173	Daihatsu Applause - R (L)
333090	Nissan Sunny, 100NX, Sunny Traveller - F (L)	333174	Daihatsu Applause - R (R)
333091	Nissan Sunny, Sunny Traveller - F (R)	333175	Daihatsu Applause - R (L)
333092	Nissan Sunny, Sunny Traveller - F (L)	333176	Honda Prelude - R (R)
333093	Discontinued (Changed to 333126)	333177	Honda Prelude - R (L)
333094	Discontinued (Changed to 333127)	333178	Mazda 323, 323F, 323P (BA) - F (R)
333095	Discontinued (Changed to 333132)	333179	Mazda 323, 323F, 323P (BA) - F (L)
333096	Discontinued (Changed to 333133)	333180	Mazda 323, 323F, 323P (BA) - R (R)
333097	Mazda 323, 323F (BG) - R (R)	333181	Mazda 323, 323F, 323P (BA) - R (L)
333098	Mazda 323, 323F (BG) - R (L)	333182	Mazda 323, 323F (BA) - F (R)
333099	Discontinued (Changed to 333840)	333183	Mazda 323, 323F (BA) - F (L)
333100	Volvo Car 440, 460 - F (R)	333184	Mazda 323, 323F (BA) - R (R)
333101	Volvo Car 440, 460 - F (L)	333185	Mazda 323, 323F (BA) - R (L)
333102	Volvo Car 480 - F	333186	Discontinued (Changed to 333213)
333103 ▼	Nissan Primera - R (R) (Changed to 333282)	333187	Discontinued (Changed to 333214)
333104 ▼	Nissan Primera - R (L) (Changed to 333283)	333188	Discontinued (Changed to 333215)
333105	Discontinued (Changed to 333197)	333189	Discontinued (Changed to 333216)
333106	Discontinued (Changed to 333198)	333190	Rover 800, Honda Legend - R (R)
333107	Toyota Carina E - R (R)	333191	Rover 800, Honda Legend - R (L)
333108	Toyota Carina E - R (L)	333192	Nissan Almera (N15) - F (R)
333109	Kia Sephia - F (R)	333193	Nissan Almera (N15) - F (L)
333110	Kia Sephia - F (L)	333194	Subaru Justy, Suzuki Swift - F (R)
333111	Kia Sephia - R	333195	Subaru Justy, Suzuki Swift - F (L)
333112	Toyota Carina E - R (R)	333196	Subaru Justy, Suzuki Swift - R
333113	Toyota Carina E - R (L)	333197	Toyota Carina E - F (R)
333114	Toyota Corolla - F (R)	333198	Toyota Carina E - F (L)
333115	Toyota Corolla - F (L)	333199	Daihatsu Charade (G200) - R (R)
333116	Toyota Corolla - R (R)	333200	Daihatsu Charade (G200) - R (L)
333117	Toyota Corolla - R (L)	333205	Hyundai Lantra, Elantra, Coupé - F (R)
333118	Toyota Corolla - F (R); CR 363060	333206	Hyundai Lantra, Elantra, Coupé - F (L)
333119	Toyota Corolla - F (L); CR 363060	333207	Hyundai Lantra, Coupé - R (R)
333122	Mitsubishi Lancer - F (R)	333208	Hyundai Lantra, Coupé - R (L)
333123	Mitsubishi Lancer - F (L)	333209	Toyota Starlet (EP9), Paseo - F (R)
333124	Mitsubishi Colt, Lancer, Proton Persona - F (R)	333210	Toyota Starlet (EP9), Paseo - F (L)
333125	Mitsubishi Colt, Lancer, Proton Persona - F (L)	333211	Hyundai Accent (X3) - F (R)
333126	Mazda 323 (BG) - F (R)	333212	Hyundai Accent (X3) - F (L)
333127	Mazda 323 (BG) - F (L)	333213 ▼	Suzuki Baleno - F(R) (Changed to 333312)
333130	Mazda 323F (BG) - F (R)	333214 ▼	Suzuki Baleno - F(L) (Changed to 333313)
333131	Mazda 323F (BG) - F (L)	333215	Suzuki Baleno - R (R)
333132	Mazda 323, 323F (BG) - R (R)	333216	Suzuki Baleno - R (L)
333133	Mazda 323, 323F (BG) - R (L)	333221	Mitsubishi Carisma - F (R)
333145	GM Century, Special, Celebrity - F	333222	Mitsubishi Carisma - F (L)
333153	Daihatsu Charade - R (R)	333223	Austin Rover Maestro, Montego - F

NUMERICAL LISTING NUMERISCHE LISTE LISTE NUMERIQUE			
	VEHICLE FAHRZEUG VEHICULE		VEHICLE FAHRZEUG VEHICULE
333224	Mitsubishi Colt, Lancer, Proton Compact - F (R)	333286	Toyota Corolla - R (R)
333225	Mitsubishi Colt, Lancer, Proton Compact - F (L)	333287	Toyota Corolla - R (L)
333226	Subaru L Series - F	333298	Hyundai Atos, Atos Prime - F (R)
333227	Subaru L Series - F	333299	Hyundai Atos, Atos Prime - F (L)
333228	Subaru L Series XT - F (R)	333304	Hyundai Accent (LC) - F (R)
333229	Subaru L Series XT - F (L)		
333230	Subaru L Series - F (R)	333305	Hyundai Accent (LC) - F (L)
333231	Subaru L Series - F (L)	333306	Opel Agila, Suzuki Wagon R+, Vauxhall Agila - F (R)
333232	Subaru L Series - F (R)	333307	Opel Agila, Suzuki Wagon R+ - F(L), Vauxhall Agila - F
333233	Subaru L Series - F (L)	333308	Nissan Almera (N16) - F (R)
333234	Subaru L Series - F (R)	333309	Nissan Almera (N16) - F (L)
333235	Subaru L Series - F (L)	333310	Nissan Almera (N16E) - F (R)
333236	Toyota Corolla - F (R)	333311	Nissan Almera (N16E) - F (L)
333237	Toyota Corolla - F (L)	333312	Suzuki Baleno - F (R)
333238	Nissan Almera - F (R)	333313	Suzuki Baleno - F (L)
333239	Nissan Almera - F (L)	333314	Kia Carens, Kia Shuma (with stabilizer bracket) - F (R)
333244	Daihatsu Charade, Gran Move - F(R)	333315	Kia Carens, Kia Shuma (with stabilizer bracket) - F (L)
333245	Daihatsu Charade, Gran Move - F(L)	333316	Kia Shuma II - F (R)
333246	Daihatsu Charade, Gran Move - R(R)	333317	Kia Shuma II - F (L)
333247	Daihatsu Charade, Gran Move - R(L)	333320	Toyota MR2 (W3) - F (R)
333248	Daihatsu Move - F (R)	333321	Toyota MR2 (W3) - F (L)
333249	Daihatsu Move - F (L)	333322	Nissan Almera Tino - F (R)
333250	Mazda MX-3 - F (R)	333323	Nissan Almera Tino - F (L)
333251	Mazda MX-3 - F (L)	333324	Nissan Almera Tino - F (R)
333252	Mazda MX-3 - R (R)	333325	Nissan Almera Tino - F (L)
333253	Mazda MX-3 - R (L)	333326	Nissan Almera Tino - F (R)
333254	Daewoo Nubira - R (R)	333327	Nissan Almera Tino - F (L)
333255	Daewoo Nubira - R (L)	333331	Honda Jazz - F (R)
333256	Hyundai Atos - F (R)	333332	Honda Jazz - F (L)
333257	Hyundai Atos - F (L)	333346	Suzuki Ignis - F (R)
333258	Toyota Yaris - F	333347	Suzuki Ignis - F (L)
333259 ▼	Seat Leon, Toledo, Skoda Octavia, VW Golf IV, Bora - F (Changed to 333713)	333350	Mazda 323 - F (R)
333262	Kia Shuma - F (R)	333351	Mazda 323 - F (L)
333263	Kia Shuma - F (L)	333354	Suzuki Liana (ER) - F (R)
333264	Kia Carens, Kia Shuma - R (R)	333355	Suzuki Liana (ER) - F (L)
333265	Kia Carens, Kia Shuma - R (L)	333356	Suzuki Liana (ER) - R (R)
333266	Mazda Demio - F (R)	333357	Suzuki Liana (ER) - R (L)
333267	Mazda Demio - F (L)	333358	Toyota Corolla Sedan/Estate, Corolla Verso - F (R)
333268	Mazda Premacy - F (R)	333359	Toyota Corolla Sedan/Estate, Corolla Verso - F (L)
333269	Mazda Premacy - F (L)	333360	Toyota Prius - F (R)
333272 ▼	Kia Shuma (with stabilizer bracket) - F(L) (Changed to 333315)	333361	Toyota Prius - F (L)
333273 ▼	Kia Shuma (with stabilizer bracket) - F(R) (Changed to 333314)	333364	Kia Shuma II - R (R)
333274	Mazda 323S, 323F (BJ) - F (R)	333365	Kia Shuma II - R (L)
333275	Mazda 323S, 323F (BJ) - F (L)	333366	Hyundai Matrix - F (R)
333276	Mazda 323S, 323F (BJ) - R (R)	333367	Hyundai Matrix - F (L)
333277	Mazda 323S, 323F (BJ) - R (L)	333368	Toyota Yaris 1.5 - F
333278	Toyota Yaris Verso - F	333369	Kia Sephia with ABS - F (R)
333280	Mitsubishi Space Star - F (R)	333370	Kia Sephia with ABS - F (L)
333281	Mitsubishi Space Star - F (L)	333371	Kia Sephia with ABS - R (R)
333282	Nissan Primera (P10) - R (R)	333372	Kia Sephia with ABS - R (L)
333283	Nissan Primera (P10) - R (L)	333379 ◇	Ford Fusion - F (1.04-)
		333380 ◇	Ford Fusion - F (1.04-)
		333383 ◇	Ford Fiesta - F (1.04-)
		333384 ◇	Ford Fiesta - F (1.04-)
		333500	Hyundai Elantra - R (R)

NUMERICAL LISTING NUMERISCHE LISTE LISTE NUMERIQUE			
	VEHICLE FAHRZEUG VEHICULE		VEHICLE FAHRZEUG VEHICULE
<b>KYB</b>		<b>KYB</b>	
333501	Hyundai Elantra - R (L)	333816▼	Ford Fiesta - F (Changed to 333817)
333502	Kia Rio - F (R)	333817	Ford Fiesta - F
333503	Kia Rio - F (L)	333818	Ford Fiesta, Fiesta Van - F
333504	Hyundai Matrix - R (R)	333819▼	Ford Fiesta, Fiesta Courier - F (Changed to 333817)
333505	Hyundai Matrix - R (L)	333820	Ford Escort, Escort Van, Orion - F
333700	Ford Ka - F		
333701	Ford Fiesta - F, Mazda 121 - F	333821	Ford Escort, Escort Van, Orion - F
333702	Ford Fiesta - F, Mazda 121 - F	333822	Ford Fiesta - F
333703	Ford Fiesta - F, Mazda 121 - F	333823	Ford Fiesta, Fiesta Courier - F
333704	Ford Fiesta - F, Mazda 121 - F	333824	Renault Clio - F
333706	Renault Clio I - F	333825	Renault Clio - F
333707	Renault Clio II - F	333826	Ford Escort, Escort Van - F
333708	Renault Clio II - F	333827	Renault Mégane - F
333709	Ford Focus Sedan, Hatchback Estate - F (R)	333828	Citroën Visa, C15, Peugeot 205 - F
333710	Ford Focus Sedan, Hatchback Estate - F (L)	333829	Peugeot 305,405 - F
333711	Fiat Bravo,Brava - F	333830	Peugeot 205 Cabrio, 309 - F
333712	Seat Arosa, Inca, Ibiza, Cordoba, Toledo, VW Lupo, Polo, Polo Caddy, Golf, Jetta, Vento - F	333831	Opel Vauxhall Corsa, Corsa Combo, Tigra - F
333713	Seat Leon, Toledo, Skoda Octavia, VW Golf IV, Bora - F	333832	Ford Sierra - F
333714	Renaut Twingo - F	333833	Fiat Uno - F
333715	Opel/Vauxhall Vectra B - F (R)	333834	Ford Escort Mk III/Orion - F
333716	Opel/Vauxhall Vectra B - F (L)	333835	Skoda Favorit, Forman, Felicia, Pickup - F
333717	Renault Laguna II - F	333836	Citroën ZX - F (R)
333718	Renault Megane II - F	333837	Citroën ZX - F (L)
333721	Nissan Micra (K12) - F (R)	333838	Citroën ZX, Xsara, Berlingo, Peugeot 306, Partner - F (R)
333722	Nissan Micra (K12) - F (L)	333839	Citroën ZX, Xsara, Berlingo, Peugeot 306, Partner - F (L)
333723	Renault Twingo - F (98-)	333840	Seat Ibiza, Malaga - F
333724	Renault Twingo - F (98-)	333841	Ford Escort - F
333729	Peugeot 206 SW - F	333842	Fiat Tipo,Tempira,Bravo,Brava - F
333730	Peugeot 206 SW - F	333843	Fiat Punto - F
333731	Fiat Cinquecento - F	333844	Lancia Delta, Prisma - F
333732	Citroën Xsara estate - F (9.00-)(1.4L)	333845	Lancia Delta, Prisma - R (R)
333733	Citroën Xsara estate - F (9.00-)(1.4L)	333846	Lancia Delta, Prisma - R (L)
333734	Citroën Xsara estate - F (9.00-)(1.6, 1.9, 2.0)	333847	Renault Express - F
333735	Citroën Xsara estate - F (9.00-)(1.6, 1.9, 2.0)	333848	Renault Kangoo - F
333738◇	Peugeot 307 - F (RH)	333849	Renault Clio - F
333739◇	Peugeot 307 - F (LH)	333851	Discontinued (Changed to 333842)
333801	Ford Escort - F	333856	Alfa Romeo Alfa 33 - F (R)
333802	Ford Escort, Orion - F	333857	Alfa Romeo Alfa 33 - F (L)
333803	Ford Fiesta, Fiesta Van - F	333858	Alfa Romeo Alfa 33 - F (R)
333804	Renault R5 - F	333859	Alfa Romeo Alfa 33 - F (L)
333805	Renault R5 - F	333861	Discontinued (Changed to 333843)
333806	Renault R5 Rapid Express - F	333862	Discontinued (Changed to 333843)
333807	Renault R9, R11- F	333863	Discontinued (Changed to 333844)
333808	Renault R19/Chamade - F	333864	Discontinued (Changed to 333845)
333809	Discontinued (Changed to 333824)	333865	Discontinued (Changed to 333846)
333810	Discontinued (Changed to 333825)	333866	Auto Bianchi/Lancia Y10 - F (R)
333811▼	Fiat Panda, Seat Panda, Marbella, Terra, Trans - F (Changed to 333951)	333867	Auto Bianchi/Lancia Y10 - F (L)
333812	Seat Ibiza, Malaga, Ronda - F	333868▼	Fiat Bravo,Brava - F (Changed to 333711)
333813	Seat Ibiza, Malaga - F	333870	Fiat Seicento - F
333814	Seat Ibiza, Malaga, Ronda - R	333871	Fiat Panda 4WD - F
333815	Fiat Ritmo, Seat Ibiza, Malaga - R	333872	Skoda Fabia - F
		333900	Discontinued (Changed to 333950)
		333902	Peugeot 605 - F (R)
		333903	Peugeot 605 - F (L)
		333905	Discontinued (Changed to 333836)

NUMERICAL LISTING NUMERISCHE LISTE LISTE NUMERIQUE			
KYB	VEHICLE FAHRZEUG VEHICULE	KYB	VEHICLE FAHRZEUG VEHICULE
333906	Discontinued (Changed to 333837)	<b>334000 Series</b>	
333907	Discontinued (Changed to 333838)	334001	Mitsubishi Cordia, Tredia, Space Wagon - F
333908	Discontinued (Changed to 333839)	334002	Mitsubishi Galant - F
333909	BMW 3 Series, Compact ( E36) - F (R)	334003	Mitsubishi Galant - F
333910	BMW 3 Series, Compact ( E36) - F (L)	334004	Discontinued (Changed to 333828)
333911 ▼	Renaut Twingo - F (Changed to 333714)	334005	Discontinued (Changed to 333829)
333912 ▼	Opel/Vauxhall Vectra B - F (R) (Changed to 333715)	334006	Toyota Celica - R (R)
333913 ▼	Opel/Vauxhall Vectra B - F (L) (Changed to 333716)	334007	Toyota Celica - R (L)
333914	Lancia Y - F	334008	Nissan Bluebird - F (R)
333915	BMW 3 Series(E36) - F (R)	334009	Nissan Bluebird - F (L)
333916	BMW 3 Series(E36) - F (L)	334010	Nissan Bluebird - F (R)
333917	BMW 3 Series(E36) - F (R)	334011	Nissan Bluebird - F (L)
333918	BMW 3 Series(E36) - F (L)	334013	Toyota Celica - R (R)
333919	BMW 3 Series(E36) - F (R)	334014	Toyota Celica - R (L)
333920	BMW 3 Series(E36) - F (L)	334015	Suzuki Vitara - F (R)
333921	Citroën ZX - F (R)	334016	Suzuki Vitara - F (L)
333922	Citroën ZX - F (L)	334017	Mercedes Benz W/C/S124, W201- F
333925	Peugeot 406 - F (R)	334018	Ford Scorpio/Granada - F
333926	Peugeot 406 - F (L)	334019	Mitsubishi Colt, Lancer- F
333927	Peugeot 406 - F (R)	334020	Hyundai Sonata - F
333928	Peugeot 406 - F (L)	334021	Discontinued (Changed to 333830)
333929 ▼	Peugeot 206 CC - F (R) (Changed to 333729)	334022	Citroën Visa, Peugeot 205, 309 - F (R)
333930 ▼	Peugeot 206 CC - F (L) (Changed to 333730)	334023	Citroën Visa, Peugeot 205, 309 - F (L)
333931 ▼	Peugeot 206 - F (Changed to 333929, 333930)	334024	Discontinued (Changed to 334099)
333932	BMW 3 Series Sedan, Coupé, Compact (E36) M-Tec. - F (R)	334025	Discontinued (Changed to 334100)
333933	BMW 3 Series Sedan, Coupé, Compact (E36) M-Tec. - F (L)	334027	Toyota Carina II - R (R)
333934	BMW 3 Series Sedan (E36) M-tec. - F (R)	334028	Toyota Carina II - R (L)
333935	BMW 3 Series Sedan (E36) M-tec. - F (L)	334029	Saab 9000, 9000 CD, 9000 CS - F
333936	BMW 3 Series Sedan, Coupé, (E36) M-tec. - F (R)	334030	Mitsubishi Galant Eclipse - F
333937	BMW 3 Series Sedan, Coupé, (E36) M-tec. - F (L)	334031	Mazda Luce, 929 - F (R)
333938	BMW 3 Series Estate (E36) M-tec. - F (R)	334032	Mazda Luce, 929 - F (L)
333939	BMW 3 Series Estate (E36) M-tec. - F (L)	334033	Mitsubishi Tredia, Space Wagon - F
333940	Citroën Xsara Picasso (N68) - F (R)	334034	Mazda 626 - F (R)
333941	Citroën Xsara Picasso (N68) - F (L)	334035	Mazda 626 - F (L)
333942	Fiat Palio, Palio Weekend - F	334036	Mazda 626 - R
333943	Ford Puma - F	334037	Nissan Bluebird - F (R)
333944	Mercedes A Class (W168) - F	334038	Nissan Bluebird - F (L)
333945	Vauxhall Corsa C - F	334039	Mazda 626 - F (R)
333946	Vauxhall Corsa C - F	334040	Mazda 626 - F (L)
333947 ◇	Peugeot 607 - F (RH)	334041	Mazda 626 - R (R)
333948 ◇	Peugeot 607 - F (LH)	334042	Mazda 626 - R (L)
333950 ▼	Seat Arosa, Inca, Ibiza, Cordoba, Toledo - F, VW Lupo, Polo, Polo Caddy, Golf, Jetta, Vento - F (Changed to 333712)	334043	Mitsubishi Galant - F
333951	Fiat Panda, Seat Panda, Marbella, Terra, Trans - F	334044	Mitsubishi Galant - F
333960	Peugeot 605 - F (R)	334045	Nissan Sunny (N14), 100NX (B13) - R (R)
333961	Peugeot 605 - F (L)	334046	Nissan Sunny (N14), 100NX (B13) - R (L)
		334047	Nissan Sunny (N14), 100NX (B13) - R (R)
		334048	Nissan Sunny (N14), 100NX (B13) - R (L)
		334049	Mitsubishi Colt, Lancer - F
		334050	Toyota Celica - R (R)
		334051	Toyota Celica - R (L)
		334052	Toyota Celica - R (R)
		334053	Toyota Celica - R (L)
		334054	Toyota Camry - R (R)



NUMERICAL LISTING  
 NUMERISCHE LISTE  
 LISTE NUMERIQUE

	VEHICLE FAHRZEUG VEHICULE		VEHICLE FAHRZEUG VEHICULE
334055	Toyota Camry - R (L)	334122	Mazda 323F (BA) - F (L)
334056	Nissan Primera - R (R)	334123	Mazda 323F (BA) - R (R)
334057	Nissan Primera - R (L)		
		334124	Mazda 323F (BA) - R (L)
334059	Nissan Bluebird - F (R)	334125	Toyota Celica - R (R)
334060	Nissan Bluebird - F (L)	334126	Toyota Celica - R (L)
334061	Toyota Carina E - R (R)	334127	Toyota Celica - R (R)
334062	Toyota Carina E - R (L)	334128	Toyota Celica - R (L)
334063	Toyota Carina E - R (R)		
		334129	Mazda RX - 7 - F (R)
334064	Toyota Carina E - R (L)	334130	Mazda RX - 7 - F (L)
334068	Rover 200/400, Honda Concerto - F (R)	334131	Toyota Camry - F (R)
334069	Rover 200/400, Honda Concerto - F (L)	334132	Toyota Camry - F (L)
334070	Mitsubishi Space Wagon, Space Runner, Santamo, Kia Joice - F	334133	Toyota Camry - R (R)
334071	Mitsubishi Space Wagon, Space Runner - F		
		334134	Toyota Camry - R (L)
334072	Mitsubishi Colt, Lancer, Proton Persona - F (R)	334137	Toyota Carina E - F (R)
334073	Mitsubishi Colt, Lancer, Proton Persona - F (L)	334138	Toyota Carina E - F (L)
334082	Mazda 626, MX - 6 - F (R)	334139	Suzuki Vitara, X-90 - F (R)
334083	Mazda 626, MX - 6 - F (L)	334140	Suzuki Vitara, X-90 - F (L)
334084	Mazda 626, MX - 6 - R		
		334141	Hyundai Sonata (Y3) - F
334085	Mazda 626, MX - 6 - R	334142	Nissan Serena (C23) - F (R)
334086	Mazda 626 - R (R)	334143	Nissan Serena (C23) - F (L)
334087	Mazda 626 - R (L)	334144	Subaru Legacy - R (R)
334088	Hyundai Lantra - F	334145	Subaru Legacy - R (L)
334089	Mazda 626 - F (R)		
		334146	Subaru Impreza, Legacy - R (R)
334090	Mazda 626 - F (L)	334147	Subaru Impreza, Legacy - R (L)
334093	Toyota Previa - F (R)	334150	Nissan Maxima (A32) - F (R)
334094	Toyota Previa - F (L)	334151	Nissan Maxima (A32) - F (L)
334097	Proton Compact, Persona - F (R)	334154	Mitsubishi Carisma, Volvo S40/V40 - F (R)
334098	Proton Compact, Persona - F (L)		
		334155	Mitsubishi Carisma, Volvo S40/V40 - F (L)
334099	Opel Omega A, Senator, Vauxhall Carlton- F (R)	334156	Rover 25, ZR - F , Austin Rover 200 Series - F
334100	Opel Omega A, Senator, Vauxhall Carlton- F (L)	334157	Mazda 626 - R
334101	Rover 800 - R (R)	334158	Nissan Maxima - F (R)
334102	Rover 800 - R (L)	334159	Nissan Maxima - F (L)
334103	Rover 200/400 - F (R)		
		334160	Nissan Prairie - F (R)
334104	Rover 200/400 - F (L)	334161	Nissan Prairie - F (L)
334105	Subaru Legacy - F (R)	334162 ▼	Subaru Impreza - F (R) (Changed to 334255)
334106	Subaru Legacy - F (L)	334163 ▼	Subaru Impreza - F (L) (Changed to 334256)
334107	Subaru Legacy - R (R)	334164	Subaru Legacy - R (R)
334108	Subaru Legacy - R (L)		
		334165	Subaru Legacy - R (L)
334109	Subaru Impreza, Legacy - R (R)	334166	Subaru Legacy Outback - F (R)
334110	Subaru Impreza, Legacy - R (L)	334167	Subaru Legacy Outback - F (L)
334111	Subaru Legacy - F (R)	334170	Toyota Camry - F (R)
334112	Subaru Legacy - F (L)	334171	Toyota Camry - F (L)
334113 ▼	Subaru Impreza, Legacy - F (R) (Changed to 334253)		
		334172	Toyota Picnic - F (R)
334114 ▼	Subaru Impreza, Legacy - F (L) (Changed to 334254)	334173	Toyota Picnic - F (L)
334115	Subaru Legacy - R (R)	334174	Volvo S40, V40 - F (R)
334116	Subaru Legacy - R (L)	334175	Volvo S40, V40 - F (L)
334117	Mazda 323F (BA) - F (R)	334176	Toyota Corolla - F (R)
334118	Mazda 323F (BA) - F (L)		
		334177	Toyota Corolla - F (L)
334119	Mazda 323F (BA) - R (R)	334178	Toyota Corolla - R (R)
334120	Mazda 323F (BA) - R (L)	334179	Toyota Corolla - R (L)
334121	Mazda 323F (BA) - F (R)	334184	Nissan 200SX(S14) - F (R)
		334185	Nissan 200SX(S14) - F (L)
		334186	Toyota Corolla - F(R)



NUMERICAL LISTING NUMERISCHE LISTE LISTE NUMERIQUE			
	VEHICLE FAHRZEUG VEHICULE		VEHICLE FAHRZEUG VEHICULE
<b>KYB</b>		<b>KYB</b>	
334187	Toyota Corolla - F(L)	334254	Subaru Impreza, Legacy (BD, BG) - F (L)
334188	Chrysler Voyager - F	334255	Subaru Impreza - F (R)
334189	Subaru Forester - F (R)		
334190	Subaru Forester - F (L)	334256	Subaru Impreza - F (L)
		334259	Mazda Premacy - R (R)
334191	Subaru Forester - R (R)	334260	Mazda Premacy - R (L)
334192	Subaru Forester - R (L)	334261	Toyota Lexus RX300 2WD,4WD - F
334195	Suzuki Grand Vitara - F (R)	334262	Toyota Lexus RX300 2WD,4WD - F
334196	Suzuki Grand Vitara - F (L)		
334197	Mazda 626 Sedan, Estate - F (R)	334263	Toyota Lexus RX300 4WD - R
		334264	Toyota Lexus RX300 4WD - R
334198	Mazda 626 Sedan, Estate - F (L)	334265	Nissan Maxma QX - F
334199	Mazda 626 Sedan, Estate - F (R)	334266	Nissan Maxma QX - F
334200	Mazda 626 Sedan, Estate - F (L)	334269	Toyota Lexus RX300 2WD - R
334201	Mazda 626 Sedan - R (R)		
334202	Mazda 626 Sedan - R (L)	334270	Toyota Lexus RX300 2WD - R
		334273	Subaru Legacy (BE/BH) - F(R)
334203	Toyota Avensis - F (R)	334274	Subaru Legacy (BE/BH) - F(L)
334204	Toyota Avensis - F (L)	334275	Subaru Legacy Outback (BE/BH) - F(R)
334205	Toyota Avensis - R (R)	334276	Subaru Legacy Outback (BE/BH) - F(L)
334206	Toyota Avensis - R (L)		
334207	Daewoo Nubira - F (R)	334277	Toyota Celica (ZZT230) - F(R)
		334278	Toyota Celica (ZZT230) - F(L)
334208	Daewoo Nubira - F (L)	334279	Mazda Xedos 6 - F(R)
334209	Daewoo Nubira - F (R)	334280	Mazda Xedos 6 - F(L)
334210	Daewoo Nubira - F (L)	334281	Mazda Xedos 6 - R
334211	Daewoo Leganza - F (R)		
334212	Daewoo Leganza - F (L)	334282	Mazda MPV (LW) - F(R)
		334283	Mazda MPV (LW) - F(L)
334213	Daewoo Leganza - R (R)	334284	Toyota Previa - F(R)
334214	Daewoo Leganza - R (L)	334285	Toyota Previa - F(L)
334215	Ford Probe - F (R)	334300	Subaru Impreza (Estate) - F(R)
334216	Ford Probe - F (L)		
334217	Ford Probe - R	334301	Subaru Impreza (Estate) - F(L)
		334302	Subaru Impreza (Estate) - R(R)
334218	Discontinued (Changed to 334217)	334303	Subaru Impreza (Estate) - R(L)
334219	Ford Sierra 4WD - F	334304	Subaru Impreza (Sedan) - F(R)
334220 ▼	Audi A3, Seat Leon, Toledo, Skoda Octavia, VW Golf IV, Bora, New Beetle - F (Changed to 334812)	334305	Subaru Impreza (Sedan) - F(L)
334221	Ford Taurus, Sable Sedan, Estate - F	334306	Subaru Impreza (Sedan) - R(R)
334231	Kia Clarus - F (R)	334307	Subaru Impreza (Sedan) - R(L)
		334308	Mitsubishi Space Star (7.00-), Mitsubishi Carisma - F(R)
334232	Kia Clarus - F (L)	334309	Mitsubishi Space Star (7.00-), Mitsubishi Carisma - F(L)
334233	Kia Clarus - R (R)	334310	Toyota MR2 (W3) - R(R)
334234	Kia Clarus - R (L)		
334235	Mitsubishi Space Wagon - F (R)	334311	Toyota MR2 (W3) - R(L)
334236	Mitsubishi Space Wagon - F (L)	334319	Toyota Avensis Verso - F (R)
		334320	Toyota Avensis Verso - F (L)
334237	Hyundai Trajet - F (R)	334325	Ford Taurus, Sable Sedan - R
334238	Hyundai Trajet - F (L)	334327	Mitsubishi Space Runner - F (R)
334241	Toyota RAV 4 - F (R)		
334242	Toyota RAV 4 - F (L)	334328	Mitsubishi Space Runner - F (L)
334243	Honda HRV - F (R)	334329	Toyota Avensis - R (R)
		334330	Toyota Avensis - R (L)
334244	Honda HRV - F (L)	334331	Toyota RAV4 3door - F (R)
334245	Toyota Camry Sedan - F (R)	334332	Toyota RAV4 3door - F (L)
334246	Toyota Camry Sedan - F (L)		
334247	Mitsubishi Space Star - F (R)	334333	Ford Maverick (1EZ), Mazda Tribute - F (R)
334248	Mitsubishi Space Star - F (L)	334334	Ford Maverick (1EZ), Mazda Tribute - F (L)
		334342	Subaru Forster - F (6.02-)
334251	Toyota RAV 4- F (R)	334343	Subaru Forster - F (6.02-)
334252	Toyota RAV 4- F (L)	334344	Subaru Forster - R (6.02-)
334253	Subaru Impreza, Legacy (BD, BG) - F (R)	334345	Subaru Forster - R (6.02-)



NUMERICAL LISTING  
NUMERISCHE LISTE  
LISTE NUMERIQUE

	VEHICLE FAHRZEUG VEHICULE		VEHICLE FAHRZEUG VEHICULE
334354	Volvo S40, V40 - F (7.99-4.00)	334818	Toyota Corolla (H/B, Sedan) - F(L)
334355	Volvo S40, V40 - F (7.99-4.00)	334826 ◊	Citroën C3 - F (RH)
334356	Subaru Imprezza estate - R (11.02-)	334827 ◊	Citroën C3 - F (LH)
334357	Subaru Imprezza estate - R (11.02-)	334828 ◊	Citroën C3 - F (RH)
		334829 ◊	Citroën C3 - F (LH)
334358	Subaru Imprezza Sedan - R (11.02-)		
334359	Subaru Imprezza Sedan - R (11.02-)	334830	Renault Megane I - F (2.0-16V 10.98-9.02)
334360	Nissan X-Trail - F	334850	Discontinued (Changed to 334804)
334361	Nissan X-Trail - F	334851	Discontinued (Changed to 334801)
334362	Nissan X-Trail - R	334853	Discontinued (Changed to 334917)
		334854	Discontinued (Changed to 334920)
334363	Nissan X-Trail - R		
334500	Hyundai Santa Fe - F (R)	334855	Discontinued (Changed to 334805)
334501	Hyundai Santa Fe - F (L)	334856	Discontinued (Changed to 334806)
334600	Opel/Vauxhall Vectra B 2.5i-V6 - F(R)	334857	Discontinued (Changed to 334915)
334601	Opel/Vauxhall Vectra B 2.5i-V6 - F(L)	334858	Discontinued (Changed to 334916)
		334859 ▼	Fiat Bravo, Brava - F (Changed to 334809)
334602	Opel Zafira, Vauxhall Zafira - F (R)		
334603	Opel Zafira - F Vauxhall Zafira - F (L)	334860	Fiat Bravo, Brava - F
334604	BMW Z3 - F (R)	334861	Fiat Marea - F
334605	BMW Z3 - F (L)	334862	Fiat Marea - F
334606	Lancia Lybra Sedan/Estate - F	334863	Fiat Multipla - F
		334864	Fiat Punto - F
334607	Opel Astra G Sedan/Coupe/Caravan, Sport sus., Vauxhall Astra G - F (R)	334865	Fiat Punto - F
334608	Opel Astra G Sedan/Coupe/Caravan, Sport sus., Vauxhall Astra G - F (L)	334866	Fiat Punto - F
334609	Opel Vectra B Sport sus. - F (R)	334867	Fiat Barchetta - F
334610	Opel Vectra B Sport sus. - F (L)	334868	Audi A2, VW Polo (11.01-), Skoda Fabia - F
334611	Volvo S60 - F , Volvo S80 - F	334869	Fiat Stilo (except 2.4 20V) - F
334612	Lancia Lybra Sedan/Estate - F	334870	Fiat Stilo (2.4-20V) - F
334613	Alfa Romeo 147 - R	334871	Fiat Idea - F
334614 ◊	BMW 3(E46) - F Compact	334872	Fiat Idea - F
334615 ◊	BMW 3(E46) - F Compact	334900	Discontinued (Changed to 334950)
334616 ◊	Opel Vectra C, Signum 1.8L - F (RH)	334901	BMW 3 Series (E36) - F (R)
334617 ◊	Opel Vectra C, Signum 1.8L - F (LH)	334902	BMW 3 Series (E36) - F (L)
334618 ◊	Opel Vectra C, Signum - F (RH)	334903	Opel/Vauxhall Omega B - F
334619 ◊	Opel Vectra C, Signum - F (LH)	334904	Discontinued (Changed to 334951)
334620 ◊	Mercedes Vito, V Class - F	334905	Ford Mondeo - F
334800	Alfa Romeo Alfa 164 - F	334906	Ford Mondeo - R
334801	Alfa Romeo 164, Fiat Croma, Lancia Thema- R		
		334907 ▼	Ford Mondeo - R (Changed to 334906)
334802	Renault Laguna - F	334909	Renault R25 - R
334804	Fiat Croma, Lancia Thema - F	334910 ▼	Renault Safran I, II - F (Changed to 334961)
334805	Lancia Y (1.2 Elefantino Blu), Fiat Punto - F	334911 ▼	Renault Safran I, II - F (Changed to 334961)
334806	Fiat Tipo, Tempra, Bravo, Brava, Lancia, Dedra, Delta - F	334912	Renault Safrane - R
334807	Renault Laguna - F		
		334913	Alfa Romeo Spider/GTV - F
334808	Renault Mégane - F	334914 ▼	Alfa Romeo Spider/GTV - F (Discontinued)
334809	Fiat Bravo, Brava - F	334915	Alfa Romeo 145/146 - F (R)
334810	Seat Ibiza, Cordoba, Toledo, VW Golf, Vent, Cabrio, Corrado, Passat - F	334916	Alfa Romeo 145/146 - F (L)
		334917	Alfa Romeo 145/146, 155 - F
334811	VW Passat - F		
334812	Audi A3, Seat Leon, Toledo, Skoda Octavia, VW Golf IV, Bora, New Beetle - F	334918	Alfa Romeo 155 - F
		334919	Alfa Romeo 155 - F
334813	Mitsubishi Pajero Pinin - F	334920	Alfa Romeo 164 - F
334814	Renault Vel Satis - F	334921	Ford Mondeo 2WD - F
334815	Toyota Avensis - F(R)	334922	Ford Mondeo 2WD - R
334816	Toyota Avensis - F(L)		
334817	Toyota Corolla (H/B, Sedan) - F(R)	334923	BMW 3 Series (E36) - F (R)
		334924	BMW 3 Series (E36) - F (L)
		334925	BMW 3 Series (E36) - F (R)
		334926	BMW 3 Series (E36) - F (L)



NUMERICAL LISTING NUMERISCHE LISTE LISTE NUMERIQUE			
<b>KYB</b>	VEHICLE FAHRZEUG VEHICULE	<b>KYB</b>	VEHICLE FAHRZEUG VEHICULE
334927	Citroën Evasion, Fiat Ulysse, Lancia Zeta, Peugeot 806 - F	335028	Mazda 626 Estate - R(R)
334928	Citroën Jumpy, Fiat Scudo, Peugeot Expert - F	335029	Mazda 626 Estate - R(L)
334929	Renault Mégane Scenic - F	335030	Nissan Pathfinder (R50) - F(R)
334930	Alfa Romeo 145/146 - F	335031	Nissan Pathfinder (R50) - F(L)
334931	Renault R20, R30 - R	335040	Toyota Rav 4 5door - F
334932	Alfa Romeo 156 - R	335041	Toyota Rav 4 5door - F
334933	BMW 3 Series Sedan (E36) M-tec. - F(R)	335042	Kia Carnival II - F (Incl. With ABS)
334934	BMW 3 Series Sedan (E36) M-tec. - F(L)	335043	Kia Carnival II - F (Incl. With ABS)
334935	BMW 3 Series Sedan, Coupé (E36) M-tec. - F(R)	335800	Ford Transit - F
334936	BMW 3 Series Sedan, Coupé (E36) M-tec. - F(L)	335801	Lancia Kappa - F
334937	BMW 3 Series Coupé, Cabriolet (E36) M-tec. - F(R)	335802	Lancia Kappa - R
334938	BMW 3 Series Coupé, Cabriolet (E36) M-tec. - F(L)	335803	Nissan Primastar - F, Renault Trafic - F
334939	BMW 3 Series Sedan, Coupé, Estate (E46) - F(R)	335804	Ford Transit - F (3.00-02)
334940	BMW 3 Series Sedan, Coupé, Estate (E46) - F(L)	335900	Renault R21 - F (R)
334941 ▼	BMW 3 Series Sedan (E46) - F(R) (Changed to 334939)	335901	Renault R21 - F (L)
334942 ▼	BMW 3 Series Sedan (E46) - F(L) (Changed to 334940)	335902	Renault R21 - F (R)
334943 ▼	BMW 3 Series Sedan (E46) - F(R) (Changed to 334945)	335903	Renault R21 - F (L)
334944 ▼	BMW 3 Series Sedan (E46) - F(L) (Changed to 334946)	335904	Ford Scorpio - F (R)
334945	BMW 3(E46)cabriolet, BMW 3 Series Sedan, Coupé, Estate (E46) - F(R)	335905	Ford Scorpio - F (L)
334946	BMW 3(E46) - F cabriolet, BMW 3 Series Sedan, Coupé, Estate (E46) - F(L)	335906	BMW 7 Series(E38) - F (R)
334947	Ford Galaxy, Seat Alhambra, VW Sharan - F	335907	BMW 7 Series(E38) - F (L)
334948	Vauxhall Astra - F (9.00-), Opel/Vauxhall Astra (T98) - F(R)	335914	Mercedes Sprinter, VW LT35/46 - F
334949	Vauxhall Astra - F (9.00-), Opel/Vauxhall Astra (T98) - F(L)	335915	Mercedes Sprinter, VW LT28/35/46 - F
334950 ▼	Seat Ibiza, Cordoba, Toledo, VW Golf, Vent, Cabrio, Corrado, Passat - F (Changed to 334810)	335916	BMW 5 Series Sedan, Estate (E39) - F
334951 ▼	VW Passat - F (Changed to 334811)	335917	BMW 5 Series Sedan, Estate (E39) - F
334960	Renault Espace - F	335918	Ford Cougar - F
334961	Renault Safran I, II - F	335919	Ford Cougar - R
		335920	Mercedes C-Class Sedan/Estate (W203/T203) - F
		335921	Saab 9-5 Sedan, Estate - F
		335922	Ford Mondeo III Sedan, Estate - F
		335923	Ford Mondeo III Sedan - R
<b>Excel-G Shock Absorber (34- Series)</b>			
<b>341000 Series</b>			
<b>335000 Series</b>		341001	Mercedes Benz W110, W111 - F
335001	Ford TRANSIT FT2. 82m - F	341002	Mercedes Benz W114, W115 - F
335002	Mazda 626 - R	341003	Audi 80, 90, Coupé - R
335003	Mazda 626 - R (R)	341005	Renault R5, R14 - R
335004	Mazda 626 - R (L)	341006	Talbot Avenger, Sunbeam - R
335017	Mitsubishi Sigma - F	341007	VW Golf, Jetta, Scirocco, Cabrio - R
335018	Subaru Lagacy - R (R)	<b>341008</b>	<b>Discontinued (Changed to 341007)</b>
335019	Subaru Lagacy - R (L)	341009	Talbot Avenger - R
335020	Subaru Lagacy Outback - R (R)	341010 ▼	Mazda 616 - R (Discontinued)
335021	Subaru Lagacy Outback - R (L)	341011	Nissan Cedric - R
335022	Nissan Pathfinder (R50) - F(R)	341012	Nissan Bluebird U, Skyline, Laurel, Fair Lady - R
335023	Nissan Pathfinder (R50) - F(L)	341013	Daihatsu Charade - R
335024 ▼	Kia Carnival - F(R) (Changed to 335042)	341014	Audi 100 - R
335025 ▼	Kia Carnival - F(L) (Changed to 335043)	341015	BMW 3 Series (E21) - R
335026 ▼	Mazda 626 Estate - R(R) (Changed to 335028)	341016	Audi 100, Audi 200 - R
335027 ▼	Mazda 626 Estate - R(L) (Changed to 335029)	341019	Renault R12, R15, R17 - F
		341020	A - Rover Triumph Dolomite - F



NUMERICAL LISTING  
NUMERISCHE LISTE  
LISTE NUMERIQUE



	VEHICLE FAHRZEUG VEHICULE		VEHICLE FAHRZEUG VEHICULE
341021	A - Rover Triumph Dolomite - R	341087	Honda Civic, CR - X - F (R)
341023	Audi 50, VW Polo, Derby - R	341088	Honda Civic, CR - X - F (L)
341024	Citroën Visa, Peugeot 104 - R	341089	Honda Civic Shuttle - F (R)
341025	Peugeot 204, 304 - R	341090	Honda Civic Shuttle - F (L)
341026	Peugeot 204, 304 - R	341091	Honda Civic Shuttle - F (R)
341027 ▼	Renault R20, R30 - F (Discontinued)	341092	Honda Civic Shuttle - F (L)
341028	A - Rover Triumph - F	341093	Honda Civic, CR - X - R
341029	Discontinued (Changed to 341039)	341094	Honda Civic, CR - X, Coupé - R
341030 ▼	Renault R20 - F (Discontinued)	341095	Honda Civic Shuttle - R
341031	Nissan Skyline, Laurel - R	341096	Honda Civic Shuttle - R
341032	BMW 5 Series (E12), Series 2.5 - 3.3 (E3) - R	341099	Nissan 200SX - R
341033	Audi 80 - R	341100	Renault R21
341038	BMW 2.5 - 3.3/5/6 Series (E3/E12/E24) - R	341101	Citroën AX, Saxo, Peugeot 106 - R
341039	Citroën LN, LNA, Peugeot 104, Talbot Samba - R	341102	Citroën Xsara Picasso, Peugeot 405 - R
341040	Mazda Luce, 929 - R	341103	A - Rover Maestro, Montego - R
341041	Discontinued (Changed to 341144)	341104	Discontinued (Changed to 341103)
341042	BMW 7 Series (E23) - R	341105	A - Rover Montego Saloon/Estate - R
341043	BMW 7 Series (E23) - R	341106	A - Rover Maestro, Montego Saloon/Estate - R
341044	Ford Sierra - R	341107	Citroën Visa - R
341045	Renault R20, R30 - F	341108	Citroën Visa - R
341046	Renault R18 Berline/Break - F	341109	Renault R25 - F
341047	Renault R18 Berline/Break, Fuego - F	341110	Renault Espace - F
341048	Toyota Starlet - R	341112	Honda Legend - F (R)
341050	Rover 200, Honda Civic, CR - X - R	341113	Honda Legend - F (L)
341051	Nissan Laurel (C32) - R	341114	Mitsubishi Lancer, Eclipse - R
341052	Nissan Laurel - R	341115	Renault R5 - R
341053	Discontinued (Changed to 341215)	341116	Honda Legend - R
341054	Mitsubishi Galant - R	341120	Nissan Primera - F
341056	Nissan Micra/March - R	341121	Mitsubishi Galant, Eclipse - R
341058	Renault R5 - R	341122	Mazda MX - 5 - R
341059	Lada 110/112, Samara - R	341129	BMW 7 Series (E32) - R
341062	Honda Prelude - F	341130	Audi 80 - R
341064	Discontinued (Changed to 341215)	341131	Rover 45, ZS - R , Rover 200/400, Honda Civic, Concerto - R
341065	Discontinued (Changed to 341215)	341132	Audi 80 - R
341066	Discontinued (Changed to 341216)	341133	Audi 100, A6 - R
341068	Renault R5 - R	341134	Mitsubishi Sigma - R
341069	Toyota Supra - F	341138	Honda Civic, CR - X, Coupé - F (R)
341070	Toyota Supra - R	341139	Honda Civic, CR - X, Coupé - F (L)
341071	Mitsubishi Colt, Lancer - R	341140	Mitsubishi Colt, Lancer, Proton Compact, Persona - R
341072	Honda Accord, Prelude - F (R)	341141	Mitsubishi Galant - F
341073	Honda Accord, Prelude - F (L)	341142	Mitsubishi Galant - R
341074	Honda Accord - R	341143	Mazda MX - 5 - F
341075	Suzuki Swift - R	341144	BMW 5/6 Series (E28/E24) - R
341076	Renault R18 Berline/Break - F	341145	Mitsubishi Colt, Lancer - R
341077	Honda Civic Shuttle - R	341146	BMW 5 Series Touring (E34) - R
341078	Honda Civic Shuttle - R	341147	Hyundai Lantra - R
341079	Mazda 121 - R	341148	Renault Clio - R
341080	BMW 5 Series (E28) - R	341153	Audi Coupé - R
341081	BMW 5 Series Sedan (E34) - R	341154	Hyundai Sonata - R
341082	Toyota Starlet - R	341155	Rover 800 - F
341084	Mitsubishi Colt, Lancer - R	341156	Rover 800 - F
341085	Honda Civic, CR - X - F (R)	341159	Toyota (Lexus) LS 400 - F
341086	Honda Civic, CR - X - F (L)	341163	Mitsubishi Eclipse - F

NUMERICAL LISTING NUMERISCHE LISTE LISTE NUMERIQUE			
	VEHICLE FAHRZEUG VEHICULE		VEHICLE FAHRZEUG VEHICULE
<b>KYB</b>		<b>KYB</b>	
341165	Mitsubishi Eclipse - R	341230	Peugeot 406 Coupé - R
341166	Citroën Xsara sedan, H/B - R (9.00-), Citroën ZX, Xsara, Peugeot 306 - R	341231	Peugeot 406 Estate - R
		341232	Toyota Land Cruiser - F
341167	Mazda 121 - R	341233	Rover 45, ZS - F , Honda Civic 5door, Aerodeck - F (R)
341168	Mazda RX - 7 - F (R)	341234	Rover 45, ZS - F , Honda Civic 5door, Aerodeck - F (L)
341169	Mazda RX - 7 - F (L)		
341170	Mazda RX - 7 - R	341235	Honda Prelude - F (R)
341171	Rover 600, Honda Accord - F (R)	341236	Honda Prelude - F (L)
		341237	Citroën Berlingo, Peugeot Partner - R
341172	Rover 600, Honda Accord - F (L)	341238	Citroën Jumpy, Fiat Scudo, Peugeot Expert - R
341173	Rover 600, Honda Accord - R	341239	Citroën Jumpy, Fiat Scudo, Peugeot Expert - R
341174	Honda Accord - F (R)		
341175	Honda Accord - F (L)	341243 ▼	Hyundai Atos - R, (Changed to 343301)
341176	Honda Accord - R	341246	Hyundai Sonata (EF), XG30 - R
		341247	Kia Pregio - F
341177	Honda Prelude - F (R)	341249	Peugeot 206 - R
341178	Honda Prelude - F (L)	341250	Peugeot 206 CC, 206 Entreprise - R
341179	Honda Prelude - R		
341180	Honda Prelude - R	341251	Mitsubishi Pajero - F
341181	Discontinued (Changed to 341180)	341252	Mazda Demio - R
		341253	Mazda MX-5 - F
341182	Discontinued (Changed to 341191)	341254	Mazda MX-5 - R
341186	Nissan Almera (N15) - R	341255	Honda Accord Sedan - F
341187	Auto Bianchi/Lancia Y10 - R		
341188	Auto Bianchi/Lancia Y10 - R	341256	Honda Accord Sedan - R
341189	Fiat Cinquecento, Seicento - R	341257	Honda Accord Coupé - F
		341258	Honda Accord Coupé - R
341190	Kia Sportage - F	341259	Mazda Xedos 9 - R
341191	Toyota Starlet (P 8/9), Passeo - R	341260	Honda CR-V - F
341192	Hyundai Sonata (Y3) - R		
341195	Peugeot 607 - R , Peugeot 605 - R	341261	Honda CR-V - R
341198	Honda Civic 3door,4door,Coupé- R	341262	Toyota (Lexus) IS200 - F
		341263	Toyota (Lexus) IS200 - R
341200	Honda Shuttle - F (R)	341264	Toyota (Lexus) GS300 - F
341201	Honda Shuttle - F (L)	341265	Toyota (Lexus) GS300 - R
341202	Nissan Maxima (A32) - R		
341203	Honda Civic 3door, 4door, Coupé - F	341266	Toyota (Lexus) GS300 - F
341204	Mitsubishi Space Star - R (7.00-), Mitsubishi Carisma, Space Star, Volvo S40/V40 - R	341267	Toyota (Lexus) GS300 - R
		341268	Toyota (Lexus) LS400 - R
341205	Audi 100, A6, 200 - R	341269	Toyota (Lexus) LS400 - R
341206	Audi 100, A6, 200, V8 - R	341271	Nissan Maxma QX - R
341207	Audi A6 - F , VW Passat - F		
341208	Rover 25, ZR - R , Austin Rover 200 Series - R	341273	Audi A6, VW Passat, Skoda Superb - F
341209	Auto Bianchi/Lancia Y10, Fiat Panda - R	341275	Subaru Legacy (BE/BH) - R
		341276	Subaru Legacy Outback (BE/BH) - R
341210	Auto Bianchi/Lancia Y10, Fiat Panda - R	341277	Toyota Celica (ZZT230) - R
341211	BMW 7 Series - R	341278	Toyota Celica (ZZT230) - R
341212	Fiat Panda - R, Seat Panda, Marbella - R		
341213	Mitsubishi Galant - R	341279	Nissan Almera (N16) - R
341214	Subaru L Series - R	341280	Hyundai Sonata (EF), XG30 - F
		341281	Hyundai Sonata - R
341215	Subaru L Series - R	341282	Nissan Almera (N16E) - R
341216	Subaru L Series - R	341283	Nissan Almera Tino (V10) - R
341217	Volvo S40, V40 - R		
341218	Rover 400 Series - F (R)	341298	Honda Stream - R
341219	Rover 400 Series - F (L)	341299	Audi A4 (8E) - F
		341301	Skoda Superb - F
341222	Nissan 200SX(S14) - R	341302	Ford Explorer - F
341226	Nissan Almera - R	341311	Honda Civic (01- ) - R
341227	Nissan Primera - R		
341228	Nissan Primera - R	341314	Mazda 6 - F(R)
341229	Peugeot 406 Sedan - R	341315	Mazda 6 - F(L)
		341321	Toyota Prius - R
		341322	Toyota Corolla Sedan (Automatic) - R

NUMERICAL LISTING NUMERISCHE LISTE LISTE NUMERIQUE			
 VEHICLE FAHRZEUG VEHICULE		 VEHICLE FAHRZEUG VEHICULE	
341323	Mazda Demio - R	342014	Mitsubishi Colt, Lancer - R
341324	Fiat Fiorino - R	342015	<b>Discontinued (Changed to 342020)</b>
341325	Nissan Primera (P12) - R	342016	A - Rover Mini Metro, Rover 100 - F
341330	Honda Accord sedan - F (2.03-)	342018	Daewoo Tico, Suzuki Alto(SH410) - R
341331	Honda Accord sedan - R (2.03-)	342020	Suzuki Wagon R+ - R
341332	Mazda 6 4WD - F	342021	Daihatsu Move - R
341333	Mazda 6 4WD - F	342022	Daihatsu Cuore/Domino, Move, Sirion/Storia, YRV - R
341339	Mercedes Sprinter - R	342023	Daihatsu Sirion/Storia, YRV - R
341340	Toyota Landcruiser - F	342024	Daihatsu Terios - R
341800	Skoda Favorit, Forman, Felicia, Pickup - R	342026	Suzuki Ignis 2WD - R
341801	Ford Fiesta, Fiesta Van - R	342027	Suzuki Ignis 4WD - R
341802	Ford Fiesta - R	<b>343000 Series</b>	
341813	Renault Twingo - R (98-)	343001	Ford Taunus, Cortina, Hyundai Stellar - F
341814	Audi A4 (8E) - R	343002	Ford Taunus, Cortina, Hyundai Stellar - R
341815	Toyota Avensis - R	343003	Ford Consul, Granada - F
341816	Toyota Corolla (H/B, Sedan/Estate), Corolla Verso - R	343004	Ford Consul, Granada - R
341817	Ford Ka - R	343005	Opel Rekord, Commodore - F
341900	Ford Escort, Orion - R	343006	Opel Kadett, Ascona, Manta, Rekord, Commodore - R
341901 ▼	Audi 80 - R (Changed to 341130)	343007	Vauxhall Victor, Chevette, Chevalier, Carlton - R
341902	Audi 100, A6 - R	343008	Opel Rekord, Commodore, Vauxhall Carlton - R
341904	Audi A4 2WD/ Quattro - F	343009	Saab 90,99 - F
341906 ▼	Renaut Twingo - R (Changed to 341813)	343010	Saab 99 - R
341907	Opel/Vauxhall Vectra B - R	343011	Volvo 240 - R
341909	Audi A4 Quattro (B5) - R	343012	Volvo P142, P144, P145, P164 - F
341910	Alfa Romeo 166 - F	343013	Volvo P142, P144, P145, P164 - R
341911	Alfa Romeo 166 - R	343014	Audi 100,200 - R
341912	Audi Cabriolet - R	343015	Alfa Romeo Alfetta, Giulietta, Alfa 6 - F
341913	BMW 5 Series (E39) Sedan - R	343016 ▼	Alfa Romeo Alfetta, Giulietta - R
341914	BMW 5 Series (E39) Estate exc. Air Susp. - R	343017	Rover 2000/3000 (P6) - F
341915	BMW 5 Series (E39) Estate with Air Susp. - R	343018	Fiat 124, 131, Seat 124, 131 - R
341916	Ford Puma - R	343019	Fiat/Seat 132, Fiat Polski 132, Polonez - F
341951	Ford Escort - R	343020	Fiat/Fiat Polski/Seat 132 - R
341952	Ford Ka, Fiesta - R, Mazda 121 - R	343022	Ford Escort - R
341953	Mazda 121 - R (11.98-), Ford Fiesta, Ka - R	343023	Renault R4, R5 - F
341960	Peugeot 305 Sedan - R	343024	Saab 900 - F
341961	Peugeot 305 Sedan - R	343025	Saab 90, 99, 900 - R
341962	Citroën C15, Peugeot 305 Estate - R	343026	Talbot Horizon, Solara - F
341964	Renault R21 Estate - R	343027 ▼	Talbot Horizon, Solara - R
<b>342000 Series</b>		343027 ▼	VW Passat - R (Discontinued)
342001	A - Rover Mini, Seven 850 - F	343031	Mitsubishi Lancer Celeste - R
342002	A - Rover Mini, Seven 850 - R	343034 ▼	Mitsubishi Galant Sapporo - R (Discontinued)
342003 ▼	Nissan Sunny (B210), Sunny Excellent - R (Discontinued)	343035	Daihatsu Charmant, Toyota Corolla - R
342005	Nissan Sunny (B310) - R	343036	Daihatsu Charmant - R, Toyota Tercel, Corolla, Carina Celica - R
342006	A - Rover Mini, Seven 850 - R	343037	Toyota Corona, Corona Mk II, Hi - Lux, Stout - F
342007	Toyota Starlet - R	343038	Toyota Corona - R
342008	Alfa Romeo Arna, Nissan Cherry, Sunny (B11) - R	343039	Toyota Carina, Celica, Corona, Cressida - R
342009	A - Rover Mini - R	343040	Toyota Corona, Corona Mk II - R
342010	<b>Discontinued (Changed to 342016)</b>	343041	Toyota Cressida - R
342011	Subaru Rex 600 - R	343042	Toyota Carina, Celica, Supra, Corona - R
342012	Suzuki Swift, Carry - R	343043	VW Passat, Santana - R



NUMERICAL LISTING NUMERISCHE LISTE LISTE NUMERIQUE			
<b>KYB</b>	VEHICLE FAHRZEUG VEHICULE	<b>KYB</b>	VEHICLE FAHRZEUG VEHICULE
343044	Opel Monza A/Senator A - R, Vauxhall Royale, Senator - R	343098	Fiat 124, Lada VAZ, Niva, Seat 124 - R
343045	BMW 1500 - 2000 Series (E10) - R	343099	Bedford Astra, Opel Kadett, Vauxhall Astra - R
343046	Ford Capri - R	343105	A - Rover Triumph - R
343047	Daewoo Nexia, Lanos, Espero, Opel Kadett, Astra, Vectra - R, Vauxhall Astra, Belmont, Cavalier - R	343106	Skoda 1000, 100, 110, 105, 120 - F
343048	Bedford Chevanne, Opel Kadett, Ascona - F, Vauxhall Chevette, Chevalier - F	343107	Skoda 1000, 100, 110, 105, 120 - R
343049	Opel Rekord, Commodore - R, Wartburg Barkas - F/- R	343108	Wartburg 1000 Kombi, 313/353 - F/- R
343050	Talbot Simca - F	343121	Mitsubishi Lancer Celeste, Garland - R, Nissan Sunny (B110/210/310) - R
343051	Alfa Romeo Giulia, Talbot Simca, Alpine - F	343122	Nissan Violet, Bluebird U - R
343052	Talbot Simca, Alpine - R	343123	Nissan Bluebird U - R
343053	VW Type I/III, Type 181 - R	343124	Mazda Luce, 929 - R
343054	Discontinued (Changed to 343056)	343125	Toyota Corona - R
343055	Discontinued (Changed to 343276)	343150	Opel Ascona, Vauxhall Cavalier - R
343056	Subaru Leone- R	343152	Renault R9, R11 - R
343057	Mitsubishi Galant Sapporo, Starion - R	343153	Hyundai Pony, Mitsubishi Lancer Celeste - R, Suzuki Samurai, Toyota Town Ace, Dyna 150 - R
343059	Nissan Violet, Bluebird - R, Toyota Corolla, Corona, Cressida - R	343154	Toyota Life Ace - F
343060	Mitsubishi Galant , Nissan Violet, Toyota Corona, Corona Mk II - R	343160	General Motors Century, Trans Sport - R
343061	Mitsubishi Galant Sapporo - R	343164	Chrysler Le Balon, Salatoga - R
343062	Toyota Corolla - R	343165	Audi 50, VW Polo - R
343063	Mitsubishi Lancer Celeste - R	343168	Discontinued (Changed to 343169)
343064	Mazda Savanna RX - 7 - R	343169	VW Golf I, Jetta, Scirocco, Cabrio - R
343065	Mazda 323 (FA 4), Savanna 808, 818 - R	343170	Talbot Avenger, Sunbeam - R
343066	Mazda Commercial- R	343173 ▼	Nissan Pulsar (N11) - R (Discontinued)
343069	Audi 100 - R	343174	Discontinued (Changed to 343194)
343070	Auto Bianchi Bianchina - F, Fiat 500, 126, Fiat Polski 126 - F	343176	Hyundai Pony, Excel - R, Mitsubishi Colt - Mirage, Cordia, Tredia - R
343071	Auto Bianchi Bianchina - R, Fiat 500, 126, Fiat Polski 126 - R	343178	Fiat Polski Polonez - R
343072	Fiat 124, Seat 124, 1430 - F	343179	Renault R18 Berline - R
343074	Fiat 125, Fiat Polski 125 - F	343180	Renault R18 Break, Fuego - R
343075	Fiat 125, Fiat Polski 125 - R	343181	VW Transporter, Bus Type II - F
343076	Seat 131 - R	343183	Hyundai Pony, Excel, S - Coupé - R, Mitsubishi Colt - Mirage, Cordia, Tredia - R
343077	Ford 17M, 20M,26M - R	343184	BMW 3 Series (E30) - R
343078	Ford Escort - R	343185	Suzuki Jimny/Samurai - F
343079	Ford Cortina - R	343186	Daihatsu Rocky/Wild Cat - F/- R
343080	Opel Kadett - F	343187	Ford Sierra - R
343081	Bedford Chevanne, Opel Kadett - R, Vauxhall Chevette - R	343189	Fiat Uno - R
343082 ▼	Opel Ascona, Manta, Ascone Voyage - F (Discontinued)	343190	Toyota Life Ace, Model F - F
343083	Saab 95, 96, GT750 - F	343191	Seat Toledo - R, VW Golf, Jetta, Vento, Cabrio, Corrado - R
343084	Saab 95, 96, GT750 - R	343192	Toyota Life Ace, Model F - R
343085 ▼	Vauxhall Viva HB/HC, Firenza, Magnum - R (Discontinued)	343193	Toyota Model F - R
343086	VW Type III, Transporter, Bus - F	343194	Nissan Sunny Excellent, Suzuki Jimny - R
343087	VW Type I - R, VW Transporter, Bus - F/- R	343195	Toyota Hi - Lux, VW Taro - F
343088	VW Type I - F	343196	Toyota Life Ace - R
343089	Audi 80 - R	343197	Discontinued (Changed to 343190)
343090	Volvo Car 300 Series - R	343198	Toyota Hi - Lux, VW Taro - F
343096 ▼	Vauxhall Viva - F (Discontinued)	343199	Toyota Hi - Lux, VW Taro - R
343097	Lada VAZ, Niva - F	343200	Mitsubishi L300 - R
		343201	Discontinued (Changed to 343293)
		343202	Mitsubishi L200 - F
		343203	Mitsubishi Colt, Lancer - R
		343205	Ford Scorpio/Granada - R

NUMERICAL LISTING  
 NUMERISCHE LISTE  
 LISTE NUMERIQUE

	VEHICLE FAHRZEUG VEHICULE		VEHICLE FAHRZEUG VEHICULE
343206	VW Passat, Santana - R	343267	Toyota Life Ace - R
343207	Renault R9, R11 - R	343268	BMW Compact (E36) - R
343210	Nissan Silvia - R	343269	Fiat Punto, Lancia Y - R
343212	Mitsubishi Space Wagon/Van - R	343270	Saab 900, 9-3 - R
343213	Mitsubishi L300, Nissan Serena, Toyota Life Ace - R	343271	Audi A4 - R
343214	Mazda E Series, Nissan Pick-up - R, Toyota Corona, Corona Mk II - R	343272	Toyota RAV 4 - R
343215	Mazda E Series - F	343273	Ford Fiesta Courier - R
343216	Opel Vectra, Omega A/B, Senator - R, Vauxhall Cavalier, Carlton - R	343274	Seat Ibiza, Cordoba, VW Polo, Golf Syncro - R
343222	Discontinued (Changed to 343047)	343275	Daihatsu Feroza (F310) - R
343223	VW Passat - R	343276	Ford Escort Turnier - R
343225	Nissan Prairie - R	343277	Toyota Model F - F
343226	Mitsubishi L300 - R	343278	Toyota Model F - R
343227	Bedford Astra, Opel Corsa, Kadett - R	343280▼	Audi A3, TT Roadster, Skoda Octavia, VW Golf, Bora, New Beetle - R (Changed to 343348)
343228	Ford Escort Van - R	343281	Audi A6, VW Passat - R, Skoda Superb - R
343229	Peugeot 205, 309 - R	343282	Toyota Picnic - R
343230	Discontinued (Changed to 343216)	343283	Seat Ibiza, Cordoba - R
343231	Alfa Romeo Alfa Sud, Alfa 33 - R	343284	Subaru L Series - R
343232	Mitsubishi Colt, Lancer - R, Proton Saga , MPI - R	343285	Skoda Pick Up- R
343233	Renault R19/Chamade - R	343287	Suzuki Jimny - F
343234	Renault R19/Chamade - R	343288	Suzuki Jimny- R
343235	Alfa Romeo Alfetta Alfa 75, Alfa 90 - F	343289	Renault Clio II STD sus - R
343236	Alfa Romeo Alfetta Alfa 75, Alfa 90 - R	343290	Ford Focus Sedan, Hatchback - R
343237	Mitsubishi Colt, Lancer - R	343291	Ford Focus Estate - R
343238	Daihatsu Feroza - R	343292	Mitsubishi L200 4WD - R
343239	Mitsubishi Pajero/Shogun - R	343293	Mitsubishi L200 2WD - R
343240	Nissan Sunny Traveller (Y10) - R	343294	Subaru E Series - R
343241	Nissan Sunny Traveller (Y10) - R	343295	Toyota Yaris - R
343242	Toyota Corolla - R	343296	Citroën Evasion, Fiat Ulysse, Lancia Zeta, Peugeot 806 - R
343243	Volvo Car 440, 460, 480 - R	343297	Seat Ibiza/Cordoba, VW Polo Estate - R
343244	Nissan Terrano/Pathfinder - F	343298	Skoda Octavia Estate, VW Golf Variant, Bora Variant - R
343245	Nissan Terrano, Toyota Hi - Lux - R	343299	Toyota Hi-Lux - R (R)
343246	Toyota Hi - Lux, VW Taro - R	343300	Toyota Hi-Lux - R
343247	Suzuki Vitara, Grand Vitara, X-90 - R	343301	Hyundai Atos, Atos Prime - R
343248	Nissan Primera Estate - R	343302	Audi A4 Sedan, Avant - R
343249	Nissan Micra/March - R	343303▼	BMW 3 Series (E36, E46) - R (Changed to 343352)
343250	Discontinued (Changed to 343253)	343304	Daewoo Matiz - R
343251	Toyota Hi - Lux - R	343305	Mercedes Benz V-Class, Vito - R
343252	Ford Ranger 2WD - R , Mazda B series, Toyota Hi - Lux, VW Taro - R	343306	Opel Astra II Sedan, Hatchback - R, Vauxhall Astra - R (9.00-)
343253	Toyota Hi - Lux, VW Taro - R	343307	Opel Astra II Caravan - R
343254	Toyota Dyna, Dyna 150 - F	343308	Opel Zafira - R
343255	BMW 3 Series (E 36) - R	343309	Seat Arosa, VW Lupo - R
343256	Discontinued (Changed to 343292)	343310	Audi A3, VW Golf IV, Bora - R
343257	Ford Escort - R	343312	Mitsubishi Space Wagon - R
343258	VW Golf II, Corrado - R	343313	Toyota RAV 4 - R
343259	Opel Calibra, Vauxhall Calibra - R	343314	Toyota RAV 4 - R
343260	Toyota Dyna, Dyna 150 - R	343315	Honda HRV - R
343261	Mitsubishi Lancer - R	343316	Honda HRV - R
343262	Mitsubishi Space Wagon, Space Runner, Santamo, Kia Joice - R	343317	Toyota Yaris Verso - R
343265	Opel/Vauxhall Corsa, Tigra, Nova - R	343318	Honda Logo - R
343266	Renault Espace - R	343319	Ford Galaxy, Seat Alhambra, VW Sharan - R



NUMERICAL LISTING NUMERISCHE LISTE LISTE NUMERIQUE			
	VEHICLE FAHRZEUG VEHICULE		VEHICLE FAHRZEUG VEHICULE
<b>KYB</b>		<b>KYB</b>	
343320	Kia Besta - R	344059	Toyota Hi - Ace - R
343321	Citroën Evasion, Fiat Ulysse, Lancia Zeta, Peugeot 806 - R, Citroën C8, Peugeot 807 - R	344060	Toyota Land Cruiser - F
343324	Mazda B series - F	344061	Toyota Land Cruiser - R
343328	Audi A2, Skoda Fabia, VW Polo - R (11.01-)	344062	Isuzu Truck, Toyota Dyna - F
		344064	Mitsubishi L300 - F
343329	Fiat Punto - R	344065	Toyota Hi - Ace, Dyna - R
343330	BMW Z3 - R	344078 ▼	Jeep Grand Cherokee, Wagoneer - R (Changed to 344394)
343331	Opel Agila, Suzuki Wagon R+, Vauxhall Agila - R	344080	Chrysler Voyager - R
343332	Lancia Lybra - R	344081	General Motors Astro, Safari 2WD - F
343348	Audi A3, TT Roadster, Skoda Octavia, VW Golf, Bora, New Beetle, Seat Leon, Toledo - R	344082	General Motors Astro, Safari 2WD,4WD - R
343350	Opel Corsa C - R, Vauxhall Corsa C - R	344083	Ford Aerostar 2WD - F
343351	Opel Corsa C - R, Vauxhall Corsa C - R	344088 ▼	Jeep Cherokee, Wagoneer - F (Changed to 344392)
343352	BMW 3 Series (E36, E46) - R	344089	Jeep Cherokee, Wagoneer - R
343353	Kia Rio - R	344091	Jeep Wrangler - F
343355	Nissan Terrano II - R	344092	Jeep Wrangler - R
343381	Honda Jazz - R	344099	Toyota Dyna 100 - R
343385	PT Cruiser - R	344100	Toyota Hi - Ace - R
343387	Mitsubishi Space Runner - R	344102	Isuzu Truck, Nissan Clipper - R, Toyota Hi - Ace, Life Ace, Truck - R
343391	Ford Transit - R	344104	Nissan Cedric - R
343392	Ford Transit - R	344105	Daihatsu Feroza - F
343393	Ford Transit - R	344107 ▼	Nissan Patrol, Safari - F (Changed to 344360)
343396	Citroën C3 - R	344108	<b>Discontinued (Changed to 344256)</b>
343397	Fiat Stilo - R	344111	Mitsubishi L300 - F
343398	Hyundai Getz - R	344112	Peugeot 205 - R
343399	Ford Transit - R (3.00-02)	344113	Bedford Midi, Isuzu Fargo - F
343802	Mitsubishi Pajero Pinin - R	344114	Bedford Midi, Isuzu Fargo - R, Toyota Coaster - F
343804	Toyota Yaris - R	344115	Alfa Romeo 145/146, 155, Fiat Tipo, Tempra, Bravo, Brava, Multipla, Marea, Coupé, Palio Weekend, Lancia Dedra, Delta - R
343805	Toyota Yaris - R	344116	Hyundai Galloper - R , Mitsubishi Pajero/Shogun - R
343806	Toyota Yaris Verso - R	344117	<b>Discontinued (Changed to 343266)</b>
343807	Nissan Micra (K12) - R	344119	Hyundai Galloper - F , Mitsubishi Pajero/Shogun - F
<b>344000 Series</b>		344200	Ford Maverick, Nissan Terrano - F
344001	Mercedes Benz W110, W111 - R	344201	Toyota Hiace 4WD - F (7.99-)
344002	Mercedes Benz W114, W115, W126 - R	344202	Toyota Hi - Lux, 4 - Runner, VW Taro - F
344003 ▼	A - Rover Rover 2000/3000 (P6) - R (Discontinued)	344203	Toyota Hiace 2WD - F (7.99-)
344004	Peugeot 504, 505, 604, Talbot Tagora - R	344204	Toyota Hi - Ace - R
344006	Nissan Cedric - F	344206	Toyota Hi - Ace - R
344008 ▼	Toyota Crown - F (Discontinued)	344207	Toyota Land Cruiser - F
344009 ▼	Toyota Crown - R (Discontinued)	344210	Toyota Land Cruiser - F
344012 ▼	Toyota Crown - R (Discontinued)	344211	Toyota Land Cruiser - F
344013 ▼	Nissan Cedric - R (Discontinued)	344212	Toyota Land Cruiser - R
344014	GAZ Volga - F	344213	Toyota Land Cruiser - F
344015	Land Cruiser- R	344214	Toyota Land Cruiser - R
344031	VW Transporter, Bus Type II - R	344215	Toyota Land Cruiser - R
344032	Ford TRANSIT FT106/118" - F	344216	Toyota Land Cruiser - R
344033	Ford TRANSIT FT106/118" - R	344217	Toyota Land Cruiser - F
344040	General Motors Blazer 2WD - F	344218	Toyota Land Cruiser - F
344041	General Motors Blazer 2WD, 4WD - R	344219	Toyota Land Cruiser - R
344042	General Motors Blazer 4WD - F	344220	Toyota Land Cruiser - R
344056	Volvo 700, 900 Series - R	344221	Mitsubishi L 200 - F
344057	<b>Discontinued (Changed to 344276)</b>	344222	Mitsubishi Pajero/Shogun - F
344058	Toyota Hi - Ace, Dyna 100 - F		



NUMERICAL LISTING NUMERISCHE LISTE LISTE NUMERIQUE			
 VEHICLE FAHRZEUG VEHICULE		 VEHICLE FAHRZEUG VEHICULE	
344223	Mitsubishi Pajero/Shogun - R	344355	Isuzu Trooper - F
344225	Toyota Previa - R	344356	Ford Maverick (1EZ), Mazda Tribute - R
344226	Toyota Previa - R	344359	Kia Sportage - R
344227	Opel/Vauxhall Frontera - F	344360	Nissan Patrol, Safari - F
344228	Opel/Vauxhall Frontera - R	344362	Toyota Avensis Verso - R
344229	Isuzu Trooper, Opel/Vauxhall Monterey - R	344363	Mazda 6 - R
344230	Volvo 850, S70, V70, C70 - R	344389	Mitsubishi L200 2WD - F
344254	Toyota 4 - Runner - R	344392	Jeep Cherokee (XJ) - F
344255	Toyota Lite Ace - F	344393	Jeep Cherokee (XJ) - F
344256	Opel OmegaA/B, Vauxhall Carlton - R	344394	Jeep Grand Cherokee/Wagoneer - R
344257	Daihatsu Rocky/Wild Cat - F	344407	Peugeot 307, 307SW - R
344258	Daihatsu Rocky/Wild Cat - R	344408	Peugeot 307, 307SW - R
344259	Toyota Hi-Ace - R	344409	Mercedes Sprinter - R , VW Transporter LT Series - R
344260	Toyota Hi-Ace - R	344410	Toyota Landcruiser - R
344261	VW Transporter Type IV (T4) - F	344609	Chrysler Stratus, Cirrus, Breeze - F
344266	General Motors Astro,Safari 4WD - F	344610	Chrysler Stratus, Cirrus, Breeze - R
344268	Ford Explorer - F	344800	Renault Mégane (10.02- ) - Rr
344269	Ford Explorer - R	344801	Renault Velsatis - Rr
344271	Ford Taurus, Sable Estate - R	344802	Renault Espace - Rr
344274	Honda Shuttle - R	344803	Nissan Primastar - R , Renault Traffic - R
344275	GAZ Volga - R	<b>345000 Series</b>	
344276	Subaru L Series - R	345001	Audi 100 - F
344277	Moskwitch 2141 - R	345002	Audi 100 - F
344278	Mazda E Series - F	345004	Discontinued (Changed to 345014)
344279	Isuzu Trooper, Opel/Vauxhall Monterey - F	345005	Rover Range Rover, Landrover - R
344283	Citroën Jumper, Fiat Ducato, Peugeot Boxer - R	345006	VW Transporter, Bus Type II - F
344284	Citroën Jumper, Fiat Ducato - R	345007	Nissan Patrol - R
344285	Hyundai H1 Starex - F	345008	Toyota Land Cruiser - F
344286	Hyundai H1 Starex - R	345009	Discontinued (Changed to 345020)
344287	Hyundai H1 Starex - R	345010	Toyota Land Cruiser - R
344288	Toyota Land Cruiser - R	345011	Toyota Land Cruiser - R
344289	Ford Aerostar 4WD - F	345013	Rover Range Rover - R
344290	Ford Aerostar 2WD,4WD - R	345014	Rover Landrover - F
344291	Ford Windstar - R	345015	Toyota Land Cruiser - R
344292	Kia Pregio - R	345016	Discontinued (Changed to 345015)
344294	Mitsubishi Pajero Sport - F	345018	Toyota Land Cruiser - R
344295	Mitsubishi Pajero Sport - R	345019	Toyota Land Cruiser - R (L)
344296	Kia Carnival - R	345020	Toyota Land Cruiser - F
344297	Hyundai Trajet - R	345021	Citroën Jumper, Fiat Ducato, Peugeot Boxer - R
344298	Opel Frontera - F, Vauxhall Frontera - F	345022	Toyota Land Cruiser - F
344299	Opel Frontera - R, Vauxhall Frontera - R	345023	Toyota Land Cruiser - R
344300	Mitsubishi Pajero - R	345024	Mazda MPV (LW) - R
344301	Audi A3, VW Golf IV, Bora - R	345027	Skoda Superb - R
344302	Kia Besta - F	345031	Fiat Doblo Exc. Turkey, Israel Model - R
344304	Mazda B series - R	345032	Fiat Doblo For Turkey, Israel Model - R
344305	Mazda B series - F	345900	VW Transporter Type IV (T4) - R
344306	Renault Master, Opel Movano, Nissan Interstar - F	<b>Excel-G Cartridge (36 - Series)</b>	
344307	Renault Master, Opel Movano, Nissan Interstar - R	<b>361000 Series</b>	
344308	Toyota Previa - R	361004	Porsche 911/Carrera, 914 - F
344309	Ssang Young Musso - F	361006	Renault R20, R30 - R
344310	Ssang Young Musso - R		
344314	Hyundai Santa Fe - R		
344341	Jeep Grand Cherokee - F		
344342	Jeep Grand Cherokee - R		

NUMERICAL LISTING NUMERISCHE LISTE LISTE NUMERIQUE			
<b>KYB</b>	VEHICLE FAHRZEUG VEHICULE	<b>KYB</b>	VEHICLE FAHRZEUG VEHICULE
<b>362000 Series</b>		364008	Citroën LN, Peugeot 104, Renault R14 - F
362001	Nissan Sunny (B110/210/310) - F	364010	Peugeot 204, 304 - F
362002	Nissan Cherry, Pulsar (N10/11) - F	364011	Peugeot 304, 305 - F
362009 ▼	Honda Prelude - R (Discontinued)	364014	VW Golf II, Jetta - F ; ST 333900, 333950
		364020	Nissan Bluebird - R
		364021	BMW 3 Series (E30) - F
		364022	Nissan Bluebird - R
<b>363000 Series</b>		<b>365000 Series</b>	
363001	VW Golf I, Jetta, Scirocco, Caddy, Cabrio - F	365001	Toyota Corolla, Carina, Celica, Corona - F
363002	VW Type I - F	365002	BMW Series 2.5 - 3.3 (E3) - F
363003	Mazda Savanna RX - 7 - F	365004	Mitsubishi Lancer Celeste, Galant/Sapporo - F
363004	Ford Escort, Escort Van - F	365005	Toyota Carina, Celica, Corona - F
363005	Talbot Avenger, Sunbeam - F	365006	Volvo 240 Series - F
363006 ▼	Mazda Luce 929 - F (Discontinued)	365007	Opel Rekord, Commodore, Vauxhall Carlton - F
363007	Mitsubishi Lancer Celeste - F	365008 ▼	Audi 80,90 Coupé, Cabrio, VW Passat, Santana - F (Changed to 365500)
363008	Mazda Familia Presto - F	365009	Lancia Beta - F
363009	Mazda 323 (FA), Savanna 808/818 - F	365010	Lancia Beta - R
363010	Mazda Savanna RX - 7 - F	365011	Nissan Bluebird U - F
363012	VW Type I - F	365012	Nissan Sunny Excellent, Bluebird, Skyline, Laurel - F
363013	BMW 1500 - 2000 Series (E10) - F	365013	Nissan Silvia, Fair Lady - F
363014	Porsche 924, 944 - F	365014 ▼	Mazda Luce 929 - F (Discontinued)
363015	A - Rover Triumph TR7, TR8 - F	365015	Daihatsu Charmant, Toyota Corolla - F
363016	BMW 3 Series (E21) - F	365016	Toyota Cressida - F
363017	Fiat X1/9 - F/- R	365017	Toyota Cressida - F
363018	Daihatsu Charmant, Toyota Corolla - F	365018	Ford Capri - F
363019 ▼	Mazda Luce 929 - F (Discontinued)	365019	Nissan Violet, Bluebird, Bluebird U, Laurel - F
363020	Mitsubishi Lancer Celeste - F	365020	Mitsubishi Galant Sapporo - R
363021 ▼	Mitsubishi Lancer Celeste - F (Discontinued)	365021	BMW 5/6 Series (E12/E24) - F
363022	Mazda 616 - F	365022	Toyota Celica - F
363023	Daihatsu Charmant, Toyota Corolla - F	365024	BMW 2.5 - 3.3/5/6/7 Series (E3/12/24/23) - F
363030	Toyota Tercel/Corsa - F	365025 ▼	Bedford Astra, Daewoo Nexia, Lanos, Espero, Opel Kadett, Vauxhall Astra, Belmont, Bedford Astra, Daewoo Nexia, Lanos, Espero, Opel Kadett, Vauxhall Astra, Belmont - F (Changed to 365501)
363037	Toyota Tercel/Corsa - F	365026 ▼	Toyota Celica Supla, Cressida - F (Changed to 365076)
363038	Toyota Starlet - F	365027	Mitsubishi Colt - Mirage - F
363039	Toyota Corolla - F	365028	Mitsubishi Galant Sapporo, Starion - F
363040 ▼	Lancia Beta - F (Discontinued)	365029	Mitsubishi Lancer Celeste, Galant Sapporo, Starion - F
363041	Toyota Publica - F	365030	Opel Ascona, Vauxhall Cavalier - F
363042	Ford Escort - F	365031	Nissan Fair Lady - F
363043	Audi 50, VW Polo - F	365037	Toyota Camry - F
363044 ▼	BMW 3 Series (E30) - F (Changed to 363500)	365039	Hyundai Pony - F
363045	Toyota MR 2 - F	365040	Lancia Beta - R
363046	Toyota MR 2 - R	365041	Toyota Corolla, Carina II - F
363047	Toyota Starlet - F	365042	BMW 3 Series (E21) - F
363059	Toyota Corolla, Carina II - F	365043	BMW 5/6 Series (E28/E24) - F
363060	Toyota Corolla - F ; ST 333118 (R)/19 (L)	365045	Nissan Cedric - F
363062	Toyota Carina II - F	365046 ▼	Mitsubishi Lancer Celeste - F (Discontinued)
363065	Nissan Prairie - R	365047	Ford 17M, 20M, 26M - F
363500	BMW 3 Series (E30) - F	365048	A - Rover Triumph 2000 Series, Stag - F
<b>364000 Series</b>			
364001	Audi 80, VW Passat - F		
364002	Peugeot 504, 505, 604, Talbot Tagora - F		
364003	Nissan Sunny Excellent, Violet, Bluebird U - F		
364004	Nissan Stanza - F		
364005	Nissan Stanza - R		



NUMERICAL LISTING NUMERISCHE LISTE LISTE NUMERIQUE			
<b>KYB</b>	VEHICLE FAHRZEUG VEHICULE	<b>KYB</b>	VEHICLE FAHRZEUG VEHICULE
365049	Nissan Cedric - F	<b>366000 Series</b>	
365053	Volvo 700/900 Series - F	366002	Audi 100, 200, A6, V8 - F
365054	Opel Ascona, Vauxhall Cavalier - F	366005	BMW 5/ 7 Series (E34/ E32) - F
365057	Lada Samara - F	366006	Audi 80, 90, Coupé - R
365058	Toyota Carina II, Celica - F	366007	BMW 5/ 7 Series (E34/ E32) - F
365061	Toyota Camry - F	366008	Audi Coupé - R
365062	Toyota Camry - R	366009	Saab 900 - F
365063	Toyota Camry - R	366010	Saab 900 - F
365064	Toyota Corolla - F	366011	Moskwitch 2141 - F
365065	Volvo Car 300 Series - F	366012	Saab 9-3 - F
365066	Toyota Corolla - F	<b>Premium Shock Absorber (44-Series)</b>	
365068	Toyota Carina II, Celica - F	<b>441000 Series</b>	
365069	BMW 5 Series (E34) - F	441001	Audi 80 - R
365070 ▼	VW Passat- F ; ST 334900, 334950 (Changed to 365502)	441002	Audi 100 - R
365071 ▼	Opel Vectra, Calibra, Vauxhall Cavalier, Calibra, Opel Vectra, Calibra, Vauxhall Cavalier, Calibra - F (Changed to 365503)	441003	BMW 3 Series (E21) - R
365072	Discontinued (Changed to 365087)	441004	Renault R4, R6 - R
365073	Nissan Laurel - F	441005 ▼	Renault R16 - F (Discontinued)
365076	Toyota Celica Supla, Cressida - F	441006 ▼	Renault R16 - R (Discontinued)
365077	Toyota Celica - F	441007	Discontinued (Changed to 441018)
365078 ▼	Bedford Astra, Opel Astra, Vauxhall Astra - F, Opel Astra, Vauxhall Astra - F (Changed to 365504)	441008	Nissan Cedric - R
365079	Nissan Maxima - R	441009 ▼	Mazda 616 - R (Discontinued)
365081	Toyota Carina E - F	441010	BMW 5 Series (E12), Series 2.5 - 3.3 (E3) - R
365082	BMW 7 Series (E32) - F	441011 ▼	Talbot Avenger - R (Discontinued)
365083 ▼	BMW 5 Series (E34) - F (Changed to 365505)	441012 ▼	Talbot Avenger, Sunbeam - R (Discontinued)
365085	Toyota Camry - F	441013	Renault R12, R15, R17 - F
365086	Toyota MR 2 - R	441014	A - Rover Triumph Dolomite - F
365087 ▼	Citroën AX, Saxo, Peugeot 106 - F (Changed to 365506)	441015	A - Rover Triumph Dolomite - R
365091	Toyota Corolla - F	441017	BMW 2.5 - 3.3/5/6 Series (E3/E12/E24) - R
365092	Toyota Celica - F	441018	VW Golf, Jetta, Scirocco, Cabrio - R
365093	Toyota RAV 4 - F	441019	Audi 50, VW Polo, Derby - R
365096	Toyota Camry - F	441021	Mercedes Benz W114, W115 - F
365097	Toyota Camry - R	441022	Audi 80, 90, Coupé - R
365098	Nissan 300ZX(Z31) - F	441023	Citroën 2 CV, Dyane, Mehari - R
365099	Toyota MR 2(SW20) - F	441024	Citroën 2 CV, Dyane, Mehari - F
365100	Toyota MR 2(SW20) - R	441025	Citroën 2 CV, Dyane, Mehari - F
365101 ▼	Lada 110/112 - F, Lada 110/112 - F (Changed to 365507)	441026	Citroën 2 CV, Dyane, Mehari - R
365500	Audi 80,90 Coupé, Cabrio, VW Passat, Santana - F	441027	Citroën Visa, Peugeot 104 - R
365501	Bedford Astra, Daewoo Nexia, Lanos, Espero, Opel Kadett, Vauxhall Astra, Belmont - F	441028	Peugeot 204, 304 - R
365502	Opel Vectra, Calibra, Vauxhall Cavalier, Calibra - F	441029	Peugeot 204, 304 - R
365503	Opel Vectra, Calibra, Vauxhall Cavalier, Calibra - F	441030	Renault R5, R14 - R
365504	Bedford Astra, Opel Astra, Vauxhall Astra - F	441031 ▼	Renault R20 - F (Discontinued)
365505	BMW 5 Series (E34) - F	441032	A - Rover Triumph - F
365506	Citroën AX, Saxo, Peugeot 106 - F	441034	Discontinued (Changed to 441041)
365507	Lada 110/112 - F	441036 ▼	Renault R20, R30 - F (Discontinued)
365800	Moskwich 2141 - F	441037	Daihatsu Charade - R
		441038	Fiat Panda, Seat Panda, Marbella - R
		441040	Audi 100, Audi 200 - R
		441041	Citroën LN, LNA, Peugeot 104, Talbot Samba - R
		441042	Peugeot 305 - R
		441043	Nissan Micra/March - R



NUMERICAL LISTING NUMERISCHE LISTE LISTE NUMERIQUE			
<b>KYB</b>	VEHICLE FAHRZEUG VEHICULE	<b>KYB</b>	VEHICLE FAHRZEUG VEHICULE
441044 441045	Alfa Romeo Alfa Sud - R Discontinued (Changed to 441089)	441099	Kia Pride - R
441046	BMW 7 Series (E23) - R	441101	Mitsubishi Canter - F
441047	BMW 7 Series (E23) - R	441102	Peugeot 406 Sedan - R
441048	Ford Sierra - R	441103	Peugeot 406 Coupé - R
441049	Renault R18 Berline/Break - F	441104	Peugeot 406 Estate - R
441050	Renault R20, R30 - F	441105	Citroën Berlingo, Peugeot Partner - R
441051	Renault R18 Berline/Break - F	441106	Citroën Jumpy, Fiat Scudo, Peugeot Expert - R
441052	Renault R18 Berline/Break, Fuego - F	441107	Citroën Jumpy, Fiat Scudo, Peugeot Expert - R
441053	Mitsubishi Galant - R	441108 ▼	Hyundai AtoS - R (Changed to 443300)
441054	A - Rover 200, Honda Civic, CR - X - R	441109	Kia Pregio - F
441055	Lada 110/112, Samara - R	441110	Peugeot 206 - R
441056	Renault R5 - R	441111	Peugeot 206 Entreprise - R
441057	Renault R 21 Berline - R	441800	Skoda Favorit, Forman, Felicia, Pickup - R
441058	Renault R25 - F	441801	Ford Fiesta, Fiesta Van - R
441059	Suzuki Swift - R	441850	Discontinued (Changed to 441098)
441060	Peugeot J7/J9 Fourgon - F	441900	Ford Escort, Orion - R
441061	Honda Accord - F (R)	441901 ▼	Audi 80 - R (Changed to 441083)
441062	Honda Accord - F (L)	441902	Audi 100, A6 - R
441063	Honda Accord - R	441903	Discontinued (Changed to 441800)
441064	Renault R5 - R	441905	VW Golf Variant - R
441065	Citroën AX, Saxo, Peugeot 106 - R	441951	Ford Escort - R
441066	Citroën Xsara Picasso, Peugeot 405 - R	441960	Peugeot 305 Sedan - R
441069	Renault Espace - F	441961	Peugeot 305 Sedan - R
441070	A - Rover Maestro, Montego - R	441962	Citroën C15, Peugeot 305 Estate - R
441071	Discontinued (Changed to 441070)	441963	Peugeot 504 Estate - R
441072	A - Rover Montego Saloon/Estate - R	441965	Renault Master R,Q Series - F
441073	A - Rover Maestro, Montego Saloon/Estate - R	441966	Renault Master R Series - F
441074	VW Caddy - R	<b>442000 Series</b>	
441075	Citroën Visa - R	442001	A - Rover Mini, Seven 850 - F
441076	Citroën Visa - R	442002	A - Rover Mini, Seven 850 - R
441077	Auto Bianchi Y10, Fiat Panda, Lancia Y10 - R	442003	A - Rover Mini, Seven 850 - R
441078	Mitsubishi Galant - R	442004 ▼	Nissan Sunny (B10) - F (Discontinued)
441079	Mitsubishi Colt, Lancer - R	442005 ▼	Nissan Sunny (B10/110) - R (Discontinued)
441080	Renault Espace - F	442006 ▼	Nissan Sunny (B110/210), Sunny Excellent - R (Discontinued)
441081	Mercedes Benz Commacial - R	442007 ▼	Nissan Sunny (B210), Sunny Excellent- R (Discontinued)
441082	A - Rover 200/400 - R	442008	Nissan Sunny (B310) - R
441083	Audi 80 - R	442009	Toyota Starlet - R
441084	Audi 100, A6 - R	442010	Toyota Tercel/Corsa - R
441085	Mitsubishi Colt, Lancer, Proton Persona - R	442011	Toyota Publica - R
441086	Mitsubishi Galant - F	442014 ▼	Suzuki Alto - R (Discontinued)
441087	Mitsubishi Galant - R	442015 ▼	Suzuki Carry - R (Discontinued)
441088	Peugeot 607 - R	442016	A - Rover Mini - R
441089	BMW 5/6 Series (E28/E24) - R	442017	Discontinued (Changed to 442031)
441091	Hyundai Lantra - R	442019	Daihatsu Hi jet Cab - F
441092	Citroën Xsara sedan, H/B (9.00-), Citroën ZX, Xsara, Peugeot 306 - R	442020	Daihatsu Hi jet Cab - R
441093	Citroën Xsara sedan, (9.00-)Heavy Duty, Citroën ZX, Xsara, Peugeot 306 - R	442021	Suzuki Alto - R
441094	Auto Bianchi Y10, Fiat Panda, Lancia Y10 - R	442022 ▼	Suzuki Carry - R (Discontinued)
441095	Hyundai Sonata - R	442023	Honda Acty - R
441096	A - Rover 800 - F	442027	Daihatsu Charade - R
441097	A - Rover 800 - F, Seicento	442028	Bedford Rascal, Suzuki Swift, Carry - R
441098	Fiat Cinquecento, Seicento - R		

NUMERICAL LISTING NUMERISCHE LISTE LISTE NUMERIQUE			
 VEHICLE FAHRZEUG VEHICULE		 VEHICLE FAHRZEUG VEHICULE	
442029	Mitsubishi Colt, Lancer - R	443045	VW Type I - R, VW Transporter, Bus - F/ - R
442030	Suzuki Alto - R	443046	VW Type I - F
442031	A - Rover Mini Metro, Rover 100 - F		
442032	Daihatsu Cuore - R	443047	VW Type I/III, Type 181 - R
442033	Daihatsu Cuore/Domino (L201) - R	443048	VW Passat - R
442034	Daihatsu Cuore/Domino (L501) - R	443049	Audi 80, VW Passat - R
442035	Nissan Cherry (N12), Sunny (B11) - R	443050	Volvo Car 300 Series - R
442037	Subaru E Series - R	443051	VW Transporter, Bus Type II - F
442038	Daihatsu Cuore/Domino - R	443052	VW Basis - Transporter Type II - F
<b>443000 Series</b>		443053	VW Basis - Transporter Type II - R
443004	BMW 1500 - 2000 Series (E10) - R	443054	Volvo PV444, PV445, PV544, P210 - F
443005	Auto Bianchi Bianchina, Fiat 500, 126, Fiat Polski 126 - F	443055	Volvo PV444, PV544 - R
443006	Auto Bianchi Bianchina, Fiat 500, 126, Fiat Polski 126 - R	443056	Volvo Amazon - F
443007	Fiat 124, Seat 124, 1430 - F	443057	Volvo Amazon - R
443008	Fiat 124, 131, Seat 124, 131 - R	443058	Volvo Amazon - R
443009	<b>Discontinued (Changed to 443123)</b>	443059	Volvo P140, P160 - F
443010	Fiat 125, Fiat Polski 125 - F	443060	Volvo P140, P160 - R
443011	Fiat 125, Fiat Polski 125 - R	443061	Volvo P140, P160 - R
443012	Seat 131 - R	443062	Volvo 240 - R
443013	Fiat/Seat 132, Fiat Polski 132, Polonez - F	443063	Volvo Car DAF 66, Volvo 66 - R
443014	Fiat/Fiat Polski/Seat 132 - R	443064 ▼	Nissan Pulsar (N11) - R (Discontinued)
443015	Ford 17M, 20M, 26M - R	443065	Daihatsu Chalmant, Nissan Sunny (B10) - R,
443016	Ford Taunus, Cortina, Hyundai Stellar - F	443066	Toyota Corolla - R
443017	Ford Taunus, Cortina, Hyundai Stellar - R		Mitsubishi Lancer Celeste, Galant - R, Nissan Sunny
443018	Ford Consul, Granada - F		(B110/210/310) - R
443019	Ford Consul, Granada - R	443067	Suzuki Jimny - R
443020	Ford Escort - R	443068	Nissan Violet, Bluebird - R, Toyota Corolla, Corona,
443021	Ford Escort - R		Cressida - R
443022	Ford Capri - R	443069	Nissan Violet, Bluebird U - R
443023	Ford Cortina - R	443070	Mitsubishi Galant, Nissan Violet - R, Toyota Corona,
443024	Opel Kadett - F	443071	Corona Mk II - R
443025	Bedford Chevanne, Opel Kadett, Vauxhall,		Toyota Corona Mk II, Hi - Lux, Stout - F
	Chevette - R	443072	Nissan Bluebird, Toyota Corona - R
443026	Bedford Chevanne, Opel Kadett, Ascona, Manta,	443073	Toyota Corona - R
	Vauxhall Chevette, Cavalier - F	443074 ▼	Nissan Urvan - R (Discontinued)
443027	Opel Kadett, Ascona, Manta, Rekord, Commodore,	443075 ▼	Nissan Laurel - R (Discontinued)
	Vauxhall Chevette, Cavalier, Carlton - R	443077	<b>Discontinued (Changed to 444038)</b>
443028 ▼	Opel Ascona, Manta, Ascona Voyage - F	443078	Nissan Pick-up - F
	(Discontinued)	443079	Nissan Pick-up, Urvan - R
443029	Opel Rekord, Commodore - F	443080	Nissan Pick-up - F
443030	Opel Rekord, Commodore, Wartburg Barkas - R	443081	Mazda Familia Presto, Commercial - R
443031	Opel Rekord, Commodore, Vauxhall Carlton - R	443082	Mazda 323 (FA4) - R
443032	Renault R4, R5, R6 - F	443083	Mazda 323 (FA4), Savanna 808, 818 - R
443033	Saab 95, 96, GT750 - F	443084	Mazda Savanna 808, 818 - R
443034	Saab 95, 96, GT750 - R	443085	Mazda Commercial - F
443035	Saab 99 - F	443086	Mazda Commercial - F
443036	Saab 99 - R	443087	Hyundai Pony Excel - R, Mitsubishi Colt - Mirage,
443037	Saab 900 - F		Cordia, Tredia - R
443038	Saab 99, 900 - R	443088	<b>Discontinued (Changed to 443194)</b>
443039 ▼	A - Rover Triumph - R (Discontinued)	443089	Mazda Bongo, Toyota Town Ace - R,
443043	Vauxhall Viva HB/HC, Firenza, Magnum - R	443090	Mitsubishi Lancer Celeste, L300 - R
443044	VW Type III, Transporter, Bus - F	443093 ▼	Mitsubishi Lancer Celeste - R
		443094	Mitsubishi Galant Sapporo - R (Discontinued)
		443095 ▼	Mitsubishi Galant Sapporo - R
			Toyota Publica - R (Discontinued)

NUMERICAL LISTING NUMERISCHE LISTE LISTE NUMERIQUE			
	VEHICLE FAHRZEUG VEHICULE		VEHICLE FAHRZEUG VEHICULE
443097	Daihatsu Charmant, Toyota Corolla- R	443162 ▼	Vauxhall Victor - F (Discontinued)
443098	Toyota Corolla, Carina - R	443163 ▼	Vauxhall Victor - R (Discontinued)
443099	Daihatsu Charmant - R, Toyota Tercel, Corolla, Carina, Celica - R	443164	VW Passat, Santana - R
443100	Toyota Corona - R	443165	Audi 50, VW Polo - R
443101	Discontinued (Changed to 443179)	443168	Mercedes Benz Commercial - F
443102	Toyota Carina, Celica, Corona, Cressida - R	443169	Mercedes Benz Commercial - R
443103	Toyota Carina, Corona - R	443170	Mercedes Benz Commercial - F
443104	Toyota Corona, Corona Mk II - R	443171	Discontinued (Changed to 443172)
443105	Toyota Cressida - R	443172	VW Golf I, Jetta, Scirocco, Cabrio - R
443106	Toyota Hi - Lux, VW Taro - F	443173 ▼	Talbot Avenger, Sunbeam - R (Discontinued)
443107	Toyota Hi - Lux - R	443174	Discontinued (Changed to 443173)
443108	Toyota Hi - Lux - F	443175	Daihatsu Cuore - R
443109	Ford Escort, Escort Van - R	443176	Daihatsu Charmant - R
443110 ▼	Mazda Proceed - F (Discontinued)	443177	Daihatsu Taft - F, Nissan Vanette - R
443111	Audi 100, 200 - R	443179	Mazda E Series, Nissan Pick-up - R, Toyota Corona, Corona Mk II - R
443112 ▼	Austin - Rover Marina, Ital - R (Discontinued)	443180 ▼	Nissan Homer, Cabstar - R (Discontinued)
443113	Talbot Minx, Scepter - R	443181	Toyota Lite Ace - F
443114	Alfa Romeo Giulia, Talbot Simca, Alpine - F	443182	Toyota Stout - F
443115	Talbot Simca, Alpine - R	443183	Nissan Terrano, Toyota Hi - Lux - R
443120 ▼	Vauxhall Victor - R (Discontinued)	443184	Nissan Vanette - R
443121	Vauxhall Victor, Viva - F	443185	Discontinued (Changed to 443292)
443122	Lada VAZ, Niva - F	443186	Bedford KB, Isuzu Faster, Trooper - R
443123	Fiat 124, Lada VAZ, Niva, Seat 124 - R	443187	Nissan Vanette - F
443125	Discontinued (Changed to 443068)	443188	Bedford KB, Isuzu Faster, Trooper - F
443126	Alfa Romeo Giulia - R	443189	Mitsubishi L200 - F
443127	Alfa Romeo Alfetta, Giulietta, Alfa 6 - F	443190	Bedford/Isuzu/Opel/Vauxhall KB, Campo- F
443128	Alfa Romeo Alfetta, Giulietta - R	443191 ▼	Daihatsu Fellow, Cuore - R (Discontinued)
443129 ▼	Rover 2000/3000 (P6) - F (Discontinued)	443193 ▼	Subaru Rex 600 - R (Discontinued)
443130	Talbot Horizon, Solara - R	443194	Hyundai Pony, Mitsubishi Lancer Celeste, Suzuki Samurai, Toyota Town Ace, Dyna 150 - R
443131	Talbot Horizon, Solara - F	443195	Mitsubishi L200 - F
443134	Daewoo Nexia, Lanos, Espero, Opel Kadett, Astra, Vectra - R, Vauxhall Astra, Belmont, Cavalier - R	443196	Discontinued (Changed to 443290)
443135	Bedford Astra, Opel Kadett, Vauxhall Astra - R	443197	Mitsubishi L300 - R
443137 ▼	Talbot Simca - R (Discontinued)	443198	Mitsubishi Pajero/Shogun - R
443140 ▼	Talbot Simca - F (Discontinued)	443204	Fiat Polski Polonez - R
443141 ▼	A - Rover Triumph - R (Discontinued)	443205	Renault R18 Berline - R
443142 ▼	Talbot Simca - F (Discontinued)	443206	Renault R18 Break, Fuego - R
443143	Skoda 1000, 100, 110, 105, 120 - F	443207	BMW 3 Series (E30) - R
443144	Skoda 1000, 100, 110, 105, 120 - R	443208	Ford Sierra - R
443145	Wartburg 1000 Kombi, 313/353 - F/ - R	443209	VW Passat, Santana - R
443149	Mitsubishi L300, Nissan Serena, Toyota Lite Ace - R	443210	Isuzu Aska - R
443150	Daihatsu Taft, Mitsubishi L300 - R, Toyota Lite Ace, Blizzard - R	443211 ▼	Isuzu Trooper - R (Changed to 443186)
443151	Daihatsu Taft - R	443212	Nissan Prairie - R
443152	Daihatsu Taft, Toyota Blizzard - F	443213 ▼	A - Rover Ital - F (Discontinued)
443153	Nissan Patrol - F	443214	Toyota Hi - Lux, VW Taro - F
443154	Nissan Patrol - R	443215	Mazda E Series - F
443155	Nissan Patrol - R	443216	Ford Ranger 2WD, Isuzu/Opel/Vauxhall Campo, Mazda B series - F
443156	Suzuki Jimny/Samurai - F	443217	Toyota Hi - Lux, VW Taro - R
443157	Mazda Bongo - F	443218	Nissan Bluebird - R
443158	Nissan Bluebird U - R	443219	Discontinued (Changed to 443800)
443160 ▼	Bedford CF Series - F (Discontinued)	443220	Peugeot 205, 309 - R
443161 ▼	Bedford CF Series - R (Discontinued)		







NUMERICAL LISTING  
NUMERISCHE LISTE  
LISTE NUMERIQUE

	VEHICLE FAHRZEUG VEHICULE		VEHICLE FAHRZEUG VEHICULE
443221	Alfa Romeo Alfa Sud, Alfa 33 - R	443277	Citroën Evasion, Fiat Ulysse, Peugeot 806 - R
443222	Mitsubishi Colt, Lancer - R	443278	Ford Escort Express - R
443223	Mitsubishi L300 - R	443279	Nissan Vanette (C22) - R
443224	Mitsubishi L300 - R	443280	Toyota Dyna 150 - F
443225	Opel Corsa, Vauxhall Nova, Corsa - R	443282	Austin Rover Sherpa - F
443226	Nissan Pick-up - R	443283	Mitsubishi L400, Space Gear - R
443227	Nissan Pick-up - F	443284	Mitsubishi L400, Space Gear - R
443229	Nissan Sunny (B11) - R	443285	Mazda E Series, Mitsubishi L400, Nissan Bluebird, Toyota Dyna 150 - R
443230	Opel Ascona, Vauxhall Cavalier - R	443286	Mitsubishi L400, Space Gear - R
443231	Mazda 323 (FA) - R	443287	Seat Inca, VW Polo Caddy - R
443233	Bedford Astra, Opel Corsa, Kadett - R	443288	Austin Rover Sherpa - F
443234	Opel Vectra, Omega A, Senator, Vauxhall Cavalier, Carlton - R	443290	Mitsubishi L200 4WD - R
443235	VW Golf II - R	443291	Skoda Pick Up - R
443236	VW Golf II, Jetta - R	443292	Mitsubishi L200 2WD - R
443237	Peugeot J7/J9 Fourgon - R	443293	Nissan Pick Up, King Cab 4WD - F
443238	Nissan Pick-up - F	443294	Nissan Pathfinder (R50) - R
443239	Nissan Pick-up - F	443295	Isuzu/Opel/Vauxhall Campo/Brava - R Ford Maverick, Nissan Terrano II - R
443240	Nissan Pick-up - R	443296	Seat Ibiza, Cordoba - R , Seat Cordoba, VW Polo Estate - R
443241	Toyota Hi - Lux - R	443297	Toyota Hi-Lux - R
443242	Daihatsu Hi Jet Cab - F	443298	Toyota Hi-Lux - R
443243	Ford TRANSIT FT3.02, 3.47m - F	443300	Hyundai Atos, Atos Prime - R
443244	Discontinued (Changed to 443134)	443301	Daewoo Matiz - R
443245	Discontinued (Changed to 443234)	443302	Kia Besta - R
443246	VW Passat - R	443303	Peugeot 807 - R , Citroën Evasion, Fiat Ulysse, Lancia Zeta, Peugeot 806 - R
443247	Ford Escort Van - R	443363	Nissan Pathfinder (R50) - R
443248	Alfa Romeo Alfetta, Alfa 75, Alfa90 - F	443800	Seat Toledo, VW Golf, Jetta, Vento, Cabrio - R
443249	Alfa Romeo Alfetta, Alfa 75, Alfa90 - R	443801	Seat Ibiza, Cordoba - R
443250	Mitsubishi Colt, Lancer - R, Proton Saga, MPI - R	<b>444000 Series</b>	
443251	Mitsubishi Colt, Lancer - R	444002	VW Transporter, Bus Type II - R
443252	Volvo Car 440, 460 - R	444003	Nissan Violet, Bluebird, Bluebird U, Laurel - R
443253	Nissan Terrano/Pathfinder - F	444004 ▼	Nissan Laurel - R (Discontinued)
443254	Toyota Hi - Lux, VW Taro - R	444005	Nissan Homer, Cabstar - F
443255	Nissan Micra/March - R	444007 ▼	Nissan Cedric - F (Discontinued)
443256	Discontinued (Changed to 443257)	444011 ▼	Nissan Cedric - R (Discontinued)
443257	Toyota Hi - Lux, VW Taro - R	444012	Toyota Land Cruiser - R
443258	Toyota Hi - Lux - R	444018 ▼	Toyota Crown - F (Discontinued)
443259	Ford Ranger 2WD - R , Mazda B series, Toyota Hi - Lux, VW Taro - R	444020 ▼	Toyota Crown - R (Discontinued)
443260	Toyota Dyna, Dyna 150 - F	444021 ▼	Toyota Crown - R (Discontinued)
443261	Opel Calibra, Vauxhall Calibra - R	444022	Mitsubishi Delica, L300, Toyota Hi - Ace - F
443262	Toyota Dyna, Dyna 150 - R	444023	Hyundai H100, Isuzu Truck, Nissan Clipper, Toyota Hi Ace, Truck - R
443263	Mitsubishi Lancer - R	444024	Nissan Caball - R, Toyota Land Cruiser, Truck- F
443264	Discontinued (Changed to 443295)	444025	Bedford/Isuzu Midi, KB, Mazda Titan, Nissan Homer, Urvan, Toyota Coaster, Dyna - R
443265	Mitsubishi Space Wagon, Space Runner, Santamo, Kia Joice - R	444026	Nissan Cabstar, Junior, Toyota Hi - Lux, Land Cruiser, Stout - R
443269	Hyundai Pony, Excel, S - Coupé - R	444027	Toyota Land Cruiser - F
443270	Renault Espace - R	444028	Isuzu Truck, Toyota Dyna- F
443271	Fiat Uno - R	444029	Ford TRANSIT FT106/118" - F
443272	Mercedes Benz MB100D - F		
443273	Mercedes Benz MB140/160/180 - F		
443274	Discontinued (Changed to 443285)		
443275	A - R over Maestro Van(84-90) - R		
443276	A - R over Maestro Van(90-94) - R		

NUMERICAL LISTING NUMERISCHE LISTE LISTE NUMERIQUE			
<b>KYB</b>	VEHICLE FAHRZEUG VEHICULE	<b>KYB</b>	VEHICLE FAHRZEUG VEHICULE
444030	Ford TRANSIT FT106/118" - R	444094	Ford TRANSIT FT3. 02, 3. 47m - R
444031	Renault R12, R15, R17 - R	444095	Opel Omega A, Vauxhall Carlton- R
444034	Mercedes Benz W114, W115 - R	444096	VW LT Series - R
444035 ▼	Austin - Rover 2000/3000 (P6) - R (Discontinued)	444097	Toyota Land Cruiser - R
444036	Peugeot 504,505, 604, Talbot Tagora - R	444098	Toyota Land Cruiser- R
444037	Peugeot 504 - R	444099	Discontinued (Changed to 443270)
444038	Nissan Cedric - F	444100	Fiat Tipo, Tempra - R
444039	Nissan Urvan - F	444101	Mitsubishi Pajero/Shogun - R
444040	Bedford Midi, Isuzu Fargo - R, Toyota Coaster - F	444102	Ford Maverick, Nissan Terrano - F
444041	Toyota Land Cruiser - F	444103	Toyota Hi - Lux, VW Taro - F
444042	Rover Landrover - F	444104	Toyota Hi - Ace - F
444043	Rover Landrover - R	444105	Toyota Hi - Ace - R
444044	Rover Landrover - R	444106	Toyota Land Cruiser - F
444045	Bedford CF, Opel Blitz - F	444107	Toyota Land Cruiser - R
444046	Bedford CF, Opel Blitz - R	444109	Mitsubishi Canter - R
444048	A - Rover Sherpa - R	444110	Toyota Land Cruiser - F
444049	Discontinued (Changed to 444154)	444112	Toyota Land Cruiser - R
444050	VW LT Series - F	444113	Toyota Land Cruiser - F
444051	VW LT Series - R	444114	Toyota Land Cruiser - F
444052	Nissan Patrol - F	444115	Toyota Land Cruiser - R
444053	Nissan Patrol - R	444116	Toyota Land Cruiser - R
444054	Nissan Homer, Cabstar - F	444117	Mitsubishi L200 - F
444055	Nissan Homer, Cabstar - R	444118	Nissan Vanette - F
444056	Isuzu Truck - R	444119	VW Transporter Type IV (T4) - F
444057	Isuzu Truck - R	444120	Opel/Vauxhall Frontera - F
444058	Isuzu Truck - R	444121	Discontinued (Changed to 444132)
444059	Discontinued (Changed to 444078)	444122	Opel/Vauxhall Frontera - R
444060	Nissan Clipper, Caball - F	444123	Toyota Hi - Ace - R
444061	Daihatsu Delta - R	444124	Ford TRANSIT - R
444062	Mazda Titan, Truck - F	444125	Ford TRANSIT - R
444063	Nissan Junior - F	444126	Mercedes Benz MB100D - R
444064	Daihatsu Delta - F	444127	Mercedes Benz MB140/160/180 - R
444065	Bedford Midi, Isuzu Fargo - F	444128	Hyundai H100 - F
444066	Mazda Titan, Truck - R	444129	Nissan Patrol (260) - F
444067	Mitsubishi Pajero/Shogun - F	444130	Nissan Patrol (260) - R
444068	Mitsubishi L300 - F	444131	Nissan Serena (C23) - R
444076 ▼	Rover SD 1 Series - R (Discontinued)	444132	Isuzu Trooper, Nissan Urvan - F
444077	Peugeot 404 - R	444133	Austin Rover Sherpa - R
444078	Toyota Land Cruiser - F	444134	Ford Sierra Pick-Up (88-) - R
444080 ▼	Daihatsu Delta - R (Discontinued)	444135	Ford Ranger 4WD, Mazda B Series 4WD (85-) - F
444081	Nissan Cedric - R	444136	Ford Ranger 4WD, Mazda B Series 4WD (85-) - R
444082	Volvo 700, 900 Series - R	444137	Mitsubishi L300, L400 - F
444083	Isuzu Trooper - R, Toyota Dyna - F	444138	Mitsubishi L400 - F
444084	Toyota Hi - Ace, Dyna - R	444139	Mitsubishi Pajero/Montero - F
444085	Toyota Hi - Ace, Dyna 100 - F	444140	Nissan Cabstar - R
444086	Toyota Hi - Ace - R	444141	Vauxhall Cavalier Estate - R
444087	Toyota Hi - Ace - R	444142	Austin Rover Sherpa - F
444088	Peugeot 505 - R	444143	Austin Rover Sherpa - R
444089	Mitsubishi L300 - F	444144	Mazda E Series - F
444090	Mitsubishi L300 - F	444145	Mercedes Benz Commercial - F
444091	Peugeot 205 - R	444146	Mercedes Benz Commercial - F /- R
444092	Toyota Land Cruiser - R	444147	Mercedes Benz Commercial - F /- R
444093	Toyota Hi - Ace - F	444148	Mitsubishi Canter - F
		444149	Mitsubishi Canter - F



NUMERICAL LISTING  
NUMERISCHE LISTE  
LISTE NUMERIQUE



	VEHICLE FAHRZEUG VEHICULE		VEHICLE FAHRZEUG VEHICULE
	444150 Mitsubishi L200 4WD - F 444154 Mercedes Benz Commercial - F/- R 444155 Renault Trafic T Series - R 444156 Renault Trafic T Series - R 444157 Mitsubishi Canter - R  444158 Nissan Serena - R 444159 Nissan Patrol, Safari - F 444160 Nissan Patrol, Safari - R 444161 VW Transporter LT28, LT35 - R 444162 Kia Besta - F  444262 VW Transporter LT Series, Mercedes Benz Sprinter - R 444266 GM Niva - F 444267 GM Niva - R 444900 Renault Trafic P,V Series - R	<b>Gas-A-Just (55 - Series)</b>	
<b>445000 Series</b>		<b>551000 Series</b>	
445002 ▼ Rover Range Rover - F (Changed to 445037) 445003 ▼ Rover Range Rover - R (Changed to 445025) 445004 Audi 100 - F 445005 Rover Landrover - F 445006 Rover Landrover - R  445007 Rover Landrover - R 445008 Rover Landrover - F 445009 Rover Landrover - R 445010 Bedford CF Series, Opel Blitz - F 445011 Bedford CF Series, Opel Blitz - R  445012 ▼ Bedford TK Range - F (Discontinued) 445014 Mercedes Benz Commercial - F/- R 445015 ▼ Isuzu Truck - R (Discontinued) 445016 Isuzu Truck - F 445017 ▼ Bedford TK Range - F (Discontinued)  445018 ▼ Bedford TK Range - F (Discontinued) 445019 VW Transporter, Bus Type II - F 445020 VW Transporter, Bus Type II - R 445021 Peugeot 404/504 Pick - up - R 445022 Citroën C25, Fiat Ducato, Talento, Peugeot J5 - R  445025 Rover Range Rover, Landrover - R 445026 Rover Landrover - F 445027 Austin Rover Sherpa - F 445028 Mazda MPV - R 445029 Mercedes Benz G-Class - F  445030 Mercedes Benz G-Class - F 445031 Mercedes Benz G-Class - F 445032 Mercedes Benz G-Class - F 445033 Mercedes Benz G-Class - R 445034 Mercedes Benz G-Class - R  445035 Rover Discovery - F 445036 Rover Discovery - R 445037 Rover Discovery, Range Rover - F 445038 Rover Range Rover - F 445042 Rover Range Rover - F  445043 Rover Range Rover - R		551001 BMW 3 Series (E21) - R 551002 Audi 80 - R 551004 Porsche 914 - R 551005 Saab 90, 99, 900 - R 551006 <b>Discontinued (Changed to 551014)</b>  551007 Nissan Bluebird U, Fair Lady - R 551008 Nissan Bluebird U, Skyline, Laurel, Fair Lady - R 551009 ▼ Mazda 616 - R (Discontinued) 551010 Nissan Cedric - R 551011 BMW 5 Series (E12), Series 2.5 - 3.3 (E3) - R  551012 ▼ Renault R12, R15, R17 - F (Discontinued) 551013 BMW 2.5 - 3.3/5/6 Series (E3/E12/E24) - R 551014 VW Golf, Jetta, Scirocco, Cabrio - R 551015 Audi 50, VW Polo, Derby - R 551016 Mercedes Benz W108/109/110/111/113 - F  551017 Mercedes Benz W107/114/115/126 - F 551018 Mercedes Benz W116/123/126 - F 551019 Alfa Romeo Alfa Sud - R 551020 Audi 80, 90, Coupé - R 551021 ▼ Rover SD 1 Series - R (Discontinued)  551022 Jaguar XJ Series - R 551023 Renault R5, R14 - R 551024 ▼ A - Rover Triumph - F (Discontinued) 551025 ▼ Renault R16 - F (Discontinued) 551026 ▼ Renault R16 - R (Discontinued)  551027 Alfa Romeo Giulia - R 551028 Nissan Skyline, Laurel - R 551029 Renault R4 Fourgonette - R 551030 BMW 7 Series (E23) - R 551031 Nissan Fair Lady - R  551032 Toyota Starlet - R 551033 Opel Ascona, Vauxhall Cavalier - R 551034 <b>Discontinued (Changed to 551058)</b> 551035 Ford Sierra - R 551036 Mitsubishi Galant - R  551037 Mitsubishi Colt, Lancer - R 551038 VW Passat, Santana - R 551039 VW Passat, Santana - R 551041 Citroën 2CV, Dyane, Mehari - R 551042 Citroën 2CV, Dyane, Mehari - F  551044 <b>Discontinued (Changed to 553177)</b> 551045 Renault R4 - R 551046 Renault R5 - R 551047 Renault R21 Berline - R 551048 <b>Discontinued (Changed to 553178)</b>  551049 VW Transporter, Bus Type II - F 551050 Toyota Starlet - R 551052 Citroën AX, Saxo, Peugeot 106 - R 551053 Citroën Xsara Picasso, Peugeot 405 - R 551054 Renault Clio I, Renault Clio - R	

NUMERICAL LISTING NUMERISCHE LISTE LISTE NUMERIQUE			
	VEHICLE FAHRZEUG VEHICULE		VEHICLE FAHRZEUG VEHICULE
551055	Audi 80 - R	552022	Isuzu Gemini - R
551056	Audi 80 - R	552023	Toyota Starlet - R
551057	Jaguar XJ 40 Series - R		
551058	BMW 5/6 Series (E28/E24) - R		
551059	Mazda RX - 7 - R		
		<b>553000 Series</b>	
551060	Citroën Xsara sedan, H/B (9.00-), Citroën ZX, Xsara, Peugeot 306 - R	553003	Fiat 124, Seat 124, 1430 - F
551061 ▼	Renault Megane - R (Changed to 551804)	553004	Fiat 124, 131, Seat 124, 131 - R
551062 ▼	Renault Laguna - R (Changed to 551805)	553005	Fiat 124, Lada VAZ, Niva, Seat 124 - R
551063	VW Passat Syncro - R	553006	Fiat/Seat 132, Fiat Polski 132 - F
551064	Toyota Starlet (P 8/9), Paseo - R	553007	Ford Taunus, Cortina, Hyundai Stellar - F
551065	Renault Megane I - R (2.0-16V 10.98-9.02)	553008	Ford Consul, Granada - F
551066 ▼	Renault Mégane Scenic - R (Changed to 551807)	553009	Bedford Chevanne, Opel Kadett, Ascona, Manta, Vauxhall Chevette, Cavalier - F
551067 ▼	Renault Laguna - R (Changed to 551808)	553010	Bedford Chevanne, Opel Kadett, Vauxhall Chevette - R
551068	Renault Clio - R	553011 ▼	Opel Ascona, Manta, Ascona Voyage - F (Discontinued)
551069	Toyota Supra - F	553012	Opel Rekord, Commodore - F
551070	Toyota Supra - R	553013	Porsche 924, 944 - R
551071	Renault Master R,Q Series - R	553014	Saab 90, 99 - F
551072 ▼	Renault Kangoo - R (Changed to 551810)	553015	Saab 900 - F
551073 ▼	Renault Kangoo - R (Changed to 551811)	553016	VW Type III - F
551077	Renault R5 Express, Rapide - R	553017	VW Type I, Buggy - R
551090	Ford Explorer - F	553018	VW Type I/III, Buggy - R
551804	Renault Megane - R	553019	VW Type I, Buggy - F
551805	Renault Laguna - R	553020	Volvo Amazon - F
551807	Renault Megane Scenic - R	553021	Volvo Amazon - R
551808	Renault Laguna - R	553022	Volvo P142, P144, P145, P164 - F
551810	Renault Kangoo - R	553023	Nissan Sunny (B310), Violet - R
551811	Renault Kangoo - R	553024	Suzuki Jimny - R
551900 ▼	Alfa Romeo 156 - F (Changed to 331900)	553025	Nissan Clipper, Caball, Violet, Bluebird - R
551917	Saab 9-5 Sedan, Estate - R	553026	Nissan Violet, Bluebird U - R
551918	Volvo S60 - R, Volvo S80 - R	553027	Mazda 616, Nissan Bluebird, Laurel, Toyota Carina, Celica - R
551921	Mercedes A-Class (W168) - R	553028	Toyota Corona - R
551922	Volvo S90 - R	553030	Toyota Corolla - R
551923	Volvo V90 - R	553032 ▼	Nissan Laurel - R (Discontinued)
		553037	Nissan Cedric - F
		553038	Discontinued (Changed to 554041)
		553039	Mazda Familia Presto, Familia Pick-up - R
		553040	Mazda 323 (FA4) - R
		553041	Toyota Carina, Celica, Corona - R
		553043	Mazda Savanna RX - 7 - R
		553045	Mazda Luce, 929 - R
		553046	Mazda Luce, 929 - R
		553048	Hyundai Pony Excel, Mitsubishi Colt - Mirage, Cordia, Tredia - R
		553049	Hyundai Pony, Mitsubishi Lancer Celeste - R
		553050	Mitsubishi Lancer Celeste - R
		553053	Mitsubishi Galant Sapporo - R
		553054	Daihatsu Charmant, Toyota Corolla - R
		553055	Toyota Corolla, Corona - R
		553056	Daihatsu Charmant, Toyota Tercel, Corolla - R
		553057	Toyota Corona, Corona Mk II, Hi - Lux, Stout - F
<b>552000 Series</b>			
552001	Nissan Cherry, Pulsar - R		
552002 ▼	Nissan Cherry - R (Discontinued)		
552003	Nissan Sunny (B110/210), Sunny Excellent - R		
552005	Nissan Sunny (B210), Sunny Excellent - R		
552006	Toyota Starlet - R		
552007	Mazda Savanna 808, 818 - R		
552010	Nissan Cherry (N12), Sunny (B11) - R		
552012 ▼	Suzuki Carry - R (Discontinued)		
552013	Toyota Publica - R		
552014	Subaru Rex 600 - F		
552015	Subaru Rex 600 - R		
552016	A - Rover Triumph Spiffire Mk IV - R		
552017	Mitsubishi Colt, Lancer - R		
552018	A - Rover Mini, Seven 850 - F		
552019	A - Rover Mini, Seven 850 - R		
552020	Suzuki Alto - R		
552021	Suzuki Swift - R		





NUMERICAL LISTING  
NUMERISCHE LISTE  
LISTE NUMERIQUE

	VEHICLE FAHRZEUG VEHICULE		VEHICLE FAHRZEUG VEHICULE
553058	Isuzu Faster, Mazda Titan, Nissan Homer, Toyota Corona, Coaster, Dyna - R	553116	Hyundai H100, Mitsubishi T series, L300, Nissan Serena, Toyota Life Ace - R
<b>553059</b>	<b>Discontinued (Changed to 553120)</b>	553117	Toyota Hi - Lux, VW Taro - F
553060	Toyota Corona Mk II, Hi - Lux, Stout - R	553118	Toyota Hi - Lux, VW Taro - R
553061	Toyota Stout - F, Toyota Corona Mk II - R	553119	Bedford/Isuzu/Opel/Vauxhall KB, Campo - F
553062	Toyota Cressida - R	553120	Mazda E Series, Nissan Pick-up, Toyota Corona, Corona Mk II - R
553063	Toyota Carina, Celica, Corona, Cressida - R	553121	Lada VAZ, Niva - F
553064 ▼	Toyota Crown - F (Discontinued)	553122	Toyota Hi - Lux - F
553065 ▼	Toyota Crown- R (Discontinued)		
<b>553066</b>	<b>Discontinued (Changed to 554039)</b>	553123	Nissan Homer, Cabstar - F
<b>553067</b>	<b>Discontinued (Changed to 554042)</b>	553124	BMW 3 Series (E30) - R
553072	Alfa Romeo Giulia, Talbot Simca, Alpine - F	553125	Ford Sierra - R
553073	Alfa Romeo Alfetta, Giulietta, Alfa 6 - F	553127	Opel Kadett - F
553074	Jaguar XJ Series - F	553130	Talbot Horizon, Solara - F
553075	Daewoo Nexia, Lanos, Espero, Opel Kadett, Astra, Vectra, Vauxhall Astra, Belmont, Cavalier - R	553131	Talbot Simca, Alpine - R
553076	Renault R5 - F	553132	VW Transporter, Bus Type II - F
553077 ▼	Austin - Rover Triumph - R (Discontinued)	553133	Wartburg 1000 Kombi, 313/353 - F/ - R
553078	Mitsubishi Galant Sapporo, Starion - R	553134	Fiat Uno - R
<b>553079</b>	<b>Discontinued (Changed to 554043)</b>	553136	Ford 17M, 20M, 26M - R
553081	Mitsubishi Lancer Celeste - R	553137	Bedford Astra, Opel Kadett, Vauxhall Astra - R
553082	Toyota Publica - R	553138	Peugeot 205, 309 - R
553083	Mitsubishi Galant, Nissan Sunny (B210) - R	553139	Skoda 1000, 100, 110, 105, 120 - F
553084	Nissan Clipper, Toyota Hi - Ace, Life Ace - R	553140	Skoda 1000, 100, 110, 105, 120 - R
553085	Mazda Commercial - F	553141	Renault R9, R11 - R
553086	Mazda Commercial - F	553142	Mitsubishi Pajero/Shogun - R
553087	Bedford KB, Isuzu Faster, Trooper - F	553143	Daihatsu Taff, Mitsubishi L300, Toyota Blizzard - R
553088	Nissan Pick-up - F	553144	Daihatsu Taff, Toyota Blizzard - F
553089	Isuzu Gemini - R	553145	Daihatsu Taff - F, Nissan Vanette - R
553090	Isuzu Gemini - F	553146	Mitsubishi L300 - R
553093 ▼	Subaru Rex 600 - R (Discontinued)	553148	Fiat 125, Fiat Polski 125 - R
553094	Mazda Bongo - R	553149	Renault R18 Berline - R
553095	Nissan Urvan - R	553150	Renault R18 Break, Fuego - R
553096	Daihatsu Taff, Nissan Pick-up - R	553151	Ford Scorpio/Granada - R
553097 ▼	Daihatsu Fellow, Cuore - R (Discontinued)	553152	Nissan Pick-up - F
553098	Nissan Pick-up - R	553153	Nissan Pick-up - R
553099	Nissan Vanette - F	553154	Nissan Pick-up - R
553100	Nissan Vanette - R	553155	Opel Vauxhall Corsa, Tigra, Nova - R
553101	Nissan Pulsar (N11) - R	553156	Daihatsu Feroza - R
553102	Mitsubishi L200 - F	553157	Volvo Car 300 Series - R
553103	Mitsubishi L200 - R	553158	Suzuki Vitara, Grand Vitara, X-90 - R
<b>553104</b>	<b>Discontinued (Changed to 553106)</b>	553159	Nissan Pick-up - F
553106	Mitsubishi Delica, Suzuki Samurai, Toyota Town Ace - R	553160	Toyota Hi - Lux - R
553107	Suzuki Jimny/Samurai - F	<b>553161</b>	<b>Discontinued (Changed to 553187)</b>
553108	Bedford KB, Isuzu Faster, Trooper - R	553162	Opel Vectra, Omega A/B, Senator, Vauxhall Cavalier, Carlton - R
553110	Toyota Hi - Lux, VW Taro - F	<b>553163</b>	<b>Discontinued (Changed to 553075)</b>
553111	Nissan Terrano, Toyota Hi - Lux - R	553164	Ford TRANSIT FT3. 02, 3. 47m - F
553112	Hyundai Pony, Excel, S - Coupé, Mitsubishi Colt - Mirage, Cordia, Tredia - R	553165	Mitsubishi Colt, Lancer - R, Proton Saga, MPi - R
553113	Daihatsu Rocky/Wild Cat - F/ - R	553166	Renault R19/Chamade - R
553114	Mitsubishi L200 - R	553167	Renault R19/Chamade - R
553115	Mitsubishi L200- F	553169	Volvo Car 440, 460, 480 - R
		553170	Nissan Terrano/Pathfinder - F
		553171	Ford Ranger 2WD, Isuzu/Opel/Vauxhall Campo, Mazda B series - F



NUMERICAL LISTING NUMERISCHE LISTE LISTE NUMERIQUE			
	VEHICLE FAHRZEUG VEHICULE		VEHICLE FAHRZEUG VEHICULE
553177 553178	Mercedes Benz 190 (W201) - R Mercedes Benz W124, C124 - R	553230	Isuzu/Opel/Vauxhall Campo/Brava, Ford Maverick, Nissan Terrano II - R
553179 553180 553181 553182 553183	Jaguar XJ40 Series - F BMW 3 Series (E36) - R Ford Escort - R Opel Calibra, Vauxhall Calibra - R Mercedes Benz C Class (W202) - F	553231 553232	Seat Inca, VW Polo Caddy - R Skoda Octavia Estate, VW Golf Variant, Bora Variant - R
553184 553185 553186 553187 553188	Mercedes Benz C Class, E-Class - F Mercedes Benz C Class (W202) - R Mercedes Benz C Class (W202) - R Saab 9000, 9000CD, 9000CS - R <b>Discontinued (Changed to 553209)</b>	553233 553234 553235	Toyota Hi-Lux - R Toyota Hi-Lux - R Toyota Hi-Lux - R (R)
553189 553190 553191 553192 553193	Toyota Hi - Lux - R Toyota Hi - Lux, VW Taro - R Toyota Hi - Lux, VW Taro - R BMW Compact (E36) - R Mazda E Series, Mitsubishi L400 - R, Nissan Bluebird, Toyota Dyna 150 - R	553236 553237 553238 553239 553240	Mercedes Benz CLK - F Mercedes Benz CLK, SLK - F Mercedes Benz CLK - R BMW 3 Series (E36, E46) - R Vauxhall Astra (9.00-), Opel Astra II - R
553194 553195 553196 553197 553198	Saab 900, 9-3 - R Toyota RAV 4 - R Daihatsu Feroza(F310) - R Mercedes Benz W210 - F Mercedes Benz W210 - R	553241 553242 553243 553244 553245	Opel Astra II - R Opel Zafira, Opel Zafira - R Audi A3, TT, VW Golf IV, Bora - R Ford Galaxy, Seat Alhambra, VW Sharan - R Mercedes Benz SLK - R
553199 553200 553201 553202 553203	Mercedes Benz W210 - F Mercedes Benz W210 - R Ford Escort Turnier - R Nissan Vanette (C22) - R Toyota Dyna 150 - F	553303 553304 553306 553307 553308	Nissan Pathfinder (R50) - R Seat Leon, Toledo - R Mercedes C-class - R Vauxhall Vectra C - R Mazda 2 - R
553204 553205 553206	Isuzu Trooper - R, Toyota Dyna - F Alfa Romeo Spider/GTV- R Audi A3, TT Roadster, Skoda Octavia, VW Golf, Bora, New Beetle - R	553309 553803	Ford Fusion - R (3.02-) Renault Laguna II - R
553207 553208	Skoda Superb - R , Audi A6, VW Passat - R Jaguar XJ 6, XJ12, Daimler - F	<b>554000 Series</b>	
553209	Ford Ranger 2WD, Mazda B Series, Toyota Hi-Lux, VW Taro - R	554001 554002 554003 554004 554005	Audi 100 - R BMW 1500 - 2000 Series (E10) - R Mercedes Benz W108/109/110/111/113 - R Mercedes Benz W107/114/115/126 - R Fiat/Fiat Polski/Seat 132 - R
553210 553211 553212 553213	Mitsubishi L400, Space Gear - R Mitsubishi L400, Space Gear - R Mitsubishi L400, Space Gear - R Renault Master R Series - R	554006 554007 554008 554009 554010	Ford Taunus, Cortina, Hyundai Stellar - R Ford Consul, Granada - R Ford Escort - R Ford Escort - R Ford Capri - R
553214 553215 553216 553217 553218	Renault Master R Series - R Renault Master R Series - R Renault Master R Series - R Ford Mondeo 2WD Estate - R Renault Espace - R	554011 554012 554013 554015 554017	Opel Kadett, Ascona, Manta, Rekord, Comodore, Vauxhall Chevette, Cavalier, Carlton - R Opel Rekord, Comodore - R, Wartburg Barkas - F/ R Opel Rekord, Comodore, Vauxhall Carlton - R Porsche 911, Carrera RS - R A - Rover Triumph - R
553219 553220 553221 553222 553225	Renault Espace - R Suzuki SJ Samurai - F Suzuki SJ Samurai - R Mitsubishi L200 4WD - R Renault Clio II Sport sus - R	554018 554019 554020 554021 554022 ▼	Audi 80, VW Passat - R VW Passat - R Volvo P142, P144, P164 - R Volvo 240 - R Nissan Cedric - F (Discontinued)
553226 553227 553228 553229	Ford Sierra 4WD Sedan, Hatchback - R Mitsubishi L200 2WD - R Nissan Pick Up, King Cab 4WD - F Nissan Pathfinder (R50) - R	554023 554025 554028 554029 554031	Nissan Cedric - R Audi 100, 200 - R Renault R12, R15, R17 - R Opel Monza A, Senator A, Vauxhall Royale, Senator - R Alfa Romeo Alfetta, Giulietta - R

NUMERICAL LISTING NUMERISCHE LISTE LISTE NUMERIQUE			
	VEHICLE FAHRZEUG VEHICULE		VEHICLE FAHRZEUG VEHICULE
<b>KYB</b>		<b>KYB</b>	
554032	Peugeot 504, 505, 604, Talbot Tagora - R	554085	Ford TRANSIT - R
554033	Peugeot 504 - R	554086	Lancia Y (1.2 Elefantino Blu), Fiat Punto, Barchetta - R
554034	Nissan Patrol - F	554087	Toyota Life Ace - F
554035	Nissan Patrol - R		
554036	Nissan Patrol - R	554088	Opel Omega A/B, Vauxhall Carlton - R
		554089	Daihatsu Rocky/Wild Cat - F
554037	Nissan Patrol - F	554090	Daihatsu Rocky/Wild Cat - R
554038	Nissan Patrol - R	554091	Mitsubishi Pajero - F
554039	Toyota Land Cruiser - F	554092	Mitsubishi Pajero - R
554040▼	Toyota Land Cruiser - R (Discontinued)		
554041	Toyota Land Cruiser - R	554093▼	Nissan Patrol, Safari - F (Changed to 554112)
		554094	Kia Sportage - R
554042	Toyota Land Cruiser - F	554095	Hyundai H100 - F
554043	Toyota Land Cruiser - F	554096	Nissan Patrol (260) - F
554044	Toyota Land Cruiser - F	554097	Nissan Patrol (260) - R
554046	Mitsubishi Delica, L300, Toyota Hi - Ace - F		
554047	Nissan Urvan - F	554098	Nissan Serena (C23) - R
		554099	Isuzu Trooper, Nissan Urvan - F
554048	Ford TRANSIT FT106/118" - F	554100	Ford Ranger 4WD, Mazda B Series - F
554049	Ford TRANSIT FT106/118" - R	554101	Ford Ranger 4WD, Mazda B Series - R
554050	Nissan Cedric - R	554102	Mitsubishi L300/400, Space Gear - F
554051	Discontinued (Changed to 554023)		
554052	Toyota Hi - Ace, Dyna 100 - F	554103	Mitsubishi L400, Space Gear - F
		554104	Nissan 300ZX(Z31) - R
554053	Toyota Hi - Ace - R	554105	Mitsubishi L200 4WD - F
554054	Volvo 700, 900 Series - R	554111	Nissan Serena - R
554055	Toyota Land Cruiser - F	554112	Nissan Patrol, Safari - F
554056	Toyota Land Cruiser - R		
554057	Toyota Land Cruiser - F	554113	Nissan Patrol, Safari - R
		554114	Jaguar XJ8, Daimler XJ8 - F
554058	Toyota Land Cruiser - R	554145	Kia Carnival - R
554059	Toyota Land Cruiser - R	554146	Sang young Musso - F
554060	VW Transporter, Bus Type II - R	554147	Sang young Musso - R
554061	Hyundai Galloper - F, Mitsubishi Pajero/Shogun - F		
554062	Mitsubishi L300 - F	<b>555000 Series</b>	
		555003	A - Rover Range Rover, Landrover - F
554063	Daihatsu Feroza - F	555004	A - Rover Range Rover, Landrover - R
554064	Ford TRANSIT FT3.02, 3.47m - R	555005	Toyota Land Cruiser - R
554065	Peugeot 205 - R	555006	Nissan Patrol(Y60) - R
554066	VW Transporter, Bus Type II - R	555007	Jaguar XJ 6, XJ12, Daimler - R
554067	Discontinued (Changed to 554088)		
		555008	Jaguar XJ8, Daimler XJ8 - R
554068	Hyundai Galloper, Mitsubishi Pajero/Shogun - R	555010	Jaguar XK8, XKR - R
554069	Toyota Hi - Lux, 4 - Runner, VW Taro - F	555013	Renault Mégane Grandfour - R
554070	Ford Maverick, Nissan Terrano - F	555014	Ford Explorer - F
554071	Toyota 4 - R unner - R	555015	Ford Explorer - R
554072	Nissan Vanette - F		
		<b>Premium Sealed Strut (63-Series)</b>	
554073	Discontinued (Changed to 554099)	<b>631000 Series</b>	
554074	Mitsubishi L200 - F	631001	Honda Accord - R
554075	Bedford/Isuzu Midi, Nissan Urvan - R	631002▼	Daihatsu Fellow, Cuore - F (R) (Discontinued)
554076	Toyota Land Cruiser - F	631003▼	Daihatsu Fellow, Cuore - F (L) (Discontinued)
554077	Alfa Romeo 155, Fiat Tipo, Tempra, Bravo, Brava, Multipla, Marea, Coupé, Palio Weekend, Lancia Dedra	631004	Renault R21 Berline, Nevada - F
		<b>632000 Series</b>	
554078	Ford Mondeo Turnier - R	632001	Discontinued (Changed to 632802)
554079	Toyota Land Cruiser - F		
554080	Toyota Land Cruiser - R		
554081	Toyota Land Cruiser - F		
554082	Toyota Land Cruiser - R		
554083	Ford TRANSIT - R		
554084	Ford TRANSIT - R		

NUMERICAL LISTING NUMERISCHE LISTE LISTE NUMERIQUE			
	VEHICLE FAHRZEUG VEHICULE		VEHICLE FAHRZEUG VEHICULE
632002	Discontinued (Changed to 632006)	632067	Suzuki Swift - R
632003	Discontinued (Changed to 632006)	632068	Suzuki Swift - F (R)
632004	Mazda 323 (BD) - R (R)		
632005	Mazda 323 (BD) - R (L)	632069	Suzuki Swift - F (L)
632006	Suzuki Alto - F	632070	Nissan Sunny (N14) - R (R)
632007	Discontinued (Changed to 632801)	632071	Nissan Sunny (N14) - R (L)
632008	Nissan Sunny (B11) - F (R)	632072	Nissan Sunny (N14) - R (R)
632009	Nissan Sunny (B11) - F (L)	632073	Nissan Sunny (N14) - R (L)
632010	Discontinued (Changed to 632078)	632076 ▼	Subaru Justy, J series, Subaru Justy - R (R) (Changed to 632131)
632011	Nissan Micra/March - F (L) (Changed to 632078)	632077 ▼	Subaru Justy, J series, Subaru Justy - R (L) (Changed to 632131)
632012	Nissan Cherry - F (R)		
632013	Nissan Cherry - F (L)	632078	Nissan Micra/March - F (R), LH 632011
632014 ▼	Honda Accord - R (R) (Discontinued)	632079	Nissan Micra/March - F (R)
632015 ▼	Honda Accord - R (L) (Discontinued)	632080	Nissan Micra/March - F (L)
632018	Honda Civic - F (R)	632087	Mazda 121- F (R)
632019	Honda Civic - F (L)	632088	Mazda 121- F (L)
632020	Discontinued (Changed to 633034)	632089	Daihatsu Charade - R (R)
632021	Honda Civic - R (R)	632090	Daihatsu Charade - R (L)
632022	Honda Civic - R (L)	632093	Daewoo Tico, Suzuki Alto (SH410) - F (R)
632023	Honda Civic - R	632094	Daewoo Tico, Suzuki Alto (SH410) - F (L)
632024	Discontinued (Changed to 633035)	632097	Daihatsu Cuore/Domino (L201) - F (R)
632025	Discontinued (Changed to 633036)	632098	Daihatsu Cuore/Domino (L201) - F (L)
632026	Suzuki Alto - F (R)	632099	Daihatsu Cuore/Domino (L501) - F (R)
632027	Suzuki Alto - F (L)	632100	Daihatsu Cuore/Domino (L501) - F (L)
632028	Daihatsu Charade - F (R)	632101	Daihatsu Charade (G200) - F (R)
632029	Daihatsu Charade - F (L)	632102	Daihatsu Charade (G200) - F (L)
632030	Suzuki Swift - F (R)	632103	Hyundai Accent (X3) - R (R)
632031	Suzuki Swift - F (L)	632104	Hyundai Accent (X3) - R (L)
632032	Mazda 323 (BF) - R (R)	632110	Kia Pride - F (R), Mazda 121
632033	Mazda 323 (BF) - R (L)	632111	Kia Pride - F (L), Mazda 121 - F (L)
632034	Mazda 323 (BF) - R (R)	632112	Hyundai Accent - R (R)
632035	Mazda 323 (BF) - R (L)	632113	Hyundai Accent - R (L)
632036 ▼	Subaru Justy, J series, Subaru Justy - R (R) (Changed to 632130)	632116	Daewoo Matiz - F (R)
632037 ▼	Subaru Justy, J series, Subaru Justy - R (L) (Changed to 632130)	632117	Daewoo Matiz - F (L)
632040	Nissan Sunny (B12, N13) - F (R)	632118	Daihatsu Cuore/Domino - F (R)
632041	Nissan Sunny (B12, N13) - F (L)	632119	Daihatsu Cuore/Domino - F (L)
632042	Isuzu Gemini - F (R)	632130	Subaru Justy, J series - R
632043	Isuzu Gemini - F (L)	632131	Subaru Justy, J series - R
632044	Daihatsu Charade - F (R)	632800 ▼	Fiat Cinquecento - F (Changed to 633731)
632045	Daihatsu Charade - F (L)	632801	Ford Escort, Orion - R
632046	Nissan Sunny (B12, N13) - R (R)	632802	Ford Fiesta, Fiesta Van - R
632047	Nissan Sunny (B12, N13) - R (L)	<b>633000 Series</b>	
632048	Suzuki Swift - F (R)	633001	Toyota Tercel/Corsa - F
632049	Suzuki Swift - F (L)	633002	Fiat/Fiat Polski/Seat 127 - F
632050	Suzuki Alto - F (R)	633003	Auto Bianchi/Lancia A112, Fiat/Fiat Polski/Seat 127 - R
632051	Suzuki Alto - F (L)	633004	Fiat/Seat 128, Fiat Polski/Zastava 101 - F
632054	Discontinued (Changed to 632089)	633005	Fiat/Seat 128, Fiat Polski 101, Zastava 101, Yugo - R
632055	Discontinued (Changed to 632090)	633006	Seat 131 - F
632056	Daihatsu Cuore/Domino(L80) - F(R)	633007	Seat 131 - F
632057	Daihatsu Cuore/Domino(L80) - F(L)	633008 ▼	Fiat 131 - F (Discontinued)
632061	Suzuki Swift - F (R)	633009	Ford Fiesta, Fiesta Van - F
632062	Suzuki Swift - F (L)	633010	Mazda 323 (BD) - F (R)



NUMERICAL LISTING  
 NUMERISCHE LISTE  
 LISTE NUMERIQUE



	VEHICLE FAHRZEUG VEHICULE		VEHICLE FAHRZEUG VEHICULE
633011	Mazda 323 (BD) - F (L)	633068	Discontinued (Changed to 633151)
633012	Daihatsu Charade - F (R)	633069	Mazda 626 - F (R)
633013	Daihatsu Charade - F (L)	633070	Mazda 626 - F (L)
633014	Auto Bianchi A112, Lancia A112 - F	633071	Discontinued (Changed to 633802)
633015	Discontinued (Changed to 633003)	633072	Mazda 323 (BW12) - R (R)
633016	Daihatsu Cuore - F (R)	633073	Mazda 323 (BW12) - R (L)
633017	Daihatsu Cuore - F (L)	633076	Mazda 323 (BF) - F (R)
633018	Discontinued (Changed to 633801)	633077	Mazda 323 (BF) - F (L)
633019	Fiat Ritmo, Seat Ritmo/Strada - F	633078	Mazda 323 (BF) - R (R)
633020	Discontinued (Changed to 633044)	633079	Mazda 323 (BF) - R (L)
633021	Citroën LNA, Visa, C15, Peugeot 104, Talbot Samba - F	633080	Renault R5 - F
633022	Discontinued (Changed to 633807)	633081	Renault R5 - F
633023	Daihatsu Charade - F (R)	633082	Renault R5 - F
633024	Daihatsu Charade - F (L)	633083	Discontinued (Changed to 633806)
633025	Daihatsu Charade - F (R)	633084	Discontinued (Changed to 633137)
633026	Daihatsu Charade - F (L)	633085	Discontinued (Changed to 633138)
633028	Mazda 626 - F (R)	633086	Discontinued (Changed to 633143)
633029	Mazda 626 - F (L)	633087	Discontinued (Changed to 633144)
633030	Honda Accord - F (R)	633088	Mazda 323, 323F (BG) - R (R)
633031	Honda Accord - F (L)	633089	Mazda 323, 323F (BG) - R (L)
633032	Honda Accord - R (R)	633090	Honda Civic Shuttle - F (R)
633033	Honda Accord - R (L)	633091	Honda Civic Shuttle - F (L)
633034	A - Rover Triumph, Honda Civic, Quintet - F	633092	Honda CR - X - F (R)
633035	A - Rover Triumph, Honda Civic, Quintet - R (R)	633093	Honda CR - X - F (L)
633036	A - Rover Triumph, Honda Civic, Quintet - R (L)	633094	Honda Civic Shuttle - F
633037	Discontinued (Changed to 633814, 633815)	633095	Honda Prelude - R (R)
633038	Ford Sierra - F	633096	Honda Prelude - R (L)
633039	Discontinued (Changed to 633021)	633097	Discontinued (Changed to 633805)
633040	Mitsubishi Colt, Lancer, Proton Saga, MPI - F	633098	Discontinued (Changed to 633813)
633041	Mazda 626 - R	633099	Ford Escort Van - F
633042	Nissan Bluebird - F (R)	633100	Ford Escort Van - F
633043	Nissan Bluebird - F (L)	633101	A - Rover Maestro, Montego - F
633044	Fiat Ritmo, Regata, Seat Ritmo/Strada - R	633104	Discontinued (Changed to 633834)
633045	Discontinued (Changed to 633833)	633105	Mitsubishi Colt, Lancer - F
633046	Nissan Sunny (B11), Prairie - F (R)	633107	Mazda 323 (BG) - R (R)
633047	Nissan Sunny (B11), Prairie - F (L)	633108	Mazda 323 (BG) - R (L)
633048	Fiat Ritmo, Regata - F	633111	Mazda 323 (BF) - R (R)
633049	Mazda 323 (BW12, BF) - F (R)	633112	Mazda 323 (BF) - R (L)
633050	Mazda 323 (BW12, BF) - F (L)	633113	Mazda 323 (BG) - F (R)
633051	Honda Accord - F (R)	633114	Mazda 323 (BG) - F (L)
633052	Honda Accord - F (L)	633115	Nissan Sunny, 100 NX, Sunny Traveller - F (R)
633053	Honda Accord - F (R)	633116	Nissan Sunny, 100 NX, Sunny Traveller - F (L)
633054	Honda Accord - F (L)	633119	Nissan Sunny, Sunny Traveller - F (R)
633055	Rover 200, Honda Civic, CR - X - F (R)	633120	Nissan Sunny, Sunny Traveller - F (L)
633056	Rover 200, Honda Civic, CR - X - F (L)	633121	Discontinued (Changed to 633840)
633059	Mitsubishi Colt, Lancer - F	633122	Volvo Car 440, 460, - F (R)
633060	Suzuki Carry, Bedford Rascal Van - F(R)	633123	Volvo Car 440, 460, - F (L)
633061	Suzuki Carry, Bedford Rascal Van - F(L)	633124	Volvo Car 480 - F
633062	Discontinued (Changed to 633803)	633131	Daihatsu Charade - R (R)
633063	Discontinued (Changed to 633804)	633132	Daihatsu Charade - R (L)
633064	Discontinued (Changed to 633812)	633133	Subaru Justy, Suzuki Swift - F (R)
633065	Isuzu Gemini - F (R)	633134	Subaru Justy, Suzuki Swift - F (L)
633066	Isuzu Gemini - F (L)	633135	Mitsubishi Lancer - F (R)
633067	Discontinued (Changed to 633832)		

NUMERICAL LISTING NUMERISCHE LISTE LISTE NUMERIQUE			
<b>KYB</b>	VEHICLE FAHRZEUG VEHICULE	<b>KYB</b>	VEHICLE FAHRZEUG VEHICULE
633136	Mitsubishi Lancer - F (L)	633712	Seat Arosa, Ibiza, Cordoba, Toledo, Inca, VW Lupo,
633137	Mazda 323 (BG) - F (R)		Polo, Polo Caddy, Golf, Jetta, Vento - F
633138	Mazda 323 (BG) - F (L)	633713	Seat Leon, Toledo, Skoda Octavia, VW Golf IV, Bora - F
633143	Mazda 323, 323 F (BG) - R (R)	633717	Renault Laguna II - Fr
633144	Mazda 323, 323 F (BG) - R (L)	633718	Renault Megane (10.02-) - Fr
633147	Mitsubishi Colt, Lancer - F (R)	633729	Peugeot 206 - F
633148	Mitsubishi Colt, Lancer - F (L)		
633150	Hyundai Pony Excel, S - Coupé - F	633730	Peugeot 206 - F
633151	Changed to 633831	633731	Fiat Cinquecento - F
633160	Discontinued (Changed to 633172)	633801	Ford Escort - F
633161	Discontinued (Changed to 633173)	633802	Ford Escort, Orion - F
633162	Discontinued (Changed to 633183)	633803	Ford Fiesta, Fiesta Van - F
633163	Discontinued (Changed to 633184)		
633164	Discontinued (Changed to 633185)	633804	Renault R5 - F
633165	Discontinued (Changed to 633186)	633805	Renault R5 - F
633168	Kia Sephia - F (R)	633806	Renault R5 Rapid Express - F
633169	Kia Sephia - F (L)	633807	Renault R9, R11 - F
633170	Kia Sephia - R	633808	Renault R19/Chamade - F
		633809	Discontinued (Changed to 633824)
		633810	Discontinued (Changed to 633825)
633172	Rover 800, Honda Legend - R (R)	633811 ▼	Fiat Panda, Seat Panda, Marbella, Terra, Trans - F (Changed to 633951)
633173	Rover 800, Honda Legend - R (L)		
633174	Subaru Justy, Suzuki Swift - R	633812	Seat Ibiza, Malaga, Ronda - F
633175	Daihatsu Charade (G200) - R (R)	633813	Seat Ibiza, Malaga - F
633176	Daihatsu Charade (G200) - R (L)		
633177	Hyundai Accent (X3) - F (R)	633814	Seat Ibiza, Malaga, Ronda - R
633178	Hyundai Accent (X3) - F (L)	633815	Fiat Ritmo, Seat Ibiza, Malaga - R
633179	Hyundai Lantra, Coupé - F (R)	633816 ▼	Ford Fiesta - F (Changed to 633817)
633180	Hyundai Lantra, Coupé - F (L)	633817	Ford Fiesta - F
633181	Hyundai Lantra, Coupé - R (R)	633818	Ford Fiesta, Fiesta Van - F
		633819 ▼	Ford Fiesta, Fiesta Courier - F (Changed to 633817)
633182	Hyundai Lantra, Coupé - R (L)	633820	Ford Escort, Escort Van, Orion - F
633183 ▼	Suzuki Baleno - F(R) (Changed to 633221)	633821	Ford Escort, Escort Van, Orion - F
633184 ▼	Suzuki Baleno - F(L) (Changed to 633222)	633822	Ford Fiesta - F
633185	Suzuki Baleno - R (R)	633824	Renault Clio - F
633186	Suzuki Baleno - R (L)		
633193	Austin Rover Maestro, Montego - F	633825	Renault Clio - F
633194	Ford Sierra Pick - Up - F	633827	Renault Mégane - F
633202	Daewoo Nubira - R (R)	633828	Citroën Visa, C15, Peugeot 205 - F
633203	Daewoo Nubira - R (L)	633829	Peugeot 305, 405 - F
633204	Hyundai Atos - F (R)	633830	Peugeot 205 Cabrio, 309 - F
633205	Hyundai Atos - F (L)	633831	Opel/Vauxhall Corsa, Corsa Combo, Tigra - F
633206	Subaru Justy, J Series - F (R)	633832	Ford Sierra - F
633207	Subaru Justy, J Series - F (L)	633833	Fiat Uno - F
633208 ▼	Seat Leon, Toledo, Skoda Octavia, VW Golf IV, Bora - F (Changed to 633713)	633834	Ford Escort Mk III/Orion - F
633219	Hyundai Atos, Atos Prime - F(R)	633835	Skoda Favorit, Forman, Felicia, Pickup - F
633220	Hyundai Atos, Atos Prime - F(L)	633836	Citroën ZX - F(R)
633221	Suzuki Baleno - F(R)	633837	Citroën ZX - F(L)
633222	Suzuki Baleno - F(L)	633838	Citroën ZX, Xsara, Berlingo, Peugeot 306, Partner - F (R)
633248	Kia Sephia with ABS - F(R)	633839	Citroën ZX, Xsara, Berlingo, Peugeot 306, Partner - F (L)
633249	Kia Sephia with ABS - F(L)	633840	Seat Ibiza, Malaga - F
633250	Kia Sephia with ABS - R(R)	633847	Renault Express - F
633251	Kia Sephia with ABS - R(L)	633848	Renault Kangoo - F
633706	Renault Clio I - F	633850	Auto Bianchi Y10, Lancia Y10 - F (R)
633707	Renault Clio II - F	633851	Auto Bianchi Y10, Lancia Y10 - F (L)
633708	Renault Clio II - F	633860	Discontinued (Changed to 632800)

NUMERICAL LISTING NUMERISCHE LISTE LISTE NUMERIQUE			
	VEHICLE FAHRZEUG VEHICULE		VEHICLE FAHRZEUG VEHICULE
<b>KYB</b>		<b>KYB</b>	
633873	Fiat Fiorino Car Delived Van - F	634034	Mitsubishi Galant - F
633900	Discontinued (Changed to 633950)	634035	Mitsubishi Galant - F
633902	Peugeot 605 - F (R)	634036	Nissan Sunny (N14), 100NX (B13) - R (R)
633903	Peugeot 605 - F (L)	634037	Nissan Sunny (N14), 100NX (B13) - R (L)
633904	Discontinued (Changed to 633835)		
633921	Citroën ZX - F (R)	634038	Nissan Sunny (N14), 100NX (B13) - R (R)
633922	Citroën ZX - F (L)	634039	Nissan Sunny (N14), 100NX (B13) - R (L)
633925	Peugeot 406 - F (R)	634040	Rover 200/400 - F (R)
633926	Peugeot 406 - F (L)	634041	Rover 200/400 - F (L)
633927	Peugeot 406 - F (R)	634042	Mitsubishi Space Wagon, Space Runner, Santamo, Kia Joice - F
633928	Peugeot 406 - F (L)	634043	Mitsubishi Space Wagon, Space Runner - F
633929 ▼	Peugeot 206 - F (R) (Changed to 633729)	634044	Mazda 626, MX - 6 - F (R)
633930 ▼	Peugeot 206 - F (L) (Changed to 633730)	634045	Mazda 626, MX - 6 - F (L)
633931 ▼	Peugeot 206 - F (Changed to 633929, 633930)	634046	Mazda 626, MX - 6 - R
633950 ▼	Seat Arosa, Ibiza, Cordoba, Toledo, Inca, VW Lupo, Polo, Polo Caddy, Golf, Jetta, Vento - F (Changed to 633712)	634047	Mazda 626, MX - 6 - R
633951	Fiat Panda, Seat Panda, Marbella, Terra, Trans - F	634048	Mazda 626 - R (R)
633960	Peugeot 605 - F (R)	634049	Mazda 626 - R (L)
633961	Peugeot 605 - F (L)	634050	Hyundai Lantra - F
		634051	Mazda 626 - F (R)
		634052	Mazda 626 - F (L)
		634063	Hyundai Sonata - F
		634064	A - Rover 800 - R (R)
		634065	A - Rover 800 - R (L)
		634066	A - Rover 200/400 - F (R)
		634067	A - Rover 200/400 - F (L)
		634072	Suzuki Vitara, X-90 - F (R)
		634073	Suzuki Vitara, X-90 - F (L)
		634074	Nissan Serena (C23) - F (R)
		634075	Nissan Serena (C23) - F (L)
		634080	Mazda 626 - R
		634081	Nissan Bluebird - F (R)
		634082	Nissan Bluebird - F (L)
		634089	Suzuki Grand Vitara - F (R)
		634090	Suzuki Grand Vitara - F (L)
		634091	Daewoo Nubira - F (R)
		634092	Daewoo Nubira - F (L)
		634093	Daewoo Nubira - F (R)
		634094	Daewoo Nubira - F (L)
		634095	Daewoo Leganza - F (R)
		634096	Daewoo Leganza - F (L)
		634097	Daewoo Leganza - R (R)
		634098	Daewoo Leganza - R (L)
		634099 ▼	Audi A3, Seat Leon, Toledo, Skoda Octavia, VW Golf IV, Bora - F (Changed to 634812)
		634100	Kia Clarus - F (R)
		634101	Kia Clarus - F (L)
		634102	Kia Clarus - R (R)
		634103	Kia Clarus - R (L)
		634802	Renault Laguna - F
		634803	Discontinued (Changed to 634802)
		634807	Renault Laguna - F
		634810	Seat Ibiza, Cordoba, Toledo, VW Golf, Vento, Cabrio, Corrado, Passat - F
		634811	VW Passat - F
<b>634000 Series</b>			
634001	Mitsubishi Cordia, Tredia, Space Wagon - F		
634003	Mazda Luce, 929 - F (R)		
634004	Mazda Luce, 929 - F (L)		
634005	Mitsubishi Galant - F		
634006	Mitsubishi Tredia, Space Wagon - F		
634007	Mitsubishi Galant - F		
634008	Discontinued (Changed to 633828)		
634009	Discontinued (Changed to 633829)		
634010	Citroën Visa, Peugeot 205, 309 - F (R)		
634011	Citroën Visa, Peugeot 205, 309 - F (L)		
634012	Nissan Bluebird - F (R)		
634013	Nissan Bluebird - F (L)		
634014	Discontinued (Changed to 633830)		
634015	Ford Scorpio/Granada - F		
634016	Nissan Bluebird - F (R)		
634017	Nissan Bluebird - F (L)		
634019	Suzuki Vitara - F (R)		
634020	Suzuki Vitara - F (L)		
634021	Opel Omega A, Senator, Vauxhall Carlton - F (R)		
634022	Opel Omega A, Senator, Vauxhall Carlton - F (L)		
634023	Mitsubishi Galant - F		
634024	Mazda 626 - F (R)		
634025	Mazda 626 - F (L)		
634026	Mazda 626 - R		
634027	Nissan Bluebird - F (R)		
634028	Nissan Bluebird - F (L)		
634029	Mitsubishi Colt, Lancer - F		
634030	Mazda 626 - F (R)		
634031	Mazda 626 - F (L)		
634032	Mazda 626 - R (R)		
634033	Mazda 626 - R (L)		

NUMERICAL LISTING NUMERISCHE LISTE LISTE NUMERIQUE			
KYB	VEHICLE FAHRZEUG VEHICULE	KYB	VEHICLE FAHRZEUG VEHICULE
634812	Audi A3, Seat Leon, Toledo, Skoda Octavia, VW Golf IV, Bora - F	662006 ▼	Honda Prelude - R (Discontinued)
634814 634900	Renault Velsatis/Espace - Fr <b>Discontinued (Changed to 934950)</b>	<b>663000 Series</b>	
634904	<b>Discontinued (Changed to 934951)</b>	663001	BMW 1500-2000 Series (E10) - F
634908	Volvo 850, S70, V70, C70 - F	663002	BMW 3 Series (E21) - F
634909	Renault R25 - R	663003	Ford Escort - F
634927	Citroën Evasion, Fiat Ulysse, Lancia Zeta, Peugeot 806 - F	663004	Ford Escort, Escort Van - F
634928	Citroën Jumpy, Fiat Scudo, Peugeot Expert - F	663005	Porsche 924, 944 - F
634929	Renault Mégane Scenic - F	663006	A - Rover Triumph TR7, TR8 - F
634931	Renault R20, R30 - R	663007	VW Type I - F
634950 ▼	Seat Ibiza, Cordoba, Toledo, VW Golf, Vento, Cabrio, Corrado, Passat - F (Changed to 634810)	663008	VW Type I - F
634951 ▼	VW Passat - F (Changed to 634811)	663009	VW Golf I, Jetta, Scirocco, Caddy, Cabrio - F
634960	<b>Discontinued (Discontinued)</b>	663010	<b>Discontinued (Changed to 633004)</b>
<b>635000 Series</b>		663011	<b>Discontinued (Changed to 633005)</b>
635001	Ford TRANSIT FT2. 82 m - F	663012	<b>Discontinued (Changed to 633006)</b>
635002	Mazda 626 - R	663013	Fiat X1/9 - F/- R
635003	Mazda 626 - R (R)	663016 ▼	Mazda Familia Presto, 616 - F (Discontinued)
635004	Mazda 626 - R (L)	663017	Mazda 323 (FA), Savanna 808/818 - F
635009	Mazda MPV - F (R)	663018	Mazda 323 (FA) - F
635010	Mazda MPV - F (L)	663019	Mazda 616 - F
635011	Nissan Pathfinder (R50) - F(R)	663020 ▼	Mazda Savanna RX - 7 - F (Discontinued)
635012	Nissan Pathfinder (R50) - F(L)	663021 ▼	Mazda Luce, 929 - F (Discontinued)
635800	Ford Transit - F	663022 ▼	Mazda Luce, 929 - F (Discontinued)
635850	Citroën C25, Fiat Ducato ,Peugeot J5 - F	663023	Mitsubishi Lancer Celeste - F
635851	Citroën C25, Fiat Ducato, Talento, Peugeot J5 - F	663024	Mitsubishi Lancer Celeste - F
635852	Citroën Jumper, Fiat Ducato, Peugeot Boxer - F	663025	Mitsubishi Lancer Celeste - F
635853	Citroën Jumper, Fiat Ducato, Peugeot Boxer - F	663027	Toyota Publica - F
635900	Renault R21 - F (R)	663029	Toyota Starlet - F
635901	Renault R21 - F (L)	663031	Daihatsu Charmant, Toyota Corolla - F
635902	Renault R21 - F (R)	663032	Daihatsu Charmant, Toyota Corolla - F
635903	Renault R21 - F (L)	663033 ▼	Talbot Avenger - F (Discontinued)
635908	Renault Trafic T, P Series - F (R)	663034 ▼	Talbot Avenger, Sunbeam - F (Discontinued)
635909	Renault Trafic T, P Series - F (L)	663035	Audi 50, VW Polo - F
635910	Renault Trafic P Series - F (R)	663036	<b>Discontinued (Changed to 633014)</b>
635911	Renault Trafic P Series - F (L)	663037 ▼	Mazda Savanna RX - 7 - F (Discontinued)
635912	Renault Trafic T, P, V Series - F (R)	663038 ▼	Suzuki Carry - F (Discontinued)
635913	Renault Trafic T, P ,V Series - F (L)	663039	Toyota Tercel/Corsa - F
<b>Premium Cartridge (66 - Series)</b>		663040 ▼	Honda Prelude - F (Discontinued)
<b>661000 Series</b>		663044 ▼	Suzuki Carry - F (Discontinued)
661006 ▼	Renault R20, R30 - R (Discontinued)	663045	Toyota Corolla - F
<b>662000 Series</b>		663046	Peugeot 404 - F
662001	Nissan Cherry, Pulsar (N10/11) - F	663047 ▼	Lancia Beta - F (Discontinued)
662002 ▼	Nissan Sunny (B110/210/310) - F (Discontinued)	663049 ▼	BMW 3 Series (E30) - F (Changed to 663500)
662005	Nissan Cherry - F	663050 ▼	Suzuki Carry - F (Discontinued)
		663500	BMW 3 Series (E30) - F
		<b>664000 Series</b>	
664001	Audi 80, VW Passat - F	664002	Nissan Sunny (B210/310) - F
664002	Nissan Sunny (B210/310) - F	664003	Nissan Sunny Excellent, Violet, Bluebird U - F
664003	Nissan Sunny Excellent, Violet, Bluebird U - F	664004	Citroën LN, Peugeot 104 - F
664004	Citroën LN, Peugeot 104 - F	664006	Peugeot 204/304 - F
664006	Peugeot 204/304 - F		



NUMERICAL LISTING NUMERISCHE LISTE LISTE NUMERIQUE			
 VEHICLE FAHRZEUG VEHICULE		 VEHICLE FAHRZEUG VEHICULE	
664007	Peugeot 504 - F	665045	Hyundai Pony - F
664008	Peugeot 504, 505, 604, Talbot Tagora - F	665046	Toyota Camry - F
664009	Renault R14 - F	665047	Toyota Corolla, Carina II - F
664010	Peugeot 304, 305 - F		
664011	Nissan Stanza - F	665048	BMW 3 Series (E21) - F
		665049	BMW 5/6 Series (E28/E24) - F
664012	Nissan Stanza - R	665050	BMW 2. 5-3. 3/6/7 Series (E3/E24/E23) - F
664014	VW Golf II, Jetta - F ; ST 633900, 633950	665053	Nissan Cedric - F
664016	Nissan Bluebird - R	665054	Nissan Cedric - F
664017	Peugeot 104 - F		
664018	Peugeot 504, 505, 604 - F	665055	Volvo 700/900 Series - F
		665056	Opel Rekord, Monza, Senator, Vauxhall Carlton, Royale, Senator - F
664020	Nissan Bluebird- R	665057	Opel Ascona, Vauxhall Cavalier - F
		665058	Nissan Laurel - F
		665059	Lada Samara - F
<b>665000 Series</b>			
665001	BMW 5/6 Series (E12/E24) - F	665060	<b>Discontinued (Changed to 665067)</b>
665002	Ford 17M, 20M, 26M - F	665062	Peugeot 504 Pick - up - F
665004	Ford Capri - F	665063	Opel Vectra, Calibra, Vauxhall Cavalier, Calibra - F
665008	Volvo 240 Series - F	665064 ▼	VW Passat - F ; ST 634900, 634950 (Changed to 665500)
665009	Volvo Car DAF 66, Volvo 66 - F	665065	Peugeot 505 - F
665010	Volvo Car 300 Series - F	665066 ▼	Opel Astra, Vauxhall Astra - F (Changed to 665501)
665011	Nissan Sunny Excellent, Bluebird, Skyline, Laurel - F	665067 ▼	Citroën AX, Saxo, Peugeot 106 - F (Changed to 665502)
665012	Nissan Violet, Bluebird, Laurel - F		
665013 ▼	Nissan Bluebird - F (Discontinued)	665089 ▼	Lada 110/112 - F (Changed to 665503)
665014	Nissan Bluebird U - F	665500	VW Passat - F ; ST 634900, 634950
		665501	Opel Astra, Vauxhall Astra - F
665015 ▼	Nissan Fair Lady - F (Discontinued)	665502	Citroën AX, Saxo, Peugeot 106 - F
665016 ▼	Mazda Luce, 929 - F (Discontinued)	665503	Lada 110/112 - F
665018	Mitsubishi Colt - Mirage - F		
665019 ▼	Mitsubishi Lancer Celeste - F (Discontinued)		
665020	Mitsubishi Lancer Celeste, Galant/Sapparo - F		
		<b>666000 Series</b>	
665021	Toyota Corolla, Carina, Celica, Corona - F	666001	Audi 100, 200, A6 - F
665022	Daihatsu Charmant, Toyota Corolla - F	666002	Audi 80, 90, Coupé - R
665023	Toyota Celica - F		
665024	Toyota Carina, Celica, Corona - F		
665025	Toyota Cressida - F		
		<b>Spring Seat/Federteller/Assiette de Ressort</b>	
665027	Talbot Minx, Scepter - F	SP-001	Seat Toledo - R , VW Golf, Jetta, Vento, Corrado, Cabrio, Passat, Santana - R
665028	Ford Cortina - F		
665029 ▼	A - Rover Triumph 2000 Series, Stag - F (Discontinued)	SG-700	Audi A6/VW Passat - F
		SG-701	Seat Ibiza, Cordoba/VW Polo - R
665030	Audi 80, 90, Coupé, VW Passat, Santana - F	SG-702	Audi A4, A6/VW Passat - F
665031 ▼	A - Rover Rover 2000 Series (SD1) - F (Discontinued)	SG-703	Audi A4 - R
665032 ▼	Lancia Beta - F (Discontinued)	<b>Locking Ring /Sicherungsring/Rondelle de blocag</b>	
665033 ▼	Lancia Beta - R (Discontinued)	RN-001	Audi 50, VW Polo, Golf I, II, Jetta, Scirocco - F
665034 ▼	Lancia Beta - R (Discontinued)	RN-002	Audi 80, 90, Coupé, Cabrio, VW Passat - F
665035	Opel Rekord, Commodore, Vauxhall Carlton - F		
665036	Bedford Astra, Daewoo Nexia, Lanos, Espero - F, Opel Kadett, Vauxhall Astra, Belmont - F		
665037	Toyota Celica Supra, Cressida - F		
665038	Toyota Cressida - F		
665039	Mitsubishi Galant Sapporo, Starion - F		
665040	Mitsubishi Lancer Celeste, Galant Sapporo - F		
665041	Mitsubishi Galant Sapporo - R		
665042	Opel Ascona, Vauxhall Cavalier - F		
665043	Nissan Fair Lady - F		

KYB	VEHICLE FAHRZEUG VEHICULE	Reference		
		Premium	Excel-G	Gas-A-Just
<b>Mono Tube Gas Shock Absorber (24-Series)</b>				
241003	BMW 3 Series (E21) - R	441003	341015	551001
241005▼	Toyota Starlet (EP/ NP/ NR7) - R (Discontinued)		341048	551032
241006	Citroën AX, Saxo, Peugeot 106 - R	441065	341101	551052
241007	Ford Sierra Sedan (84-93) - R	441048	341044	551035
241008	Citroën ZX, Xsara, Peugeot 306 - R	441092	341166	551060
	Citroën ZX, Xsara, Peugeot 306 - R	441093	341166	551060
241009	Renault Clio I - R		341148	551054
241010	Renault Clio I - R			551068
241011	Renault Mégane Sedan, Hatchback - R			551061
241012	Renault Mégane Sedan, Hatchback, Coupé - R			551065
243014	Daewoo Nexia, Lanos, Espero, Opel/Vauxhall Kadett, Astra, Vectra, Belmont, Cabarier - R	443134	343047	553075
243015	Lada VAZ, Niva - F	443122	343097	553121
243016	Lada VAZ, Niva - R	443123	343098	553005
243019	BMW 3 Series (E30) - R	443207	343184	553124
243024	Nissan Pick-up 4WD (D21) - F	443239		553152
243025	Nissan Pick-up 4WD (D21) - R	443240		553153
243032	Mercedes Benz W/C/S 124 - R			553178
243032	Mercedes Benz W 201 - R			553177
243033	Toyota RAV 4 - R		343272	553195
243034	Ford Escort Cosworth - R			553226
243035	Ford Sierra 4WD Sedan, Hatchback - R Renault R19 2-torsion bars - R		343233	553166
243036	Renault R19 4-torsion bars, 1,8-16V - R		343234	553167
243037	Audi A3, TT Roadster, Skoda Octavia, VW Golf, Bora, New Beetle - R		343280	553206
243038	Audi A3, VW Golf IV, Bora - R		343310	553243
243039	Seat Leon, Toledo - R		343348	553304
244029	Opel Kadett C, Ascona, Manta, Vauxhall Chevette, Cavalier - F	443026	343048	553009
244030	Opel Ascona, Manta, Vauxhall Chevette, Cavalier, Carlton - R	443027	343006	554011
244033	BMW 1500 - 2000 Series (E10) -R	443004	343045	554002
244036	Mitsubishi Pajero/ Shogun - F	444067	344119	554061
244037	Mitsubishi Pajero/ Shogun - R	443198	343239	553142
244039	Fiat Punto, Lancia Y(1.2 Elefantino Blu) - R		343269	554086
244040	Fiat Tipo, Tempra, Tempra Estate-R	444100	344115	554077
<b>Twin Tube Gas Strut (32-Series)</b>				
322010	Changed to 323036			
322022	Nissan Sunny 2WD (B12, N13) - R (R)	632046	332026	
322023	Nissan Sunny 2WD (B12, N13) - R (L)	632047	332027	
322024	Nissan Sunny 2WD (B12, N13) - F (R)	632040	332028	
322025	Nissan Sunny 2WD (B12, N13) - F (L)	632041	332029	
322026	Nissan Sunny (N14) - R (R)	632072	332056	
322027	Nissan Sunny (N14) - R (L)	632073	332057	
322028	Hyundai Accent(94-97) - R (R)	632103	332080	
322029	Hyundai Accent(94-97) - R (L)	632104	332081	
322030	Hyundai Accent(97-) - R (R)	632112	332094	

KYB	VEHICLE FAHRZEUG VEHICULE	Reference		
		Premium	Excel-G	Gas-A-Just
322031	Hyundai Accent(97-) - R (L)	632113	332095	
322032	Hyundai Accent (LC) - R (R)		332108	
322033	Hyundai Accent (LC) - R (L)		332109	
322800◇	Fiat Cinquecento - F (Change to 323731)	632800	332800	
323024	Ford Escort Mk III, Orion - F	633802	333802	
323032	Nissan Sunny (N14), 100NX (B13) - F (R)	633115	333089	
323033	Nissan Sunny (N14), 100NX (B13) - F (L)	633116	333090	
323034	Opel Corsa A/ B, Tigra, Vauxhall Nova - F	633151	333157	
323035	Fiat Uno - F	633045	333036	
323036	Ford Escort Mk III, Orion - R	632801	332801	
323036	Ford Escort Mk III, Orion - R		333079	
323037	Ford Sierra Sedan (84-93) - F	633832	333832	
323038	Hyundai Accent (94-) - F (R)	633177	333211	
323039	Hyundai Accent (94-) - F (L)	633178	333212	
323040	Hyundai Lantra, Coupé (95-) - F (R)	633179	333205	
323041	Hyundai Lantra, Coupé (95-) - F (L)	633180	333206	
323042	Hyundai Lantra, Coupé (95-) - R (R)	633181	333207	
323043	Hyundai Lantra, Coupé (95-) - R (L)	633182	333208	
323044	Toyota Yaris - F		333258	
323045	Kia Shuma - F (R)		333262	
323046	Kia Shuma - F (L)		333263	
323047	Kia Shuma - R (R)		333264	
323048	Kia Shuma - R (L)		333265	
323052	Hyundai Accent (LC) - F(R)		333304	
323053	Hyundai Accent (LC) - F(L)		333305	
323054	Peugeot 206 - F(R)	633929/633729	333929/333729	
323055	Peugeot 206 - F(L)	633930/633730	333930/333730	
323056	Ford Focus Sedan, Hatchback, Estate - F(R)		333709	
323057	Ford Focus Sedan, Hatchback, Estate - F(L)		333710	
323058	Toyota Yaris 1.5 - F		333368	
323059	Kia Shuma - F (R)		333314	
323060	Kia Shuma - F (L)		333315	
323808	Renault R19 - F	633808	333808	
323731	Fiat Cinquecento-F	633731	333731	
323734	Citroën Xsara Estate -F (R)		333734	
323735	Citroën Xsara Estate -F (L)		333735	
323817	Ford Fiesta MK.III iS, XR-2 - F	633817	333817	
323818	Ford Fiesta Mk III - F	633818	333818	
323819▼	Ford Fiesta MK.III iS, XR-2 - F, To 323817	633819	333819	
323825	Renault Clio I - F	633825	333825	
323827	Renault Mégane Sedan,Hatchback,Coupé - F	633827	333827	
323838	Citroën ZX, Xsara, Peugeot 306 - F (R)	633838	333838	
323839	Citroën ZX, Xsara, Peugeot 306 - F (L)	633839	333839	
323849	Renault Clio I - F		333849	
324005	Nissan Sunny (N14), 100NX (B13) - R (R)	634036	334045	
324006	Nissan Sunny (N14), 100NX (B13) - R (L)	634037	334046	
324007	Mercedes Benz W 201, W/C/S 124 - F		334017	
324008	Nissan Sunny (90-95)(N14), 100 NX (90-)(B13) - R (R)	634038	334047	
324009	Nissan Sunny (90-95)(N14), 100 NX (90-)(B13) - R (L)	634039	334048	
324010	Nissan Primera 2.0i Sedan Hatchback (P10) - R (R)		334056	
324011	Nissan Primera 2.0i Sedan Hatchback (P10) - R (L)		334057	
324012	Peugeot 205 GTi, 309 GT, GTi, TD - F (R)	634010	334022	
324012	Peugeot 205 Hatchback, Van, Cabrio (83-) - F (R)	633828	333828	

KYB	VEHICLE FAHRZEUG VEHICULE	Reference		
		Premium	Excel-G	Gas-A-Just
324013	Peugeot 205 GTi, 309 GT, GTi, TD - F (L)	634011	334023	
324013	Peugeot 205 Hatchback, Van, Cabrio (83-) - F (L)	633828	333828	
324014	Peugeot 405 Sedan, Estate (87-96) - F	633829	333829	
324015	Ford Escort Cosworth - F			
324015	Ford Sierra 4WD Sedan,Hatchback - F		334219	
324016	Seat Toledo, Leon, Skoda Octavia, VW Golf, Bora - F	633208	333259	
324016	Audi A3, Seat Toledo, Leon, Skoda Octavia,	634099	334220	
324016	VW Golf, Bora, New Beetle - F			
324017	Kia Clarus - F (R)	634100	334231	
324018	Kia Clarus - F (L)	634101	334232	
324019	Kia Clarus - R (R)	634102	334233	
324020	Kia Clarus - R (L)	634103	334234	
324021	Toyota RAV 4 - F (R)		334241	
324022	Toyota RAV 4 - F (L)		334242	
324023	Toyota RAV 4 - F (R)		334251	
324024	Toyota RAV 4 - F (L)		334252	
324025	Seat Ibiza, Cordoba, Toledo, VW Golf, Vent, Cabrio, Corrado, Passat - F	633712/634810	333712/334810	
324026	Subaru Impreza (Sedan) - F (R)		334304	
324027	Subaru Impreza (Sedan) - F (L)		334305	
324028	Subaru Impreza (Sedan) - R (R)		334306	
324029	Subaru Impreza (Sedan) - R (L)		334307	
324030	Subaru Impreza (Sedan) - R (R)		334358	
324031	Subaru Impreza (Sedan) - R (L)		334359	
324805	Fiat Punto - F		333843	
324805	Fiat Punto, Lancia Y(1.2 Elefantino Blu) - R		334805	
324806	Fiat Tipo, Tempra, Tempra Estate - F		333842	
324806	Fiat Tipo, Tempra, Tempra Estate - F		334806	
324808	Renault Mégane Sedan, Hatchback, Coupé - F		334808	

### Twin Tube Gas Shock Absorber (35-Series)

351001▼	Toyota Starlet (EP/ NP/ NR7) - R (Discontinued)		341048	551032
351004	Audi 50, VW Polo, Derby - R	441019	341023	551015
		443165	343165	
351005	Audi 80, Audi 90, Coupé 2WD - R	441022	341003	551020
351006	Audi 80 2WD (B4) - R	441901	341901	551055
			341132	551056
351007	VW Golf I, Jetta, Scirocco, Cabrio - R	441018	341007	551014
		443172	343169	
351008	Honda Civic Sedan, Hatchback, CR-X (89-92) - F (R)		341087	
351009	Honda Civic Sedan, Hatchback, CR-X (89-92) - F (L)		341088	
351010	Honda Civic Sedan, Hatchback, CR-X, Coupé (89) - R		341094	
351011	Honda Civic Sedan, Hatchback, CR-X, Coupé (91) - F (R)		341138	
351012	Honda Civic Sedan, Hatchback, CR-X, Coupé (91) - F (L)		341139	
351013	Nissan Primera Sedan, Hatchback (90-96)(P10) - F		341120	
351014	Peugeot 405 Sedan, Estate (87-96) - R	441066	341102	551053
351015	Audi Coupé 2WD (88-) - R		341153	
351016	Audi A4 2WD, Quattro (94-) - F		341904	
351017	Audi 100/200 2WD (82-90) - R	441040	341016	
351018	Audi 100/A6 2WD (90-97) - R	441902	341902	

KYB	VEHICLE FAHRZEUG VEHICULE	Reference		
		Premium	Excel-G	Gas-A-Just
351019	Fiat Cinquecento - R	441098	341189	
351020	Audi S4, S6 (C4) Sedan, Avant - R		341206	
351021	Lada Samara - R	441055	341059	
351025	Peugeot 206 - R	441110	341249	
351027	Peugeot 206 CC - R	441111	341250	
351801	Ford Fiesta Mk III - R	441801	341801	
353010	Fiat Uno - R	443271	343189	553134
353011	Opel Calibra, Vauxhall Calibra - R	443261	343259	553182
353012	Opel Corsa A/ B, Tigra, Vauxhall Nova - R	443225	343265	553155
353013	Seat Toledo, VW Golf II/ III, Jetta, Vento, Corrado, Cabrio - R	443800	343191	
		443235	343258	
353014	Audi A4 2WD (94-) - R		343271	
353015	Toyota Yaris - R		343295/343804	
353016	Audi A4 Sedan, Avant (2,99-) - R		343302	
353017	Toyota RAV 4 3door with 235-60-16 tire - R		343313	
353018	Toyota RAV 4 5door with 235-60-16 tire - R		343314	
353021	Seat Ibiza, Cordoba, VW Polo, Golf Syncro - R	443801	343274	
353022	Ford Focus Sedan, Hatchback - R		343290	
353023	Ford Focus Estate - R		343291	
353024	Toyota Yaris 1.5 - R		343805	
354001	Peugeot 205 GTi - R	444091	344112	554065
354001	Peugeot 205, 309 - R	443220	343229	553138
354002▼	Jeep Cherokee,Wagoneer - F (Discontinued)		344088	
354003▼	Jeep Cherokee,Wagoneer - R (Discontinued)		344089	
Gas Cartridge (37-Series)				
371004	BMW 3 Series (E30) fM-Technique sus. - F			
373009	BMW 1500 - 2000 Series (E10) - F	663001	363013	
373011	BMW 3 Series (E21) - F	663002	363016	
373012	VW Golf I, Jetta, Scirocco, Cabrio - F	663009	363001	
373018▼	Toyota Starlet (EP/ NP/ NR7) - F (Discontinued)		363047	
373019	BMW 3 Series (E30) - F	663049/663500	363044/363500	
373025	Audi 50, VW Polo, Derby - F	663035	363043	
374006	VW Golf II, Jetta - F	664014	364014	
374008	BMW 3 Series (E30) - F		364021	
375008	BMW 3 Series (E30) fM-Technique sus. - F Audi 80, Audi 90, Coupé, Cabrio, VW Passat, Santana - F	665030	365008/365500	
375009	Daewoo Nexia, Lanos, Espero, Opel Kadett D/ E, Vauxhall Astra, Belmont - F	665036	365025/365501	
375020	BMW 3 Series (E21) - F	665048	365042	
375032	Opel Vectra, Calibra, Vauxhall Cavalier, Calibra - F	665063	365071/365503	
375034	Opel Astra, Vauxhall Astra - F	665066/665501	365078/365504	
375035	Toyota RAV 4 - F		365093	
375036	Citroën AX, Saxo, Peugeot 106 - F	665067/665502	365087/365506	
375037	Lada Samara - F	665059	365057	
376001	Audi 100/A6/200 2WD, S4, S6 (C4) - F	666001	366002	
376002	Audi 80/ 90/ Coupé Quattro - R	666002	366006	
376003	Audi Coupé 4WD (88-) - R		366008	

**AGX**

 NUMERICAL LISTING  
 NUMERISCHE LISTE  
 LISTE NUMERIQUE



 VEHICLE  
 FAHRZEUG  
 VEHICULE


**Adjustable Twin Tube Gas Strut (73-Series)**

731001	Suzuki Vitara, X-90 - F (R)
731002	Suzuki Vitara, X-90 - F (L)
731003	Honda Civic (EM2, EP1/2/4, EU7/8/9) - F (L)
731004	Honda Civic (EM2, EP1/2/4, EU7/8/9) - F (R)
731005	Honda Civic Type-R (EP3) - F (R)
731006	Honda Civic Type-R (EP3) - F (L)
732005	Hyundai Accent (LC) - R (R)
732006	Hyundai Accent (LC) - R (L)
733006	Nissan 200SX (S13) - F (R)
733007	Nissan 200SX (S13) - F (L)
733010	Subaru Impreza (GC) 2.0 Turbo - R (R)
733011	Subaru Impreza (GC) 2.0 Turbo - R (L)
733020	Hyundai Coupé (J2) - F (R)
733021	Hyundai Coupé (J2) - F (L)
733022	Hyundai Coupé (J2) - R (R)
733023	Hyundai Coupé (J2) - R (L)
733026	Toyota Yaris (SCP10, NCP10) - F
733028	Mitsubishi Colt (CJ1/2/4) - F (R)
733029	Mitsubishi Colt (CJ1/2/4) - F (L)
733030	Opel Corsa A, Corsa B, Vauxhall Corsa - F
733031	Peugeot 306, Citroën ZX, Xsara - F (R)
733032	Peugeot 306, Citroën ZX, Xsara - F (L)
733034	Hyundai Accent (LC) - F (R)
733035	Hyundai Accent (LC) - F (L)
733036	Ford Focus Sedan, Hatchback - F (R)
733037	Ford Focus Sedan, Hatchback - F (L)
733038	Toyota Corolla (4.97-9.01) - F (R)
733039	Toyota Corolla (4.97-9.01) - F (L)
733040	Peugeot 206 (9.98- ) - F (R)
733041	Peugeot 206 (9.98- ) - F (L)
733042	Toyota Yaris 1.5 (NCP13) - F
734006	Subaru Impreza (GC) 2.0 Turbo - F (R)
734007	Subaru Impreza (GC) 2.0 Turbo - F (L)
734021	Toyota Celica (ZZT230) - F (R)
734022	Toyota Celica (ZZT230) - F (L)
734023	Nissan 200SX (S14) - F (R)
734024	Nissan 200SX (S14) - F (L)
734025	Toyota Celica 1,8 2,0 - R (R)
734026	Toyota Celica 1,8 2,0 - R (L)
734027	Mitsubishi Carisma 1,8, 1,8GDI - F (R)
734028	Mitsubishi Carisma 1,8, 1,8GDI - F (L)
734029	Peugeot 205 - F (R)
734030	Peugeot 205 - F (L)
734031	Peugeot 405 - F
734032	Mercedes W124, W201 - F
734033	VW Golf 4, Bora, Audi A3 - F
734034	Subaru Impreza Sedan (GD) - F (R)
734035	Subaru Impreza Sedan (GD) - F (L)
734036	Subaru Impreza Sedan (GD) - R (R)
734037	Subaru Impreza Sedan (GD) - R (L)



# AGX

NUMERICAL LISTING  
 NUMERISCHE LISTE  
 LISTE NUMERIQUE

	VEHICLE FAHRZEUG VEHICULE
734039  734040 734041 734042 734043  734044 734045 734046 734047	VW Golf II/ III, JettaII, Vento, Corrado, Cabrio, Polo, Seat Ibiza, Toledo Cordoba - F Honda HR-V 2WD, 4WD (00- ) - F (R) Honda HR-V 2WD, 4WD (00- ) - F (L) Toyota Corolla (4.97-9.01) - R (R) Toyota Corolla (4.97-9.01) - R (L)  Toyota Avensis - F (R) Toyota Avensis - F (L) Toyota Avensis - R (R) Toyota Avensis - R (L)

## Adjustable Twin Tube Gas Shock Absorber (74-Series)

741005 741005 741006 741006 741007	Honda Civic (EH6, EG2, EJ1/2) - F (R) Honda Civic CRX 1,6 VTEC (EH6, EG2) - F (R) Honda Civic (EH6, EG2, EJ1/2) - F (L) Honda Civic CRX 1,6 VTEC (EH6, EG2) - F (L) Honda Civic (EH6, EG2, EJ1/2) - R
741007 741015 741016 741017 741023	Honda Civic CRX 1,6 VTEC (EH6, EG2) - R Mazda MX - 5 - F Mazda MX - 5 - R Nissan 200SX (S13) - R Honda Civic (EJ9, EK1/3/4, EJ6/7/8, EM1) - F
741024 741033 741035 741036 741038	Honda Civic (EJ9, EK1/3/4, EJ6/7/8, EM1) - R Mitsubishi Colt (CJ1/2/4) - R Mazda MX-5 (5.98- ) - F Mazda MX-5 (5.98- ) - R Hyundai Sonata (EF), XG30 (XG) - R
741041 741043 741045 741046 741047	Toyota Celica (ZZT230) -Rr Hyundai Sonata (EF), XG30 (XG) - F Nissan 200SX (S14) - R Honda Accord Sedan CG7/8/9, CH1 (10.98- ) - F Honda Accord Sedan CG7/8/9, CH1 (10.98- ) - R
741048 741049 741050 741051 741052	Nissan Primera (P11) 2,0 SRI/GTI - F Honda Accord Coupé CG2/4 (2.98- ) - F Honda Accord Coupé CG2/4 (2.98- ) - R Honda Civic 5door, Aerodeck (95-) - F (R) Honda Civic 5door, Aerodeck (95-) - F (L)
741053 741054 741055 741056 741057	Honda Civic 5door, Aerodeck (95-) - R Mitsubishi Carisma - R Nissan Primera (P11) 2,0 SRI/GTI - R Toyota Celica (ZZT230) -R Peugeot 205 - R
741058 741060 741062 741063 741064	Peugeot 405 - R Honda Civic (EM2, EP1/2/4, EU7/8/9, EP3) - R VW Golf II/ III, Jetta II, Vento, Corrado, Cabrio, Seat Toledo - R Seat Ibiza, Cordoba, VW Polo - R Citroën AX, Saxo, Peugeot 106 - R
741065 741066 741067	Honda CR-V (RD) - F Honda CR-V (RD) - R Ford Focus Sedan, Hatchback - R

**AGX**

 NUMERICAL LISTING  
 NUMERISCHE LISTE  
 LISTE NUMERIQUE

<b>KYB</b>	VEHICLE FAHRZEUG VEHICULE
741068 741069	Toyota Land Cruiser (KZJ90/95, VZJ90/95) - F Peugeot 206 (9.98- ) - R
743017 743028 743029 743030 743031	Suzuki Vitara, X-90 - R Toyota Yaris (SCP10, NCP10) - R VW Golf 4, Audi A3 - R Opel/Vauxhall Astra, Vectra A - R Opel Calibra - R
743032 743033 743034 743035 743036	Opel Corsa, Vauxhall Corsa - R Mercedes W124, W201 - R Peugeot 306, Citroën ZX, Xsara - R Suzuki Jimny (98- ) - F Suzuki Jimny (98- ) - R
743037 743038 743039 743040 743041	Suzuki Jimny/Samurai (70- ) - F Suzuki Jimny/Samurai (70- ) - R Austin-Rover Mini - F Austin-Rover Mini - R Toyota Land Cruiser (KZJ90/95, VZJ90/95) - R
743042 743043	Honda HR-V 2WD, 4WD (00- ) - R Toyota Yaris 1.5 (NCP13) - R

### Adjustable Twin Tube Gas Cartridge (76-Series)

765015 765016 765017 765018 765019	Toyota MR 2(SW20) - F Toyota MR 2(SW20) - R Toyota Celica 1,8 2,0 - F Opel Vectra A, Calibra, Vauxhall Vectra, Calibra - F Opel Astra, Vauxhall Caribra - F
765020 765021	Citroën AX, Saxo, Peugeot 106 - F Vauxhall Astra Sedan/Hatchback - F



Protection Kit		NUMERICAL LISTING NUMERISCHE LISTE LISTE NUMERIQUE			
		Reference			
KYB	VEHICLE FAHRZEUG VEHICULE	Premium	Excel-G	Gas-A-Just	ULTRA SR
		912003	Mazda 323 - R	632004/05	332009/10
912004	Mazda 626, Montrose - R	633041	333027		
912020	Nissan Cherry, Pulsar, Sunny - R Renault R5 - F Renault R5 - F Renault R5 - F	632046/47 633804 633805 633806	332026/27 333804 333805 333806		322022/23
912021	Mazda 323 - R	632034/35	332019/20		
912043	Mazda 323 Estate - R	633072/73	333072/73		
913105	Auto Bianchi/Lancia Y10 - F Fiat Ritmo/Strada (138)-F	633850/51 633019	333866/67 333009		
913112	Citroën Visa, Peugeot 205, 309-F Peugeot 405 - F Fiat Bravo, Brava-F Fiat Bravo, Brava-F	634010/11	334022/23 324014 334809 334860		324012/13
913113	Peugeot 505 - F Peugeot 505 - F Peugeot 505 - F Alfa Romeo Alfa 164 / Fiat Croma / Lancia Thema - R Fiat Croma / Lancia Thema - F	664018 664008 665065	364002  334801 334804		
913116	Volvo 242, 244, 245, 264, 265, 240, 260 Series - F Fiat Marea - F Fiat Marea - F	665008	365006 334861 334862		
913117	Volvo 740, 745, 760, 780, 940, 960 - F	665055	365053		
913121	Mazda Luce, 929L, 929 - R Ford Escort, XR-3, RS (95-)-R Mazda 121-R Mazda 121-R	441951	341040 341951 341952 341953		
913128	Toyota Corolla, Sprinter - R Toyota Corolla, Sprinter - R Toyota Carina II - R		332011/12 332021 333002/03		
913138	Nissan Cherry, Pulsar, Sunny-F Daihatsu Charade-R Nissan 100 NX, Sunny-F	632041/42 632089/90 633115/16	332028/29 332066/67 333089/90		322024/25 323032/33
913147	Lada Samara, Riva, Diva, Forma, Sagona-F	665059	365057		375037
913212	Mitsubishi Colt, Lancer - F	633059	333037		
913217	Volvo 300 Series-F	665010	365065		
913242	Daewoo Espero, Lanos, Nexia/Cielo -F Subaru Justy, J Series / Suzuki Swift -F Suzuki Swift-F Suzuki Swift-F Toyota Starlet-F Toyota Starlet-F Volvo 850, S70-F	665036 633133/34 632061/62 632068/69  634908	365501 333194/95 332049/50 332052/53 333067/68 333209/10		375009
913267	Toyota Carina e-F Toyota Avensis-F		333197/98 334203/04		



# Protection Kit

NUMERICAL LISTING  
NUMERISCHE LISTE  
LISTE NUMERIQUE

KYB	VEHICLE FAHRZEUG VEHICULE	Reference			
		Premium	Excel-G	Gas-A-Just	ULTRA SR
915124 915200	Mercedes Benz 190 Series, E Series - F Ford Mondeo - F Ford Mondeo - F		334017 334905 334921		324007
915201	Ford Commercial Escort Van, Express-F Ford Commercial Escort Van, Express-F Ford Escort, Orion - F Ford Escort, Orion - F Ford Escort, Orion - F Ford Fiesta, XR-2, Van, Courier-F Ford Fiesta, XR-2, Van, Courier-F Ford Fiesta, XR-2-F Ford Fiesta, XR-2-F	633099 633100 633801 633802 633834 633009 633803	333074 333801 333802 333834 333006 333803 333044 333076		323024
915203	Ford Mondeo - R Ford Mondeo - R		334906 334922		
915204	Ford Escort, Orion - R	632801	332801		323036
915205	Ford Fiesta, XR-2, Van, Courier-F Ford Fiesta, XR-2, Van, Courier-F	633817 633818	333817 333818		323817 323818
915206	Ford Escort, Orion-F Ford Escort, Orion-F Ford Escort-F Ford Escort-F Ford Fiesta, XR-2, Van, Courier-F Ford Fiesta, XR-2-F Ford Fiesta, XR-2-F Ford Fiesta-F, Mazda 121-F Ford Fiesta-F, Mazda 121-F Ford Fiesta-F, Mazda 121-F Ford Fiesta-F, Mazda 121-F Ford Ka-F	633820 633821   633822	333820 333821 333826 333841 333823 333817 333822 333701 333702 333703 333704 333700		323817
915208	Ford Focus-F		333709/10		323056/57
915209	Ford Scorpio, Granada - F	634015	334018		
915210	Ford Escort, Sierra-F Ford Sierra, XR-4, Cosworth-F Ford Sierra, XR-4, Cosworth-F	633038 633832	334219 333019 333832		324015 323037
915211▼	Discontinued (Changed to 913121) Ford Escort (1.95-2.99) - R Mazda 121 - R	441951	341951 341952		
915301▼	Opel Astra - F (Changed to 935301)		334948/49		
915302	Opel/Vauxhall Corsa, Nova - F	633151	333157		323034
915318	Opel/Vauxhall Calibra - F	665063	365071		375032
915322	Opel/Vauxhall Kadett, Astra, Belmont - F Opel/Vauxhall Rekord, Commodore, Carlton, Viceroy, Omega - F Opel/Vauxhall Rekord, Senator, Monza, Carlton, Royale, Viceroy, Omega - F	665036 665035 665056	365501 365007		375009
915325	Opel/Vauxhall Corsa, Nova, Tigra - F		333831		323034
915327	Opel/Vauxhall Vectra, Cavalier - F	665063	365071		375032

Protection Kit		NUMERICAL LISTING NUMERISCHE LISTE LISTE NUMERIQUE			
		Reference			
KYB	VEHICLE FAHRZEUG VEHICULE	Premium	Excel-G	Gas-A-Just	ULTRA SR
	915328	Opel/Vauxhall Ascona, Cavalier - F Opel/Vauxhall Ascona, Cavalier, Manta - F	665042 665057	365030 365054	
915329	Opel/Vauxhall Omega, Senator, Carlton - F Opel/Vauxhall Omega, Carlton, Viceroy - F	634021/22	334099/100 334903		
915400	Audi A3, Skoda Octavia, VW Golf IV, Bora - R Seat Leon, Toledo - R Skoda Octavia/VW GolfIV-R		343348 343348 343298	553206 553304 553232	243037 243039
915401	Seat Arosa, Ibiza, Cordoba, Toledo, VW Golf II, III, Jetta, Vento, Polo, Derby - F VW Golf II, Jetta - F Seat Ibiza, Cordoba, Malaga-F Seat Ibiza, Cordoba, Malaga-F VW Golf II, Jetta, Passat, Polo, Corrado - F VW Passat - F	633712  664014 633813 633840 634810 665064/665500	333712  364014 333813 333840 334810 365070/365502		324025  374006
915402	VW Golf I, Jetta, Scirocco - F	663009	363001		373012
915404	VW Polo, Derby - F	663035	363043		373025
915405	Seat Toledo,VW Golf II, III, Jetta, Vento, Corrado - R VW Golf II, III, Jetta, Vento, Corrado - R	443800 443235	343191 343258		353013 353013
915407	Seat Ibiza, Cordoba, Toledo, VW Golf III, Vento - F VW Passat - F	634950/634810 634951/634811	334950/334810 334951/334811		
915408	VW Passat - R Skoda Favorit-R	443246 441800	343223 341800		
915410	Audi 50 - F Audi 80, 90, Coupé, VW Passat - F	663035 635030	363043 365008		373025 375008
915412	Audi 50, VW Polo, Derby - R Audi 50, VW Polo, Derby - R	441019 443165	341023 343165	551015	351004
915415	Audi A3, VW Golf IV, Bora, New Beetle - F Seat Leon, Toledo, Skoda Octavia - F	634812 633713	334812 333713		324016 324016
915416	Audi A4 - R		343271		353014
915418	Volkswagen Polo - R		343274		
915419	Volkswagen Polo Classic - R Volkswagen Polo Variant/Seat Cordoba - R	443296	343274 343297		
915501	Renault Twingo - R		341813		
915502▼	Renault R9, R11 - F (Changed to 945502) Renault R19/ Chamade - F (Changed to 945502)	633807 633808	333807 333808		323808
915506	Renault Clio - F Renault Clio - F Renault Clio - F Renault Clio - F Renault Clio - F Renault Clio - F Renault Twingo - F Renault Twingo - F	633824 633825 633706 633707 633708	333824 333825 333706 333707 333708 333849 333714 333723/24		323825  323849
915700	Audi 80/90 - R	441901	341901	551055	351006

# Protection Kit


NUMERICAL LISTING  
NUMERISCHE LISTE  
LISTE NUMERIQUE

KYB	VEHICLE FAHRZEUG VEHICULE	Reference			
		Premium	Excel-G	Gas-A-Just	ULTRA SR
915700	Audi 80/90 - R VW Scirocco - R	443172	341132 343169	551056	351006
915702	Audi 100, 200(82-90) - F	666001	366002		376001
915703	Audi 100, A6(90-97) - F	666001	366002		376001
915705	Audi 100, A6(90-97) - R	441902/441084	341902/341133		351018
915708	Audi A4 Sedan, Avant - F VW Passat - F		341904 341207		351016
915801	Fiat Punto - F Fiat Punto - F		333843 334805		324805 324805
915803	Fiat Tipo, Tempra - F		333842		324806
915804▼	Discontinued (Changed to 916002) Fiat Tipo, Tempra, Lancia Dedra, Delta - F		334806		324006
915808	Citroën Jumper, Fiat Ducato, Peugeot Boxer - F	635852			
915809	Fiat Cinquecento - F Fiat Seicento - F	632800/633731	332800/333731 333870	322800/323731	
915810	Fiat Panda - F	633951	333871/333951		
915812	Fiat Uno, Ritmo, Strada, Regata - F Fiat Uno, Ritmo, Strada, Regata - F	633833 633048	333833 333048		323035
915813	Fiat Ducato - F	635851			
915902▼	Citroën AX - F (Changed to 945902)	665067	365087		375036
915908	Peugeot 206 - F	633729/30	333729/30		323054/55
915909	Peugeot 406 - F Peugeot 406 - F Peugeot 605-F Peugeot 605-F	633927/28 633925/26 633902/03 633960/61	333927/28 333925/26 333902/03 333960/61		
916002	Alfa Romeo 155 1.6-2.0 - F Alfa Romeo 155 2.5 TD - F Alfa Romeo 155 2.5-V6 - F Fiat Tempra, Tipo/Lancia Dedra, Delta-F		334917 334918 334919 334806		324806
916024	Alfa Romeo 145/146 - F Alfa Romeo 145/146 - F Alfa Romeo 145/146 - F		334915/16 334930 334917		
916501	Volvo 400 Series - F Volvo 400 Series - F	633122/23 633124	333100/101 333102		
916502	Volvo S40/V40 - R Volvo S40/V40 Sport sus. - R		341204 341217		
916800	Nissan Micra, March - F Alfa Romeo 156-R Alfa Romeo 156-R	632078/11	332060/25 334613 334932		







































Protection Kit		NUMERICAL LISTING NUMERISCHE LISTE LISTE NUMERIQUE			
KYB	VEHICLE FAHRZEUG VEHICULE	Reference			
		Premium	Excel-G	Gas-A-Just	ULTRA SR
916801	Discontinued Nissan Micra, March - R	441043	341056		
916802	Nissan Sunny - R	632072/73	332056/57		322026/27
916803	Nissan Primera - F		341120		351013
916804▼	Discontinued (Changed to 913138) Nissan Sunny - F Nissan Sunny - F	632040/41 633115/16	332028/29 333089/90		322024/25 323032/33
916806	Nissan Primera - R		333282/83		
916900▼	Discontinued (Changed to 913267) Toyota Avensis - F		334203/04		
916901▼	Toyota Corolla - R (Changed to 946901) Toyota Carina II - R (Changed to 946901) Toyota Carina II - R (Changed to 946901)		333051/52 333063/64 334027/28		
916902	Toyota Celica - F Toyota Corolla - F Toyota Corolla - F Toyota Corolla - F Toyota Corolla - F Toyota Corolla - F Toyota Corolla - F Toyota Corolla - F Toyota Corolla - F Hyundai Pony, Excel, S-Coupe-F	663045 665047        633150	365058/68 363039 365041 363059 363060 333118/19 365064 333114/15 365091 333156		
916903▼	Discontinued (Changed to 915004) Toyota Camry - F		365061		
917001	Mazda 323 - F Mazda 323 - F	633137/38	333126/27 333130/31		
917002	Mazda 323 - R	633143/44	333132/33		
917003▼	Mazda 626, Montrose - R (Changed to 947003)	634080	334157		
917300	Mitsubishi Galant, Sapporo, Sigma, Eclips - F Mitsubishi Galant, Sapporo, Sigma - F Mitsubishi Galant, Sapporo, Sigma - F Mitsubishi Galant, Sapporo, Sigma - F Mitsubishi Galant, Sapporo, Sigma - F Mitsubishi Carisma/Volvo S40-F Mitsubishi Carisma-F Volvo S40-F Volvo S40-F	634023 634034 634035 634005 634007	334030 334043 334044 334002 334003 334154/55 334308/09 334174/75 334354/55		
917302	Mitsubishi Colt, Lancer - F	634029	334019		
917700▼	Discontinued (Changed to 913242) Subaru Justy, Suzuki Swift - F Suzuki Swift - F Suzuki Swift - F	633133/34 632068/69 632061/62	333194/95 332052/53 332049/50		
917800▼	Discontinued (Changed to 913268) Skoda Favorit - F	633835	333835		

# Protection Kit

NUMERICAL LISTING  
 NUMERISCHE LISTE  
 LISTE NUMERIQUE















	VEHICLE FAHRZEUG VEHICULE	Reference			
		Premium	Excel-G	Gas-A-Just	ULTRA SR
917802▼	Discontinued (Changed to 913268) Skoda Felicia - F	633835	333835		
918600	Chrysler Voyager/Mini-Van - F Chrysler Voyager/Mini-Van - F		235044/235901 334188		
933279	Honda Cuvuc, Ballade, CR-X-F	633055/56	333030/31		
935300	Opel/Vauxhall Astra - F	665066/665501	365078/365504		375034
935301	Opel/Vauxall Astra - F Opel/Vauxall Astra - F Opel/Vauxall Vectra B - F Opel/Vauxall Vectra B - F		334948/49 334607/08 334600/01 333715/16		
942016	Mazda 626, Montrose - F Mazda 626, Montrose - F Mazda 626, Montrose - R	633028/29 633069/70 634026	333028/29 333055/56 334036		
942017	Mazda 626, Montrose - F	634024/25	334034/35		
945502	Renault R9, R11 - F Renault R19/ Chamade - F	633807 633808	333807 333808		323808
945902	Citröen AX - F	665067/665502	365087/365506		375036
946901	Toyota Corolla - R Toyota Carina II - R Toyota Carina II - R		333051/52 333063/64 334027/28		
947003	Mazda 626, Montrose - R	634080	334157		















## Suspension Mounting Kit

Kit No.	Application	O.E. P/No.	
MB1901	Renault	7700803635	
SM1000	BMW	31 33 1 139 452 31 33 1 124 508A	   x 3pcs. x 3pcs.
SM1001	BMW	31 33 1 090 467 31 33 1 092 885 31 33 1 135 582	   x 3pcs. x 3pcs.
SM1002	BMW	31 33 1 110 195 31 33 1 112 644	   x 3pcs. x 3pcs.
SM1100	Mercedes Benz	201 320 24 44 201 320 07 44	   x 3pcs. x 3pcs.
SM1101	Mercedes Benz	124 320 14 44	   x 3pcs. x 3pcs.
SM1200	Ford	6150277	 
SM1201	Ford	6720387	 
SM1202	Ford	6162271 6495311	    x 2pcs. x 2pcs.
SM1203	Ford	6150276 6112404 6150277	 
SM1204	Ford Ford Ford Mazda	1013794 1002513 1013794 1E0034390	 
SM1205	Ford	6735956 6799585	 
SM1206	Ford	7350847 1002513	    x 3pcs. x 3pcs.
SM1207	Ford	6161336 6112404	    x 3pcs. x 3pcs.



































## Suspension Mounting Kit















Kit No.	Application	O.E. P/No.	
SM1208	Ford	6763456	 x 3pcs.    x 3pcs.
SM1209	Ford	1061721    1087177 1115132	
SM1300	Opel	344508	 x 2pcs.    x 2pcs.
SM1301	Opel	344514 344516	
SM1302▼ SM2302	Opel/Vauxhall	11042011 312503 344519	 x 2pcs.    x 2pcs.
SM1303	Opel	11010091    2080242 344517    344518	 x 2pcs.    x 2pcs.
SM1304	Opel	344511	
SM1305	Opel/Vauxhall	344507 344522	 x 2pcs.    x 2pcs.
SM1306	Opel/Vauxhall	344514 344516 90468447	
SM1307	Opel/Vauxhall Opel/Vauxhall Daewoo	344509 90184756	 x 2pcs.    x 2pcs.
SM1500	Renault	7701 470 087	
SM1501	Renault	7701 470 090	
SM1502▼ SM1508 SM1509 SM1510	Renault	7701 470 091 7700 757 691 7700 795 187	
SM1503	Renault	7701 470 089    7700 827 436	

Suspension Mounting Kit			
Kit No.	Application	O.E. P/No.	
SM1504	Renault	7701 470 088    6001 025 850 7700 827 435	
SM1507	Renault	7700 829 529 7701 472 254 6001 025 850 7700 828 866	
SM1508	Renault	7700 757 691 7700 803 635	
SM1509	Renault	7700 795 187 7700 803 635	
SM1510	Renault	7700 803 635	
SM1511	RENAULT	77 01 207 491	
SM1512	RENAULT	77 01 207 537	
SM1513	RENAULT	77 01 207 350	
SM1515	RENAULT	77 01 207 797	
SM1517	RENAULT	77 01 207 678	
SM1518	RENAULT	77 01 207 815	
SM1519	RENAULT	77 01 207 816	
SM1520	RENAULT	77 01 207 817	
SM1700	Volkswagen	357 412 329	















## Suspension Mounting Kit

Kit No.	Application	O.E. P/No.	
SM1701	Seat, Volkswagen	191 412 329	
SM1702	Audi, Volkswagen	811 412 323D    811 412 323C 812 412 323D    8A0 412 323B	
SM1703	Audi, Volkswagen	871 412 323A 871 412 323B	
SM1704	Ford, Seat, Volkswagen	7201688        7201848 357 412 249A    357 412 331A 7MO 412 331	 
SM1705	Seat	SE021156228A	 
SM1706	Volkswagen	171 412 329A	   x 2pcs.    x 2pcs.
SM1707	Seat, Volkswagen	357 412 149 6N0 412 331	 
SM1708	Audi, Seat, Skoda, Volkswagen	357 412 149 1J0 412 331C	 
SM1709	Audi	4A0 412 249 4A0 412 377C	 
SM1710	Audi	4A0 412 377C 431 412 249D 441 412 249A	 
SM1712	Audi	4D0412377F        8D0412065D/E/F	 
SM1800	Fiat	5968311	    x 3pcs.    x 3pcs.
SM1801	Fiat Fiat Peugeot	4390179 4466980 5035.17	    x 3pcs.    x 3pcs.
SM1802	Fiat, Lancia	7683363 7601502	    x 3pcs.    x 3pcs.














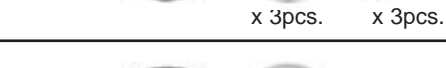
## Suspension Mounting Kit

Kit No.	Application	O.E. P/No.	
SM1803	Fiat, Lancia	7683364 7601502	 <div style="display: flex; justify-content: space-around; width: 100%;"> <span>x 3pcs.</span> <span>x 3pcs.</span> </div>
SM1804	Fiat Fiat Seat	4400895 4400905 021 156 228A	 <div style="display: flex; justify-content: space-around; width: 100%;"> <span>x 2pcs.</span> <span>x 2pcs.</span> </div>
SM1805	Fiat	7775940	 <div style="display: flex; justify-content: space-around; width: 100%;"> <span>x 2pcs.</span> <span>x 2pcs.</span> </div>
SM1806	Fiat	7776485	 <div style="display: flex; justify-content: space-around; width: 100%;"> <span>x 3pcs.</span> <span>x 3pcs.</span> </div>
SM1807	Fiat, Lancia	82398815	 <div style="display: flex; justify-content: space-around; width: 100%;"> <span>x 3pcs.</span> <span>x 3pcs.</span> </div>
SM1808	Fiat, Lancia	82398818 82406929	 <div style="display: flex; justify-content: space-around; width: 100%;"> <span>x 3pcs.</span> <span>x 3pcs.</span> </div>
SM1809	Lancia Delta, Prisma (831) - F	82403819 82429601	 <div style="display: flex; justify-content: space-around; width: 100%;"> <span>x 2pcs.</span> <span>x 2pcs.</span> </div>
SM1810	Fiat		
SM1811	Fiat		
SM1812	Fiat		
SM1813	Fiat		 <div style="display: flex; justify-content: space-around; width: 100%;"> <span>x 3pcs.</span> <span>x 3pcs.</span> <span>x 3pcs.</span> </div>
SM1814	Fiat	46760673	
SM1815	Fiat	46760674	
SM1900	Peugeot, Citroën - F	5038.19	 <div style="display: flex; justify-content: space-around; width: 100%;"> <span>x 3pcs.</span> <span>x 3pcs.</span> </div>

## Suspension Mounting Kit

Kit No.	Application	O.E. P/No.	
SM1901	Peugeot	5037.20	 x 2pcs. x 2pcs.
SM1902	Citroën Peugeot	6936.71      95603783 5038.08      6936.71	
SM1903	Citroën, Peugeot	5035.27 5035.23 5038.15	 x 3pcs. x 1pcs.
SM1904	Peugeot	5037.26	 x 2pcs. x 2pcs.
SM1905	Citroën, Peugeot	5035.27 5035.23 5038.23	 x 1pcs. x 1pcs. x 1pcs. x 3pcs.
SM1906	Citroën, Peugeot	5035.27 5035.23 5038.24	 x 1pcs. x 1pcs. x 1pcs. x 3pcs.
SM1907	Peugeot	5035.23 5038.22	 x 1pcs. x 1pcs. x 1pcs. x 3pcs.
SM1908	Peugeot	5035.23 5038.21	 x 1pcs. x 1pcs. x 1pcs. x 3pcs.
SM1909	Peugeot	5035.23 5210.22	
SM1910	Peugeot	5035.23 5038.36	 x 1pcs. x 1pcs. x 1pcs. x 3pcs.
SM1911	Peugeot	5035.23 5038.40	 x 1pcs. x 1pcs. x 1pcs. x 3pcs.
SM1912	Peugeot	5035.23 5038.35	 x 1pcs. x 1pcs. x 1pcs. x 3pcs.
SM1913	Peugeot	5035.23 5038.39	 x 1pcs. x 1pcs. x 1pcs. x 3pcs.
SM1914	Peugeot	5035.23 5037.33	 x 1pcs. x 1pcs. x 3pcs.

## Suspension Mounting Kit

Kit No.	Application	O.E. P/No.	
SM1915	Peugeot	5035.32 5038.25	 x 1pcs. x 1pcs. x 3pcs.
SM1916	Citroën, Peugeot Citroën, Peugeot Fiat Lancia	5035.38 5038.16 1318825080	 x 1pcs. x 2pcs.
SM1917	Citroën, Peugeot Citroën, Peugeot Fiat Lancia	5035.38 5038.17 1318825080	 x 1pcs. x 2pcs.
SM1918	Citroën, Peugeot Citroën, Peugeot Fiat Lancia	5035.29 5038.16	 x 1pcs. x 2pcs.
SM1919	Citroën, Peugeot Citroën, Peugeot Fiat Lancia	5035.29 5038.17	 x 1pcs. x 2pcs.
SM1920	Citroën, Peugeot Citroën, Peugeot Citroën, Peugeot Fiat	5035.39 5035.30 5038.41 1318573080	 x 1pcs. x 1pcs. x 3pcs.
SM1921	Citroën, Peugeot Citroën, Peugeot Citroën, Peugeot Fiat	5035.39 5035.30 5038.42 1318573080	 x 1pcs. x 1pcs. x 3pcs.
SM1922	Citroen	503180	
SM1923	Peugeot	503177	
SM2000	Alfa Romeo	60501446 60504729	 x 4pcs. x 4pcs.
SM2001	Alfa Romeo	60501446 60507890	
SM2002	Alfa Romeo	60501446 60570447	 x 3pcs. x 3pcs.
SM2003	Alfa Romeo	60806398 60570731	 x 3pcs. x 3pcs.
SM2004	Alfa Romeo	60806398 60570732	 x 3pcs.













# FITTING KIT

NUMERICAL LISTING  
 NUMERISCHE LISTE  
 LISTE NUMERIQUE

KYB	UPPER KIT NO. 	LOWER KIT NO. 	KYB	UPPER KIT NO. 	LOWER KIT NO. 	KYB	UPPER KIT NO. 	LOWER KIT NO. 
234019▼			323036	S6642	N/A	331005	S6752	N/A
234901			323037	C3942	N/A	331008	X3662	N/A
234902			323038	S9832	N/A	331009	X3662	N/A
235011▼			323039	S9832	N/A	331010	X3662	N/A
235044▼			323040	S9832	N/A	331011	X3662	N/A
235045▼			323041	S9832	N/A	331012	X3662	N/A
235609▼			323042	S9832	N/A	331013	X3662	N/A
235610			323043	S9832	N/A	331014		
235611			323044	S9832	N/A	331015		
235615▼			323045	S5962	N/A	331018	S6682	N/A
235616▼			323046	S5962	N/A	331019	S6682	N/A
235626			323047	S5962	N/A	331900		
235627			323048	S5962	N/A	332002	S6682	N/A
235628			323052	S9832	N/A	332003	S6682	N/A
235629			323053	S9832	N/A	332004	S4162	N/A
235901			323054	S6682	N/A	332005	S1282	N/A
235902			323055	S6682	N/A	332006	S1282	N/A
235903			323056	S9832	N/A	332007	S1282	N/A
241003	C1292 (SG-006)	Fixed	323057	S9832	N/A	332008	S1282	N/A
			323058	S9832	N/A	332009	S6742	N/A
241005	S6722	Fixed	323059	S5962	N/A	332010	S6742	N/A
241006	Fixed	Fixed	323060	S5962	N/A	332011	S6682	N/A
241007	Fixed	Fixed	323731			332012	S6682	N/A
241008	Fixed	Fixed	323734			332016	S6642	N/A
241009	Fixed	Fixed	323735			332017	S6742	N/A
241010	Fixed	Fixed	323808			332018	S6742	N/A
241011	Fixed	Fixed	323817			332019	S6742	N/A
241012	Fixed	Fixed	323818			332020	S6742	N/A
243014	C1062	Fixed	323819			332021	S6682	N/A
243015	C0442	Fixed	323825			332022	T3612	N/A
243016	Fixed	Fixed	323827			332023	T3612	N/A
243019	S6652	Fixed	323838			332025	S1292	N/A
243024	C0952	Fixed	323839			332026	S6642	N/A
243025	Fixed	Fixed	323849			332027	S6642	N/A
243032	G0342	Fixed	324005	T9802	N/A	332028	S6642	N/A
243033	C0342	Fixed	324006	T9802	N/A	332029	S6642	N/A
243034	Fixed	Fixed	324007	S6672	N/A	332030	S6642	N/A
243035	T6162	Fixed	324008	T9802	N/A	332031	S6642	N/A
243036	T6162	Fixed	324009	T9802	N/A	332032	S6642	N/A
243037	X7802	Fixed	324010	S6642	N/A	332033	S6642	N/A
243038	Fixed	Fixed	324011	S6642	N/A	332034	S6012	N/A
243039	X7802	Fixed	324012	S6672	N/A	332035	S6012	N/A
244029	C1062	Fixed	324013	S6672	N/A	332038	S6642	N/A
244030	C1062	Fixed	324014	S6672	N/A	332039	S6642	N/A
244033	C0762	Fixed	324015	S5992	N/A	332040	S6642	N/A
244036	C0532	Fixed	324016			332043	S6642	N/A
244037	Fixed	Fixed	324017	S6682	N/A	332044	S6642	N/A
244039	Fixed	Fixed	324018	S6682	N/A	332045	S6642	N/A
244040	Fixed	Fixed	324019	S6672	N/A	332046	S6642	N/A
322022	S6642	N/A	324020	S6672	N/A	332049	S6082	N/A
322023	S6642	N/A	324021	S6682	N/A	332050	S6082	N/A
322024	S6642	N/A	324022	S6682	N/A	332051	S6082	N/A
322025	S6642	N/A	324023	S6682	N/A	332052	S6082	N/A
322026	T9062	N/A	324024	S6682	N/A	332053	S6082	N/A
322027	T9062	N/A	324025	S6672	N/A	332054	S6742	N/A
322028	S9832	N/A	324026	S5962	N/A	332055	S6742	N/A
322029	S9832	N/A	324027	S5962	N/A	332056	T9062	N/A
322030	S9832	N/A	324028	S5962	N/A	332057	T9062	N/A
322031	S9832	N/A	324029	S5962	N/A	332058	T9062	N/A
322032	S9832	N/A	324030			332059	T9062	N/A
322033	S9832	N/A	324031			332060	S1292	N/A
322800			324805			332061	S1292	N/A
323024	S6642	N/A	324806			332062	S1292	N/A
323032	T9062	N/A	324808			332063	T3352	N/A
323033	T9062	N/A	331001	S6642	N/A	332064	T3352	N/A
323034	S6022	N/A	331002	T7412	N/A	332066	S6642	N/A
323035	S6642	N/A	331003	S6752	N/A	332067	S6642	N/A







# FITTING KIT







NUMERICAL LISTING  
NUMERISCHE LISTE  
LISTE NUMERIQUE

KYB	UPPER	LOWER	KYB	UPPER	LOWER	KYB	UPPER	LOWER
	KIT NO.	KIT NO.		KIT NO.	KIT NO.		KIT NO.	KIT NO.
332068	S6742	N/A	333044	S6642	N/A	333158	S6642	N/A
332069	S6742	N/A	333047	S4162	N/A	333159	S6642	N/A
332078	S6642	N/A	333048	S4162	N/A	333160	S6642	N/A
332079	S6642	N/A	333051	S6682	N/A	333170	S6642	N/A
332080	S9832	N/A	333052	S6682	N/A	333171	S6642	N/A
332081	S9832	N/A	333053	S6642	N/A	333172	S6642	N/A
332082	S6642	N/A	333054	S6642	N/A	333173	S6642	N/A
332083	S6642	N/A	333055	S6672	N/A	333174	S6642	N/A
332084	S6072	N/A	333056	S6672	N/A	333175	S6642	N/A
332085	S6072	N/A	333059	T7412	N/A	333176	S6642	N/A
332086	S6072	N/A	333060	T7412	N/A	333177	S6642	N/A
332087	S6072	N/A	333061	T7412	N/A	333178	S6642	N/A
332088	S6682	N/A	333063	S6682	N/A	333179	S6642	N/A
332089	S6682	N/A	333064	S6682	N/A	333180	S6072	N/A
332092	S6732	N/A	333067	S6682	N/A	333181	S6072	N/A
332093	S6732	N/A	333068	S6682	N/A	333182	S6642	N/A
332094	S9832	N/A	333072	S6742	N/A	333183	S6642	N/A
332095	S9832	N/A	333073	S6742	N/A	333184	S6072	N/A
332100	S6642	N/A	333074	S6642	N/A	333185	S6072	N/A
332101	S6642	N/A	333075	T3842	N/A	333190	S6642	N/A
332102	S6072	N/A	333076	S6642	N/A	333191	S6642	N/A
332103	S6072	N/A	333078	S6642	N/A	333192	X3662	N/A
332104	S6732	N/A	333079	S6642	N/A	333193	X3662	N/A
332105	S6732	N/A	333081	S6732	N/A	333194	S6642	N/A
332106	S9832	N/A	333082	S6732	N/A	333195	S6642	N/A
332107	S9832	N/A	333085	S6742	N/A	333196	S6082	N/A
332108	S9832	N/A	333086	S6742	N/A	333197	S6682	N/A
332109	S9832	N/A	333087	S6752	N/A	333198	S6682	N/A
332110	S6732	N/A	333088	S6752	N/A	333199	S6642	N/A
332111	S6732	N/A	333089	T9062	N/A	333200	S6642	N/A
332800▼			333090	T9062	N/A	333205	S9832	N/A
332801			333091	T9062	N/A	333206	S9832	N/A
333002	S6682	N/A	333092	T9062	N/A	333207	S9832	N/A
333003	S6682	N/A	333097	S6732	N/A	333208	S9832	N/A
333004	S4162	N/A	333098	S6732	N/A	333209	S6682	N/A
333005	S4162	N/A	333100	S6672	N/A	333210	S6682	N/A
333006	S6642	N/A	333101	S6672	N/A	333211	S9832	N/A
333007	S6742	N/A	333102	S6672	N/A	333212▼	S9832	N/A
333008	S6742	N/A	333103▼	S6642	N/A	333213▼	S9832	N/A
333009	S4162	N/A	333104▼	S6642	N/A		(RS-001)	
333011	S6682	N/A	333107	S6682	N/A	333214▼	S9832	N/A
333012	S6682	N/A	333108	S6682	N/A		(RS-001)	
333013	S4162	N/A	333109	S6742	N/A	333215	S9832	N/A
333014	S4162	N/A	333110	S6742	N/A		(RS-001)	
333015	S4162	N/A	333111	S6672	N/A	333216	S9832	N/A
333016	S6642	N/A	333112	S6682	N/A		(RS-001)	
333017	S6642	N/A	333113	S6682	N/A	333221	S6642	N/A
333018	S6642	N/A	333114	S6682	N/A	333222	S6642	N/A
333019	S6642	N/A	333115	S6682	N/A	333223	T3842	N/A
333020	S6672	N/A	333116	S6682	N/A	333224	S6642	N/A
333021	S6642	N/A	333117	S6682	N/A	333225	S6642	N/A
333022	S6642	N/A	333118	S6682	N/A	333226	S6642	N/A
333023	S6642	N/A	333119	S6682	N/A	333227	S6642	N/A
333024	S6642	N/A	333122	S6072	N/A	333228	S6012	N/A
333025	S6742	N/A	333123	S6072	N/A	333229	S6012	N/A
333026	S6742	N/A	333124	S6642	N/A	333230	S6012	N/A
333027	S6672	N/A	333125	S6642	N/A	333231	S6012	N/A
333028	S6672	N/A	333126	S6752	N/A	333232	S6642	N/A
333029	S6672	N/A	333127	S6752	N/A	333233	S6642	N/A
333030	S6642	N/A	333130	S6752	N/A	333234	S6642	N/A
333031	S6642	N/A	333131	S6752	N/A	333235	S6642	N/A
333032	S6642	N/A	333132	S6732	N/A	333236	S6682	N/A
333033	S6642	N/A	333133	S6732	N/A	333237	S6682	N/A
333034	S1282	N/A	333145	S6672	N/A	333238	X3662	N/A
333035	S1282	N/A	333153	S6642	N/A	333239	X3662	N/A
333037	S6642	N/A	333154	S6642	N/A	333244	S6642	N/A
333043	S4162	N/A	333156	S6642	N/A	333245	S6642	N/A

# FITTING KIT







NUMERICAL LISTING  
 NUMERISCHE LISTE  
 LISTE NUMERIQUE

<b>KYB</b>	UPPER KIT NO. 	LOWER KIT NO. 	<b>KYB</b>	UPPER KIT NO. 	LOWER KIT NO. 	<b>KYB</b>	UPPER KIT NO. 	LOWER KIT NO. 
333246	S6732	N/A	333354			333812		
333247	S6732	N/A	333355			333813		
333248	S6072	N/A	333356			333814		
333249	S6072	N/A	333357			333815		
333250	S6752	N/A	333358	S5962	N/A	333816▼		
333251	S6752	N/A	333359	S5962	N/A	333817		
333252	S6642	N/A	333360	S6682	N/A	333818		
333253	S6642	N/A	333361	S6682	N/A	333819▼		
333254			333364	S6712	N/A	333820		
333255			333365	S6712	N/A	333821		
333256	S1292	N/A	333366	S9832	N/A	333822		
333257	S1292	N/A	333367	S9832	N/A	333823		
333258	S9832	N/A	333368	S9832	N/A	333824		
333259▼			333369	S6742	N/A	333825		
333262	S5962	N/A	333370	S6742	N/A	333826		
333263	S5962	N/A	333371	S6672	N/A	333827		
333264	S5962	N/A	333372	S6672	N/A	333828		
333265	S5962	N/A	333379			333829		
333266	S6072	N/A	333380			333830		
333267	S6072	N/A	333383			333831		
333268	S9832	N/A	333384			333832		
333269	S9832	N/A	333500			333833		
333272▼	S5962	N/A	333501			333834		
333273▼	S5962	N/A	333502			333835		
333274	S9832	N/A	333503			333836		
333275	S9832	N/A	333504			333837		
333276	S9832	N/A	333505			333838		
333277	S9832	N/A	333700			333839		
333278	S9832	N/A	333701			333840		
333280	S6642	N/A	333702			333841		
333281	S6642	N/A	333703			333842		
333282	S6642	N/A	333704			333843		
333283	S6642	N/A	333706			333844		
333286	S6682	N/A	333707			333845		
333287	S6682	N/A	333708			333846		
333298	S5992	N/A	333709			333847		
333299	S5992	N/A	333710			333848		
333304	S9832	N/A	333711			333849		
333305	S9832	N/A	333712			333851▼		
333306	S6642	N/A	333713			333856		
333307	S6642	N/A	333714			333857		
333308	X3662	N/A	333715			333858		
333309	X3662	N/A	333716			333859		
333310	X3662	N/A	333717			333861▼		
333311	X3662	N/A	333718			333863▼		
333312	S9832	N/A	333721			333864▼		
	(RS-001)		333722			333865▼		
333313	S9832	N/A	333723			333866		
	(RS-001)		333724			333867		
333314	S5962	N/A	333729			333868▼		
333315	S5962	N/A	333730			333870		
333316	S9832	N/A	333731			333871		
333317	S9832	N/A	333732			333872		
333320	S6682	N/A	333733			333902		
333321	S6682	N/A	333734			333903		
333322	S9832	N/A	333735			333909		
333323	S9832	N/A	333738			333910		
333324	S9832	N/A	333739			333911▼		
333325	S9832	N/A	333801			333912▼		
333326	S9832	N/A	333802			333913▼		
333327	S9832	N/A	333803			333914		
333331			333804			333915		
333332			333805			333916		
333346	S6642	N/A	333806			333917		
333347	S6642	N/A	333807			333918		
333350	S9832	N/A	333808			333919		
333351	S9832	N/A	333811▼			333920		

FITTING KIT			NUMERICAL LISTING NUMERISCHE LISTE LISTE NUMERIQUE			FITTING KIT		
KYB	UPPER KIT NO. 	LOWER KIT NO. 	KYB	UPPER KIT NO. 	LOWER KIT NO. 	KYB	UPPER KIT NO. 	LOWER KIT NO. 
333921			334045	T9802	N/A	334128	S6682	N/A
333922			334046	T9802	N/A	334129	S6682	N/A
333925			334047	T9802	N/A	334130	S6682	N/A
333926			334048	T9802	N/A	334131	S5962	N/A
333927			334049	S6642	N/A	334132	S5962	N/A
333928			334050	S6682	N/A	334133	S6682	N/A
333929▼			334051	S6682	N/A	334134	S6682	N/A
333930▼			334052	S6682	N/A	334137	S6682	N/A
333931▼			334053	S6682	N/A	334138	S6682	N/A
333932			334054	S6682	N/A	334139	T8432	N/A
333933			334055	S6682	N/A	334140	T8432	N/A
333934			334056	S6642	N/A	334141	S6642	N/A
333935			334057	S6642	N/A	334142	S6732	N/A
333936			334059	T3352	N/A	334143	S6732	N/A
333937			334060	T3352	N/A	334144	S6062	N/A
333938			334061	S6682	N/A	334145	S6062	N/A
333939			334062	S6682	N/A	334146	S6062	N/A
333940			334063	S6682	N/A	334147	S6062	N/A
333941			334064	S6682	N/A	334150	X6442	N/A
333942			334068	S6752	N/A	334151	X6442	N/A
333943			334069	S6752	N/A	334154	S9832	N/A
333944			334070	S6642	N/A	334155	S9832	N/A
333945			334071	S6642	N/A	334156	S6752	N/A
333946			334072	S6642	N/A	334157	S6672	N/A
333947			334073	S6642	N/A	334158	T3352	N/A
333948			334082	S6682	N/A	334159	T3352	N/A
333950▼			334083	S6682	N/A	334160	S4822	N/A
333951			334084	S6672	N/A	334161	S4822	N/A
333960			334085	S6672	N/A	334162▼	S6062	N/A
333961			334086	S6672	N/A	334163▼	S6062	N/A
334001	S6642	N/A	334087	S6672	N/A	334164	S6062	N/A
334002	T3792	N/A	334088	S6642	N/A	334165	S6062	N/A
334003	T3792	N/A	334089	S6682	N/A	334166	S6062	N/A
334006	S6682	N/A	334090	S6682	N/A	334167	S6062	N/A
334007	S6682	N/A	334093	S6682	N/A	334170	S5962	N/A
334008	T3352	N/A	334094	S6682	N/A	334171	S5962	N/A
334009	T3352	N/A	334097	S6642	N/A	334172	S6682	N/A
334010	T3352	N/A	334098	S6642	N/A	334173	S6682	N/A
334011	T3352	N/A	334099	S6692	N/A	334174	S6642	N/A
334013	S6682	N/A	334100	S6692	N/A	334175	S6642	N/A
334014	S6682	N/A	334101	S6642	N/A	334176	S6682	N/A
334015	T8432	N/A	334102	S6642	N/A	334177	S6682	N/A
334016	T8432	N/A	334103	S6752	N/A	334178	S6682	N/A
334017	S6672	N/A	334104	S6752	N/A	334179	S6682	N/A
334018	S5992	N/A	334105	S6062	N/A	334184	S6072	N/A
334019	S6642	N/A	334106	S6062	N/A	334185	S6072	N/A
334020	T3792	N/A	334107	S6062	N/A	334186	S6682	N/A
334022	S6672	N/A	334108	S6062	N/A	334187	S6682	N/A
334023	S6672	N/A	334109	S6062	N/A	334188	S6672	N/A
334027	S6682	N/A	334110	S6062	N/A	334189	S6062	N/A
334028	S6682	N/A	334111	S6062	N/A	334190	S6062	N/A
334029	S6672	N/A	334112	S6062	N/A	334191	S3532	N/A
334030	S6642	N/A	334113▼	S6062	N/A	334192	S3532	N/A
334031	S6682	N/A	334114▼	S6062	N/A	334195	S6682	N/A
334032	S6682	N/A	334115	S6062	N/A	334196	S6682	N/A
334033	S6642	N/A	334116	S6062	N/A	334197	S6672	N/A
334034	S6672	N/A	334117	S6072	N/A	334198	S6672	N/A
334035	S6672	N/A	334118	S6072	N/A	334199	S6672	N/A
334036	S6672	N/A	334119	S6072	N/A	334200	S6672	N/A
334037	T3352	N/A	334120	S6072	N/A	334201	S6672	N/A
334038	T3352	N/A	334121	S6072	N/A	334202	S6672	N/A
334039	S6672	N/A	334122	S6072	N/A	334203	S6682	N/A
334040	S6672	N/A	334123	S6072	N/A	334204	S6682	N/A
334041	S6672	N/A	334124	S6072	N/A	334205	S5962	N/A
334042	S6672	N/A	334125	S5962	N/A	334206	S5962	N/A
334043	S6642	N/A	334126	S5962	N/A	334207		
334044	S6642	N/A	334127	S6682	N/A	334208		

# FITTING KIT

NUMERICAL LISTING  
 NUMERISCHE LISTE  
 LISTE NUMERIQUE

<b>KYB</b>	UPPER KIT NO. 	LOWER KIT NO. 	<b>KYB</b>	UPPER KIT NO. 	LOWER KIT NO. 	<b>KYB</b>	UPPER KIT NO. 	LOWER KIT NO. 
334209			334310	S6682	N/A	334818		
334210			334311	S6682	N/A	334826		
334211	S6062	N/A	334319	S5962	N/A	334827		
334212	S6062	N/A	334320	S5962	N/A	334828		
334213	S6672	N/A	334325	S5962	N/A	334829		
334214	S6672	N/A	334327	S9832	N/A	334830		
334215	S6682	N/A	334328	S9832	N/A	334853▼		
334216	S6682	N/A	334329	S5962	N/A	334854▼		
334217	S6672	N/A	334330	S5962	N/A	334855▼		
334219	S5992	N/A	334331	S6682	N/A	334856▼		
334220▼			334332	S6682	N/A	334857▼		
334221	S5962	N/A	334333			334858▼		
334231	S6682	N/A	334334			334859▼		
334232	S6682	N/A	334342	S6062	N/A	334860		
334233	S6672	N/A	334343	S6062	N/A	334861		
334234	S6672	N/A	334344	S6062	N/A	334862		
334235	S9832	N/A	334345	S6062	N/A	334863		
334236	S9832	N/A	334354			334864		
334237	S6732	N/A	334355			334865		
334238	S6732	N/A	334356			334866		
334241	S6682	N/A	334357			334867		
334242	S6682	N/A	334358			334868		
334243	S9832	N/A	334359			334869		
334244	S9832	N/A	334360	X3662	N/A	334870		
334245	S6682	N/A	334361	X3662	N/A	334871		
334246	S6682	N/A	334362	S6072	N/A	334872		
334247	S6642	N/A	334363	S6072	N/A	334901		
334248	S6642	N/A	334500			334902		
334251	S6682	N/A	334501			334903		
334252	S6682	N/A	334600			334905		
334253	S6062	N/A	334601			334906		
334254	S6062	N/A	334602			334907▼		
334255	S6062	N/A	334603			334909		
334256	S6062	N/A	334604			334910▼		
334259	S9832	N/A	334605			334911▼		
334260	S9832	N/A	334606			334912		
334261	S6682	N/A	334607			334913		
334262	S6682	N/A	334608			334914▼		
334263	S6682	N/A	334609			334915		
334264	S6682	N/A	334610			334916		
334265	S6072	N/A	334611			334917		
334266	S6072	N/A	334612			334918		
334269	S6682	N/A	334613			334919		
334270	S6682	N/A	334614			334920		
334273	S9832	N/A	334615			334921		
334274	S9832	N/A	334616			334922		
334275	S9832	N/A	334617			334923		
334276	S9832	N/A	334618			334924		
334277	S6682	N/A	334619			334925		
334278	S6682	N/A	334620			334926		
334279	S6682	N/A	334800			334927		
334280	S6682	N/A	334801			334928		
334281	S6672	N/A	334802			334929		
334282	S6682	N/A	334804			334930		
334283	S6682	N/A	334805			334931		
334284	S6682	N/A	334806			334932		
334285	S6682	N/A	334807			334933		
334300	S5962	N/A	334808			334934		
334301	S5962	N/A	334809			334935		
334302	S5962	N/A	334810			334936		
334303	S5962	N/A	334811			334937		
334304	S5962	N/A	334812			334938		
334305	S5962	N/A	334813			334939		
334306	S5962	N/A	334814			334940		
334307	S5962	N/A	334815			334941▼		
334308	S6642	N/A	334816			334942▼		
334309	S6642	N/A	334817			334943▼		



# FITTING KIT

NUMERICAL LISTING  
 NUMERISCHE LISTE  
 LISTE NUMERIQUE

KYB	UPPER	LOWER	KYB	UPPER	LOWER	KYB	UPPER	LOWER
	KIT NO.	KIT NO.		KIT NO.	KIT NO.		KIT NO.	KIT NO.
334944▼			341012	C3662	Fixed	341090	S4162	N/A
334945			341013	T5892	Fixed	341091	S4162	N/A
334946				(SG-004)		341092	S4162	N/A
334947			341014	T5902	Fixed	341093	S4162	Fixed
334948				(SG-005)		341094	S4162	N/A
334949			341015	C1292	Fixed	341095	S4162	Fixed
334950▼				(SG-006)		341096	S4162	N/A
334951▼			341016	S4162	Fixed	341099	S4162	Fixed
334960			341019	C0482	S6632	341100	Fixed	Fixed
334961			341020	T5912	Fixed	341101	Fixed	Fixed
335001	S5992	N/A		(SG-007)		341102	Fixed	Fixed
335002	S6672	N/A	341021	T5912	Fixed	341103	S6762	Fixed
335003	S6672	N/A		(SG-008)		341105	S6762	Fixed
335004	S6672	N/A	341023	S6762	Fixed	341106	S6762	Fixed
335017	S6642	N/A		(SG-002)		341107	S4162	Fixed
335018	S6062	N/A	341024	S4162	Fixed	341108	S4162	Fixed
335019	S6062	N/A	341025	S4162	Fixed	341109	G0072	S6632
335020	S6062	N/A	341026	S4162	Fixed	341110	G0072	S6632
335021	S6062	N/A	341027▼	G0072	S6632	341112	C4102	N/A
335022	S9832	N/A	341028	T5992	Fixed	341113	C4102	N/A
335023	S9832	N/A		(SG-009)		341114	S4162	Fixed
335024▼			341030▼	G0072	S6632	341115	Fixed	Fixed
335025▼			341031	C3662	Fixed	341116	C4102	N/A
335026▼	S6672	N/A	341032	C1292	Fixed	341120	S4162	Fixed
335027▼	S6672	N/A	341033	T5822	Fixed	341121	S4162	Fixed
335028	S6672	N/A		(SG-002)		341127	S4162	Fixed
335029	S6672	N/A	341038	C1292	Fixed	341129	S6722	T6072
335030	S9832	N/A	341039	S4162	Fixed	341130	S6722	Fixed
335031	S9832	N/A	341040	C1432	Fixed	341131	X0752	S6102
335040	S6682	N/A	341042	C1292	Fixed	341132	S6722	Fixed
335041	S6682	N/A	341043	C1292	Fixed	341133	S4162	Fixed
335042	S5962	N/A	341044	Fixed	Fixed	341134	S4162	Fixed
335043	S5962	N/A	341045	G0072	S6632	341138	C4102	N/A
335800			341046	C0482	S6632	341139	C4102	N/A
335801			341047	C0482	S6632	341140	S4162	Fixed
335802			341048	S6722	Fixed	341141	S4162	N/A
335803			341050	C1292	Fixed	341142	S4162	Fixed
335804			341051	T6052	Fixed	341143	S4162	Fixed
335900				(BC-005)		341144	C1292	Fixed
335901			341052	T6052	Fixed	341145	S4162	Fixed
335902			341054	S4162	Fixed	341146	C1292	T6072
335903			341056	T6062	Fixed	341147	S4162	Fixed
335904				(BC-001)		341148	Fixed	Fixed
335905			341058	Fixed	Fixed	341153	C1292	Fixed
335906			341059	C1292	Fixed		(SG-010)	
335907			341062	S4162	N/A	341154	S4162	Fixed
335914			341068	Fixed	Fixed	341155	S6102	N/A
335915			341069	S6642	Fixed	341156	S4162	N/A
335916			341070	S6642	Fixed	341159	S6642	Fixed
335917			341071	S4162	Fixed	341163	S4162	N/A
335918			341072	C4102	N/A	341165	S4162	Fixed
335919			341073	C4102	N/A	341166	Fixed	Fixed
335920			341074	C4102	N/A	341167	S3812	Fixed
335921			341075	C4242	Fixed	341168	S4162	Fixed
335922			341076	C0482	S6632	341169	S4162	Fixed
335923			341077	C1292	Fixed	341170	S4162	N/A
341001	C0182	T6172	341078	C1292	Fixed	341171	X0752	N/A
341002	C0692	T6172	341079	S4162	Fixed	341172	X0752	N/A
341003	C1292	Fixed	341080	C1292	Fixed	341173	S4162	N/A
	(SG-002)		341081	C1292	T6072	341174	X0752	N/A
341005	C0492	Fixed	341082	S6722	Fixed	341175	X0752	N/A
341006	T5722	Fixed	341084	S4162	Fixed	341176	S4162	N/A
341007	T5822	Fixed	341085	S4162	N/A	341177	X0752	N/A
	(SG-002)		341086	S4162	N/A	341178	X0752	N/A
341009	T5722	Fixed	341087	S4162	N/A	341179	S1292	N/A
341010▼	C0562	Fixed	341088	S4162	N/A	341180	S1292	X4892
341011	C1002	S6712	341089	S4162	N/A	341186	S4162	Fixed

# FITTING KIT

NUMERICAL LISTING  
 NUMERISCHE LISTE  
 LISTE NUMERIQUE

KYB	UPPER	LOWER	KYB	UPPER	LOWER	KYB	UPPER	LOWER
	KIT NO.	KIT NO.		KIT NO.	KIT NO.		KIT NO.	KIT NO.
341187	S4802	Fixed	341264	S6642	Fixed	342005	T6092	Fixed
341188	S4802	Fixed	341265	S6642	N/A	342006	C2542	Fixed
341189	Fixed	Fixed	341266	S6642	Fixed	342007	C0062	Fixed
341190	S4162	N/A	341267	S6642	Fixed	342008	C1162	Fixed
341191	C4212	Fixed	341268	S6642	Fixed	342009	C2542	Fixed
341192	S4162	Fixed	341269	S6642	Fixed	342011	Fixed	Fixed
341195	Fixed	Fixed	341271	S1292	Fixed	342012	Fixed	Fixed
341198	S4162	N/A	341273	S9832	N/A	342014	Fixed	Fixed
341200	X0752	N/A	341275	S6642	Fixed	342015▼	Fixed	Fixed
341201	X0752	N/A	341276	S6642	Fixed	342016	C2542	Fixed
341202	S4162	Fixed	341277	S6642	Fixed	342018	Fixed	Fixed
341203	S4162	N/A	341278	S6642	Fixed	342020	Fixed	Fixed
341204	S4162	Fixed	341279	X0752	Fixed	342021	Fixed	Fixed
341205	S5982	Fixed	341280	X8682	N/A	342022	Fixed	Fixed
341206	S6732	Fixed	341281	S4162	Fixed	342023	Fixed	N/A
341207	S9832	N/A	341282	X0752	Fixed	342024	Fixed	Fixed
341208	X8942	Fixed	341283	X0752	Fixed	342026	Fixed	Fixed
341209	Fixed	Fixed	341298	X0752	Fixed	342027	Fixed	Fixed
341210	Fixed	Fixed	341299	S9832	N/A	343001	Fixed	Fixed
341211	S6722	T6072 x 2	341301	S9832	N/A	343002	Fixed	Fixed
341212	Fixed	Fixed	341302	C0512	T8132	343003	Fixed	Fixed
341213	S5982	Fixed	341311	X0752	Fixed	343004	C0752	Fixed
341214	C3542	Fixed	341314	S1292	N/A	343005	C0562	Fixed
341215	C3542	Fixed	341315	S1292	N/A	343006	C1062	Fixed
341216	C3542	Fixed	341321	S9832	Fixed	343007	C1062	Fixed
341217	S4162	Fixed	341322	X3662	Fixed	343008	Fixed	Fixed
341218	S4162	N/A	341323	S3812	Fixed	343009	C0342	C0342
341219	S4162	N/A	341324	Fixed	Fixed	343010	Fixed	Fixed
341222	S4162	Fixed	341325	X0752	Fixed	343011	C0512	Fixed
341226	S4162	Fixed	341330			343012	Fixed	Fixed
341227	S1292	Fixed	341331			343013	C1062	Fixed
341228	S1292	Fixed	341332	S1292	N/A	343014	C0492	Fixed
341229	S6722	Fixed	341333	S1292	N/A	343015	C0492	C0492
341230	S6722	Fixed	341339	Fixed	Fixed	343016▼	Fixed	Fixed
341231	S6722	Fixed	341340			343017	C0512	Fixed
341232	T6222	Fixed	341800			343018	C1272	Fixed
341233	X0752	N/A	341801	Fixed	Fixed	343019	C1272	Fixed
341234	X0752	N/A	341802	Fixed	Fixed	343020	C0492	Fixed
341235	X0752	N/A	341813			343022	C0342	Fixed
341236	X0752	N/A	341814			343023	C1062	Fixed
341237	Fixed	Fixed	341815			343024	C1062	Fixed
341238	Fixed	Fixed	341816			343025	C0442	Fixed
341239	Fixed	Fixed	341817			343026	C0652	Fixed
341243▼			341900			343027▼	Fixed	Fixed
341246	S4162	Fixed	341901▼			343031	Fixed	Fixed
341247	S4162	N/A	341902			343034▼	Fixed	Fixed
341249	Fixed	Fixed	341904			343035	C3672	Fixed
341250	Fixed	Fixed	341906▼			343036	C0062	Fixed
341251	S4162	Fixed	341907			343037	C0062	Fixed
341252	S3812	Fixed	341909	Fixed	Fixed	343038	C0062	Fixed
341253	S4162	Fixed	341910			343039	C0852	Fixed
341254	S4162	Fixed	341911			343040	C0062	Fixed
341255	X0752	N/A	341912			343041	C0062	Fixed
341256	S4162	Fixed	341913			343042	C0062	Fixed
	(BC-004)		341914			343043	T6142	Fixed
	(CV-002)		341915			343044	C0442	Fixed
341257	X0752	N/A	341916			343045	C0762	Fixed
341258	S4162	Fixed	341951			343046	C0492	Fixed
	(BC-004)		341952			343047	C1062	Fixed
	(CV-002)		341953			343048	C1062	Fixed
341259	S4162	N/A	341960			343049	C0442	Fixed
341260	S4162	N/A	341961			343050	C0492	Fixed
341261	S4162	Fixed	341962			343051	C0492	Fixed
	(BC-004)		341964			343052	C0492	Fixed
	(CV-002)		342001	Fixed	Fixed	343053	Fixed	Fixed
341262	S6642	Fixed	342002	C2542	Fixed	343056	Fixed	Fixed
341263	S6642	Fixed	342003▼	C3672	Fixed	343057	Fixed	Fixed

# FITTING KIT

NUMERICAL LISTING  
 NUMERISCHE LISTE  
 LISTE NUMERIQUE

KYB	UPPER	LOWER	KYB	UPPER	LOWER	KYB	UPPER	LOWER
	KIT NO.	KIT NO.		KIT NO.	KIT NO.		KIT NO.	KIT NO.
343059	C0062	Fixed	343194	C0062	Fixed	343277	C0342	Fixed
343060	Fixed	Fixed	343195	C0062	Fixed	343278	C0852	Fixed
343061	Fixed	Fixed	343196	Fixed	Fixed	343280▼	X7802	Fixed
343062	C0342	Fixed	343198	C3222	Fixed	343281	X7802	Fixed
343063	Fixed	Fixed	343199	Fixed	Fixed	343282	S4162	Fixed
343064	C0562	Fixed	343200	Fixed	Fixed	343283	T6182	Fixed
343065	C0062	C0062	343201▼	Fixed	Fixed	343284	Fixed	Fixed
343066	C0062	C0062	343202	C0012	Fixed	343285	S6722	Fixed
343069	C0792	Fixed	343203	Fixed	Fixed	343287	C5032	Fixed
343070	C0512	C0512	343205	Fixed	Fixed	343288	Fixed	Fixed
343071	C0512	C0512	343206	T5812	Fixed	343289	T3562	Fixed
343072	C0512	Fixed	343207	C1032	Fixed	343290		
343074	C0512	Fixed	343210	C2722	Fixed	343291	Fixed	Fixed
343075	C0512	Fixed	343212	Fixed	Fixed	343292	Fixed	Fixed
343076	Fixed	Fixed	343213	Fixed	Fixed	343293	Fixed	Fixed
343077	C0072	Fixed	343214	Fixed	Fixed	343294	C1072	Fixed
343078	Fixed	Fixed	343215	C1352	Fixed	343295	S4162	Fixed
343079	C0492	Fixed	343216	C4082	Fixed	343296	Fixed	Fixed
343080	C0442	Fixed	343223	T6192	Fixed	343297	T6182	Fixed
343081	C1062	Fixed	343225	Fixed	Fixed	343298	X7802	Fixed
343082▼	C0012	Fixed	343226	Fixed	E0122	343299	Fixed	Fixed
343083	Fixed	Fixed	343227	Fixed	Fixed	343300	Fixed	Fixed
343084	C0012	Fixed	343228	Fixed	Fixed	343301	Fixed	Fixed
343085▼	C0022	Fixed	343229	Fixed	Fixed	343302	X7802	Fixed
343086	Fixed	Fixed	343231	C0492	Fixed	343303▼	S4162	T6202
343087	Fixed	Fixed	343232	Fixed	Fixed	343304	Fixed	Fixed
343088	C0512	Fixed	343233	T6162	Fixed	343305	Fixed	Fixed
343089	Fixed	Fixed	343234	T6162	Fixed	343306	Fixed	Fixed
343090	C0732	C0732	343235	C0492	Fixed	343307	Fixed	Fixed
343096▼	Fixed	Fixed	343236	C0492	C0492	343308	Fixed	Fixed
343097	C0442	Fixed	343237	Fixed	Fixed	343309	S6292	Fixed
343098	Fixed	Fixed	343238	C0972	Fixed	343310	Fixed	Fixed
343099	Fixed	C1062	343239	Fixed	Fixed	343312	S4162	Fixed
343105	Fixed	Fixed	343240	Fixed	Fixed	343313	C0342	Fixed
343106	C0442	Fixed	343241	Fixed	Fixed	343314	C0342	Fixed
343107	C0442	C0442	343242	C0342	Fixed	343315	S1202	Fixed
343108	Fixed	Fixed	343243	Fixed	Fixed	343316	S1202	Fixed
343121	Fixed	Fixed	343244	C3352	Fixed	343317	S4162	Fixed
343122	Fixed	Fixed	343245	Fixed	Fixed	343318	S1202	Fixed
343123	S7002	S7002	343246	Fixed	Fixed	343319	Fixed	Fixed
343124	C0342	Fixed	343247	C0562	Fixed	343320	Fixed	Fixed
343125	Fixed	Fixed	343248	Fixed	Fixed	343321	Fixed	Fixed
343150	C1062	Fixed	343249	C1292	Fixed	343324	C2652	Fixed
343152	T6162	Fixed	343251	Fixed	Fixed	343328	X7802	Fixed
343153	Fixed	Fixed	343252	Fixed	Fixed	343329	Fixed	Fixed
343154	C0342	Fixed	343253	Fixed	Fixed	343330	S4162	T6202
343160	C0272	Fixed	343254	C0342	S4802	343331	Fixed	Fixed
343164	Fixed	Fixed	343255	S4162	T6202	343332	C1182	Fixed
343165	T5862	Fixed	343256▼	Fixed	Fixed	343334	X7802	Fixed
343169	T5812	Fixed	343257	Fixed	Fixed	343350	C1062	Fixed
343170	C2532	Fixed	343258	T6182	Fixed	343351	C1062	Fixed
343173▼	Fixed	Fixed	343259	E0432	Fixed	343352	S4162	T6202
343176	Fixed	Fixed	343260	S4802	Fixed	343353		
343178	C1272	Fixed	343261	Fixed	Fixed	343355	Fixed	Fixed
343179	C1032	C1032	343262	S4162	Fixed	343381		
343180	C1032	C1032	343265	C1062	Fixed	343385	Fixed	Fixed
343181	Fixed	Fixed	343266	Fixed	Fixed	343387	S4162	Fixed
343183	Fixed	Fixed	343267	Fixed	C0852	343391	Fixed	Fixed
343184	S6652	Fixed	343268	S4162	T6202	343392	Fixed	Fixed
343185	C0442	Fixed	343269	Fixed	Fixed	343393	Fixed	Fixed
343186	C2712	Fixed	343270	C4832	Fixed	343396	Fixed	Fixed
343187	S6642	Fixed	343271	T6192	Fixed	343397	S4162	Fixed
343189	C3462	Fixed	343272	C0342	Fixed	343398	S4162	Fixed
343190	C0152	Fixed	343273	Fixed	Fixed	343399	Fixed	Fixed
343191	T6182	Fixed	343274	T6182	Fixed	343802		
343192	C0852	Fixed	343275	C2592	T7162	343804		
343193	C0852	Fixed	343276	Fixed	Fixed	343805		









# FITTING KIT

NUMERICAL LISTING  
 NUMERISCHE LISTE  
 LISTE NUMERIQUE

KYB	UPPER	LOWER	KYB	UPPER	LOWER	KYB	UPPER	LOWER
	KIT NO.	KIT NO.		KIT NO.	KIT NO.		KIT NO.	KIT NO.
343806			344221	C0532	Fixed	344408	S1292	Fixed
343807			344222	E0292	Fixed	344409	Fixed	Fixed
344001	C0692	Fixed	344223	E0292	Fixed	344410		
344002	C0182	Fixed	344225	C1052	C0952	344609		
344003▼	C0342	C0342	344226	Fixed	C4472	344610		
344004	C0642	Fixed	344227	C4672	Fixed	344800	Fixed	Fixed
344006	C0472	Fixed	344228	Fixed	Fixed	344801	Fixed	Fixed
344008▼	C0342	Fixed	344229	Fixed	Fixed	344802	Fixed	Fixed
344009▼	C0342	Fixed	344230	X0412	Fixed	344803	Fixed	Fixed
344012▼	Fixed	Fixed	344254	C1052	Fixed	345001	G0062	Fixed
344013▼	Fixed	Fixed	344255	C0342	Fixed	345002	G0062	Fixed
344014	C0342	Fixed	344256	C1062	T6212	345005	Fixed	E0442
344015	Fixed	Fixed	344257	E0402	Fixed	345006	C4552	Fixed
344031	Fixed	Fixed	344258	C2592	Fixed	345007	S8362	Fixed
344032	Fixed	Fixed	344259	Fixed	X0852	345008	C0342	Fixed
344033	Fixed	Fixed	344260	Fixed	X0852	345010	G0232	Fixed
344040	C0272	Fixed	344261	E0482	Fixed	345011	S7762	C0342
344041	Fixed	Fixed	344266	Fixed	Fixed	345013	Fixed	E0442
344042	Fixed	Fixed	344268	C0522	Fixed	345014	E0442	E0442
344056	Fixed	Fixed	344269	T8132	Fixed	345015	Fixed	Fixed
344058	C0342	Fixed	344271	C0272	T8132	345018	Fixed	Fixed
344059	Fixed	Fixed	344274	S4162	Fixed	345019	C0342	Fixed
344060	C0342	Fixed	344275	C2542	Fixed	345020	G0232	G0232
344061	Fixed	Fixed	344276	Fixed	Fixed	345021	Fixed	Fixed
344062	C0062	Fixed	344277	S5982	Fixed	345022	X8052	Fixed
344064	E0092	Fixed	344278	C4592	Fixed	345023	X8062	Fixed
344065	Fixed	Fixed	344279	X7832	Fixed	345024	Fixed	Fixed
344078▼	Fixed	Fixed	344283	Fixed	Fixed	345027	X7802	Fixed
344080	Fixed	Fixed	344284	Fixed	Fixed	345031	Fixed	Fixed
344081	C1142	Fixed	344285	C0562	Fixed	345032	Fixed	Fixed
344082	Fixed	Fixed	344286	Fixed	Fixed	345900		
344083	C0512	Fixed	344287	Fixed	C0562	351001▼		
344088▼	C0272	Fixed	344288	C0552	Fixed	351004	S6722	Fixed
344089	Fixed	Fixed	344289	C0522	Fixed		S6762	Fixed
344091	C0272	Fixed	344290	Fixed	Fixed		(SG-002)	
344092	Fixed	Fixed	344291	Fixed	Fixed	351005	C1292	Fixed
344099	Fixed	Fixed	344292	Fixed	Fixed		(SG-002)	
344100	Fixed	Fixed	344294	E0292	Fixed	351006	S6722	Fixed
344102	Fixed	Fixed	344295	Fixed	Fixed	351007	T5822	Fixed
344104	C2442	Fixed	344296	C1172	Fixed		(SG-002)	
344105	C2592	Fixed	344297	Fixed	Fixed	351008	S4162	N/A
344107▼	E0222	E0222	344298	E0432	Fixed	351009	S4162	N/A
344111	E0112	Fixed	344299	E0432	Fixed	351010	S4162	N/A
344112	Fixed	Fixed	344300	T5542	Fixed	351011	C4102	N/A
344113	C0342	Fixed	344301	Fixed	Fixed	351012	C4102	N/A
344114	Fixed	Fixed	344302	C0562	Fixed	351013	S4162	Fixed
344115	Fixed	Fixed	344304	Fixed	N/A	351014	Fixed	Fixed
344116	Fixed	Fixed	344305		Fixed	351015	C1292	Fixed
344119	C0532	Fixed	344306	Fixed	Fixed		(SG-010)	
344200	C3352	Fixed	344307	Fixed	Fixed	351016	S9832	N/A
344201	C4432	Fixed	344308	S6642	Fixed	351017	S4162	Fixed
344202	C1052	Fixed	344309	C0072	Fixed	351018	S4162	Fixed
344203	C1042	Fixed	344310	X3022	Fixed	351019	Fixed	Fixed
344204	Fixed	Fixed	344314	S4162	Fixed	351020	S6732	Fixed
344206	Fixed	Fixed	344341			351021	C1292	Fixed
344207	C0342	Fixed	344342	Fixed	Fixed	351025	Fixed	Fixed
344210	C0342	Fixed	344355	X7832	Fixed	351027	Fixed	Fixed
344211	Fixed	C0342	344356			351801		
344212	Fixed	Fixed	344359	C0492	Fixed	353010	C3462	Fixed
344213	C0342	C0342	344360	E0222	E0222	353011	E0432	Fixed
344214	Fixed	Fixed	344362	S6642	Fixed	353012	C1062	Fixed
344215	C0342	Fixed	344363	Fixed	Fixed	353013	T6182	Fixed
344216	Fixed	Fixed	344389			353014	T6192	Fixed
344217	C0342	Fixed	344392			353015	S4162	Fixed
344218	C0342	Fixed	344393			353016	X7802	Fixed
344219	Fixed	Fixed	344394	Fixed	Fixed	353017	C0342	Fixed
344220	Fixed	Fixed	344407	S1292	Fixed	353018	C0342	Fixed
						353021	T6182	Fixed







# FITTING KIT

NUMERICAL LISTING  
NUMERISCHE LISTE  
LISTE NUMERIQUE

KYB	UPPER KIT NO. 	LOWER KIT NO. 	KYB	UPPER KIT NO. 	LOWER KIT NO. 	KYB	UPPER KIT NO. 	LOWER KIT NO. 
353022			365007	S7542	N/A	365100	S9982	N/A
353023	Fixed	Fixed	365008▼	T2252	N/A	365101▼	T2382	N/A
353024	S4162	Fixed	365009	T2992	N/A	365500		
354001	Fixed	Fixed	365010	T2992	N/A	365501		
354002▼	C0272	Fixed	365011	S9932	N/A	365502		
354003▼	Fixed	Fixed	365012	S9932	N/A	365503		
361004	T2342	N/A	365013	T3032	N/A	365504		
361006	T3022	N/A	365014▼	S9942	N/A	365505		
362001	X0322	N/A	365015	S7502	N/A	365506		
362002	X0342	N/A	365016	S9982	N/A	365507		
362009▼	T3102	N/A	365017	S9982	N/A	365800		
363001	T2142	N/A	365018	T2962	N/A	366002	T2022	N/A
363002	T2152	N/A	365019	S9932	N/A	366005	S0102	N/A
363003	X0442	N/A	365020	X0012	N/A	366006	T2022	N/A
363004	T2202	N/A	365021	S9952	N/A	366007	S3592	N/A
363005	T2862	N/A	365022	S7502	N/A	366008	T2022	N/A
363006▼	X0432	N/A	365024	S9952	N/A	366009	X2152	N/A
363007	X0142	N/A	365025▼	S9902	N/A	366010	X2152	N/A
363008	X0432	N/A	365026▼	S7502	N/A	366011	X8402	N/A
363009	X0432	N/A	365027	T2372	N/A	366012	S1662	N/A
363010	X0302	N/A	365028	S7572	N/A	371004	X7642	N/A
363012	T2112	N/A	365029	X0012	N/A	373009	T2122	N/A
363013	T2122	N/A	365030	S9902	N/A	373011	T2192	N/A
363014	T2142	N/A	365031	T3032	N/A	373012	T2142	N/A
363015	T2202	N/A	365037	S7502	N/A	373018▼	X0132	N/A
363016	T2192	N/A	365039	S9932	N/A	373019	T2192	N/A
363017	T2162	N/A	365040	T2992	N/A	373025	T2852	N/A
363018	T2052	N/A	365041	S7502	N/A	374006	T4182	N/A
363019▼	X0432	N/A	365042	S9962	N/A	374008	X8112	N/A
363020	X0142	N/A	365043	S9932	N/A	375008	T2252	N/A
363021▼	X0142	N/A	365045	S9922	N/A	375009	S9902	N/A
363022	X0442	N/A	365046▼	S9932	N/A	375020	S9962	N/A
363023	X0132	N/A	365047	T2972	N/A	375032	S9912	N/A
363030	X0132	N/A	365048	T2952	N/A	375034	S2642	N/A
363037	X0132	N/A	365049	S9922	N/A	375035	S9982	N/A
363038	X0132	N/A	365053	X0082	N/A	375036	T6842	N/A
363039	X0132	N/A	365054	S9902	N/A	375037	T4792	N/A
363040▼	T4202	N/A	365057	T4792	N/A	376001	T2022	N/A
363041	X0302	N/A	365058	S7502	N/A	376002	T2022	N/A
363042	T2202	N/A	365061	S9982	N/A	376003	T2022	N/A
363043	T2852	N/A	365062	S9982	N/A	441001	T5822	Fixed
363044▼	T2192	N/A	365063	S9982	N/A		(SG-002)	
363045	X0132	N/A	365064	S9982	N/A	441002	T5902	Fixed
363046	X0272	N/A	365065	T2982	N/A		(SG-005)	
363047	X0132	N/A	365066	S9982	N/A	441003	C1292	Fixed
363059	X0132	N/A	365068	S9982	N/A		(SG-006)	
363060	X0132	N/A	365069	S0092	N/A	441004	Fixed	C0012
363062	X0132	N/A	365070▼	T4182	N/A	441005▼	C0052	Fixed
363065	X7472	N/A	365071▼	S9912	N/A	441006▼	C0052	Fixed
363500			365073	X0492	N/A	441008	C1002	S6712
364001	T2252	N/A	365076	S7512	N/A	441009▼	C0562	Fixed
364002	T2912	N/A	365077	S9982	N/A	441010	C1292	Fixed
364003	T2242	N/A	365078▼	S2642	N/A	441011▼	T5722	Fixed
364004	T2242	N/A	365079	S3042	N/A	441012▼	T5722	Fixed
364005	T2242	N/A	365081	S9982	N/A	441013	C0482	S6632
364008	T2882	N/A	365082	S0092	N/A	441014	T5912	Fixed
364010	T2902	N/A	365083▼	S3602	N/A		(SG-007)	
364011	T2892	N/A	365085	X0272	N/A	441015	T5912	Fixed
364014▼	T4182	N/A	365086	S9982	N/A		(SG-008)	
364020	T4692	N/A	365087▼	T6842	N/A	441017	C1292	Fixed
364021	X8112	N/A	365091	S9982	N/A	441018	T5822	Fixed
364022	S0042	N/A	365092	S9972	N/A		(SG-002)	
365001	S7502	N/A	365093	S9982	N/A	441019	S6762	Fixed
365002	S9952	N/A	365096	X0272	N/A		(SG-002)	
365004	S7572	N/A	365097	S9982	N/A	441021	C0692	T6172
365005	S7502	N/A	365098	T4702	N/A	441022	C1292	Fixed
365006	X0082	N/A	365099	S9982	N/A		(SG-002)	

# FITTING KIT

NUMERICAL LISTING  
 NUMERISCHE LISTE  
 LISTE NUMERIQUE

KYB	UPPER KIT NO. 	LOWER KIT NO. 	KYB	UPPER KIT NO. 	LOWER KIT NO. 	KYB	UPPER KIT NO. 	LOWER KIT NO. 
441023	Fixed	Fixed	441096	S6102	N/A	443013	C1272	Fixed
441024	Fixed	Fixed	441097	S4162	N/A	443014	C1272	Fixed
441025	Fixed	Fixed	441098	Fixed	Fixed	443015	C0072	Fixed
441026	Fixed	Fixed	441099	S4162	Fixed	443016	Fixed	Fixed
441027	S4162	Fixed	441101	C0342	Fixed	443017	Fixed	Fixed
441028	S4162	Fixed	441102	S6722	Fixed	443018	Fixed	Fixed
441029	S4162	Fixed	441103	S6722	Fixed	443019	C0752	Fixed
441030	C0492	Fixed	441104	S6722	Fixed	443020	Fixed	Fixed
441031▼	G0072	S6632	441105	Fixed	Fixed	443021	C0492	Fixed
441032	T5992	Fixed	441106	Fixed	Fixed	443022	C0492	Fixed
	(SG-009)		441107	Fixed	Fixed	443023	C0492	Fixed
441036▼	G0072	S6632	441108▼			443024	C0442	Fixed
441037	T5892	Fixed	441109	S4162	N/A	443025	C1062	Fixed
	(SG-004)		441110	Fixed	Fixed	443026	C1062	Fixed
441038	Fixed	Fixed	441111	Fixed	Fixed	443027	C1062	Fixed
441040	S4162	Fixed	441800			443028▼	C0012	Fixed
441041	S4162	Fixed	441801	Fixed	Fixed	443029	C0562	Fixed
441042	S4162	N/A	441900	Fixed	Fixed	443030	C0442	Fixed
441043	T6062	Fixed	441901▼			443031	C1062	Fixed
	(BC-001)		441902			443032	C0342	Fixed
441044	C1302	Fixed	441905			443033	Fixed	Fixed
441046	C1292	Fixed	441951			443034	C0012	Fixed
441047	C1292	Fixed	441960			443035	Fixed	Fixed
441048	Fixed	Fixed	441961			443036	C0342	C0342
441049	C0482	S6632	441962			443037	C1062	Fixed
441050	G0072	S6632	441963			443038	C1062	Fixed
441051	C0482	S6632	441965			443039▼	C0492	C0492
441052	C0482	S6632	441966			443040	C0022	Fixed
441053	S4162	Fixed	442001	Fixed	Fixed	443044	Fixed	Fixed
441054	C1292	Fixed	442002	C2542	Fixed	443045	Fixed	Fixed
441055	C1292	Fixed	442003	C2542	Fixed	443046	C0512	Fixed
441056	Fixed	Fixed	442004▼	Fixed	Fixed	443047	Fixed	Fixed
441057	Fixed	Fixed	442005▼	A0012	Fixed	443048	Fixed	Fixed
441058	G0072	S6632	442006▼	C3672	Fixed	443049	Fixed	Fixed
441059	C4242	Fixed		(BC-002)		443050	C0732	C0732
441060	S5992	Fixed	442007▼	A0012	Fixed	443051	Fixed	Fixed
441061	C4102	N/A	442008	T6092	Fixed	443052	Fixed	Fixed
441062	C4102	N/A	442009	C0062	Fixed	443053	Fixed	Fixed
441063	C4102	N/A	442010	C0062	Fixed	443054	Fixed	Fixed
441064	Fixed	Fixed	442011	Fixed	Fixed	443055	C0012	Fixed
441065	Fixed	Fixed	442014▼	Fixed	Fixed	443056	C0012	C0012
441066	Fixed	Fixed	442015▼	Fixed	Fixed	443057	C0012	C0012
441069	G0072	S6632	442016	C2542	Fixed	443058	Fixed	Fixed
441070	S6762	Fixed	442019	A0012	Fixed	443059	C0512	Fixed
441072	S6762	Fixed	442020	Fixed	Fixed	443060	Fixed	Fixed
441073	S6762	Fixed	442021	Fixed	Fixed	443061	Fixed	Fixed
441074	Fixed	Fixed	442022▼	Fixed	Fixed	443062	Fixed	Fixed
441075	S4162	Fixed	442023	Fixed	A0012	443063	C0732	C0732
441076	S4162	Fixed	442027	A0042	Fixed	443064▼	Fixed	Fixed
441077	Fixed	Fixed	442028	Fixed	Fixed	443065	A0012	Fixed
441078	S4162	Fixed	442029	Fixed	Fixed	443066	Fixed	Fixed
441079	S4162	Fixed	442030	Fixed	Fixed	443067	C0062	Fixed
441080	C0482	S6632	442031	C2542	Fixed	443068	C0062	Fixed
441081	Fixed	Fixed	442032	A0122	Fixed	443069	Fixed	Fixed
441082	X0752	S6102	442033	Fixed	Fixed	443070	Fixed	Fixed
441083	S6722	Fixed	442034	Fixed	Fixed	443071	C0062	Fixed
441084	S4162	Fixed	442035	C1162	Fixed	443072	C0062	Fixed
441085	S4162	Fixed	442037	Fixed	N/A	443073	C0062	Fixed
441086	S4162	N/A	442038	Fixed	Fixed	443074▼	C0062	Fixed
441087	S4162	Fixed	443004	C0762	Fixed	443075▼	Fixed	Fixed
441088	Fixed	Fixed	443005	C0512	C0512	443078	C0062	Fixed
441089	C1292	Fixed	443006	C0512	C0512	443079	Fixed	C0342
441091	S4162	Fixed	443007	C0512	Fixed	443080	C1282	Fixed
441092	Fixed	Fixed	443008	C0512	Fixed	443081	C0062	C0062
441093	Fixed	Fixed	443010	C0512	Fixed	443082	Fixed	Fixed
441094	Fixed	Fixed	443011	C0512	Fixed	443083	C0062	C0062
441095	S4162	Fixed	443012	Fixed	Fixed	443084	C3672	Fixed

# FITTING KIT

NUMERICAL LISTING  
 NUMERISCHE LISTE  
 LISTE NUMERIQUE

KYB	UPPER	LOWER	KYB	UPPER	LOWER	KYB	UPPER	LOWER
	KIT NO.	KIT NO.		KIT NO.	KIT NO.		KIT NO.	KIT NO.
	(BC-002)		443173▼	C2532	Fixed	443253	C3352	Fixed
443085	C0062	Fixed	443175	C2252	Fixed	443254	Fixed	Fixed
443086	C0022	Fixed	443176	A0012	Fixed	443255	C1292	Fixed
443087	Fixed	Fixed	443177	Fixed	Fixed	443257	Fixed	Fixed
443089	Fixed	Fixed	443179	Fixed	Fixed	443258	Fixed	Fixed
443090	Fixed	Fixed	443180▼	Fixed	C1052	443259	Fixed	Fixed
443093▼	Fixed	Fixed	443181	C0342	Fixed	443260	C0342	S4802
443094	Fixed	Fixed	443182	C0342	Fixed	443261	E0432	Fixed
443095▼	Fixed	Fixed	443183	Fixed	Fixed	443262	S4802	Fixed
443097	C3672	Fixed	443184	Fixed	Fixed	443263	Fixed	Fixed
	(BC-002)		443185▼	Fixed	Fixed	443264▼	Fixed	Fixed
443098	C0062	Fixed	443186	Fixed	Fixed	443265	S4162	Fixed
443099	C0062	Fixed	443187	Fixed	Fixed	443269	Fixed	Fixed
443100	Fixed	Fixed	443188	C0012	Fixed	443270	Fixed	Fixed
443102	C0852	Fixed	443189	C0012	Fixed	443271	C3462	Fixed
443103	C0062	Fixed	443190	C0062	Fixed	443272	Fixed	Fixed
443104	C0062	Fixed	443191▼	C1122	Fixed	443273	Fixed	Fixed
443105	C0062	Fixed	443193▼	C0122	Fixed	443275	C0012	Fixed
443106	C0342	Fixed	443194	Fixed	Fixed	443276	Fixed	Fixed
443107	Fixed	Fixed	443195	C0342	Fixed	443277	Fixed	Fixed
443108	C0062	Fixed	443196▼	Fixed	Fixed	443278	Fixed	Fixed
443109	Fixed	Fixed	443197	Fixed	Fixed	443279	C0442	Fixed
443110▼	C0062	Fixed	443198	Fixed	Fixed	443280	C0152	Fixed
443111	C1062	Fixed	443204	C1272	Fixed	443282	Fixed	Fixed
443112▼	Fixed	C0492	443205	C1032	C1032	443283	Fixed	Fixed
443113	C0542	Fixed	443206	C1032	C1032	443284	Fixed	Fixed
443114	C0492	Fixed	443207	S6652	Fixed	443285	Fixed	Fixed
443115	C0492	Fixed	443208	S6642	Fixed	443286	Fixed	C2922
443120▼	C0022	Fixed	443209	T5812	Fixed	443287	Fixed	Fixed
443121	Fixed	Fixed	443210	C1062	Fixed	443288	C0492	Fixed
443122	C0442	Fixed	443211▼	Fixed	Fixed	443290	Fixed	Fixed
443123	Fixed	Fixed	443212	Fixed	Fixed	443291	S6722	Fixed
443126	C0492	C0492	443213▼	Fixed	Fixed	443292	Fixed	Fixed
443127	C0492	Fixed	443214	C3222	Fixed	443293	C0952	Fixed
443128	C0492	C0492	443215	C1352	Fixed	443294	Fixed	Fixed
443129▼	Fixed	Fixed	443216	C2652	Fixed	443295	Fixed	Fixed
443130	C0652	Fixed	443217	Fixed	Fixed	443296	T6182	Fixed
443131	C0442	Fixed	443218	S7002	S7002	443297	Fixed	Fixed
443134	C1062	Fixed	443220	Fixed	Fixed	443298	Fixed	Fixed
443135	Fixed	C1062	443221	C0492	Fixed	443300	Fixed	Fixed
443137▼	C0492	Fixed	443222	Fixed	Fixed	443301	Fixed	Fixed
443140▼	C0492	Fixed	443223	Fixed	Fixed	443302	Fixed	Fixed
443141▼	Fixed	Fixed	443224	Fixed	E0122	443303	Fixed	Fixed
443142▼	C0492	Fixed	443225	C1062	Fixed	443363	Fixed	Fixed
443143	C0442	Fixed	443226	Fixed	Fixed	443800	C4772	Fixed
443144	C0442	C0442	443227	C1052	Fixed	443801	C4772	Fixed
443145	Fixed	Fixed	443229	Fixed	C0922	444002	Fixed	Fixed
443149	Fixed	Fixed	443230	C1062	Fixed	444003	C0062	Fixed
443150	Fixed	Fixed	443231	C0562	C0342	444004▼	Fixed	C0062
443151	Fixed	C0342	443233	Fixed	Fixed	444005▼	C0062	Fixed
443152	Fixed	Fixed	443234	C4082	Fixed	444007▼	C0342	Fixed
443153	C0342	C0342	443235	T6182	Fixed	444011▼	Fixed	Fixed
443154	Fixed	C0342	443236	T6182	Fixed	444012	Fixed	Fixed
443155	Fixed	C0342	443237	C0442	N/A	444018▼	C0342	Fixed
443156	C0442	Fixed	443238	C1052	Fixed	444020▼	Fixed	Fixed
443157	C0062	Fixed	443239	C0952	Fixed	444021▼	C0342	Fixed
443158	S7002	S7002	443240	Fixed	Fixed	444022	C0342	Fixed
443160▼	C0562	Fixed	443241	Fixed	Fixed	444023	Fixed	Fixed
443161▼	Fixed	Fixed	443242	C0062	Fixed	444024	Fixed	Fixed
443162▼	Fixed	Fixed	443243	S6642	Fixed	444025	Fixed	Fixed
443163▼	C0512	Fixed	443246	T6192	Fixed	444026	Fixed	Fixed
443164	T6142	Fixed	443247	Fixed	Fixed	444027	C0062	Fixed
443165	T5862	Fixed	443248	C0492	Fixed	444028	C0062	Fixed
443168	Fixed	Fixed	443249	C0492	C0492	444029	Fixed	Fixed
443169	Fixed	Fixed	443250	Fixed	Fixed	444030	Fixed	Fixed
443170	Fixed	Fixed	443251	Fixed	Fixed	444031	T6162	C1032
443172	T5812	Fixed	443252	Fixed	Fixed		(BC-004)	

# FITTING KIT

NUMERICAL LISTING  
 NUMERISCHE LISTE  
 LISTE NUMERIQUE

KYB	UPPER	LOWER	KYB	UPPER	LOWER	KYB	UPPER	LOWER
	KIT NO.	KIT NO.		KIT NO.	KIT NO.		KIT NO.	KIT NO.
444034	C0182	Fixed	444114	C0342	Fixed	445021	Fixed	Fixed
444035▼	C0342	C0342	444115	Fixed	Fixed	445022	Fixed	Fixed
444036	C0642	Fixed	444116	C0342	Fixed	445025	Fixed	E0442
444037	C0642	C0642	444117	C0532	Fixed	445026	E0442	E0442
444038	C0472	Fixed	444118	Fixed	Fixed	445027	Fixed	Fixed
444039	C0342	Fixed	444119	E0482	Fixed	445028	Fixed	Fixed
444040	Fixed	Fixed	444120	C4672	Fixed	445029	Fixed	G0162
444041	C0342	Fixed	444122	Fixed	Fixed	445030	Fixed	G0162
444042	Fixed	Fixed	444123	Fixed	Fixed	445031	Fixed	G0162
444043	Fixed	Fixed	444124	Fixed	Fixed	445032	Fixed	G0162
444044	Fixed	E0062	444125	Fixed	Fixed	445033	G0162	Fixed
444045	C0062	C0062	444126	Fixed	Fixed	445034	G0162	Fixed
444046	Fixed	Fixed	444127	Fixed	Fixed	445035	Fixed	N/A
444048	Fixed	Fixed	444128	X5062	Fixed	445036	Fixed	Fixed
444049▼	Fixed	Fixed	444129	C0342	C0342	445037	E0442	E0442
444050	C1032	Fixed	444130	Fixed	Fixed	445038	E0442	E0442
444051	Fixed	Fixed	444131	Fixed	Fixed	445042	Fixed	S0902
444052	C0342	C0342	444132	C1052	Fixed	445043	Fixed	S0902
444053	Fixed	C0342	444133	Fixed	Fixed	551001	C1292	Fixed
444054	C0342	Fixed	444134	Fixed	C2002		(SG-006)	
444055	Fixed	Fixed	444135	X7792	Fixed	551002	T5822	Fixed
444056	Fixed	Fixed	444136	Fixed	Fixed		(SG-002)	
444057	Fixed	Fixed	444137	C4572	Fixed	551004	S6702	Fixed
444058	Fixed	Fixed	444138	C4572	Fixed	551005	C1062	Fixed
444060	C0342	Fixed	444139	E0292	Fixed	551007	C3662	Fixed
444061	Fixed	Fixed	444140	Fixed	Fixed	551008	C3662	Fixed
444062	E0022	E0022	444141	Fixed	Fixed	551009▼	C0562	Fixed
444063	C0062	Fixed	444142	Fixed	Fixed	551010	C1002	S6712
444064	C0562	Fixed	444143	Fixed	Fixed	551011	C1292	Fixed
444065	C0342	Fixed	444144	C4592	Fixed	551012▼	C0482	S6632
444066	E0022	E0022	444145	Fixed	Fixed	551013	C1292	Fixed
444067	C0532	Fixed	444146	Fixed	Fixed	551014	T5822	Fixed
444068	C0532	Fixed	444147	Fixed	Fixed		(SG-002)	
444076▼	C2952	C2952	444148	C0342	Fixed	551015	S6762	Fixed
444077	C2962	C2962	444149	C0342	Fixed		(SG-002)	
444078	C0342	Fixed	444150	C4572	Fixed	551016	C0182	T6172
444080▼	Fixed	Fixed	444154	Fixed	Fixed	551017	C0692	T6172
444081	C2442	Fixed	444155	C1032	Fixed	551018	C0692	Fixed
444082	Fixed	Fixed	444156	C1032	Fixed	551019	C1302	Fixed
444083	C0342	Fixed	444157	Fixed	Fixed	551020	C1292	Fixed
444084	Fixed	Fixed	444158	Fixed	Fixed		(SG-003)	
444085	C0342	Fixed	444159	E0222	E0222	551021▼	C2952	C2952
444086	Fixed	Fixed	444160	S8362	Fixed	551022	SG-011	Fixed
444087	C0152	Fixed	444161	Fixed	Fixed		(SG-012)	
444088	Fixed	Fixed	444162	C0562	N/A	551023	C0492	Fixed
444089	E0092	Fixed	444262	Fixed	Fixed	551024▼	T5992	Fixed
444090	E0112	Fixed	444266				(SG-009)	
444091	Fixed	Fixed	444267	Fixed	Fixed	551025▼	C0052	Fixed
444092	Fixed	Fixed	444900	Fixed	Fixed	551026▼	C0052	Fixed
444093	C4432	Fixed	445002▼	E0062	E0062	551027	C0492	C0492
444094	Fixed	Fixed	445003▼	Fixed	E0062	551028	C3662	Fixed
444095	C1062	Fixed	445004	G0062	Fixed	551029	Fixed	Fixed
444096	Fixed	Fixed	445005	Fixed	Fixed	551030	C1292	Fixed
444097	Fixed	Fixed	445006	Fixed	Fixed	551031	C3662	Fixed
444098	Fixed	Fixed	445007	Fixed	E0062	551032	S6722	Fixed
444100	Fixed	Fixed	445008	Fixed	Fixed	551033	C1062	Fixed
444101	Fixed	Fixed	445009	Fixed	E0062	551035	Fixed	Fixed
444102	C3352	Fixed	445010	C0062	C0062	551036	S4162	Fixed
444103	C1052	Fixed	445011	Fixed	Fixed	551037	Fixed	Fixed
444104	C1042	Fixed	445012▼	Fixed	Fixed	551038	T5842	Fixed
444105	Fixed	Fixed	445014	Fixed	Fixed	551039	T6152	Fixed
444106	C0342	Fixed	445015▼	Fixed	Fixed	551041	Fixed	Fixed
444107	Fixed	Fixed	445016	C0352	Fixed	551042	Fixed	Fixed
444109	Fixed	Fixed	445017▼	Fixed	Fixed	551045	Fixed	C0012
444110	C0342	Fixed	445018▼	Fixed	Fixed	551046	Fixed	Fixed
444112	Fixed	Fixed	445019	C4552	Fixed	551047	Fixed	Fixed
444113	C0342	C0342	445020	Fixed	Fixed	551049	C4552	Fixed



# FITTING KIT

NUMERICAL LISTING  
 NUMERISCHE LISTE  
 LISTE NUMERIQUE

KYB	UPPER	LOWER	KYB	UPPER	LOWER	KYB	UPPER	LOWER
	KIT NO.	KIT NO.		KIT NO.	KIT NO.		KIT NO.	KIT NO.
551050	S6722	Fixed	553012	C0562	Fixed	553101	Fixed	Fixed
551052	Fixed	Fixed	553013	Fixed	Fixed	553102	C0342	Fixed
551053	Fixed	Fixed	553014	Fixed	Fixed	553103	Fixed	Fixed
551054	Fixed	Fixed	553015	C1062	Fixed	553106	Fixed	Fixed
551055	S6722	Fixed	553016	Fixed	Fixed	553107	C0442	Fixed
551056	S6722	Fixed	553017	Fixed	Fixed	553108	Fixed	Fixed
551057	S6652	Fixed	553018	Fixed	Fixed	553110	C0342	Fixed
	(SG-013)		553019	C0512	Fixed	553111	Fixed	Fixed
551058	C1292	Fixed	553020	C0012	C0012	553112	Fixed	Fixed
551059	G0452	Fixed	553021	C0012	C0012	553113	C2712	Fixed
551060	Fixed	Fixed	553022	C0512	Fixed	553114	Fixed	Fixed
551061▼	Fixed	Fixed	553023	C3672	Fixed	553115	C0062	Fixed
551062▼	Fixed	Fixed	553024	C0062	Fixed	553116	Fixed	Fixed
551063	T6142	Fixed	553025	C0342	Fixed	553117	C3222	Fixed
551064	C4212	Fixed	553026	C0342	Fixed	553118	Fixed	Fixed
551065	Fixed	Fixed	553027	C0062	Fixed	553119	C0062	Fixed
551066▼	Fixed	Fixed	553028	C0062	Fixed	553120	Fixed	Fixed
551067▼	Fixed	Fixed	553030	C0062	Fixed	553121	C0442	Fixed
551068	Fixed	Fixed	553032▼	Fixed	Fixed	553122	C0062	Fixed
551069	S6642	Fixed	553037	C0472	Fixed	553123	C0342	Fixed
551070	S6642	N/A	553039	C0062	C0062	553124	S6652	Fixed
551071	Fixed	Fixed	553040	Fixed	Fixed	553125	S6642	Fixed
551072▼	Fixed	Fixed	553041	C0852	Fixed	553127	C0442	Fixed
551073▼	Fixed	Fixed	553043	C0562	Fixed	553130	C0442	Fixed
551077	Fixed	Fixed	553045	C0342	C0342	553131	C0492	Fixed
551090	C0512	T8132	553046	C0342	Fixed	553132	Fixed	Fixed
551804	Fixed	Fixed	553048	Fixed	Fixed	553133	Fixed	Fixed
551805	Fixed	Fixed	553049	Fixed	Fixed	553134	C3462	Fixed
551806			553050	Fixed	Fixed	553136	C0072	Fixed
551807	Fixed	Fixed	553053	Fixed	Fixed	553137	Fixed	C1062
551808	Fixed	Fixed	553054	C3672	Fixed	553138	Fixed	Fixed
551810	Fixed	Fixed	553055	C0062	Fixed	553139	C0442	Fixed
551811	Fixed	Fixed	553056	C0342	Fixed	553140	C0442	C0442
551900▼			553057	C0062	Fixed	553141	T6162	Fixed
551917			553058	Fixed	Fixed	553142	Fixed	Fixed
551918			553060	Fixed	Fixed	553143	Fixed	Fixed
551921	Fixed	Fixed	553061	C0342	Fixed	553144	Fixed	Fixed
551922	Fixed	Fixed	553062	C0062	Fixed	553145	Fixed	Fixed
551923	Fixed	Fixed	553063	C0062	Fixed	553146	Fixed	Fixed
552001	C0212	Fixed	553064▼	C0342	Fixed	553148	C0512	Fixed
552002▼	C0722	C0022	553065▼	Fixed	Fixed	553149	C1032	C1032
552003	C3672	Fixed	553072	C0492	Fixed	553150	C1032	C1032
552005	A0012	Fixed	553073	C0492	Fixed	553151	Fixed	Fixed
552006	C0062	Fixed	553074	C0202	Fixed	553152	C0952	Fixed
552007	C3672	Fixed	553075	C1062	Fixed	553153	Fixed	Fixed
552010	C1162	Fixed	553076	C0492	Fixed	553154	Fixed	Fixed
552012▼	Fixed	Fixed	553077▼	Fixed	Fixed	553155	C1062	Fixed
552013	Fixed	Fixed	553078	Fixed	Fixed	553156	C0972	Fixed
552014	C0122	Fixed	553081	Fixed	Fixed	553157	C0732	C0732
552015	C0122	Fixed	553082	Fixed	Fixed	553158	C0562	Fixed
552016	Fixed	Fixed	553083	Fixed	Fixed	553159	C1052	Fixed
552017	Fixed	Fixed	553084	Fixed	Fixed	553160	Fixed	Fixed
552018	Fixed	Fixed	553085	C0062	Fixed	553162	C4082	Fixed
552019	C2542	Fixed	553086	C0022	Fixed	553164	S6642	Fixed
552020	Fixed	Fixed	553087	C0012	Fixed	553165	Fixed	Fixed
552021	Fixed	Fixed	553088	C1282	Fixed	553166	T6162	Fixed
552022	C0342	Fixed	553089	C0342	Fixed	553167	T6162	Fixed
552023	C0062	Fixed	553090	C0342	Fixed	553169	Fixed	Fixed
553003	C0512	Fixed	553093▼	C0422	Fixed	553170	C3352	Fixed
553004	C0512	Fixed	553094	T6282	Fixed	553171	C2652	Fixed
553005	Fixed	Fixed		(BC-003)		553177	G0342	Fixed
553006	C1272	Fixed	553095	Fixed	C0342	553178	G0342	Fixed
553007	Fixed	Fixed	553096	Fixed	C0342	553179	C4582	N/A
553008	Fixed	Fixed	553097▼	C1122	Fixed	553180	S4162	T6202
553009	C1062	Fixed	553098	Fixed	C0342	553181	Fixed	Fixed
553010	C1062	Fixed	553099	Fixed	Fixed	553182	E0432	Fixed
553011▼	C0012	Fixed	553100	Fixed	Fixed	553183	T6252	Fixed

# FITTING KIT

NUMERICAL LISTING  
 NUMERISCHE LISTE  
 LISTE NUMERIQUE

KYB	UPPER	LOWER	KYB	UPPER	LOWER	KYB	UPPER	LOWER
	KIT NO.	KIT NO.		KIT NO.	KIT NO.		KIT NO.	KIT NO.
553184	T6252	Fixed	554002	C0762	Fixed	554078	Fixed	Fixed
553185	T6252	Fixed	554003	C0692	Fixed	554079	C0342	Fixed
553186	T6252	Fixed	554004	C0182	Fixed	554080	Fixed	Fixed
553187	G0742	Fixed	554005	C1272	Fixed	554081	C0342	Fixed
553189	Fixed	Fixed	554006	Fixed	Fixed	554082	Fixed	Fixed
553190	Fixed	Fixed	554007	C0752	Fixed	554083	Fixed	Fixed
553191	Fixed	Fixed	554008	Fixed	Fixed	554084	Fixed	Fixed
553192	S4162	T6202	554009	C0492	Fixed	554085	Fixed	Fixed
553193	Fixed	Fixed	554010	C0492	Fixed	554086	Fixed	Fixed
553194	C4832	Fixed	554011	C1062	Fixed	554087	C0342	Fixed
553195	C0342	Fixed	554012	C0442	Fixed	554088	C1062	T6212
553196	C2592	T7162	554013	C1062	Fixed	554089	E0402	Fixed
553197	T6252	Fixed	554015	C0512	Fixed	554090	C2592	Fixed
553198	T6252	Fixed	554017	C0492	C0492	554091	E0292	Fixed
553199	T6252	Fixed	554018	Fixed	Fixed	554092	E0292	Fixed
553200	T6252	Fixed	554019	Fixed	Fixed	554093▼	E0222	E0222
553201	Fixed	Fixed	554020	Fixed	Fixed	554094	C0492	Fixed
553202	C0442	Fixed	554021	Fixed	Fixed	554095	X5062	Fixed
553203	C0152	Fixed	554022▼	C0342	Fixed	554096	C0342	C0342
553204	C0342	Fixed	554023	Fixed	Fixed	554097	Fixed	Fixed
553205	Fixed	N/A	554025	C1062	Fixed	554098	Fixed	Fixed
553206	X7802	Fixed	554028	T6162	C1032	554099	C1052	Fixed
553207	X7802	Fixed		(BC-004)		554100	X7792	Fixed
553208	X7852	N/A	554029	C0442	Fixed	554101	Fixed	Fixed
553209	Fixed	Fixed	554031	C0492	C0492	554102	C4572	Fixed
553210	Fixed	Fixed	554032	C0642	Fixed	554103	C4572	Fixed
553211	Fixed	Fixed	554033	C0642	C0642	554104	C3722	Fixed
553212	Fixed	C2922	554034	C0342	C0342	554105	C4572	Fixed
553213	C0292	C0302	554035	Fixed	C0342	554111	Fixed	Fixed
553214	C0292	C0302	554036	Fixed	C0342	554112	E0222	E0222
553215	C0292	C0302	554037	C0342	C0342	554113	S8362	Fixed
553216	C0292	C0302	554038	Fixed	C0342	554114	S1292	Fixed
553217	Fixed	Fixed	554039	Fixed	Fixed	554145	C1172	Fixed
553218	Fixed	Fixed	554040▼	Fixed	Fixed	554146	C0072	Fixed
553219	Fixed	Fixed	554041	Fixed	Fixed	554147	X3022	Fixed
553220	C0012	Fixed	554042	C0062	Fixed	555003	E0442	E0442
553221	Fixed	Fixed	554043	C0342	Fixed	555004	Fixed	E0442
553222	Fixed	Fixed	554044	C0342	Fixed	555005	S7762	C0342
553225	T3562	Fixed	554046	C0342	Fixed	555006	S8362	Fixed
553226	Fixed	Fixed	554047	C0342	Fixed	555007	G0812	Fixed
553227	Fixed	Fixed	554048	Fixed	Fixed	555008	G0812	Fixed
553228	C0952	Fixed	554049	Fixed	Fixed	555010	G0812	Fixed
553229	Fixed	Fixed	554050	C2442	Fixed	555013	Fixed	Fixed
553230	Fixed	Fixed	554052	C0152	Fixed	555014	C0522	Fixed
553231	Fixed	Fixed	554053	Fixed	Fixed	555015	T8132	Fixed
553232	X7802	Fixed	554054	Fixed	Fixed	631001	S6642	N/A
553233	Fixed	Fixed	554055	C0342	Fixed	631002▼	S1302	N/A
553234	Fixed	Fixed	554056	Fixed	Fixed	631003▼	S1302	N/A
553235	Fixed	Fixed	554057	C0342	C0342	631004	T7412	N/A
553236	T6252	Fixed	554058	Fixed	Fixed	632004	S6742	N/A
553237	T6252	Fixed	554059	C0342	Fixed	632005	S6742	N/A
553238	T6252	Fixed	554060	Fixed	Fixed	632006	S6642	N/A
553239	S4162	T6202	554061	C0532	Fixed	632008	S1282	N/A
553240	Fixed	Fixed	554062	E0092	Fixed	632009	S1282	N/A
553241	Fixed	Fixed	554063	C2592	Fixed	632011▼	S1292	N/A
553242	Fixed	Fixed	554064	Fixed	Fixed	632012	S1282	N/A
553243	Fixed	Fixed	554065	Fixed	Fixed	632013	S1282	N/A
553244	Fixed	Fixed	554066	Fixed	Fixed	632014▼	S6642	N/A
553245	T6252	Fixed	554068	Fixed	Fixed	632015▼	S6642	N/A
553303	Fixed	Fixed	554069	C1052	Fixed	632018	S6642	N/A
553304	X7802	Fixed	554070	C3352	Fixed	632019	S6642	N/A
553306	T6252	Fixed	554071	C1052	Fixed	632021	S6642	N/A
553307	Fixed	Fixed	554072	Fixed	Fixed	632022	S6642	N/A
553308			554074	C0532	Fixed	632023	S6642	N/A
553309			554075	Fixed	Fixed	632026	S6642	N/A
553803	Fixed	Fixed	554076	Fixed	C0342	632027	S6642	N/A
554001	C0792	Fixed	554077	Fixed	Fixed	632028	S6642	N/A

# FITTING KIT







NUMERICAL LISTING  
 NUMERISCHE LISTE  
 LISTE NUMERIQUE







KYB	UPPER	LOWER	KYB	UPPER	LOWER	KYB	UPPER	LOWER
	KIT NO.	KIT NO.		KIT NO.	KIT NO.		KIT NO.	KIT NO.
632029	S6642	N/A	633004	S4162	N/A	633092	S6732	N/A
632030	T3612	N/A	633005	S4162	N/A	633093	S6732	N/A
632031	T3612	N/A	633006	S6642	N/A	633094	S6732	N/A
632032	S6742	N/A	633007	S6642	N/A	633095	S6642	N/A
632033	S6742	N/A	633008▼	S6642	N/A	633096	S6642	N/A
632034	S6742	N/A	633009	S6642	N/A	633099	S6642	N/A
632035	S6742	N/A	633010	S6742	N/A	633100	S6642	N/A
632036▼	S7592	N/A	633011	S6742	N/A	633101	T3842	N/A
632037▼	S7592	N/A	633012	S6682	N/A	633105	S6642	N/A
632040	S6642	N/A	633013	S6682	N/A	633107	S6732	N/A
632041	S6642	N/A	633014	S4162	N/A	633108	S6732	N/A
632042	S6012	N/A	633016	S6642	N/A	633111	S6742	N/A
632043	S6012	N/A	633017	S6642	N/A	633112	S6742	N/A
632044	S6642	N/A	633019	S4162	N/A	633113	S6752	N/A
632045	S6642	N/A	633021	S6672	N/A	633114	S6752	N/A
632046	S6642	N/A	633023	S6682	N/A	633115	T9062	N/A
632047	S6642	N/A	633024	S6682	N/A	633116	T9062	N/A
632048	T3612	N/A	633025	S6682	N/A	633119	T9062	N/A
632049	T3612	N/A	633026	S6682	N/A	633120	T9062	N/A
632050	T3612	N/A	633028	S6672	N/A	633122	S6672	N/A
632051	T3612	N/A	633029	S6672	N/A	633123	S6672	N/A
632056	S1282	N/A	633030	S6682	N/A	633124	S6672	N/A
632057	S1282	N/A	633031	S6682	N/A	633131	S6642	N/A
632061	S6082	N/A	633032	S6642	N/A	633132	S6642	N/A
632062	S6082	N/A	633033	S6642	N/A	633133	S6642	N/A
632067	S6082	N/A	633034	S6642	N/A	633134	S6642	N/A
632068	S6082	N/A	633035	S6642	N/A	633135	S6072	N/A
632069	S6082	N/A	633036	S6642	N/A	633136	S6072	N/A
632070	T9062	N/A	633038	S6642	N/A	633137	S6752	N/A
632071	T9062	N/A	633040	S6642	N/A	633138	S6752	N/A
632072	T9062	N/A	633041	S6672	N/A	633143	S6732	N/A
632073	T9062	N/A	633042	T3352	N/A	633144	S6732	N/A
632076▼	S7592	N/A	633043	T3352	N/A	633147	S6642	N/A
632077▼	S7592	N/A	633044	S4162	N/A	633148	S6642	N/A
632078	S1292	N/A	633046	S1282	N/A	633150	S6642	N/A
632079	S1292	N/A	633047	S1282	N/A	633168	S6742	N/A
632080	S1292	N/A	633048	S4162	N/A	633169	S6742	N/A
632087	S6742	N/A	633049	S6742	N/A	633170	S6672	N/A
632088	S6742	N/A	633050	S6742	N/A	633172	S6642	N/A
632089	S6642	N/A	633051	S6642	N/A	633173	S6642	N/A
632090	S6642	N/A	633052	S6642	N/A	633174	S6082	N/A
632093	T3612	N/A	633053	S6642	N/A	633175	S6642	N/A
632094	T3612	N/A	633054	S6642	N/A	633176	S6642	N/A
632097	S6642	N/A	633055	S6642	N/A	633177	S9832	N/A
632098	S6642	N/A	633056	S6642	N/A	633178	S9832	N/A
632099	S6072	N/A	633059	S6642	N/A	633179	S9832	N/A
632100	S6072	N/A	633060	S6092	N/A	633180	S9832	N/A
632101	S6642	N/A	633061	S6092	N/A	633181	S9832	N/A
632102	S6642	N/A	633065	S6012	N/A	633182	S9832	N/A
632103	S9832	N/A	633066	S6012	N/A	633183▼	S9832	N/A
632104	S9832	N/A	633069	S6672	N/A		(RS-001)	
632110	S6742	N/A	633070	S6672	N/A	633184▼	S9832	N/A
632111	S6742	N/A	633072	S6742	N/A		(RS-001)	
632112	S9832	N/A	633073	S6742	N/A	633185	S9832	N/A
632113	S9832	N/A	633076	T3842	N/A		(RS-001)	
632116	S6642	N/A		(CV-001)		633186	S9832	N/A
632117	S6642	N/A	633077	T3842	N/A		(RS-001)	
632118	S6072	N/A		(CV-001)		633193	T3842	N/A
632119	S6072	N/A	633078	T3842	N/A	633194	C3942	N/A
632130	S7592	N/A	633079	T3842	N/A	633202		
632131	S7592	N/A	633080	T7412	N/A	633203		
632800▼			633081	T7412	N/A	633204	S1292	N/A
632801			633082	T7412	N/A	633205	S1292	N/A
632802			633088	S6732	N/A	633206	S6012	N/A
633001	S6682	N/A	633089	S6732	N/A	633207	S6012	N/A
633002	S4162	N/A	633090	S6642	N/A	633208▼		
633003	S4162	N/A	633091	S6642	N/A	633219	S5992	N/A



# FITTING KIT

NUMERICAL LISTING  
 NUMERISCHE LISTE  
 LISTE NUMERIQUE

<b>KYB</b>	UPPER KIT NO. 	LOWER KIT NO. 	<b>KYB</b>	UPPER KIT NO. 	LOWER KIT NO. 	<b>KYB</b>	UPPER KIT NO. 	LOWER KIT NO. 
633220	S5992	N/A	633927			634082	T3352	N/A
633221	S9832	N/A	633928			634089	S6682	N/A
	(RS-001)		633929▼			634090	S6682	N/A
633222	S9832	N/A	633930▼			634091		
	(RS-001)		633931▼			634092		
633248	S6742	N/A	633950▼			634093		
633249	S6742	N/A	633951			634094		
633250	S6672	N/A	633960			634095	S6062	N/A
633251	S6672	N/A	633961			634096	S6062	N/A
633706			634001	S6642	N/A	634097	S6672	N/A
633707			634003	S6682	N/A	634098	S6672	N/A
633708			634004	S6682	N/A	634099▼		
633712			634005	T3792	N/A	634100	S6682	N/A
633713			634006	S6642	N/A	634101	S6682	N/A
633717			634007	T3792	N/A	634102	S6672	N/A
633718			634010	S6672	N/A	634103	S6672	N/A
633729			634011	S6672	N/A	634802		
633730			634012	T3352	N/A	634807		
633731			634013	T3352	N/A	634810		
633801			634015	S5992	N/A	634811		
633802			634016	T3352	N/A	634812		
633803			634017	T3352	N/A	634814		
633804			634019	T8432	N/A	634908		
633805			634020	T8432	N/A	634909		
633806			634021	S6692	N/A	634927		
633807			634022	S6692	N/A	634928		
633808			634023	S6642	N/A	634929		
633811▼			634024	S6672	N/A	634931		
633812			634025	S6672	N/A	634950▼		
633813			634026	S6672	N/A	634951▼		
633814			634027	T3352	N/A	634960▼		
633815			634028	T3352	N/A	635001	S5992	N/A
633816▼			634029	S6642	N/A	635002	S6672	N/A
633817			634030	S6672	N/A	635003	S6672	N/A
633818			634031	S6672	N/A	635004	S6672	N/A
633819▼			634032	S6672	N/A	635009	S6682	N/A
633820			634033	S6672	N/A	635010	S6682	N/A
633821			634034	S6642	N/A	635011	S9832	N/A
633822			634035	S6642	N/A	635012	S9832	N/A
633824			634036	T9802	N/A	635800		
633825			634037	T9802	N/A	635850		
633827			634038	T9802	N/A	635851		
633828			634039	T9802	N/A	635852		
633829			634040	S6752	N/A	635853		
633830			634041	S6752	N/A	635900		
633831			634042	S6642	N/A	635901		
633832			634043	S6642	N/A	635902		
633833			634044	S6682	N/A	635903		
633834			634045	S6682	N/A	635908		
633835			634046	S6672	N/A	635909		
633836			634047	S6672	N/A	635910		
633837			634048	S6672	N/A	635911		
633838			634049	S6672	N/A	635912		
633839			634050	S6642	N/A	635913		
633840			634051	S6682	N/A	661006▼	T3022	N/A
633847			634052	S6682	N/A	662001	X0342	N/A
633848			634063	T3792	N/A	662002▼	X0322	N/A
633850			634064	S6642	N/A	662005	T2822	N/A
633851			634065	S6642	N/A	662006▼	T3102	N/A
633860▼			634066	S6752	N/A	663001	T2122	N/A
633873			634067	S6752	N/A	663002	T2192	N/A
633902			634072	T8432	N/A	663003	T2202	N/A
633903			634073	T8432	N/A	663004	T2202	N/A
633921			634074	S6732	N/A	663005	T2142	N/A
633922			634075	S6732	N/A	663006	T2202	N/A
633925			634080	S6672	N/A	663007	T2112	N/A
633926			634081	T3352	N/A	663008	T2152	N/A

FITTING KIT		NUMERICAL LISTING NUMERISCHE LISTE LISTE NUMERIQUE		FITTING KIT		NUMERICAL LISTING NUMERISCHE LISTE LISTE NUMERIQUE		
KYB	UPPER KIT NO. 	LOWER KIT NO. 	KYB	UPPER KIT NO. 	LOWER KIT NO. 	KYB	UPPER KIT NO. 	LOWER KIT NO. 
663009	T2142	N/A	665028	T2932	N/A			
663013	T2162	N/A	665029▼	T2952	N/A			
663016▼	X0432	N/A	665030	T2252	N/A			
663017	X0432	N/A	665031▼	T2952	N/A			
663018	X0302	N/A	665032▼	T2992	N/A			
663019	X0442	N/A	665033▼	T2992	N/A			
663020▼	X0442	N/A	665034▼	T2992	N/A			
663021▼	X0432	N/A	665035	S7542	N/A			
663022▼	X0432	N/A	665036	S9902	N/A			
663023	X0142	N/A	665037	S7502	N/A			
663024	X0142	N/A	665038	S9982	N/A			
663025	X0142	N/A	665039	S7572	N/A			
663027	X0302	N/A	665040	X0012	N/A			
663029	X0132	N/A	665041	X0012	N/A			
663031	T2052	N/A	665042	S9902	N/A			
663032	X0132	N/A	665043	T3032	N/A			
663033▼	T2202	N/A	665045	S9932	N/A			
663034▼	T2862	N/A	665046	S7502	N/A			
663035	T2852	N/A	665047	S7502	N/A			
663037▼	X0302	N/A	665048	S9962	N/A			
663038▼	X0132	N/A	665049	S9932	N/A			
663039	X0132	N/A	665050	S9952	N/A			
663040▼	T3112	N/A	665053	S9922	N/A			
663044▼	T2842	N/A	665054	S9922	N/A			
663045	X0132	N/A	665055	X0082	N/A			
663046	T4012	N/A	665056	S7542	N/A			
663047▼	T4202	N/A	665057	S9902	N/A			
663049▼	T2192	N/A	665058	X0492	N/A			
663050▼	T4022	N/A	665059	T4792	N/A			
663500			665062	T2912	N/A			
664001	T2252	N/A	665063	S9912	N/A			
664002	T2242	N/A	665064▼	T4182	N/A			
664003	T2242	N/A	665065	S0192	N/A			
664004	T2882	N/A	665066▼	S2642	N/A			
664006	T2902	N/A	665067▼	T6842	N/A			
664007	T2912	N/A	665089▼	T2382	N/A			
664008	T2912	N/A	665500					
664009	T2922	N/A	665501					
664010	T2892	N/A	665502					
664011	T2242	N/A	665503					
664012	T2242	N/A	666001	T2022	N/A			
664014	T4182	N/A	666002	T2022	N/A			
664016	T4692	N/A						
664017	T2922	N/A						
664018	T2912	N/A						
664020	S0042	N/A						
665001	S9952	N/A						
665002	T2972	N/A						
665004	T2962	N/A						
665008	X0082	N/A						
665009	T2982	N/A						
665010	T2982	N/A						
665011	S9932	N/A						
665012	S9932	N/A						
665013▼	S9932	N/A						
665014	S9932	N/A						
665015▼	T3032	N/A						
665016▼	S9942	N/A						
665018	T2372	N/A						
665019▼	S9932	N/A						
665020	S7572	N/A						
665021	S7502	N/A						
665022	S7502	N/A						
665023	S7502	N/A						
665024	S7502	N/A						
665025	S9982	N/A						
665027	T2952	N/A						



**KAYABA Germany**  
 Kimplerstr. 336  
 47807 Krefeld, Germany  
 Tel.: (02151) 93 143-0  
 Fax: (02151) 93 143-40  
[www.kayaba.de](http://www.kayaba.de)  
[www.kayabaeurope.com](http://www.kayabaeurope.com)

**KAYABA**  
  
**KAYABA EUROPE GMBH**

**KAYABA U.K.**  
 Unit 1 Taurus Park  
 Europa Boulevard, Warrington,  
 Cheshire WA5 7ZT, England  
 Tel.: (01925) 41 74 44  
 Fax: (01925) 41 74 14  
[www.kayaba.co.uk](http://www.kayaba.co.uk)  
[www.kybsport.com](http://www.kybsport.com)

**KAYABA Italy**  
 Viale Italia, 37  
 20020 LAINATE-Milano, Italy  
 Tel.: (02) 93 79 02 00  
 Fax: (02) 93 30 16 53  
[www.kayaba.it](http://www.kayaba.it)

**KAYABA France**  
 BP 250, Parc des Bellevues,  
 6 Rue du Gros-Murger, Éragny-sur-Oise,  
 95615 Cergy-Pontoise Cedex, France  
 Tel.: (0134) 30 82 00  
 Fax: (0134) 30 82 09  
[www.kayaba.fr](http://www.kayaba.fr)

**KAYABA España**  
 Avenida de la Industria, 4  
 28820 Coslada-Madrid, España  
 Tel.: (91) 674 64 70  
 Fax: (91) 669 90 77