

Table of Contents / Table des Matières / Indice

Model Index / Index des Modèles	i-v
List of Abbreviations & Translations / List des Abréviations & Traductions	vi
CV Shafts and Components / Cardans Homocinétiques et Composantes	vii
Chrysler Axle Designs Identification / Indentifications des Designs de Cardans	viii
Axle Design Identification / Indentification: Schéma D'essieu	ix
Assortments / Assortiments	ix
GM Inboard Joint Identification / Indentification des Joints de GM	x
GM Spline Identification / Indentification des Cannelures de GM	x
Core Credit Policy / Politique de Crédit D'organes	xi
Accessories / Accessoires	xii-xv
Tools / Outils	xvi-xvii
Technical Notes / Notes Techniques	xviii
Guide to Proper Usage of this Catalogue / Renseignements pour une Utilisation Efficace due Catalogue	xix
Main Listing / Liste Principale	1-194
Numerical Listing / Liste Numérique	195-241
Boot Pictures & Dimensions / Photos & Dimensions de Soufflets	242-249
Axle Nuts Numerical Listing / Liste Numérique des Écrous D'essieu	250-259
Torque Specifications / Spécifications de Coupe se Serrage	260-262
Annex / Annexe	263
Accessories & Tools Numerical Listing / Liste numérique des accessoires et outils	264-265

Model Index / Index des Modèles / Indice de Modelos

ACURA	1-3		
CL	1		
EL	1		
INTEGRA	1		
LEGEND	1,2		
MDX	2		
NSX	2		
RL	2		
RSX	2		
SLX	2		
TL	2		
VIGOR	2,3		
AMC	3		
EAGLE	3		
AMERICAN MOTORS	3		
EAGLE	3		
ASUNA	3		
GT	3		
SE	3		
SUNFIRE	3		
SUNRUNNER	3		
AUDI	3-10		
100	3,4		
100 QUATTRO	4		
100 SERIES	4		
200	4		
200 QUATTRO	4		
4000	4,5		
4000CS QUATTRO	5		
4000S	5		
4000S QUATTRO	5		
5000	5,6		
5000CS QUATTRO	6		
5000S QUATTRO	6		
80	6,7		
80 QUATTRO	7		
90	7,8		
90 QUATTRO	8		
A4	8		
A4 QUATTRO	8,9		
A6	9		
A6 QUATTRO	9		
CABRIOLET	9		
		COUPE	9
		COUPE QUATTRO	9
		FOX	9,10
		S4	10
		S6	10
		V8 QUATTRO	10
		BMW	10-13
		318I	10
		318IC	10
		318IS	10
		320I	10
		325	10,11
		325E	11
		325I	11
		325IC	11
		325IS	11
		325IX	11
		524TD	11
		525I	11
		528E	11
		530I	11
		533I	11
		535I	12
		535IS	12
		540I	12
		630CSI	12
		633CSI	12
		635CSI	12
		733I	12
		735I	12
		735IL	12
		740I	12
		740IL	13
		750IL	13
		M3	13
		M5	13
		BUICK	13-20
		CENTURY	13,14,15
		ELECTRA	15
		LESABRE	15,16
		PARK AVENUE	16
		REATA	17
		REGAL	17
		RENDEZVOUS	17

Model Index / Index des Modèles / Índice de Modelos

	RIVIERA	17,18	DAEWOO		49-50
	SKYHAWK	18,19		LANOS	49
	SKYLARK	19,20		LEGANZA	49
	SOMERSET	20		NUBIRA	49,50
CADILLAC		20-25	DAIHATSU		50
	ALLANTE	20,21		CHARADE	50
	CATERA	21		ROCKY	50
	CIMARRON	21	DODGE		50-71
	CONCOURS	21		2000 GTX	50
	DEVILLE	21,22		400	50,51
	ELDORADO	22,23		600	51,52
	ESCALADE	23		ARIES	52,53
	FLEETWOOD	23,24		AVENGER	53
	SEVILLE	24,25		CARAVAN	53,54,55
CHEVROLET		25-39		CHARGER	55,56
	ASTRO	25		COLT	56
	AVALANCHE 1500	25		COLT 100	56
	AVALANCHE 2500	25		COLT 200	56
	BERETTA	25,26		COLT VISTA	57
	BLAZER	26		D50 PICKUP	57
	CAVALIER	26,27,28		DAKOTA	57
	CELEBRITY	28,29,30		DAYTONA	58,59,60
	CITATION	30		DURANGO	60
	CORSICA	30,31		DYNASTY	60,61
	IMPALA	31		GRAND CARAVAN	61,62
	K1500 PICKUP	31,32		INTREPID	62,63
	K1500 SUBURBAN	32		LANCER	63,64
	K2500 PICKUP	32,33		MONACO	64
	K2500 SUBURBAN	33		NEON	64
	K3500 PICKUP	33,34		OMNI	64, 65
	LUMINA	34,35		RAIDER	65, 66
	LUMINA APV	35		RAM 50	66
	MALIBU	35		RAMPAGE	66
	METRO	35		SHADOW	66,67
	MONTE CARLO	35,36		SPIRIT	67,68, 69
	NOVA	36		STEALTH	69
	PRIZM	36		STRATUS	69,70,71
	S10 BLAZER	36	EAGLE		71-73
	S10 PICKUP	36,37		2000 GTX	71
	S10 TRAILBLAZER	37		MEDALLION	71
	SILVERADO 1500	37		PREMIER	71
	SILVERADO 1500 HD	38		SUMMIT	71,72
	SILVERADO 2500	38		TALON	72
	SILVERADO 2500 HD	38		VISION	72,73
	SILVERADO 3500	38		VISTA	73
	SPECTRUM	38	FORD		73-81
	SPRINT	38		AEROSTAR	73
	SUBURBAN 1500	38		ASPIRE	74
	SUBURBAN 2500	38		BRONCO II	74
	TAHOE	38,39		CONTOUR	74
	TRACKER	39		ESCAPE	74
	VENTURE	39		ESCORT	75,76
CHRYSLER		39-49		EXP	76
	300M	39		EXPEDITION	76
	CIRRUS	39,40		EXPLORER	76,77
	CONCORDE	40		F-150 PICKUP	77
	E CLASS	40,41		F-250 PICKUP	77
	EXECUTIVE LIMOUSINE	41		F-250 SUPER DUTY PICKUP	77
	EXECUTIVE SEDAN	41		FESTIVA	77
	GRAND VOYAGER	41		FIESTA	77
	IMPERIAL	41,42		FOCUS	77
	LASER	42		PROBE	77,78
	LEBARON	42,43,44		RANGER	78,79
	LHS	44,45		TAURUS	79,80
	NEW YORKER	45,46		TEMPO	80,81
	PT CRUISER	46		THUNDERBIRD	81
	SEBRING	46,47		WINDSTAR	81
	TOWN & COUNTRY	47,48, 49	GEO		81-82
	VOYAGER	49		METRO	81,82

Model Index / Index des Modèles / Índice de Modelos

	PRIZM	82		TROOPER	101
	SPECTRUM	82	JEEP		101-102
	STORM	82		CHEROKEE	101,102
GMC	TRACKER	82		GRAND CHEROKEE	102
		82-88		GRAND WAGONEER	102
	DENALI	82		WAGONEER	102
	DENALI XL	82	KIA		102-104
	K1500 PICKUP	82,83		OPTIMA	102,103
	K1500 SUBURBAN	83		RIO	103
	K2500 PICKUP	83,84		SEDONA	103
	K2500 SUBURBAN	84,85		SEPHIA	103,104
	K3500 PICKUP	85		SPECTRA	104
	S15 ENVOY	85		SPORTAGE	104
	S15 JIMMY	85,86	LADA		104
	S15 PICKUP	86		NIVA	104
	S15 SONOMA	86		SAMARA	104
	S15 SYCLONE	86	LEXUS		105-106
	S15 TYPHOON	86,87		ES250	105
	SAFARI	87		ES300	105
	SIERRA 1500	87		GS300	105
	SIERRA 1500 HD	87		GS400	105
	SIERRA 2500	87		GS430	105
	SIERRA 2500 HD	87		LS400	105
	SIERRA 3500	87		LX450	105
	SIERRA C3	87,88		LX470	105
	SIERRA DENALI	88		RX300	105
	YUKON	88		SC300	106
	YUKON XL 1500	88		SC400	106
	YUKON XL 2500	88		SC430	106
HONDA		88-93	LINCOLN		106
	ACCORD	88,89		CONTINENTAL	106
	CIVIC	90,91		MARK VIII	106
	CIVIC DEL SOL	91		NAVIGATOR	106
	CR-V	91	MAZDA		106-112
	CRX	91,92		323	106,107
	INSIGHT	92		626	107
	ODYSSEY	92		929	108
	PASSPORT	92		B2200	108
	PRELUDE	92,93		B2500	108
	WAGOVAN	93		B2600	108
HYUNDAI		93-97		B3000	108
	ACCENT	93,94		B4000	108
	ELANTRA	94,95		GLC	108
	EXCEL	95		MIATA	108,109
	SANTA FE	95,96		MILLENNIA	109
	SCOUPE	96		MPV	109
	SONATA	96,97		MX-3	109,110
	TIBURON	97		MX-6	110
	XG300	97		PROTEGE	110,111,112
	XG350	97		PROTEGE5	112
INFINITI		97-98		RX-7	112
	G20	97,98		TRIBUTE	112
	I30	98	MERCURY		112-117
	I35	98		CAPRI	112
	J30	98		COUGAR	112,113
	M30	98		LN7	113,114
	Q45	98		LYNX	114
	QX4	98		MOUNTAINEER	114
ISUZU		98-101		MYSTIQUE	114,115
	AMIGO	98,99		SABLE	115,116
	AXIOM	99		TOPAZ	116
	HOMBRE	99		TRACER	116,117
	I-MARK	99		VILLAGER	117
	IMPULSE	99	MERKUR		117
	OASIS	99,100		SCORPIO	117
	PICKUP	100		XR4TI	117
	RODEO	100	MITSUBISHI		117-123
	RODEO SPORT	100		3000GT	117,118
	STYLUS	100,101		CORDIA	118

Model Index / Index des Modèles / Índice de Modelos

	DIAMANTE	118		COLT 200	145
	ECLIPSE	118,119		COLT VISTA	145,146
	EXPO	120		GRAND VOYAGER	146,147
	EXPO LRV	120		HORIZON	147,148
	GALANT	120		LASER	148
	MIGHTY MAX	120,121		NEON	148,149
	MIRAGE	121,122		RELIANT	149,150
	MONTERO	122		SCAMP	150
	MONTERO SPORT	122		SUNDANCE	150,151,152
	PRECIS	122		TURISMO	152
	SIGMA	122		VOYAGER	152,153
	TREDIA	122,123			
NISSAN		123-130	PONTIAC		153-165
	200SX	123		6000	153,154,155,156
	240SX	123		AZTEK	156
	300ZX	123		BONNEVILLE	156,157
	310	123		FIERO	157
	720 PICKUP	123,124		FIREFLY	157,158
	ALTIMA	124,125		GRAND AM	158,159,160
	AXXESS	125		GRAND PRIX	160,161
	D21 PICKUP	125		J2000	161
	F10	125		LEMANS	161,162
	FRONTIER	126		MONTANA	162
	MAXIMA	126,127		OPTIMA	162
	MICRA	127		PHOENIX	162,163
	MULTI	127		SUNBIRD	163
	NX	127		SUNBURST	163,164
	PATHFINDER	127		SUNFIRE	164
	PICKUP	128		SUNRUNNER	164,165
	PULSAR	128		TEMPEST	165
	PULSAR NX	128		TRANS SPORT	165
	QUEST	128	PORSCHE		165-167
	SENTRA	128,129,130		911	165,166
	STANZA	130		924	166
	XTERRA	130		928	166
OLDSMOBILE		131-141		930	166
	98	131		944	166,167
	ACHIEVA	131,132	RENAULT		167-168
	ALERO	132		ALLIANCE	167
	AURORA	132		ENCORE	167
	BRAVADA	132		FUEGO	167
	CALAIS	132		LECAR	168
	CIERA	132		R18	168
	CUTLASS	132		R18i	168
	CUTLASS CALAIS	132,133		R5	168
	CUTLASS CIERA	133,134,135	SAAB		168-170
	CUTLASS SUPREME	135,136,137		9-3	168,169
	DELTA 88	137		9-5	169
	FIRENZA	137,138		900	169
	INTRIGUE	138		9000	169,170
	LSS	138,139	SATURN		170-171
	OMEGA	139		L SERIES	170
	REGENCY	139		LS SERIES	170
	SILHOUETTE	139,140		LW SERIES	170,171
	TORONADO	140,141		SC SERIES	171
PASSPORT		141-142		SL SERIES	171
	I-MARK	141		SW SERIES	171
	OPTIMA	141	STERLING		171
	PICKUP	141		825	171
	TROOPER II	142		827	171
PEUGEOT		142	SUBARU		171-176
	405	142		BRAT	171
PLYMOUTH		142-153		DL	172
	ACCLAIM	142,143		FORESTER	172
	BREEZE	143		GL	172
	CARAVELLE	143,144		GL-10	172,173
	CHAMP	144		GLF	173
	COLT	144,145		IMPREZA	173
	COLT 100	145		JUSTY	174
				LEGACY	174,175

Model Index / Index des Modèles / Índice de Modelos

	LOYALE	175		SUPRA	185,186
	OUTBACK	175		T100	186
	RX	175		TACOMA	186
	STANDARD	175		TERCEL	186
	SVX	175		TUNDRA	186
	XT	175,176		VAN	186
	XT6	176		VAN WAGON	187
SUZUKI		176-177	VOLKSWAGEN		187-192
	ESTEEM	176		BEETLE	187
	FORSA	176		CABRIO	187
	GRAND VITARA	176		CABRIOLET	187
	SAMURAI	176		CORRADO	187
	SIDEKICK	176		DASHER	187
	SWIFT	177		EUROVAN	187,188
	VITARA	177		FOX	188
	X-90	177		GOLF	188,189
TOYOTA		177-187		JETTA	189,190
	4RUNNER	177		PASSAT	190,191
	AVALON	177,		QUANTUM	191
	CAMRY	177,178,179,180		RABBIT	191
	CELICA	180,181		RABBIT CONVERTIBLE	191
	COROLLA	181,182,183		RABBIT PICKUP	191
	CRESSIDA	183		SCIROCCO	191,192
	ECHO	183		VANAGON	192
	HIGHLANDER	183	VOLVO		192-194
	LAND CRUISER	183,184		850	192,193
	MR2	184		C70	193
	MR2 SPYDER	184		S70	193
	PASEO	184		S80	193
	PICKUP	184		V70	194
	PREVIA	184	YUGO		194
	PRIUS	184,185		CABRIO	194
	RAV4	185		GV	194
	SEQUOIA	185		GVL	194
	SIENNA	185		GVS	194
	SOLARA	185		GVX	194

**LIST OF ABBREVIATIONS & TRANSLATIONS /
LISTE DES ABRÉVIATIONS & TRADUCTIONS /
LISTA DE ABREVIATURA Y TRADUCCIONES**

ABS	Anti lock Braking System	Dispositif anti-blocage des freins	Anti-bloqueo-sistema de frenos
AC	Air conditioning	Air conditionné	Aire climatizado
AT	Automatic Transmission	Transmission automatique	Transmision automatica
AWD	All Wheel Drive	Traction à quatre roues	Tracion de cuatro ruedas
AXOD	Overdrive Transmission	Transmission à vitesse surmultipliée	Transmision de velocidades surmultiplicadas
BT	Boot	Soufflet	Juegos de bota
CARB	Carburetor	Carburateur	Carburador
CC	Cubic Centimeter	Centimètre cube	Centimetros cubicos
CG	Cross Groove	Rainure transversale	Ranura transversal
CH#	Chassis Number	Numéro de châssis	Numero de amazon
cm	Centimeter	Centimètre	Centimetros
CYL	Cylinder	Cylindre	Cilindro
D	Driver Side	Côté conducteur	Costado conductor
DIA	Diameter	Diamètre	Diametro
DIFF	Differential	Différentiel	
DOHC	Double overhead cam	Double arbre à cames en tête	Dos arbol de leva
EFI	Electronic Fuel Injection	Émission	Emision
EXC	Except	À l'exception de	Excepcion
FWD	Front Wheel Drive	Traction	Ruedas delanteras
GW	Gross Weight	Poids nominal brut	Pesado nominal desnudo
HD	Heavy Duty (Brakes)	Poids lourds (freins)	Trabajo pesado (freno)
HF	High Fuel Economy	Consommation d'essence minimale	Consumacion de gasolina minima
HO	High Output Engine	Moteur haute puissance	Motor alto poder
IC	Intercooler	Refroidissement intermédiaire	Enfriamiento intermediario
IDENT	Identification	Identification	Identificacion
IJ	Inner Joint	Joint intérieur	Juegos de bota Interior
INCL	Including	Incluant	Incluyendo
Kg	Kilogram	Kilogramme	Kilogramo
L	Litres	Litres	Litros
LD	Light Duty (Brakes)	Service léger (freins)	Trabajo suave (frenos)
mm	Millimetre	Millimètre	Milimetro
MPI (MFI)	Multiport Fuel Injection	Injection à orifices multiples	Inyeccion de orificios multiples
MT	Manual Transmission	Transmission manuelle	Transmision manual
N/A	Not Available	Non disponible	No disponible
N/R	Not Required	Non requis	No se necesita
N/S	Not Sold Separately	Non vendu séparément	No se vende aparte
OHC	Overhead Cam	Arbre à cames en tête	Arbol de leva
OJ	Outer Joint	Joint extérieur	Juegos de bota exterior
P	Passenger Side	Côté passager	Costado pasajero
PKG	Package	Groupe d'option	Grupo de opciones
POS	Position	Position	Posicion
S	Shaft	Essieu	
SOHC	Single Overhead	Roue arrière simple	Rueda trasera simple
SPD	Speed (Transmission)	Vitesses (Transmission)	Velocidades (Transmision)
SW	Station Wagon	Familiale	Familial
TRANS	Transmission	Transmission	Transmision
V6	Six (6) Cylinder	Six cylindres	Seis cilindro
w/	With	Avec	Con
w/o	Without	Sans	Sin
Y	Y shaped	Forme Y	Forma de Y
16V	16 Valves	16 soupapes	16 valvulas
2BC	Two (2) Barrel Carburetor	Carburateurs à double corps	Dos carburator a un baril
2WD	Two (2) Wheel Drive	Traction à deux roues	Traccion de dos ruedas
2 x 4	Two (2) Wheel Drive	Traction à deux roues	Traccion de dos ruedas
4 x 4	Four (4) Wheel Drive	Quatre roues motrices	Cuatro ruedas
4WD	Four (4) Wheel Drive	Quatre roues motrices	Cuatro ruedas

Complete Remanufactured Shaft Assembly

This part, completely assembled, consists of an interconnecting bar and a remanufactured inboard and outboard joint.

Replacement of defective parts with this assembly facilitates repair work and reduces labour time.

Cardan Homocinétique Complet Réusiné

Cette pièce, complètement assemblée, est composée d'un bras de liaison et d'un joint extérieur et intérieur réusinés.

Le remplacement d'un cardan homocinétique est un travail très simple. Il est préférable de remplacer le cardan homocinétique dans son ensemble lorsqu'un joint est défectueux.



Outer Joint Kit

The kit consists of an outer joint, a boot, two (2) clamps, a circlip and a grease tube.

Ensemble de Joint Extérieur

L'ensemble est composé d'un joint extérieur, d'un soufflet, de deux (2) bandes, d'un anneau de retenue et d'un tube de graisse.



Complete Remanufactured Shaft Assembly with NEW Outboard Joint

This part, completely assembled, consists of a remanufactured inboard joint, an interconnecting bar and a NEW outboard joint.

Replacement of defective parts with this assembly facilitates repair work and reduces labour time.

Cardan Homocinétique Complet Réusiné avec Joint Extérieur NEUF

Cette pièce, complètement assemblée, est composée d'un bras de liaison, d'un joint extérieur NEUF et d'un joint intérieur réusiné.

Le remplacement d'un cardan homocinétique est un travail très simple. Il est préférable de remplacer le cardan homocinétique dans son ensemble lorsqu'un joint est défectueux.



Boot Kit

**BK - Standard Boot Kit
DX - High Performance Boot Kit, Supported by a lifetime warranty.**

Ensemble de Soufflet

**BK - Ensemble de soufflet standard
DX - Ensemble de soufflet haute performance, avec garantie à vie.**



1981-1994 - CHRYSLER AXLE DESIGNS IDENTIFICATION

IDENTIFICATION DES DESIGNS DE CARDANS HOMOCINÉTIQUES CHRYSLER

Four (4) different makes and various configurations of CV shafts can be found on Chrysler vehicles.

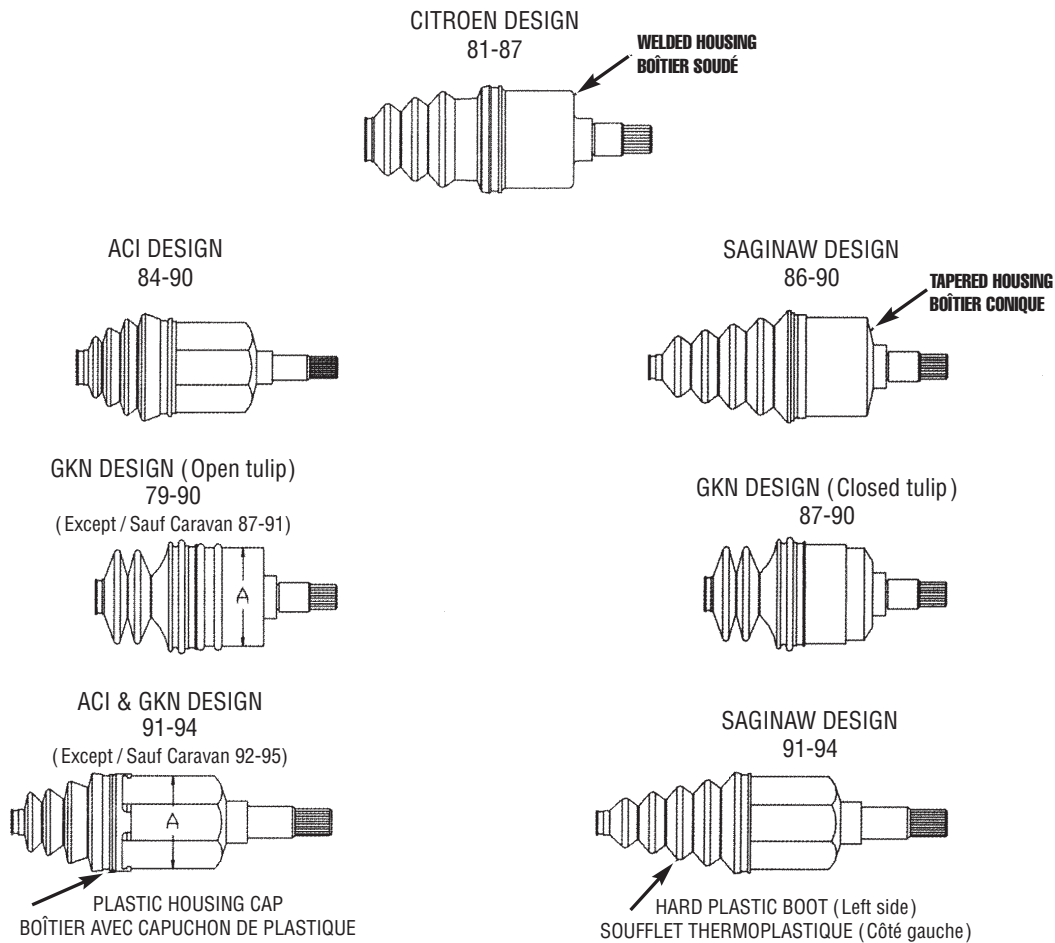
To make sure the correct replacement parts (outer joints and boot kits) to fit the car being worked on are selected, carefully study the drawings which will allow you to easily identify the proper CV shaft design.

Whenever there is more than one (1) CV shaft design for the same application, the complete CV shaft assemblies are interchangeable though they might look different.

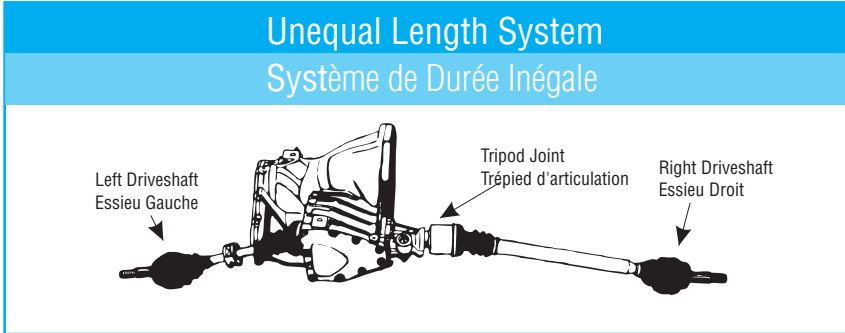
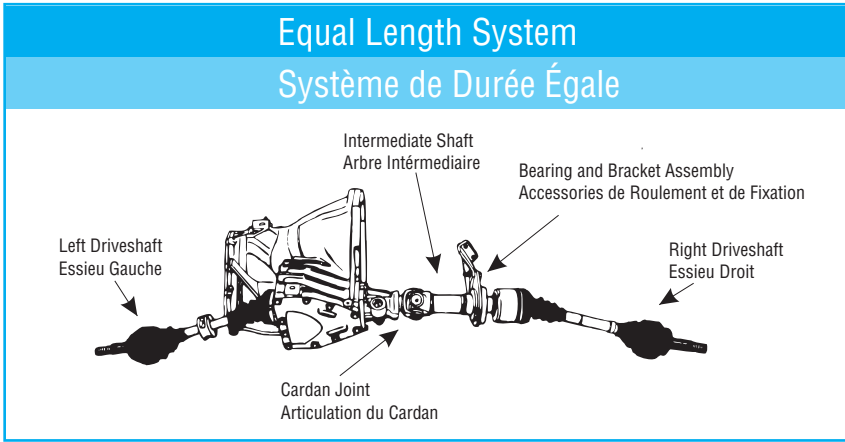
Afin de s'assurer de sélectionner les bonnes pièces de remplacement (joints extérieurs ou ensembles de soufflets) pour le véhicule en réparation, veuillez consulter les illustrations suivantes qui vous permettront d'identifier rapidement le bon design.

Pour les véhicules Chrysler, on peut retrouver quatre (4) différents designs et diverses configurations de cardans homocinétiques.

Lorsque vous retrouvez plus d'un (1) design de cardan homocinétique pour la même application, les cardans homocinétiques pour cette application sont interchangeables même s'ils n'ont pas la même configuration.



A: INBOARD JOINT DIAMETER VARIES WITH CV SHAFT APPLICATION.
A: LE DIAMÈTRE DU JOINT INTÉRIEUR VARIE SELON L'APPLICATION
DU CARDAN HOMOCINÉTIQUE.



ASSORTMENTS / ASSORTIMENTS

Promotional flyers for the following assortments are available from your District Manager.
 Veuillez vous procurer des feuillets publicitaires concernant les assortiments suivants de votre gérant de district.

CVK10 Assortment - Accessories

- Including :
- Twenty (20) “crimp” type universal clamps (ten (10) long and ten (10) short)
 - Ten (10) “band-it” type clamps (five (5) long and five (5) short)
 - Five (5) 90 g high performance grease tubes (HP90)

Assortiment - Accessoires

- Incluant :
- Vingt (20) bandes universelles de type “crimp” (dix (10) longues et dix (10) courtes)
 - Dix (10) bandes “band-it” (cinq (5) longues et cinq (5) courtes)
 - Cinq (5) tubes de graisse de haute performance (HP90)

CVK20 Assortment - Boots

- Including :
- Metal cabinet
 - Twenty (20) Duraflex boot kits

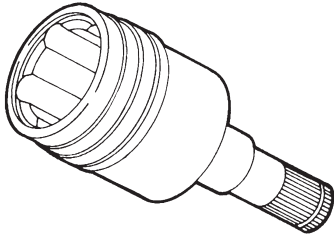
Assortiment - Soufflets

- Incluant :
- Cabinet de métal
 - Vingt (20) ensembles de soufflets Duraflex

GM INBOARD JOINT IDENTIFICATION

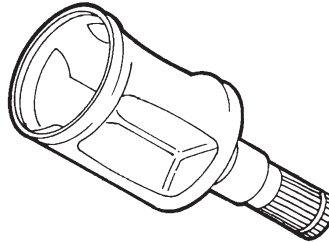
IDENTIFICATION DES JOINTS DE GM

DOUBLE OFFSET TYPE MODÈLE À DOUBLE "OFFSET"



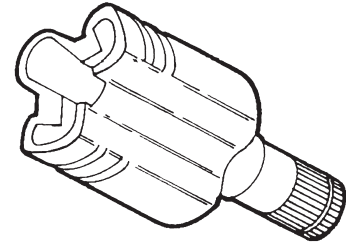
(Round Boot/Soufflet Rond)

TRIPOD TYPE (ROUND) MODÈLE TRIPOD (ROND)



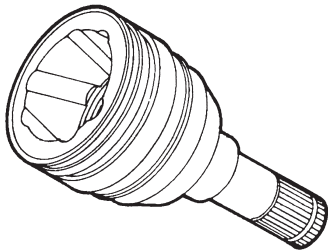
(Round Boot/Soufflet Rond)

TRIPOD TYPE ('Y' SHAPED) MODÈLE TRIPOD (EN FORME DE 'Y')



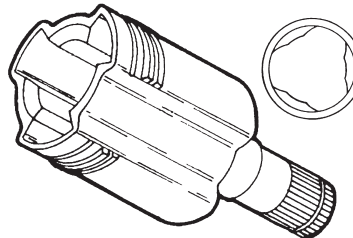
(Trilobal Boot/Soufflet Trilobé)

CROSS GROOVE TYPE MODÈLE À RAINURAGE CROISÉE



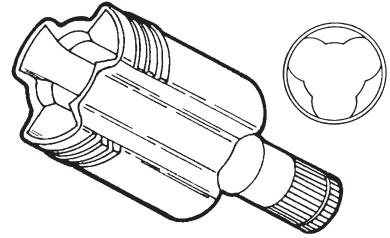
(Round Boot/Soufflet Rond)

SQUARE ROLLER TYPE (1st DESIGN) MODÈLE À ROULEAUX PLAT (1e VERSION)



(Trilobal Boot/Soufflet Trilobé)

SQUARE ROLLER TYPE (2nd DESIGN) MODÈLE À ROULEAUX PLAT (2e VERSION)



(Trilobal Boot/Soufflet Trilobé)

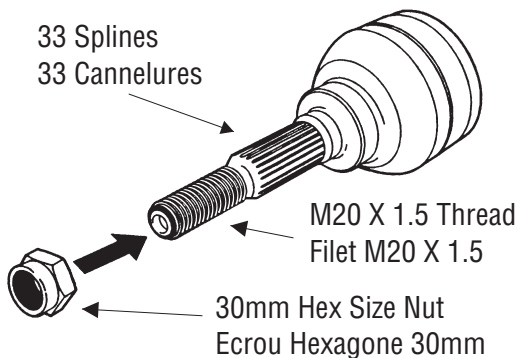
1st Design has a shallow depression between the Roller Tracks, the 2nd is a little deeper.

La 2e version a une cavité beaucoup plus prononcée que la 1e version entre les glissières des rouleaux

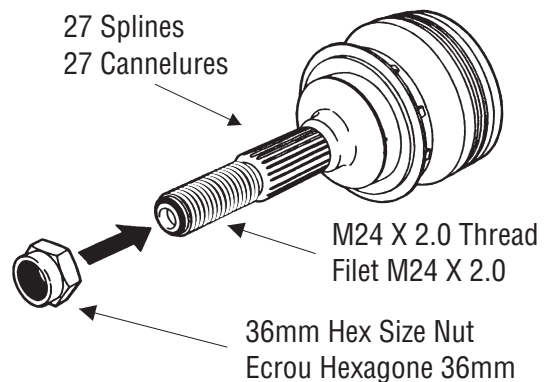
GM SPLINE IDENTIFICATION

IDENTIFICATION DES CANNELURES DE GM

33 Splines
33 Cannelures



27 Splines
27 Cannelures



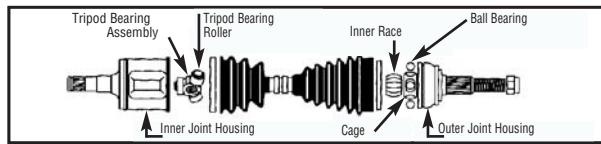
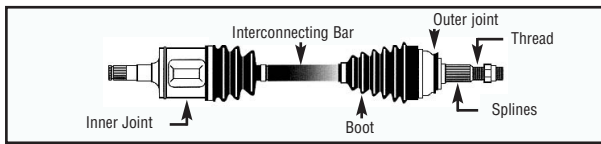
Note: To determine the type of brakes on 1983-1988 GM 'A' Body Cars look at the spindle threads on the outer CV joints. Light Duty Brakes have a thread of 20mm in diameter while the Heavy Duty Brakes have a 24mm thread. The drawing above also shows the nut sizes in case there is any confusion.

Note: Pour identifier le genre de freins utilisé sur la série 'A' de GM des années 1983-1988, inspecter les filets de l'essieu. Un filet de 20mm est utilisé avec les freins réguliers et un filet de 24mm avec les freins de service intense. Le schéma illustre aussi la dimension de l'écrou.

Core Credit Policy

Cores must be returned in a condition suitable for remanufacturing. They should not be tampered with or disassembled. It is therefore important to inspect the cores for damage or missing components before issuing a credit to your customer. If cores are not in a condition suitable for remanufacturing, they will be credited in accordance with this chart:

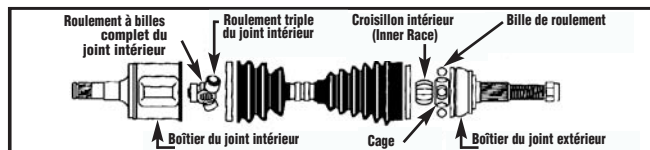
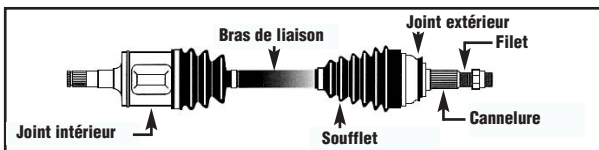
	<u>Credit Value</u>
Complete undamaged unit	100% of core value
Disassembled shaft with missing inner race	80% of core value
Missing or damaged outer joint	80% of core value
Disassembled shaft with missing tripod bearing roller(s)	75% of core value
Bent inter-connecting bar	70% of core value
Disassembled shaft with missing tripod bearing assembly	50% of core value



POLITIQUE DE CRÉDIT D'ORGANES

Les organes (cores) doivent être retournés dans une condition permettant le réusinage. Ils ne doivent pas avoir été modifiés ou désassemblés. Il est donc important, et ce, avant d'accepter des organes de votre client, d'effectuer une vérification de ceux-ci afin de s'assurer qu'il n'y ait pas de dommages extérieurs apparents et de pièces manquantes. S'il advenait que l'organe ne soit pas dans une condition propre au réusinage, il vous sera crédité de façon partielle suivant les directives énumérées ci-dessous :

	<u>Valeur du crédit</u>
Unité complète non endommagée	100% de la valeur de l'organe
Croisillon intérieur (inner race) du joint extérieur manquant seulement	80% de la valeur de l'organe
Joint extérieur manquant, brisé et/ou endommagé	80% de la valeur de l'organe
Rouleau(x) de joint intérieur manquant(s)	75% de la valeur de l'organe
Bras de liaison plié	70% de la valeur de l'organe
Roulement à billes complet du joint intérieur manquant	50% de la valeur de l'organe
Joint intérieur manquant ou sérieusement endommagé	25% de la valeur de l'organe



Accessories


Accessoires

Boot Clamps

Bandes de Soufflets



“Crimp” type clamp.
Bande de type “crimp”



“Band-it” type clamp.
Bande de type “band-it”

Clamp Assortment

Assortiment de Bandes

Part no: No de pièce	Dimension Dimension	Part no: No de pièce	Dimension Dimension
B30	30 mm	B86	86 mm
B35	34,6 mm	B92	92 mm
B40	40 mm	B98	98 mm
B45	45 mm	B104	104 mm
B50	50 mm	B110	110 mm
B56	56 mm	B116	116 mm
B74	74 mm	B120	120 mm

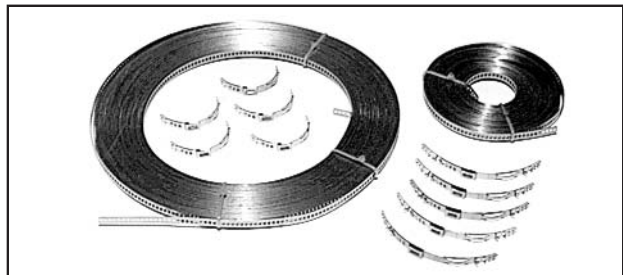
AT34 : CLAMP ASSORTMENT
14 different sizes (10 of each)
including cabinet.

AT34 : ASSORTIMENT DE BANDES
14 dimensions différentes
(10 de chaque) incluant le cabinet.



AT36 : CLAMP REPLACEMENT KIT
Contains enough pieces to make five (5) small
and five (5) large “crimp” type clamps.

ENSEMBLE DE SERVICE-BANDE
Contient toutes les composantes nécessaires
pour fabriquer cinq (5) petites et cinq (5)
grandes bandes de type “crimp”.



AT361 : Small stepless replacement ear (portion of AT36). Petite oreille de remplacement (composante du AT36).

AT362 : Large stepless replacement ear (portion of AT36). Grande oreille de remplacement (composante du AT36).

AT363 : 50 FEET STAINLESS STEEL ROLL TO MAKE CONSTANT VELOCITY BOOT CLAMPS.
Must be used with AT361 or AT362.

ROULEAU DE 50 PIEDS EN ACIER INOXYDABLE SERVANT À FABRIQUER DES BANDES DE SOUFFLETS DE CARDAN.
Doit être utilisé avec AT361 ou AT362.

AT364 : Same as AT363 but in 100 feet roll.
Même utilisation que AT363 mais en rouleau de 100 pieds.

Boot Clamps

Bandes de Soufflets

Clamp Assortment

Part no: No de pièce	Dimension Dimension
B30	30 mm
B35	35 mm
B40	40 mm
B45	45 mm
B50	50 mm
B56	56 mm
B74	74 mm
B86	86 mm
B92	92 mm
B98	98 mm
B104	104 mm

**Assortment of ten (10)
(crimp) type clamps**

Assortiment de Bandes

Part no: No de pièce	Dimension Dimension
B110	110 mm
B116	116 mm
B120	120 mm
B126	126 mm
B140	33 mm / HD for Hytrel boot
B141	34.6 mm / HD for Hytrel boot
B142	37.7 mm / HD for Hytrel boot
B143	99.5 mm / HD for Hytrel boot
B144	106.3 mm / HD for Hytrel boot
B145	115 mm / HD for Hytrel boot
B146	121.3 mm / HD for Hytrel boot

**Assortiment de dix (10)
bandes de type (crimp)**

B1000 : Ten (10) large universal boot clamps (crimp) type

Dix (10) grandes bandes de soufflets universelles de type (crimp).

B1002 : Set of twenty (20) (crimp) type universal boot clamps (ten (10) large, ten (10) short).

Ensemble de vingt (20) bandes de soufflets universelles de type (crimp) (dix (10) grandes, dix (10) petites).

B1001 : Ten (10) small universal boot clamps (crimp) type

Dix (10) petites bandes de soufflets universelles de type (crimp).

B1003 : Set of ten (10) (crimp) type universal boot clamps (five (5) large, five (5) small).

Ensemble de dix (10) bandes de soufflets universelles de type (crimp)(cinq (5) grandes, cinq (5) petites)

B20 : Ten (10) small universal boot clamps (band-it) type (width 6.35 mm, length 250 mm).

Dix (10) petites bandes de soufflets universelles de type (band-it) (largeur 6.35 mm, longueur 250 mm).

B21 : Set of twenty (20) (band-it) type universal boot clamps (ten (10) large, ten (10) small).

Ensemble de vingt (20) bandes de soufflets universelles de type (band-it) (dix (10) grandes, dix (10) petites).

B22 : Set of ten (10) (band-it) type universal boot clamps (five (5) large, five(5) small).

Ensemble de dix (10) bandes de soufflets universelles de type (band-it) (cinq (5) grandes, cinq (5) petites).

B130 : Ten (10) large universal boot clamps (band-it) type (width 6.35 mm, length 480 mm).

Dix (10) grandes bandes de soufflets universelles de type (band-it) (largeur 6.35 mm, longueur 480 mm).

Axle Nuts

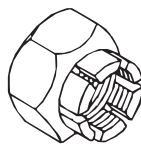
Écrous d'essieu

Each sold separately

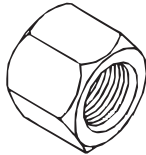
Vendus à l'unité

Part no: No de pièce	Application Application	Type Type
AT70	Honda Civic 79 and up (M22 x 1.5 THD)	C
AT71	Honda, Ford, Mazda (M22 x 1.5 THD)	SK
AT72	Acura, Honda (M24 x 1.5 THD)	SK
AT73	AMC, GM (M24 x 1.5 THD)	SL
AT74	Dodge, Hyundai, Mitsubishi (M22 x 1.5 THD)	C
AT75	GM, Suzuki (M18 x 1.5 THD)	SK
AT76	GM, Suzuki (M20 x 1.0 THD)	SK
AT77	GM, Isuzu (M20 x 1.0 THD)	C
AT78	Nissan (M22 x 1.0 THD)	SL
AT79	Nissan (M24 x 1.5 THD)	STD
AT80	Saab (M22 x 1.5 THD)	SL
AT81	Subaru (M24 x 1.5 THD)	C
AT82	Renault 5, Le Car	N
AT83	GM (M20 x 1.5 THD)	SL

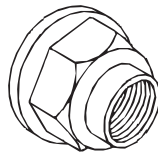
Part no: No de pièce	Application Application	Type Type
AT84	Renault, Alliance (M20 x 1.5 THD)	N
AT85	GM (M24 x 2.00 THD)	SL
AT86	Ford, Mercury (M20 x 1.50 THD)	SL
AT87	Chrysler, Dodge, Plymouth (M22 x 1.5 THD)	STD
AT88	Dodge, Plymouth (M20 x 2.50 THD)	N
AT89	Audi, VW (M20 x 1.50 THD)	SL
AT90	Audi, VW (M20 x 1.50 THD)	SL
AT91	Mazda (M22 x 1.0 THD)	SK
AT92	GM, Subaru (M18 x 1.5 THD)	C
AT93	Subaru (M20 x 1.5 THD)	C
AT94	Toyota (M19 x 1.50 THD)	STD
AT95	Toyota (M22 x 1.50 THD)	STD
AT96	Acura (M26 x 1.50 THD)	SK
AT97	GM, Chrysler (M27 x 2.0 THD)	SL



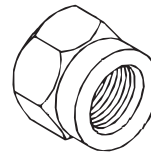
C
CASTLE



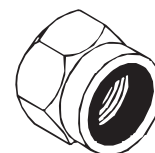
STD
STANDARD



SK
STAKED



SL
SELF LOCK



N
NYLOCK



AT100 : This assortment contains the 24 most popular axle nuts (one of each).

Cet ensemble comprend les 24 écrous d'essieu les plus populaires (un de chaque).

AT101 : This assortment contains the 12 most popular axle nuts (one of each).

Cet ensemble comprend les 12 écrous d'essieu les plus populaires (un de chaque).

AT102 : This assortment contains the 6 most popular axle nuts (one of each).

Cet ensemble comprend les 6 écrous d'essieu les plus populaires (un de chaque).

AT103 : This assortment contains the 12 most popular axle nuts (2 of each).

Cet ensemble comprend les 12 écrous d'essieu les plus populaires (2 de chaque).

Accessories

Accessoires

Snap Rings & Circlips

Anneaux de Retenue

Part no No de pièce	Qty Qte	Outer Joint Reference Référence au joint extérieur
AT41	2	Chrysler (2505, 2506)
		Toyota (8743, 8744)
AT42	2	Honda (6113)
AT43	2	Chrysler (1702), Mazda (7702, 7708)
		Nissan (3104, 3112)
		Subaru (8102), Toyota (8706)
AT44	2	GM (5516, 5530)
AT45	2	Ford (4509), GM (5522, 9451)
		Honda (6112), Nissan (3109)
		Suzuki (9853)
AT46	2	Audi (1302), Renault (6509)
AT47	2	GM (5523), Isuzu (9532)
		Mazda (7717)
		Subaru (8107, 8117)
AT48	2	Toyota (8705)
AT49	2	GM (5529)
AT50	2	Chrysler (2510)

Part no No de pièce	Qty Qte	Outer Joint Reference Référence au joint extérieur
AT50	2	Mazda (7701)
		Honda (6102, 5, 7, 8, 9, 10, 11, 14)
		Subaru (8103, 8105)
		Toyota (8701)
AT51	2	Chrysler (2513) GM (5502, 8, 14, 18)
AT52	2	GM (5501, 3, 5, 7, 10, 11, 12, 17, 19, 21)
AT53	2	Chrysler (2512), Nissan (3102, 3103)
AT54	2	Chrysler (2507) ACI design
AT55	2	Chrysler (2508, 2509) Nissan (3106)
AT56	2	AMC (1101)
AT57	2	Audi, VW (1301, 7101, 2, 4, 5)
AT58	2	AMC (1103), Ford (4502, 5, 6)
AT59	2	Chrysler (2501, 2, 3, 4, 11, 14, 16)
		Honda (6103, 4, 6, 16, 21)
AT60	40	Two (2) of each type
		Deux (2) de chaque sorte
AT61	2	Ford (4504, 8, 17) AMC (1103, 05)

Pinch Bolts and Nuts

Boulons et écrous



- AT605 / M10 x 1.5mm Audi, Volkswagen 78-87
Buick, Chevrolet, Oldsmobile,
Pontiac 80-89
Chrysler, Dodge, Plymouth 80-83
- AT606 / M12 x 1.5mm Chrysler, Dodge, Plymouth 84-89
- AT607 / M10 x 1.5mm Ford, Mercury 81-91
- AT609 : Bolt (8mm, 12 points head)
German cross groove joints
- Boulon (8 mm avec tête à 12 points)
pour applications allemandes

Miscellaneous

Divers




- HP90/ : Ten (10) tubes of high performance
HP120 grease. (90 g/120 g)
- Dix (10) tubes de graisse de qualité
supérieure résistante à haute
température. (90 g/120 g)
- HP2500 : High performance grease. (2.5 kg)
- Graisse de qualité supérieure
résistante à haute température. (2.5 kg)
- HP5000 : High performance grease. (5 kg)
- Graisse de qualité supérieure
résistante à haute température. (5 kg)

Tools

Outils




AT341 : CLAMP TOOL FOR "BAND-IT" TYPE CLAMPS
OUTIL D'INSTALLATION POUR BANDES DE TYPE "BAND-IT"



AT500 : CLAMP PLIERS (MEDIUM DUTY)
Used to compress the retaining "crimp" type clamp on the boot.

PINCES À BANDE (SERVICE INTERMÉDIAIRE)
Utilisées pour serrer la bande de type "crimp" sur le soufflet.



AT502 : CLAMP PLIERS (HEAVY DUTY)
Used to compress the retaining "crimp" type clamp on the boot.
Designed to be used with breaker bar and torque wrench.

PINCES À BANDE (SERVICE INTENSE)
Utilisées pour serrer la bande de type "crimp" sur le soufflet.
Conçues pour être utilisées avec une clé dynamométrique et une barre de force.



AT503 : HEAVY DUTY CLAMP TOOL FOR "BAND-IT" TYPE CLAMPS

OUTIL D'INSTALLATION POUR BANDES DE TYPE "BAND-IT" SERVICE INTENSE



AT505 : CV JOINTS DRIVER SET
Tools used to remove outer joints on Japanese vehicles.


ENSEMBLE D'OUTILS POUR JOINTS HOMOCINÉTIQUES
Outils recommandés pour la dépose des joints extérieurs installés sur les véhicules japonais.



AT506 : RETAINING RINGS EXPANDER
Used on CV joints where a retaining ring is used.

EXTENSEUR POUR ANNEAUX DE RETENUE
Utilisé pour le démontage de l'anneau de retenue du joint homocinétique.

Tools



AT507 : CV JOINTS REMOVAL TOOL

Fits slide hammers with 5/8" x 18 THD .

OUTIL DE DÉMONTAGE DE JOINTS HOMOCINÉTIQUES

Utilisé avec un marteau à glissière 5/8" x 18 filets.

AT508 : Same as AT507 but 3/4" x 16 THD .

Même utilisation que AT507 mais 3/4" x 16 filets.




AT511 : FORD FRONT AXLE SHAFTS INSTALLER

Used to pull CV joint into the hub on Ford vehicles (use AT513 for removal).

OUTIL D'INSTALLATION DE CARDANS HOMOCINÉTIQUES POUR VÉHICULES FORD

Utilisé pour la pose du joint homocinétique dans le moyeu de roue (pour la dépose du joint, utiliser AT513).



AT509 : CLAMP PLIERS FOR GM (SUPER HEAVY DUTY)


Used to compress the retaining heavy duty "crimp" type clamp on a hytrel boot.

Designed to be used with breaker bar and torque wrench.

PINCES À BANDE POUR GM (SERVICE TRÈS INTENSE)

Utilisées pour serrer la bande à service intense de type "crimp" sur le soufflet hytrel.

Conçues pour être utilisées avec une clé dynamométrique ainsi qu'une barre de force.



AT512 : SUBARU FRONT AXLE SHAFTS INSTALLER

Used with AT511 to pull CV joint into the hub on Subaru vehicles.

OUTIL D'INSTALLATION DE CARDANS HOMOCINÉTIQUES SUBARU

Cet outil est utilisé avec le AT511 pour la pose du joint homocinétique dans le moyeu de roue pour les véhicules Subaru.




AT513 : CV JOINTS REMOVER TOOL

To remove outer CV joint from wheel hub.

OUTIL DE DÉPOSE DE JOINTS HOMOCINÉTIQUES

Utilisé pour la dépose du joint homocinétique extérieur du moyeu de roue.



AT515 : INNER CV JOINT REMOVER

To remove inner CV joint from transaxle.

OUTIL DE DÉPOSE DU JOINT HOMOCINÉTIQUE INTÉRIEUR

Utilisé pour la dépose du joint homocinétique intérieur de la transmission.

TECHNICAL NOTES

- 1) All replacement CV drive shafts should be compared visually with the original unit to make sure it is the correct replacement. The overall compressed or extended length of both units may not vary more than 1/8 of an inch. Outboard and inboard CV joint housing on both units must have the same configuration for number of splines, diameter, length and sealing surface.
- 2) Never use an impact wrench to re-install the axle nut. Always re-tighten the axle nut with a torque wrench to manufacturer's specifications (**See torque specifications on page 141**)
- 3) If drive axle shaft failure was due to the interconnecting shaft pulling out of the inboard CV joint housing, check for : worn, cracked, broken motor and/or transaxle mounts or if vehicle has experienced any front structural damage. Replace all defective mounts and perform the "**drive shaft positioning procedure**" (recommended by Chrysler) by making sure the engine is properly aligned. Improper engine and/or transaxle alignment will cause drive shaft length to vary forcing shaft separation. Two (2) degrees off at mount could make length of drive shaft one (1) inch off at wheel.
- 4) For GM four (4) wheel drive applications which use DX529AB boot kit, we recommend that you use the "band-it" type clamp in order to ensure the proper retention and more secure tightness of the boot on the outer CV joint. **Mevotech recommends the use of tool AT341 or AT503 to install the "band-it" clamp. (See details on page IX and XIII)**
- 5) For time saving, we recommend that you use the tool **AT505**. This tool kit lets you service outer CV joint boots on Japanese vehicles (Honda, Hyundai, Mazda), by allowing easy removal of the outer CV joint from the interconnecting shaft for boot removal and installation.
- 6) **AT511** allows proper installation of constant velocity driveshafts that are interference fit into the front hub on Escort, Lynx, Tempo, Topaz, Taurus and Sable cars. (**See details on page XIV**)
- 7) **AT512** is a real time saver when servicing front CV drive shafts on 1980 current Subaru (DC - DL - CL, Impreza, Legacy) front shafts. (**See details on page XIV**)

NOTES TECHNIQUES

- 1) Pour s'assurer que le cardan homocinétique de remplacement soit identique à l'original, il est important de toujours effectuer une inspection visuelle des deux (2) cardans. La longueur totale (en compression et étirement) ne doit pas varier de plus de 1/8 de pouce sur les deux (2) cardans. De plus, les joints homocinétiques extérieurs et intérieurs des deux (2) cardans doivent avoir la même configuration (nombre de cannelures, diamètre, longueur ainsi que la surface du sceau d'étanchéité).
- 2) Ne pas utiliser une clé à pression d'air pour serrer l'écrou d'essieu; toujours utiliser une clé dynamométrique pour resserrer l'écrou d'essieu aux spécifications du fabricant. (**Voir spécifications de couple de serrage à la page 141**)
- 3) Si la défectuosité du cardan est attribuable à la séparation du joint homocinétique intérieur de l'arbre central, veuillez vérifier si les supports du moteur et/ou de la transmission ne sont pas usés, fêlés, brisés ou si la structure avant du véhicule n'a pas subi de dommages. Remplacer tous les supports défectueux et vous assurer que le moteur est correctement aligné en exécutant la procédure d' "**alignement des cardans**" (recommandée par Chrysler). Un mauvais alignement du moteur et/ou de la transmission peut engendrer la séparation du cardan. Par exemple, le cardan homocinétique sera trop court d'un (1) pouce s'il y a un désalignement du moteur et/ou de la transmission de deux (2) degrés.
- 4) Pour les applications de véhicules quatre (4) roues motrices GM nécessitant l'utilisation de l'ensemble de soufflet DX529AB, nous vous recommandons l'utilisation de la bande de soufflet de type "band-it" pour assurer une rétention et un serrage accru du soufflet sur le joint homocinétique extérieur. **Mevotech recommande l'utilisation de l'outil AT341 ou AT503 pour l'installation des bandes de type "band-it". (Voir les détails aux pages IX et XIII)**
- 5) L'utilisation de l'outil **AT505** est recommandée pour une économie de temps. Cet ensemble d'outils vous permet de remplacer le soufflet du joint homocinétique extérieur sur les véhicules japonais (Honda, Hyundai, Mazda) en facilitant la séparation du joint homocinétique de l'arbre central pour permettre le remplacement du soufflet.
- 6) L'outil **AT511** permet une installation adéquate des cardans homocinétiques sur les véhicules Escort, Lynx, Tempo, Topaz, Taurus et Sable. (**Voir détails à la page XIV**)
- 7) Avec l'outil **AT512**, vous économiserez un temps précieux lors du remplacement des cardans homocinétiques avant sur véhicules Subaru de 1980 à aujourd'hui (DC - DL - GL, Impreza, Legacy cardans avant). (**Voir les détails à la page XIV**)

Main listing / Liste principale

Lista principale

GUIDE TO PROPER USAGE OF THIS CATALOGUE RENSEIGNEMENTS POUR UNE UTILISATION EFFICACE DU CATALOGUE

Following, please find a selection of the products available along with prefixes and suffixes :

Boot kits	as:	<ul style="list-style-type: none"> • neoprene boot • Hytrel boot (shaded numbers only) 	=> BK or DX => DX only as the prefix «H» as the suffix.
-----------	-----	--	---

When the numeric portion of two (2) part numbers is identical, it indicates that they use the same joint (for cv joint kits) or the same boot (for boot kits). However, there may be differences relative to the components which are identified by an alpha suffix as follows :

Constant Velocity Shafts	S	=>	special sleeve		
Constant Velocity Outboard Joints	A	=>	boot	X, Y, Z	=> ABS ring
	B	=>	dust shield	AX	=> boot and ABS ring
	L	=>	driver side	BX	=> dust shield and ABS ring
	R	=>	passenger side		
Boot kits	A	=>	circlip	AB	=> circlip and clamp
	B	=>	clamp		

Vous trouverez ci-dessous la signification des préfixes et des suffixes de nos différents produits disponibles.

Ensembles de soufflets pour cardans homocinétiques		• avec un soufflet en neoprene	=> BK ou DX
		• avec un soufflet Hytrel (numéros ombrés seulement)	=> préfixe DX seulement et suffixe «H»

Lorsque la partie numérique de deux (2) ensembles de pièces est identique, cela signifie que le joint (dans le cas des ensembles de joints homocinétiques) ou le soufflet (dans le cas des ensembles de soufflets) est le même. Toutefois, il peut y avoir certaines différences en ce qui concerne les composantes qui sont identifiées par des suffixes dont la signification est la suivante :

Cardans homocinétiques	S	=>	manchon spécial		
Joints homocinétiques extérieurs	A	=>	soufflet	X, Y, Z	=> Anneau ABS
	B	=>	cache-poussière	AX	=> soufflet et anneau ABS
	L	=>	côté conducteur	BX	=> cache-poussière et anneau ABS
	R	=>	côté passager		
Ensembles de soufflets pour cardans homocinétiques	A	=>	anneau de retenue	AB	=> anneau de retenue et bande
	B	=>	bande		

Year Année Ano	Engine	Application Applicacion	Side Coté Lado	Reman CV Shaft Cardan réusiné Cardanica resinada	CV Shaft w/New Outer Joint Cardan avec Joint Ext. Neuf	Reman Outer Joint & Boot Joint Ext. réusiné & Soufflet	Outer Boot Kit Ensemble Soufflet Extérieur Juegos de bota exterior	Inner Boot Kit Ensemble Soufflet Intérieur Juegos de bota Interior
ACURA								
CL								
2002-01	3.2L		D	CV8450				
	3.2L		P	CV8451				
1999-98	2.3L	AT	D	CV6302	CVX6302	CV6123X	BK DX625	BK DX610
	2.3L	AT	P	CV6303	CVX6303	CV6123X	BK DX625	BK DX610
	2.3L	MT	D	CV6305	CVX6305	CV6123X	BK DX625	BK DX610
	2.3L	MT	P	CV6303	CVX6303	CV6123X	BK DX625	BK DX610
1999-97	3.0L	AT	D	CV6308	CVX6308	CV6123X	BK DX625	BK DX610
	3.0L	AT	P	CV6309	CVX6309	CV6123X	BK DX625	BK DX610
1997	2.2L	AT	D	CV6302	CVX6302	CV6123X	BK DX625	BK DX610
	2.2L	AT	P	CV6303	CVX6303	CV6123X	BK DX625	BK DX610
	2.2L	MT	D	CV6305	CVX6305	CV6123X	BK DX625	BK DX610
	2.2L	MT	P	CV6303	CVX6303	CV6123X	BK DX625	BK DX610
EL								
2001	1.6L	AT w/ ABS	D	CV6351				
	1.6L	AT w/ ABS	P	CV6352				
	1.6L	AT w/o ABS	D	CV6349				
	1.6L	AT w/o ABS	P	CV6350				
	1.6L	MT w/ ABS	D	CV6355				
	1.6L	MT w/ ABS	P	CV6356				
	1.6L	MT w/o ABS	D	CV6353				
	1.6L	MT w/o ABS	P	CV6354				
2000-99	1.6L	w/ ABS	D	CV6310	CVX6310	CV6128X	BK DX627	BK DX630
	1.6L	w/ ABS	P	CV6311	CVX6311	CV6128X	BK DX627	BK DX630
	1.6L	w/o ABS	D	CV6094	CVX6094	CV6128	BK DX627	BK DX630
	1.6L	w/o ABS	P	CV6095	CVX6095	CV6128	BK DX627	BK DX630
1998-97	1.6L	w/ ABS	D	CV6310	CVX6310	CV6128X	BK DX627	BK DX626
	1.6L	w/ ABS	P	CV6311	CVX6311	CV6128X	BK DX627	BK DX626
	1.6L	w/o ABS	D	CV6094	CVX6094	CV6128	BK DX627	BK DX626
	1.6L	w/o ABS	P	CV6095	CVX6095	CV6128	BK DX627	BK DX626
INTEGRA								
2001-94	1.8L	w/ ABS	D	CV8429	CVX8429	CV6116X	BK DX624	BK DX610
	1.8L	w/ ABS	P	CV8407	CVX8407	CV6116X	BK DX624	BK DX610
	1.8L	w/o ABS	D	CV8425	CVX8425	CV6116	BK DX624	BK DX610
	1.8L	w/o ABS	P	CV8411	CVX8411	CV6116	BK DX624	BK DX610
1993-92	1.7L	w/ ABS	D	CV8406	CVX8406	CV6116X	BK DX624	BK DX610
	1.7L	w/ ABS	P	CV8407	CVX8407	CV6116X	BK DX624	BK DX610
	1.7L	w/o ABS	D	CV8410	CVX8410	CV6116	BK DX624	BK DX610
	1.7L	w/o ABS	P	CV8411	CVX8411	CV6116	BK DX624	BK DX610
1993-90	1.8L	w/ ABS	D	CV8406	CVX8406	CV6116X	BK DX624	BK DX610
	1.8L	w/ ABS	P	CV8407	CVX8407	CV6116X	BK DX624	BK DX610
	1.8L	w/o ABS	D	CV8410	CVX8410	CV6116	BK DX624	BK DX610
	1.8L	w/o ABS	P	CV8411	CVX8411	CV6116	BK DX624	BK DX610
1989-86	1.6L		D	CV8401	CVX8401	CV6103R	BK DX624	BK DX610
	1.6L		P	CV8402	CVX8402	CV6103R	BK DX624	BK DX610
LEGEND								
1995-91	3.2L		D	CV8418	CVX8418	CV6125	BK DX611	BK DX612
	3.2L		P	CV8419	CVX8419	CV6125	BK DX611	BK DX612
1990-89	2.7L	w/ ABS	D	CV8408	CVX8408	CV6117X	BK DX625	BK DX606
	2.7L	w/ ABS	P	CV8409	CVX8409	CV6117X	BK DX625	BK DX606
	2.7L	w/o ABS	D	CV8403	CVX8403	CV6117	BK DX625	BK DX606

ACURA (cont.)

Year Année Ano	Engine	Application Aplicacion	Side Coté Lado	Reman CV Shaft Cardan réusiné Cardanica resinada	CV Shaft w/New Outer Joint Cardan avec Joint Ext. Neuf	Reman Outer Joint & Boot Joint Ext. réusiné & Soufflet	Outer Boot Kit Ensemble Soufflet Extérieur Juegos de bota exterior	Inner Boot Kit Ensemble Soufflet Intérieur Juegos de bota Interior
ACURA (Cont'd)								
LEGEND (Cont'd)								
1990-89	2.7L	w/o ABS	P	CV8416	CVX8416	CV6117	BK DX625	BK DX606
1988-87	2.7L	w/ ABS	D	CV8408	CVX8408	CV6117X	BK DX625	BK DX606
	2.7L	w/ ABS	P	CV8408	CVX8408	CV6117X	BK DX625	BK DX606
	2.7L	w/o ABS	D	CV8403	CVX8403	CV6117	BK DX625	BK DX606
	2.7L	w/o ABS	P	CV8403	CVX8403	CV6117	BK DX625	BK DX606
1987-86	2.5L	w/ ABS	D	CV8408	CVX8408	CV6117X	BK DX625	BK DX606
	2.5L	w/ ABS	P	CV8408	CVX8408	CV6117X	BK DX625	BK DX606
	2.5L	w/o ABS	D	CV8403	CVX8403	CV6117	BK DX625	BK DX606
	2.5L	w/o ABS	P	CV8403	CVX8403	CV6117	BK DX625	BK DX606
MDX								
2002-01	3.5L		D	CV8452				
	3.5L		P	CV8453				
NSX								
2001-97	3.2L	AT	D	CV8420		CV6126X	BK DX613	BK DX614
	3.2L	AT	P	CV8421		CV6126X	BK DX613	BK DX614
	3.2L	MT	D	CV8422		CV6126X	BK DX613	BK DX614
	3.2L	MT	P	CV8421		CV6126X	BK DX613	BK DX614
2001-91	3.0L	AT	D	CV8420		CV6126X	BK DX613	BK DX614
	3.0L	AT	P	CV8421		CV6126X	BK DX613	BK DX614
	3.0L	MT	D	CV8422		CV6126X	BK DX613	BK DX614
	3.0L	MT	P	CV8421		CV6126X	BK DX613	BK DX614
RL								
2002-99	3.5L		D	CV8444			BK DX625	
	3.5L		P	CV8445			BK DX625	
1998-96	3.5L		D	CV8435	CVX8435		BK DX625	BK DX764
	3.5L		P	CV8436	CVX8436		BK DX625	BK DX764
RSX								
2002	2.0L	exc. Type-S w/ABS	D	CV8454				
	2.0L	exc. Type-S w/ABS	P	CV8455				
	2.0L	exc. Type-S w/o ABS	D	CV8458				
	2.0L	exc. Type-S w/o ABS	P	CV8459				
	2.0L	Type-S	D	CV8456				
	2.0L	Type-S	P	CV8457				
SLX								
1999-98	3.5L		D	CV9525			BK DX386	BK DX306
	3.5L		P	CV9525			BK DX386	BK DX306
1997-96	3.2L		D	CV9525			BK DX386	BK DX306
	3.2L		P	CV9525			BK DX386	BK DX306
TL								
2002-00	3.2L		D	CV8446				
	3.2L		P	CV8447				
1999	3.2L		D	CV8448				
	3.2L		P	CV8449				
1998-96	3.2L		D	CV8435	CVX8435		BK DX625	BK DX764
	3.2L		P	CV8436	CVX8436		BK DX625	BK DX764
1998-95	2.5L		D	CV8433	CVX8433	CV6133	BK DX625	BK DX610
	2.5L		P	CV8434	CVX8434	CV6133	BK DX625	BK DX610
VIGOR								
1994-92	2.5L		D	CV8423		CV6127	BK DX625	BK DX606

ACURA (cont.)

Year Année Ano	Engine	Application Aplicacion	Side Coté Lado	Reman CV Shaft Cardan réusiné Cardanica resinada	CV Shaft w/New Outer Joint Cardan avec Joint Ext. Neuf	Reman Outer Joint & Boot Joint Ext. réusiné & Soufflet	Outer Boot Kit Ensemble Soufflet Extérieur Juegos de bota exterior	Inner Boot Kit Ensemble Soufflet Intérieur Juegos de bota Interior
ACURA (Cont'd)								
VIGOR (Cont'd)								
1994-92	2.5L		P	CV8424		CV6127	BK DX625	BK DX606
AMC								
EAGLE								
1988-84	4.2L		D	CV1002		CV1102	BK DX104	BK DX102
	4.2L		P	CV1002		CV1102	BK DX104	BK DX102
1984-81	2.5L		D	CV1002		CV1101	BK DX101	BK DX103
	2.5L		P	CV1002		CV1101	BK DX101	BK DX103
1983-80	4.2L		D	CV1002		CV1101	BK DX101	BK DX102
	4.2L		P	CV1002		CV1101	BK DX101	BK DX102
AMERICAN MOTORS								
EAGLE								
1983	2.5L		D	CV1002		CV1101	BK DX101	BK DX103
	2.5L		P	CV1002		CV1101	BK DX101	BK DX103
	4.2L		D	CV1002		CV1101	BK DX101	BK DX102
	4.2L		P	CV1002		CV1101	BK DX101	BK DX102
ASUNA								
GT								
1993	1.6L	AT	D	CV5190		CV5533	BK DX521	BK DX522
	1.6L	AT	P	CV5191		CV5533	BK DX521	BK DX543
	1.6L	MT	D	CV5188		CV5533	BK DX521	BK DX543
	1.6L	MT	P	CV5189		CV5533	BK DX521	BK DX543
SE								
1993	1.6L	AT	D	CV5190		CV5533	BK DX521	BK DX522
	1.6L	AT	P	CV5191		CV5533	BK DX521	BK DX543
	1.6L	MT	D	CV5188		CV5533	BK DX521	BK DX543
	1.6L	MT	P	CV5189		CV5533	BK DX521	BK DX543
SUNFIRE								
1993	1.8L	DOHC AT	D	CV9509		CV9530	BK DX307	BK DX768
	1.8L	DOHC AT	P	CV9508		CV9528	BK DX307	BK DX218
	1.8L	DOHC MT	D	CV9509		CV9530	BK DX307	BK DX768
	1.8L	DOHC MT	P	CV9510		CV9530	BK DX307	BK DX218
SUNRUNNER								
1995-92	1.6L		D	CV9803		CV9852	BK DX373	BK DX762
	1.6L		P	CV9804		CV9852	BK DX373	BK DX762
AUDI								
100								
1994-93	2.8L	FWD AT	D	CV1462		CV1324X	BK DX735	BK DX221
	2.8L	FWD AT	P	CV1463		CV1324X	BK DX735	BK DX221
1994-92	2.8L	FWD MT	D	CV1464		CV1324X	BK DX735	BK DX221
	2.8L	FWD MT	P	CV1465		CV1324X	BK DX735	BK DX221
1992	2.8L	FWD AT	D	CV1466		CV1324X	BK DX735	BK DX221
	2.8L	FWD AT	P	CV1467		CV1324X	BK DX735	BK DX221
1991-89	2.3L	FWD AT w/ ABS	D	CV1267		CV1302Y	BK DX701	BK DX715
	2.3L	FWD AT w/ ABS	P	CV1268		CV1302Y	BK DX701	BK DX715
	2.3L	FWD AT w/o ABS	D	CV1212		CV1302	BK DX701	BK DX715
	2.3L	FWD AT w/o ABS	P	CV1213		CV1302	BK DX701	BK DX715
	2.3L	FWD MT w/ ABS	D	CV1271		CV1302Y	BK DX701	BK DX715
	2.3L	FWD MT w/ ABS	P	CV1271		CV1302Y	BK DX701	BK DX715

AUDI (cont.)

Year Année Ano	Engine	Application Applicacion	Side Coté Lado	Reman CV Shaft Cardan réusiné Cardanica resinada	CV Shaft w/New Outer Joint Cardan avec Joint Ext. Neuf	Reman Outer Joint & Boot Joint Ext. réusiné & Soufflet	Outer Boot Kit Ensemble Soufflet Extérieur Juegos de bota exterior	Inner Boot Kit Ensemble Soufflet Intérieur Juegos de bota Interior
AUDI (Cont'd)								
100 (Cont'd)								
1991-89	2.3L	FWD MT w/o ABS	D	CV1214		CV1302	BK DX701	BK DX715
	2.3L	FWD MT w/o ABS	P	CV1214		CV1302	BK DX701	BK DX715
100 QUATTRO								
1994-92	2.8L	Front AWD AT	D	CV1454		CV1324X	BK DX735	BK DX221
	2.8L	Front AWD AT	P	CV1455		CV1324X	BK DX735	BK DX221
	2.8L	Front AWD MT	D	CV1456		CV1324X	BK DX735	BK DX221
	2.8L	Front AWD MT	P	CV1457		CV1324X	BK DX735	BK DX221
	2.8L	Rear AWD	D	CV1222		CV1325X	BK DX124	BK DX715
	2.8L	Rear AWD	P	CV1222		CV1325X	BK DX124	BK DX715
1991-89	2.3L	Front AWD	D	CV1271		CV1302Y	BK DX701	BK DX715
	2.3L	Front AWD	P	CV1271		CV1302Y	BK DX701	BK DX715
	2.3L	Rear AWD	D	CV1283		CV1312	BK DX701	BK DX715
	2.3L	Rear AWD	P	CV1283		CV1312	BK DX701	BK DX715
100 SERIES								
1977-75	1.9L	FWD AT	D	CV1275		CV1302	BK DX701	BK DX123
	1.9L	FWD AT	P	CV1276		CV1302	BK DX701	BK DX123
	1.9L	FWD MT	D	CV1277		CV1302	BK DX701	BK DX123
	1.9L	FWD MT	P	CV1277		CV1302	BK DX701	BK DX123
1974-72	1.9L	FWD	D	CV1280		CV1314	BK DX701	BK DX711
	1.9L	FWD	P	CV1280		CV1314	BK DX701	BK DX711
1971	1.8L	FWD	D	CV1280		CV1314	BK DX701	BK DX711
	1.8L	FWD	P	CV1280		CV1314	BK DX701	BK DX711
200								
1991-89	2.2L	Front AT	D	CV1284		CV1303Y	BK DX124	BK DX715
	2.2L	Front AT	P	CV1285		CV1303Y	BK DX124	BK DX715
	2.2L	Front MT	D	CV1286		CV1303Y	BK DX124	BK DX715
	2.2L	Front MT	P	CV1286		CV1303Y	BK DX124	BK DX715
	2.2L	Rear	D	CV1283		CV1312	BK DX124	BK DX715
	2.2L	Rear	P	CV1283		CV1312	BK DX124	BK DX715
200 QUATTRO								
1991-89	2.2L	Front AT	D	CV1284		CV1303Y	BK DX124	BK DX715
	2.2L	Front AT	P	CV1285		CV1303Y	BK DX124	BK DX715
	2.2L	Front MT	D	CV1286		CV1303Y	BK DX124	BK DX715
	2.2L	Front MT	P	CV1286		CV1303Y	BK DX124	BK DX715
	2.2L	Rear	D	CV1283		CV1312	BK DX124	BK DX715
	2.2L	Rear	P	CV1283		CV1312	BK DX124	BK DX715
4000								
1983	2.2L	FWD AT From 81-D-077-974	D	CV1201		CV1301	BK DX701	BK DX714
	2.2L	FWD AT From 81-D-077-974	P	CV1202		CV1301	BK DX701	BK DX714
	2.2L	FWD MT From 81-D-077-974	D	CV1203		CV1301	BK DX701	BK DX714
	2.2L	FWD MT From 81-D-077-974	P	CV1204		CV1301	BK DX701	BK DX714
1983-81	1.7L	FWD AT To 89-D-077-971	D	CV1209		CV7105	BK DX702	BK DX402
	1.7L	FWD AT To 89-D-077-971	P	CV1210		CV7105	BK DX702	BK DX402
	1.7L	FWD MT To 89-D-077-971	D	CV1232		CV7105	BK DX702	BK DX402
	1.7L	FWD MT To 89-D-077-971	P	CV1232		CV7105	BK DX702	BK DX402
1983-80	1.6L	FWD AT To 89-D-077-971	D	CV1209		CV7105	BK DX702	BK DX402
	1.6L	FWD AT To 89-D-077-971	P	CV1210		CV7105	BK DX702	BK DX402
	1.6L	FWD MT To 89-D-077-971	D	CV1232		CV7105	BK DX702	BK DX402
	1.6L	FWD MT To 89-D-077-971	P	CV1232		CV7105	BK DX702	BK DX402

Year Année Ano	Engine	Application Aplicacion	Side Coté Lado	Reman CV Shaft Cardan réusiné Cardanica resinada	CV Shaft w/New Outer Joint Cardan avec Joint Ext. Neuf	Reman Outer Joint & Boot Joint Ext. réusiné & Soufflet	Outer Boot Kit Ensemble Soufflet Extérieur Juegos de bota exterior	Inner Boot Kit Ensemble Soufflet Intérieur Juegos de bota Interior
AUDI (Cont'd)								
4000 (Cont'd)								
1982-80	2.2L	FWD AT To 81-D-077-973	D	CV1205		CV7105	BK DX702	BK DX402
	2.2L	FWD AT To 81-D-077-973	P	CV1206		CV7105	BK DX702	BK DX402
	2.2L	FWD MT To 81-D-077-973	D	CV1207		CV7105	BK DX702	BK DX402
	2.2L	FWD MT To 81-D-077-973	P	CV1208		CV7105	BK DX702	BK DX402
4000CS QUATTRO								
1987-86	2.2L	Front AWD AT	D	CV1450		CV1301	BK DX701	BK DX714
	2.2L	Front AWD AT	P	CV1451		CV1301	BK DX701	BK DX714
	2.2L	Front AWD MT	D	CV1203		CV1301	BK DX701	BK DX714
	2.2L	Front AWD MT	P	CV1298		CV1301	BK DX701	BK DX714
	2.2L	Rear AWD	D	CV1452		CV1302	BK DX701	BK DX714
	2.2L	Rear AWD	P	CV1453		CV1302	BK DX701	BK DX714
4000S								
1987-85	1.8L	FWD AT From 89-D-077-972	D	CV1450		CV1301	BK DX701	BK DX714
	1.8L	FWD AT From 89-D-077-972	P	CV1451		CV1301	BK DX701	BK DX714
	1.8L	FWD MT From 89-D-077-972	D	CV1203		CV1301	BK DX701	BK DX714
	1.8L	FWD MT From 89-D-077-972	P	CV1298		CV1301	BK DX701	BK DX714
1987-84	2.2L	FWD AT From 81-D-077-974	D	CV1201		CV1301	BK DX701	BK DX714
	2.2L	FWD AT From 81-D-077-974	P	CV1202		CV1301	BK DX701	BK DX714
	2.2L	FWD MT From 81-D-077-974	D	CV1203		CV1301	BK DX701	BK DX714
	2.2L	FWD MT From 81-D-077-974	P	CV1204		CV1301	BK DX701	BK DX714
1985-84	1.8L	FWD AT To 89-D-077-971	D	CV1209		CV7105	BK DX702	BK DX402
	1.8L	FWD AT To 89-D-077-971	P	CV1210		CV7105	BK DX702	BK DX402
	1.8L	FWD MT To 89-D-077-971	D	CV1232		CV7105	BK DX702	BK DX402
	1.8L	FWD MT To 89-D-077-971	P	CV1232		CV7105	BK DX702	BK DX402
4000S QUATTRO								
1985-84	2.2L	Front AWD AT	D	CV1450		CV1301	BK DX701	BK DX714
	2.2L	Front AWD AT	P	CV1451		CV1301	BK DX701	BK DX714
	2.2L	Front AWD MT	D	CV1203		CV1301	BK DX701	BK DX714
	2.2L	Front AWD MT	P	CV1298		CV1301	BK DX701	BK DX714
	2.2L	Rear AWD	D	CV1452		CV1302	BK DX701	BK DX714
	2.2L	Rear AWD	P	CV1453		CV1302	BK DX701	BK DX714
5000								
1988-87	2.3L	FWD AT w/o Turbo w/ ABS	D	CV1224		CV1302X	BK DX701	BK DX715
	2.3L	FWD AT w/o Turbo w/ ABS	P	CV1225		CV1302X	BK DX701	BK DX715
	2.3L	FWD AT w/o Turbo w/o ABS	D	CV1212		CV1302	BK DX701	BK DX715
	2.3L	FWD AT w/o Turbo w/o ABS	P	CV1213		CV1302	BK DX701	BK DX715
	2.3L	FWD MT w/o Turbo w/ ABS	D	CV1223		CV1302X	BK DX701	BK DX715
	2.3L	FWD MT w/o Turbo w/ ABS	P	CV1223		CV1302X	BK DX701	BK DX715
	2.3L	FWD MT w/o Turbo w/o ABS	D	CV1214		CV1302	BK DX701	BK DX715
	2.3L	FWD MT w/o Turbo w/o ABS	P	CV1214		CV1302	BK DX701	BK DX715
1988-80	2.2L	FWD AT w/Turbo w/ ABS	D	CV1226		CV1303X	BK DX124	BK DX715
	2.2L	FWD AT w/Turbo w/ ABS	P	CV1231		CV1303X	BK DX124	BK DX715
	2.2L	FWD AT w/Turbo w/o ABS	D	CV1233		CV1303	BK DX124	BK DX715
	2.2L	FWD AT w/Turbo w/o ABS	P	CV1234		CV1303	BK DX124	BK DX715
	2.2L	FWD MT w/Turbo w/ ABS	D	CV1239		CV1303X	BK DX124	BK DX715
	2.2L	FWD MT w/Turbo w/ ABS	P	CV1239		CV1303X	BK DX124	BK DX715
	2.2L	FWD MT w/Turbo w/o ABS	D	CV1240		CV1303	BK DX124	BK DX715
	2.2L	FWD MT w/Turbo w/o ABS	P	CV1240		CV1303	BK DX124	BK DX715
1987-81	2.2L	FWD AT w/o Turbo w/ ABS	D	CV1224		CV1302X	BK DX701	BK DX715

AUDI (cont.)

Year Année Ano	Engine	Application Aplicacion	Side Coté Lado	Reman CV Shaft Cardan réusiné Cardanica resinada	CV Shaft w/New Outer Joint Cardan avec Joint Ext. Neuf	Reman Outer Joint & Boot Joint Ext. réusiné & Soufflet	Outer Boot Kit Ensemble Soufflet Extérieur Juegos de bota exterior	Inner Boot Kit Ensemble Soufflet Intérieur Juegos de bota Interior
AUDI (Cont'd)								
5000 (Cont'd)								
1987-81	2.2L	FWD AT w/o Turbo w/ ABS	P	CV1225		CV1302X	BK DX701	BK DX715
	2.2L	FWD AT w/o Turbo w/o ABS	D	CV1212		CV1302	BK DX701	BK DX715
	2.2L	FWD AT w/o Turbo w/o ABS	P	CV1213		CV1302	BK DX701	BK DX715
	2.2L	FWD MT w/o Turbo w/ ABS	D	CV1223		CV1302X	BK DX701	BK DX715
	2.2L	FWD MT w/o Turbo w/ ABS	P	CV1223		CV1302X	BK DX701	BK DX715
	2.2L	FWD MT w/o Turbo w/o ABS	D	CV1214		CV1302	BK DX701	BK DX715
	2.2L	FWD MT w/o Turbo w/o ABS	P	CV1214		CV1302	BK DX701	BK DX715
1985-82	2.0L	FWD AT w/Turbo w/ ABS	D	CV1226		CV1303X	BK DX124	BK DX715
	2.0L	FWD AT w/Turbo w/ ABS	P	CV1231		CV1303X	BK DX124	BK DX715
	2.0L	FWD AT w/Turbo w/o ABS	D	CV1233		CV1303	BK DX124	BK DX715
	2.0L	FWD AT w/Turbo w/o ABS	P	CV1234		CV1303	BK DX124	BK DX715
	2.0L	FWD MT w/Turbo w/ ABS	D	CV1239		CV1303X	BK DX124	BK DX715
	2.0L	FWD MT w/Turbo w/ ABS	P	CV1239		CV1303X	BK DX124	BK DX715
	2.0L	FWD MT w/Turbo w/o ABS	D	CV1240		CV1303	BK DX124	BK DX715
1982-81	2.0L	FWD MT w/Turbo w/o ABS	P	CV1240		CV1303	BK DX124	BK DX715
	2.0L	FWD AT w/o Turbo w/ ABS	D	CV1224		CV1302X	BK DX701	BK DX715
	2.0L	FWD AT w/o Turbo w/ ABS	P	CV1225		CV1302X	BK DX701	BK DX715
	2.0L	FWD AT w/o Turbo w/o ABS	D	CV1212		CV1302	BK DX701	BK DX715
	2.0L	FWD AT w/o Turbo w/o ABS	P	CV1213		CV1302	BK DX701	BK DX715
	2.0L	FWD MT w/o Turbo w/ ABS	D	CV1223		CV1302X	BK DX701	BK DX715
	2.0L	FWD MT w/o Turbo w/ ABS	P	CV1223		CV1302X	BK DX701	BK DX715
1980-79	2.0L	FWD MT w/o Turbo w/o ABS	D	CV1214		CV1302	BK DX701	BK DX715
	2.0L	FWD MT w/o Turbo w/o ABS	P	CV1214		CV1302	BK DX701	BK DX715
	2.0L	FWD AT	D	CV1215		CV1302	BK DX701	BK DX123
	2.0L	FWD AT	P	CV1216		CV1302	BK DX701	BK DX123
1980-78	2.0L	FWD MT	D	CV1217		CV1302	BK DX701	BK DX123
	2.0L	FWD MT	P	CV1217		CV1302	BK DX701	BK DX123
	2.2L	FWD AT	D	CV1215		CV1302	BK DX701	BK DX123
	2.2L	FWD AT	P	CV1216		CV1302	BK DX701	BK DX123
1980-78	2.2L	FWD MT	D	CV1217		CV1302	BK DX701	BK DX123
	2.2L	FWD MT	P	CV1217		CV1302	BK DX701	BK DX123
	2.2L	FWD AT	D	CV1215		CV1302	BK DX701	BK DX123
	2.2L	FWD AT	P	CV1216		CV1302	BK DX701	BK DX123
5000CS QUATTRO								
1988-86	2.2L	Front AWD w/ Turbo	D	CV1239		CV1303X	BK DX124	BK DX715
	2.2L	Front AWD w/ Turbo	P	CV1239		CV1303X	BK DX124	BK DX715
	2.2L	Front AWD w/o Turbo	D	CV1223		CV1302X	BK DX701	BK DX715
	2.2L	Front AWD w/o Turbo	P	CV1223		CV1302X	BK DX701	BK DX715
	2.2L	Rear AWD	D	CV1289		CV1319	BK DX124	BK DX715
	2.2L	Rear AWD	P	CV1289		CV1319	BK DX124	BK DX715
5000S QUATTRO								
1988-87	2.3L	Front AWD w/o Turbo	D	CV1223		CV1302X	BK DX701	BK DX715
	2.3L	Front AWD w/o Turbo	P	CV1223		CV1302X	BK DX701	BK DX715
	2.3L	Rear AWD	D	CV1289		CV1319	BK DX124	BK DX715
	2.3L	Rear AWD	P	CV1289		CV1319	BK DX124	BK DX715
80								
1992-91	2.3L	FWD AT w/ ABS	D	CV1263		CV1310X	BK DX724	BK DX715
	2.3L	FWD AT w/ ABS	P	CV1264		CV1310X	BK DX724	BK DX715
	2.3L	FWD AT w/o ABS	D	CV1265		CV1310	BK DX724	BK DX715
	2.3L	FWD AT w/o ABS	P	CV1266		CV1310	BK DX724	BK DX715
	2.3L	FWD MT w/ ABS	D	CV1497		CV1310X	BK DX724	BK DX715
	2.3L	FWD MT w/ ABS	P	CV1498		CV1310X	BK DX724	BK DX715

AUDI (cont.)

Year Année Ano	Engine	Application Aplicacion	Side Coté Lado	Reman CV Shaft Cardan réusiné Cardanica resinada	CV Shaft w/New Outer Joint Cardan avec Joint Ext. Neuf	Reman Outer Joint & Boot Joint Ext. réusiné & Soufflet	Outer Boot Kit Ensemble Soufflet Extérieur Juegos de bota exterior	Inner Boot Kit Ensemble Soufflet Intérieur Juegos de bota Interior
AUDI (Cont'd)								
80 (Cont'd)								
1992-91	2.3L	FWD MT w/o ABS	D	CV1495		CV1310	BK DX724	BK DX715
	2.3L	FWD MT w/o ABS	P	CV1496		CV1310	BK DX724	BK DX715
1990-88	2.0L	FWD AT w/ ABS	D	CV1245		CV1301X	BK DX724	BK DX714
	2.0L	FWD AT w/ ABS	P	CV1246		CV1301X	BK DX724	BK DX714
	2.0L	FWD AT w/o ABS	D	CV1249		CV1301	BK DX724	BK DX714
	2.0L	FWD AT w/o ABS	P	CV1250		CV1301	BK DX724	BK DX714
	2.0L	FWD MT w/ ABS	D	CV1247		CV1301X	BK DX724	BK DX714
	2.0L	FWD MT w/ ABS	P	CV1248		CV1301X	BK DX724	BK DX714
	2.0L	FWD MT w/o ABS	D	CV1251		CV1301	BK DX724	BK DX714
	2.0L	FWD MT w/o ABS	P	CV1252		CV1301	BK DX724	BK DX714
80 QUATTRO								
1992-88	2.3L	Front AWD 10 Valve w/ ABS From J-351-001	D	CV1253		CV1308X	BK DX724	BK DX714
	2.3L	Front AWD 10 Valve w/ ABS From J-351-001	P	CV1254		CV1308X	BK DX724	BK DX714
	2.3L	Front AWD 10 Valve w/ ABS To J-351-000	D	CV1259		CV1310X	BK DX724	BK DX714
	2.3L	Front AWD 10 Valve w/ ABS To J-351-000	P	CV1260		CV1310X	BK DX724	BK DX714
	2.3L	Front AWD 10 Valve w/o ABS	D	CV1257		CV1310	BK DX724	BK DX714
	2.3L	Front AWD 10 Valve w/o ABS	P	CV1258		CV1310	BK DX724	BK DX714
	2.3L	Front AWD 20 Valve From K-177-001	D	CV1287		CV1318X	BK DX724	BK DX715
	2.3L	Front AWD 20 Valve From K-177-001	P	CV1288		CV1318X	BK DX724	BK DX715
	2.3L	Front AWD 20 Valve To K-177-000	D	CV1218		CV1323	BK DX724	BK DX715
	2.3L	Front AWD 20 Valve To K-177-000	P	CV1219		CV1323	BK DX724	BK DX715
	2.3L	Rear AWD w/ ABS	D	CV1255		CV1307X	BK DX724	BK DX715
	2.3L	Rear AWD w/ ABS	P	CV1256		CV1307X	BK DX724	BK DX715
	2.3L	Rear AWD w/o ABS	D	CV1261		CV1307	BK DX724	BK DX715
	2.3L	Rear AWD w/o ABS	P	CV1262		CV1307	BK DX724	BK DX715
90								
1995	2.8L	FWD AT	D	CV1488			BK DX735	BK DX221
	2.8L	FWD AT	P	CV1489			BK DX735	BK DX221
	2.8L	FWD MT	D	CV1472			BK DX735	BK DX221
	2.8L	FWD MT	P	CV1473			BK DX735	BK DX221
1994-93	2.8L	FWD AT	D	CV1291		CV1317X	BK DX735	BK DX221
	2.8L	FWD AT	P	CV1292		CV1317X	BK DX735	BK DX221
	2.8L	FWD MT	D	CV1293		CV1317X	BK DX735	BK DX221
	2.8L	FWD MT	P	CV1294		CV1317X	BK DX735	BK DX221
1991-88	2.3L	FWD AT w/ ABS	D	CV1263		CV1310X	BK DX724	BK DX715
	2.3L	FWD AT w/ ABS	P	CV1264		CV1310X	BK DX724	BK DX715
	2.3L	FWD AT w/o ABS	D	CV1265		CV1310	BK DX724	BK DX715
	2.3L	FWD AT w/o ABS	P	CV1266		CV1310	BK DX724	BK DX715
	2.3L	FWD MT w/ ABS	D	CV1497		CV1310X	BK DX724	BK DX715
	2.3L	FWD MT w/ ABS	P	CV1498		CV1310X	BK DX724	BK DX715
	2.3L	FWD MT w/o ABS	D	CV1495		CV1310	BK DX724	BK DX715
	2.3L	FWD MT w/o ABS	P	CV1496		CV1310	BK DX724	BK DX715
1988	2.0L	FWD AT w/ ABS	D	CV1245		CV1301X	BK DX724	BK DX714
	2.0L	FWD AT w/ ABS	P	CV1246		CV1301X	BK DX724	BK DX714
	2.0L	FWD AT w/o ABS	D	CV1249		CV1301	BK DX724	BK DX714
	2.0L	FWD AT w/o ABS	P	CV1250		CV1301	BK DX724	BK DX714

AUDI (cont.)

Year Année Ano	Engine	Application Aplicacion	Side Coté Lado	Reman CV Shaft Cardan réusiné Cardanica resinada	CV Shaft w/New Outer Joint Cardan avec Joint Ext. Neuf	Reman Outer Joint & Boot Joint Ext. réusiné & Soufflet	Outer Boot Kit Ensemble Soufflet Extérieur Juegos de bota exterior	Inner Boot Kit Ensemble Soufflet Intérieur Juegos de bota Interior
AUDI (Cont'd)								
90 (Cont'd)								
1988	2.0L	FWD MT w/ ABS	D	CV1247		CV1301X	BK DX724	BK DX714
	2.0L	FWD MT w/ ABS	P	CV1248		CV1301X	BK DX724	BK DX714
	2.0L	FWD MT w/o ABS	D	CV1251		CV1301	BK DX724	BK DX714
	2.0L	FWD MT w/o ABS	P	CV1252		CV1301	BK DX724	BK DX714
90 QUATTRO								
1995	2.8L	Front AWD	D	CV1470			BK DX724	
	2.8L	Front AWD	P	CV1471			BK DX724	
1994-93	2.8L	Front AWD	D	CV1458		CV1320	BK DX724	BK DX714
	2.8L	Front AWD	P	CV1459		CV1320	BK DX724	BK DX714
	2.8L	Rear AWD	D	CV1460		CV1321	BK DX724	BK DX714
	2.8L	Rear AWD	P	CV1461		CV1321	BK DX724	BK DX714
1991-88	2.3L	Front AWD 10 Valve w/ ABS From J-351-001	D	CV1253		CV1308X	BK DX724	BK DX714
	2.3L	Front AWD 10 Valve w/ ABS From J-351-001	P	CV1254		CV1308X	BK DX724	BK DX714
	2.3L	Front AWD 10 Valve w/ ABS To J-351-000	D	CV1259		CV1310X	BK DX724	BK DX714
	2.3L	Front AWD 10 Valve w/ ABS To J-351-000	P	CV1260		CV1310X	BK DX724	BK DX714
	2.3L	Front AWD 10 Valve w/o ABS	D	CV1257		CV1310	BK DX724	BK DX714
	2.3L	Front AWD 10 Valve w/o ABS	P	CV1258		CV1310	BK DX724	BK DX714
	2.3L	Front AWD 20 Valve From K-177-001	D	CV1287		CV1318X	BK DX724	BK DX715
	2.3L	Front AWD 20 Valve From K-177-001	P	CV1288		CV1318X	BK DX724	BK DX715
	2.3L	Front AWD 20 Valve To K-177-000	D	CV1218		CV1323	BK DX724	BK DX715
	2.3L	Front AWD 20 Valve To K-177-000	P	CV1219		CV1323	BK DX724	BK DX715
	2.3L	Rear AWD w/ ABS	D	CV1255		CV1307X	BK DX724	BK DX715
	2.3L	Rear AWD w/ ABS	P	CV1256		CV1307X	BK DX724	BK DX715
	2.3L	Rear AWD w/o ABS	D	CV1261		CV1307	BK DX724	BK DX715
	2.3L	Rear AWD w/o ABS	P	CV1262		CV1307	BK DX724	BK DX715
A4								
2001	1.8L	FWD AT	D	CV7081				
	1.8L	FWD AT	P	CV7082				
	1.8L	FWD MT	D	CV7083				
	1.8L	FWD MT	P	CV7084				
2001-96	2.8L	FWD AT	D	CV7089			BK DX735	BK DX221
	2.8L	FWD AT	P	CV7090			BK DX735	BK DX221
	2.8L	FWD MT	D	CV7091			BK DX735	BK DX714
	2.8L	FWD MT	P	CV7092			BK DX735	BK DX714
2000-97	1.8L	FWD AT	D	CV7081			BK DX739	BK DX221
	1.8L	FWD AT	P	CV7082			BK DX739	BK DX221
	1.8L	FWD MT	D	CV7083			BK DX735	BK DX715
	1.8L	FWD MT	P	CV7084			BK DX735	BK DX715
A4 QUATTRO								
2001	1.8L	AWD AT	D	CV7081				
	1.8L	AWD AT	P	CV7082				
2001-96	2.8L	AWD AT	D	CV1478			BK DX739	BK DX221
	2.8L	AWD AT	P	CV1479			BK DX739	BK DX221
	2.8L	AWD MT	D	CV1499			BK DX739	BK DX715
	2.8L	AWD MT	P	CV1500			BK DX739	BK DX715
2000-97	1.8L	AWD AT	D	CV7081			BK DX739	BK DX221

AUDI (cont.)

Year Année Ano	Engine	Application Aplicacion	Side Coté Lado	Reman CV Shaft Cardan réusiné Cardanica resinada	CV Shaft w/New Outer Joint Cardan avec Joint Ext. Neuf	Reman Outer Joint & Boot Joint Ext. réusiné & Soufflet	Outer Boot Kit Ensemble Soufflet Extérieur Juegos de bota exterior	Inner Boot Kit Ensemble Soufflet Intérieur Juegos de bota Interior
AUDI (Cont'd)								
A4 QUATTRO (Cont'd)								
2000-97	1.8L	AWD AT	P	CV7082			BK DX739	BK DX221
	1.8L	AWD MT	D	CV1476			BK DX739	BK DX715
	1.8L	AWD MT	P	CV1477			BK DX739	BK DX715
A6								
1999-98	2.8L	AT	D	CV1474			BK DX735	
	2.8L	AT	P	CV1475			BK DX735	
1997-95	2.8L	FWD AT	D	CV1480			BK DX735	
	2.8L	FWD AT	P	CV1481			BK DX735	
	2.8L	FWD MT	D	CV1482			BK DX735	
	2.8L	FWD MT	P	CV1483			BK DX735	
A6 QUATTRO								
1999-98	2.8L	AT	D	CV1474			BK DX735	
	2.8L	AT	P	CV1475			BK DX735	
1997-95	2.8L	AWD AT	D	CV1484			BK DX735	
	2.8L	AWD AT	P	CV1485			BK DX735	
	2.8L	AWD MT	D	CV1486			BK DX735	
	2.8L	AWD MT	P	CV1487			BK DX735	
CABRIOLET								
1998-95	2.8L	FWD AT	D	CV1488			BK DX735	BK DX221
	2.8L	FWD AT	P	CV1489			BK DX735	BK DX221
	2.8L	FWD MT	D	CV1472			BK DX735	BK DX221
	2.8L	FWD MT	P	CV1473			BK DX735	BK DX221
1994	2.8L	FWD AT	D	CV1291		CV1317X	BK DX735	BK DX221
	2.8L	FWD AT	P	CV1292		CV1317X	BK DX735	BK DX221
	2.8L	FWD MT	D	CV1293		CV1317X	BK DX735	BK DX221
	2.8L	FWD MT	P	CV1294		CV1317X	BK DX735	BK DX221
COUPE								
1987	2.3L	AT From 81-D-077-974	D	CV1201		CV1301	BK DX701	BK DX714
	2.3L	AT From 81-D-077-974	P	CV1202		CV1301	BK DX701	BK DX714
	2.3L	MT From 81-D-077-974	D	CV1203		CV1301	BK DX701	BK DX714
	2.3L	MT From 81-D-077-974	P	CV1204		CV1301	BK DX701	BK DX714
1987-83	2.2L	AT From 81-D-077-974	D	CV1201		CV1301	BK DX701	BK DX714
	2.2L	AT From 81-D-077-974	P	CV1202		CV1301	BK DX701	BK DX714
	2.2L	MT From 81-D-077-974	D	CV1203		CV1301	BK DX701	BK DX714
	2.2L	MT From 81-D-077-974	P	CV1204		CV1301	BK DX701	BK DX714
1982-81	2.2L	AT To 81-D-077-973	D	CV1205		CV7105	BK DX702	BK DX402
	2.2L	AT To 81-D-077-973	P	CV1206		CV7105	BK DX702	BK DX402
	2.2L	MT To 81-D-077-973	D	CV1207		CV7105	BK DX702	BK DX402
	2.2L	MT To 81-D-077-973	P	CV1208		CV7105	BK DX702	BK DX402
COUPE QUATTRO								
1991-90	2.3L	Front	D	CV1287		CV1318X	BK DX724	BK DX715
	2.3L	Front	P	CV1288		CV1318X	BK DX724	BK DX715
	2.3L	Rear	D	CV1255		CV1307X	BK DX724	BK DX714
	2.3L	Rear	P	CV1256		CV1307X	BK DX724	BK DX714
FOX								
1979-75	1.6L	AT	D	CV1228		CV7106	BK DX702	BK DX402
	1.6L	AT	P	CV1299		CV7106	BK DX702	BK DX402
	1.6L	MT	D	CV1229		CV7106	BK DX702	BK DX402
	1.6L	MT	P	CV1229		CV7106	BK DX702	BK DX402

AUDI (cont.)

Year Année Ano	Engine	Application Aplicacion	Side Coté Lado	Reman CV Shaft Cardan réusiné Cardanica resinada	CV Shaft w/New Outer Joint Cardan avec Joint Ext. Neuf	Reman Outer Joint & Boot Joint Ext. réusiné & Soufflet	Outer Boot Kit Ensemble Soufflet Extérieur Juegos de bota exterior	Inner Boot Kit Ensemble Soufflet Intérieur Juegos de bota Interior
AUDI (Cont'd)								
FOX (Cont'd)								
1974-73	1.5L	AT	D	CV1228		CV7106	BK DX702	BK DX402
	1.5L	AT	P	CV1299		CV7106	BK DX702	BK DX402
	1.5L	MT	D	CV1229		CV7106	BK DX702	BK DX402
	1.5L	MT	P	CV1229		CV7106	BK DX702	BK DX402
S4								
1994-92	2.2L	Front AWD AT	D	CV1454		CV1324X	BK DX735	BK DX221
	2.2L	Front AWD AT	P	CV1455		CV1324X	BK DX735	BK DX221
	2.2L	Front AWD MT	D	CV1456		CV1324X	BK DX735	BK DX221
	2.2L	Front AWD MT	P	CV1457		CV1324X	BK DX735	BK DX221
	2.2L	Rear AWD	D	CV1222		CV1325X	BK DX124	BK DX715
	2.2L	Rear AWD	P	CV1222		CV1325X	BK DX124	BK DX715
S6								
1997-95	2.2L		D	CV1482			BK DX735	BK DX715
	2.2L		P	CV1483			BK DX735	BK DX715
V8 QUATTRO								
1994-92	4.2L	AT From Chassis # 4CM 000 696	D	CV1490			BK DX735	BK DX715
	4.2L	AT From Chassis # 4CM 000 696	P	CV1491			BK DX735	BK DX715
	4.2L	MT	D	CV1492			BK DX735	BK DX715
	4.2L	MT	P	CV1492			BK DX735	BK DX715
1991	3.6L	AT From Chassis # 4CM 000 696	D	CV1490			BK DX735	BK DX715
	3.6L	AT From Chassis # 4CM 000 696	P	CV1491			BK DX735	BK DX715
1991-90	3.6L	MT	D	CV1492			BK DX735	BK DX715
	3.6L	MT	P	CV1492			BK DX735	BK DX715
1990	3.6L	AT To Chassis # 4CM 000 695	D	CV1493			BK DX735	BK DX715
	3.6L	AT To Chassis # 4CM 000 695	P	CV1494			BK DX735	BK DX715
BMW								
318I								
1994-92	1.8L		D	CV1421		CV1564X	BK DX168	BK DX168
	1.8L		P	CV1421		CV1564X	BK DX168	BK DX168
1985-84	1.8L	w/ ABS	D		CVX1408	CV1504X	BK DX153	BK DX153
	1.8L	w/ ABS	P		CVX1408	CV1504X	BK DX153	BK DX153
	1.8L	w/o ABS	D		CVX1411	CV1504	BK DX153	BK DX153
	1.8L	w/o ABS	P		CVX1411	CV1504	BK DX153	BK DX153
318IC								
1994-92	1.8L	Convertible	D		CVX1409	CV1506X	BK DX163	BK DX163
	1.8L	Convertible	P		CVX1409	CV1506X	BK DX163	BK DX163
318IS								
1994-92	1.8L		D	CV1421		CV1564X	BK DX168	BK DX168
	1.8L		P	CV1421		CV1564X	BK DX168	BK DX168
320I								
1994-93	2.5L		D	CV1421		CV1564X	BK DX168	BK DX168
	2.5L		P	CV1421		CV1564X	BK DX168	BK DX168
1983-80	1.8L		D	CV1412		CV1508	BK DX157	BK DX157
	1.8L		P	CV1412		CV1508	BK DX157	BK DX157
325								
1988-87	2.7L	w/ ABS	D		CVX1408	CV1504X	BK DX153	BK DX153
	2.7L	w/ ABS	P		CVX1408	CV1504X	BK DX153	BK DX153
	2.7L	w/o ABS	D		CVX1411	CV1504	BK DX153	BK DX153

Year Année Ano	Engine	Application Aplicacion	Side Coté Lado	Reman CV Shaft Cardan réusiné Cardanica resinada	CV Shaft w/New Outer Joint Cardan avec Joint Ext. Neuf	Reman Outer Joint & Boot Joint Ext. réusiné & Soufflet	Outer Boot Kit Ensemble Soufflet Extérieur Juegos de bota exterior	Inner Boot Kit Ensemble Soufflet Intérieur Juegos de bota Interior
BMW (Cont'd)								
325								
1988-87	2.7L	w/o ABS	P		CVX1411	CV1504	BK DX153	BK DX153
325E								
1987-84	2.7L	w/ ABS	D		CVX1408	CV1504X	BK DX153	BK DX153
	2.7L	w/ ABS	P		CVX1408	CV1504X	BK DX153	BK DX153
	2.7L	w/o ABS	D		CVX1411	CV1504	BK DX153	BK DX153
	2.7L	w/o ABS	P		CVX1411	CV1504	BK DX153	BK DX153
325I								
1994-92	2.5L		D	CV1422		CV1564X	BK DX167	BK DX169
	2.5L		P	CV1422		CV1564X	BK DX167	BK DX169
1991-87	2.5L	w/ ABS	D		CVX1409	CV1506X	BK DX163	BK DX163
	2.5L	w/ ABS	P		CVX1409	CV1506X	BK DX163	BK DX163
	2.5L	w/o ABS	D		CVX1410	CV1506	BK DX163	BK DX163
	2.5L	w/o ABS	P		CVX1410	CV1506	BK DX163	BK DX163
325IC								
1994-92	2.5L	Convertible	D		CVX1409	CV1506X	BK DX163	BK DX163
	2.5L	Convertible	P		CVX1409	CV1506X	BK DX163	BK DX163
325IS								
1994-92	2.5L		D	CV1422		CV1564X	BK DX167	BK DX169
	2.5L		P	CV1422		CV1564X	BK DX167	BK DX169
1991-87	2.5L	w/ ABS	D		CVX1409	CV1506X	BK DX163	BK DX163
	2.5L	w/ ABS	P		CVX1409	CV1506X	BK DX163	BK DX163
	2.5L	w/o ABS	D		CVX1410	CV1506	BK DX163	BK DX163
	2.5L	w/o ABS	P		CVX1410	CV1506	BK DX163	BK DX163
325IX								
1991-88	2.5L	Front AT	D	CV1404		CV1503X	BK DX152	
	2.5L	Front AT	P	CV1405		CV1503X	BK DX152	
	2.5L	Front MT	D	CV1406		CV1503X	BK DX152	
	2.5L	Front MT	P	CV1407		CV1503X	BK DX152	
	2.5L	Rear	D		CVX1408	CV1504	BK DX153	BK DX153
	2.5L	Rear	P		CVX1408	CV1504	BK DX153	BK DX153
524TD								
1986-85	2.4L		D	CV1403		CV1551	BK DX151	BK DX151
	2.4L		P	CV1403		CV1551	BK DX151	BK DX151
525I								
1994-89	2.5L		D	CV1423		CV1565	BK DX163	BK DX163
	2.5L		P	CV1423		CV1565	BK DX163	BK DX163
528E								
1988-85	2.7L		D	CV1403		CV1551	BK DX151	BK DX151
	2.7L		P	CV1403		CV1551	BK DX151	BK DX151
1984-82	2.7L		D	CV1413		CV1551	BK DX151	BK DX151
	2.7L		P	CV1413		CV1551	BK DX151	BK DX151
530I								
1994	3.0L	AT	D	CV1423		CV1565	BK DX163	BK DX163
	3.0L	AT	P	CV1423		CV1565	BK DX163	BK DX163
	3.0L	MT	D	CV1424		CV1566	BK DX151	BK DX151
	3.0L	MT	P	CV1424		CV1566	BK DX151	BK DX151
533I								
1984-83	3.2L		D	CV1413		CV1551	BK DX151	BK DX151
	3.2L		P	CV1413		CV1551	BK DX151	BK DX151

BMW (cont.)

Year Année Ano	Engine	Application Aplicacion	Side Coté Lado	Reman CV Shaft Cardan réusiné Cardanica resinada	CV Shaft w/New Outer Joint Cardan avec Joint Ext. Neuf	Reman Outer Joint & Boot Joint Ext. réusiné & Soufflet	Outer Boot Kit Ensemble Soufflet Extérieur Juegos de bota exterior	Inner Boot Kit Ensemble Soufflet Intérieur Juegos de bota Interior
BMW (Cont'd)								
535I								
1993-92	3.5L		D	CV1423		CV1565	BK DX163	BK DX163
	3.5L		P	CV1423		CV1565	BK DX163	BK DX163
1991	3.5L	From 1/91	D	CV1423		CV1565	BK DX163	BK DX163
	3.5L	From 1/91	P	CV1423		CV1565	BK DX163	BK DX163
	3.5L	To 1/91	D	CV1424		CV1566	BK DX151	BK DX151
	3.5L	To 1/91	P	CV1424		CV1566	BK DX151	BK DX151
1990-89	3.5L		D	CV1424		CV1566	BK DX151	BK DX151
	3.5L		P	CV1423		CV1566	BK DX151	BK DX151
1988-85	3.5L		D	CV1403		CV1551	BK DX151	BK DX151
	3.5L		P	CV1403		CV1551	BK DX151	BK DX151
535IS								
1988	3.5L		D	CV1403		CV1551	BK DX151	BK DX151
	3.5L		P	CV1403		CV1551	BK DX151	BK DX151
540I								
1994	4.0L		D	CV1424		CV1566	BK DX151	BK DX151
	4.0L		P	CV1424		CV1566	BK DX151	BK DX151
630CSI								
1977	3.0L		D	CV1414		CV1572	BK DX123	BK DX123
	3.0L		P	CV1414		CV1572	BK DX123	BK DX123
633CSI								
1984-83	3.2L		D	CV1413		CV1551	BK DX151	BK DX151
	3.2L		P	CV1413		CV1551	BK DX151	BK DX151
1982-78	3.2L		D	CV1414		CV1572	BK DX123	BK DX123
	3.2L		P	CV1414		CV1572	BK DX123	BK DX123
635CSI								
1989-85	3.5L		D	CV1403		CV1551	BK DX151	BK DX151
	3.5L		P	CV1403		CV1551	BK DX151	BK DX151
733I								
1984-82	3.2L		D	CV1418		CV1551	BK DX151	BK DX151
	3.2L		P	CV1418		CV1551	BK DX151	BK DX151
735I								
1992-87	3.5L	AT	D	CV1415		CV1573	BK DX163	BK DX163
	3.5L	AT	P	CV1415		CV1573	BK DX163	BK DX163
	3.5L	MT	D	CV1416		CV1573	BK DX163	BK DX163
	3.5L	MT	P	CV1416		CV1573	BK DX163	BK DX163
1986-85	3.5L		D	CV1417		CV1551	BK DX151	BK DX151
	3.5L		P	CV1417		CV1551	BK DX151	BK DX151
735IL								
1992-88	3.5L	AT	D	CV1415		CV1573	BK DX163	BK DX163
	3.5L	AT	P	CV1415		CV1573	BK DX163	BK DX163
	3.5L	MT	D	CV1416		CV1573	BK DX163	BK DX163
	3.5L	MT	P	CV1416		CV1573	BK DX163	BK DX163
740I								
1994-93	4.0L	AT	D	CV1415		CV1573	BK DX163	BK DX163
	4.0L	AT	P	CV1415		CV1573	BK DX163	BK DX163
	4.0L	MT	D	CV1416		CV1573	BK DX163	BK DX163
	4.0L	MT	P	CV1416		CV1573	BK DX163	BK DX163

BMW (cont.)

Year Année Ano	Engine	Application Aplicacion	Side Coté Lado	Reman CV Shaft Cardan réusiné Cardanica resinada	CV Shaft w/New Outer Joint Cardan avec Joint Ext. Neuf	Reman Outer Joint & Boot Joint Ext. réusiné & Soufflet	Outer Boot Kit Ensemble Soufflet Extérieur Juegos de bota exterior	Inner Boot Kit Ensemble Soufflet Intérieur Juegos de bota Interior
BMW (Cont'd)								
740iL								
1994-93	4.0L	AT	D	CV1415		CV1573	BK DX163	BK DX163
	4.0L	AT	P	CV1415		CV1573	BK DX163	BK DX163
	4.0L	MT	D	CV1416		CV1573	BK DX163	BK DX163
	4.0L	MT	P	CV1416		CV1573	BK DX163	BK DX163
750iL								
1994-88	5.0L	AT	D	CV1415		CV1573	BK DX163	BK DX163
	5.0L	AT	P	CV1415		CV1573	BK DX163	BK DX163
	5.0L	MT	D	CV1416		CV1573	BK DX163	BK DX163
	5.0L	MT	P	CV1416		CV1573	BK DX163	BK DX163
M3								
1996	3.2L		D				BK DX165	BK DX166
	3.2L		P				BK DX165	BK DX166
1995	3.0L		D				BK DX165	BK DX166
	3.0L		P				BK DX165	BK DX166
1991-88	2.3L		D	CV1401		CV1501	BK DX163	BK DX163
	2.3L		P	CV1402		CV1501	BK DX163	BK DX163
M5								
1993-91	3.6L		D	CV1424		CV1566	BK DX151	BK DX151
	3.6L		P	CV1424		CV1566	BK DX151	BK DX151
BUICK								
CENTURY								
2002-00	3.1L		D	CV5376			BK DX524	BK DX508
	3.1L		P	CV5377			BK DX524	BK DX508
1999-97	3.1L		D	CV5369		CV5562	BK DX524	BK DX508
	3.1L		P	CV5370		CV5562	BK DX524	BK DX508
1996-94	2.2L	3 spd.	D	CV5277		CV5562	BK DX524	BK DX508
	2.2L	3 spd.	P	CV5278		CV5562	BK DX524	BK DX508
	2.2L, 3.1L	4 spd.	D	CV5279		CV5562	BK DX524	BK DX508
	2.2L, 3.1L	4 spd.	P	CV5280		CV5562	BK DX524	BK DX508
	3.1L	3 spd.	D	CV5277		CV5562	BK DX524	BK DX508
	3.1L	3 spd.	P	CV5278		CV5562	BK DX524	BK DX508
1993	2.2L	3 spd.	D	CV5046		CV5531	BK DX523	BK DX503
	2.2L	3 spd.	P	CV5047		CV5531	BK DX523	BK DX503
1993-90	3.3L	3 spd.	D	CV5046		CV5507	BK DX524	BK DX508
	3.3L	3 spd.	P	CV5047		CV5507	BK DX524	BK DX508
	3.3L	4 spd.	D	CV5042		CV5507	BK DX524	BK DX508
	3.3L	4 spd.	P	CV5043		CV5507	BK DX524	BK DX508
1992-90	2.5L	3 spd.	D	CV5046		CV5531	BK DX523	BK DX503
	2.5L	3 spd.	P	CV5047		CV5531	BK DX523	BK DX503
1989	2.5L	H.D. Brakes 3 spd L.D. Axle	D	CV5046		CV5531	BK DX523	BK DX503
	2.5L	H.D. Brakes 3 spd L.D. Axle	P	CV5047		CV5531	BK DX523	BK DX503
	3.3L	H.D. Brakes 3 spd H.D. Axle	D	CV5046		CV5507	BK DX524	BK DX508
	3.3L	H.D. Brakes 3 spd H.D. Axle	P	CV5047		CV5507	BK DX524	BK DX508
	3.3L	H.D. Brakes 4 spd	D	CV5042		CV5507	BK DX524	BK DX508
	3.3L	H.D. Brakes 4 spd	P	CV5043		CV5507	BK DX524	BK DX508
	3.3L	L.D. Brakes 3 spd H.D. Axle	D	CV5060		CV5510	BK DX524	BK DX508
	3.3L	L.D. Brakes 3 spd H.D. Axle	P	CV5061		CV5510	BK DX524	BK DX508
	3.3L	L.D. Brakes 4 spd	D	CV5087		CV5510	BK DX524	BK DX508
	3.3L	L.D. Brakes 4 spd	P	CV5088		CV5510	BK DX524	BK DX508
1989-88	2.8L	L.D. Brakes 3 spd H.D. Axle	D	CV5060		CV5510	BK DX524	BK DX508

BUICK (cont.)

Year Année Ano	Engine	Application Aplicacion	Side Coté Lado	Reman CV Shaft Cardan réusiné Cardanica resinada	CV Shaft w/New Outer Joint Cardan avec Joint Ext. Neuf	Reman Outer Joint & Boot Joint Ext. réusiné & Soufflet	Outer Boot Kit Ensemble Soufflet Extérieur Juegos de bota exterior	Inner Boot Kit Ensemble Soufflet Intérieur Juegos de bota Interior
BUICK (Cont'd)								
CENTURY (Cont'd)								
1989-88	2.8L	L.D. Brakes 3 spd H.D. Axle	P	CV5061		CV5510	BK DX524	BK DX508
1989-87	2.8L	L.D. Brakes 4 spd	D	CV5087		CV5510	BK DX524	BK DX508
	2.8L	L.D. Brakes 4 spd	P	CV5088		CV5510	BK DX524	BK DX508
1989-85	2.5L	L.D. Brakes 3 spd L.D. AXLE	D	CV5060		CV5508	BK DX523	BK DX503
	2.5L	L.D. Brakes 3 spd L.D. AXLE	P	CV5061		CV5508	BK DX523	BK DX503
	2.8L	H.D. Brakes 3 spd H.D. Axle	D	CV5046		CV5507	BK DX524	BK DX508
	2.8L	H.D. Brakes 3 spd H.D. Axle	P	CV5047		CV5507	BK DX524	BK DX508
	2.8L	H.D. Brakes 4 spd	D	CV5042		CV5507	BK DX524	BK DX508
	2.8L	H.D. Brakes 4 spd	P	CV5043		CV5507	BK DX524	BK DX508
1988	3.8L	L.D. Brakes 3 spd H.D. Axle	D	CV5060		CV5510	BK DX524	BK DX508
	3.8L	L.D. Brakes 3 spd H.D. Axle	P	CV5061		CV5510	BK DX524	BK DX508
1988-86	3.8L	L.D. Brakes 4 spd	D	CV5087		CV5510	BK DX524	BK DX508
	3.8L	L.D. Brakes 4 spd	P	CV5088		CV5510	BK DX524	BK DX508
1988-85	2.5L	H.D. Brakes 3 spd H.D. Axle	D	CV5046		CV5507	BK DX524	BK DX508
	2.5L	H.D. Brakes 3 spd H.D. Axle	P	CV5047		CV5507	BK DX524	BK DX508
	3.8L	H.D. Brakes 3 spd H.D. Axle	D	CV5046		CV5507	BK DX524	BK DX508
	3.8L	H.D. Brakes 3 spd H.D. Axle	P	CV5047		CV5507	BK DX524	BK DX508
	3.8L	H.D. Brakes 4 spd	D	CV5042		CV5507	BK DX524	BK DX508
	3.8L	H.D. Brakes 4 spd	P	CV5043		CV5507	BK DX524	BK DX508
1987-85	2.8L	L.D. Brakes 3 spd L.D. AXLE	D	CV5060		CV5508	BK DX523	BK DX503
	2.8L	L.D. Brakes 3 spd L.D. AXLE	P	CV5061		CV5508	BK DX523	BK DX503
	3.8L	L.D. Brakes 3 spd L.D. AXLE	D	CV5060		CV5508	BK DX523	BK DX503
	3.8L	L.D. Brakes 3 spd L.D. AXLE	P	CV5061		CV5508	BK DX523	BK DX503
1986	2.5L	H.D. Brakes 4 spd	D	CV5042		CV5507	BK DX524	BK DX508
	2.5L	H.D. Brakes 4 spd	P	CV5043		CV5507	BK DX524	BK DX508
	2.5L	L.D. Brakes 4 spd EFI	D	CV5087		CV5510	BK DX524	BK DX508
	2.5L	L.D. Brakes 4 spd EFI	P	CV5088		CV5510	BK DX524	BK DX508
	2.8L	L.D. Brakes 4 spd (2BC)	D	CV5087		CV5508	BK DX523	BK DX503
	2.8L	L.D. Brakes 4 spd (2BC)	P	CV5088		CV5508	BK DX523	BK DX503
1985	2.8L	L.D. Brakes 4 spd	D	CV5087		CV5508	BK DX523	BK DX503
	2.8L	L.D. Brakes 4 spd	P	CV5088		CV5508	BK DX523	BK DX503
	3.0L	H.D. Brakes 3 spd H.D. Axle	D	CV5046		CV5507	BK DX524	BK DX508
	3.0L	H.D. Brakes 3 spd H.D. Axle	P	CV5047		CV5507	BK DX524	BK DX508
	3.0L	H.D. Brakes 4 spd	D	CV5042		CV5507	BK DX524	BK DX508
	3.0L	H.D. Brakes 4 spd	P	CV5043		CV5507	BK DX524	BK DX508
	3.0L	L.D. Brakes 3 spd L.D. AXLE	D	CV5060		CV5508	BK DX523	BK DX503
	3.0L	L.D. Brakes 3 spd L.D. AXLE	P	CV5061		CV5508	BK DX523	BK DX503
	3.0L	L.D. Brakes 4 spd	D	CV5087		CV5508	BK DX523	BK DX503
	3.0L	L.D. Brakes 4 spd	P	CV5088		CV5508	BK DX523	BK DX503
	3.8L	L.D. Brakes 4 spd	D	CV5087		CV5508	BK DX523	BK DX503
	3.8L	L.D. Brakes 4 spd	P	CV5088		CV5508	BK DX523	BK DX503
	4.3L	H.D. Brakes 3 spd H.D. Axle	D	CV5046		CV5507	BK DX524	BK DX508
	4.3L	H.D. Brakes 3 spd H.D. Axle	P	CV5047		CV5507	BK DX524	BK DX508
	4.3L	H.D. Brakes 4 spd	D	CV5042		CV5507	BK DX524	BK DX508
	4.3L	H.D. Brakes 4 spd	P	CV5043		CV5507	BK DX524	BK DX508
	4.3L	L.D. Brakes 3 spd L.D. AXLE	D	CV5060		CV5508	BK DX523	BK DX503
	4.3L	L.D. Brakes 3 spd L.D. AXLE	P	CV5061		CV5508	BK DX523	BK DX503
	4.3L	L.D. Brakes 4 spd	D	CV5087		CV5508	BK DX523	BK DX503
	4.3L	L.D. Brakes 4 spd	P	CV5088		CV5508	BK DX523	BK DX503
1984	2.5L, 2.8L	L.D. Brakes 3 spd	D	CV5060		CV5518	BK DX510	BK DX503
	2.5L, 2.8L	L.D. Brakes 3 spd	P	CV5061		CV5518	BK DX510	BK DX503
	2.8L	H.D. Brakes 4 spd	D	CV5042		CV5501	BK DX505	BK DX508

Year Année Ano	Engine	Application Applicacion	Side Coté Lado	Reman CV Shaft Cardan réusiné Cardanica resinada	CV Shaft w/New Outer Joint Cardan avec Joint Ext. Neuf	Reman Outer Joint & Boot Joint Ext. réusiné & Soufflet	Outer Boot Kit Ensemble Soufflet Extérieur Juegos de bota exterior	Inner Boot Kit Ensemble Soufflet Intérieur Juegos de bota Interior
BUICK (Cont'd)								
CENTURY (Cont'd)								
1984	2.8L	H.D. Brakes 4 spd	P	CV5043		CV5501	BK DX505	BK DX508
	2.8L, 3.0L, 3.8L, 4.3L	H.D. Brakes 3 spd	D	CV5046		CV5501	BK DX505	BK DX508
	2.8L, 3.0L, 3.8L, 4.3L	H.D. Brakes 3 spd	P	CV5047		CV5501	BK DX505	BK DX508
	3.0L	H.D. Brakes 4 spd	D	CV5042		CV5501	BK DX505	BK DX508
	3.0L	H.D. Brakes 4 spd	P	CV5043		CV5501	BK DX505	BK DX508
	3.8L	H.D. Brakes 4 spd	D	CV5042		CV5501	BK DX505	BK DX508
	3.8L	H.D. Brakes 4 spd	P	CV5043		CV5501	BK DX505	BK DX508
	4.3L	H.D. Brakes 4 spd	D	CV5042		CV5501	BK DX505	BK DX508
	4.3L	H.D. Brakes 4 spd	P	CV5043		CV5501	BK DX505	BK DX508
1983	2.5L, 2.8L, 3.0L, 4.3L	H.D. Brakes w/Cylindrical Shaped Tulip	D	CV5046		CV5501	BK DX505	BK DX506
	2.5L, 2.8L, 3.0L, 4.3L	H.D. Brakes w/Cylindrical Shaped Tulip	P	CV5047		CV5501	BK DX505	BK DX506
	2.5L, 2.8L, 3.0L, 4.3L	H.D. Brakes w/Y-Shaped Tulip	D	CV5046		CV5501	BK DX505	BK DX508
	2.5L, 2.8L, 3.0L, 4.3L	H.D. Brakes w/Y-Shaped Tulip	P	CV5047		CV5501	BK DX505	BK DX508
	2.5L, 2.8L, 3.0L, 4.3L	L.D. Brakes w/Cylindrical Shaped Tulip	D	CV5005		CV5502	BK DX510	BK DX501
	2.5L, 2.8L, 3.0L, 4.3L	L.D. Brakes w/Cylindrical Shaped Tulip	P	CV5006		CV5502	BK DX510	BK DX501
	2.5L, 2.8L, 3.0L, 4.3L	L.D. Brakes w/Y-Shaped Tulip	D	CV5005		CV5502	BK DX510	BK DX503
	2.5L, 2.8L, 3.0L, 4.3L	L.D. Brakes w/Y-Shaped Tulip	P	CV5006		CV5502	BK DX510	BK DX503
1982	2.5L, 3.0L		D	CV5005		CV5502	BK DX510	BK DX501
	2.5L, 3.0L		P	CV5006		CV5502	BK DX510	BK DX501
	4.3L		D	CV5005		CV5502	BK DX510	BK DX501
	4.3L		P	CV5006		CV5502	BK DX510	BK DX501
ELECTRA								
1990-87	3.8L	w/ ABS	D	CV5112		CV5507Z	BK DX524	BK DX508
	3.8L	w/ ABS	P	CV5113		CV5507Z	BK DX524	BK DX508
1990-86	3.8L	w/o ABS	D	CV5098		CV5507	BK DX524	BK DX508
	3.8L	w/o ABS	P	CV5099		CV5507	BK DX524	BK DX508
1986	3.8L	w/ ABS	D	CV5107		CV5507X	BK DX524	BK DX508
	3.8L	w/ ABS	P	CV5108		CV5507X	BK DX524	BK DX508
1985	3.0L, 3.8L, 4.3L	3 Fold Boot	D	CV5098		CV5501	BK DX505	BK DX508
	3.0L, 3.8L, 4.3L	3 Fold Boot	P	CV5099		CV5501	BK DX505	BK DX508
	3.0L, 3.8L, 4.3L	5 Fold Boot	D	CV5098		CV5507	BK DX524	BK DX508
	3.0L, 3.8L, 4.3L	5 Fold Boot	P	CV5099		CV5507	BK DX524	BK DX508
LESABRE								
2002-00	3.8L	w/ 2.86 gear ratio (FQ3)	D	CV5395			BK DX524	
	3.8L	w/ 2.86 gear ratio (FQ3)	P	CV5396			BK DX524	
	3.8L	w/ 3.05 gear ratio (F83)	D	CV5397			BK DX524	
	3.8L	w/ 3.05 gear ratio (F83)	P	CV5398			BK DX524	
1999-98	3.8L	w/ 2.86 gear ratio (FQ3)	D	CV5357			BK DX524	BK DX508
	3.8L	w/ 2.86 gear ratio (FQ3)	P	CV5247			BK DX524	BK DX508
	3.8L	w/ 3.05 gear ratio (F83)	D	CV5358			BK DX524	BK DX553
	3.8L	w/ 3.05 gear ratio (F83)	P	CV5359			BK DX524	BK DX553
1997-96	3.8L	w/ 2.84 gear ratio (F17)	D	CV5246		CV5562	BK DX524	BK DX508
	3.8L	w/ 2.84 gear ratio (F17)	P	CV5247		CV5562	BK DX524	BK DX508

BUICK (cont.)

Year Année Ano	Engine	Application Aplicacion	Side Coté Lado	Reman CV Shaft Cardan réusiné Cardanica resinada	CV Shaft w/New Outer Joint Cardan avec Joint Ext. Neuf	Reman Outer Joint & Boot Joint Ext. réusiné & Soufflet	Outer Boot Kit Ensemble Soufflet Extérieur Juegos de bota exterior	Inner Boot Kit Ensemble Soufflet Intérieur Juegos de bota Interior
BUICK (Cont'd)								
LESABRE (Cont'd)								
1997-96	3.8L	w/ 3.06 gear ratio (FW2) w/ Option (WA2)	D	CV5334			BK DX524	BK DX548
	3.8L	w/ 3.06 gear ratio (FW2) w/ Option (WA2)	P	CV5335			BK DX524	BK DX548
	3.8L	w/ 3.06 gear ratio (FW2) w/o Option (WA2)	D	CV5296		CV5564	BK DX524	BK DX548
	3.8L	w/ 3.06 gear ratio (FW2) w/o Option (WA2)	P	CV5297		CV5564	BK DX524	BK DX548
1995-92	3.8L		D	CV5246		CV5562	BK DX524	BK DX508
	3.8L		P	CV5247		CV5562	BK DX524	BK DX508
1991-87	3.8L	w/ ABS	D	CV5112		CV5507Z	BK DX524	BK DX508
	3.8L	w/ ABS	P	CV5113		CV5507Z	BK DX524	BK DX508
1991-86	3.8L	w/o ABS	D	CV5098		CV5507	BK DX524	BK DX508
	3.8L	w/o ABS	P	CV5099		CV5507	BK DX524	BK DX508
1986	3.0L	w/o ABS	D	CV5098		CV5507	BK DX524	BK DX508
	3.0L	w/o ABS	P	CV5099		CV5507	BK DX524	BK DX508
	3.0L, 3.8L	w/ ABS	D	CV5107		CV5507X	BK DX524	BK DX508
	3.0L, 3.8L	w/ ABS	P	CV5108		CV5507X	BK DX524	BK DX508
PARK AVENUE								
2002-00	3.8L	Supercharged	D	CV5403				
	3.8L	Supercharged	P	CV5404				
	3.8L	w/o Supercharger	D	CV5401				
	3.8L	w/o Supercharger	P	CV5402				
1999-98	3.8L	Supercharged	D	CV5345			BK DX524	BK DX553
	3.8L	Supercharged	P	CV5346			BK DX524	BK DX553
	3.8L	w/o Supercharger	D	CV5343			BK DX524	BK DX508
	3.8L	w/o Supercharger	P	CV5344			BK DX524	BK DX508
1997	3.8L	Supercharged	D	CV5341			BK DX524	BK DX553
	3.8L	Supercharged	P	CV5342			BK DX524	BK DX553
	3.8L	w/o Supercharger	D	CV5339			BK DX524	BK DX508
	3.8L	w/o Supercharger	P	CV5340			BK DX524	BK DX508
1996	3.8L	Supercharged	D	CV5296		CV5564	BK DX524	BK DX548
	3.8L	Supercharged	P	CV5270		CV5564	BK DX524	BK DX548
1996-95	3.8L	w/o Supercharger w/ 2.84 Gear Ratio (F17)	D	CV5246		CV5562	BK DX524	BK DX508
	3.8L	w/o Supercharger w/ 2.84 Gear Ratio (F17)	P	CV5247		CV5562	BK DX524	BK DX508
	3.8L	w/o Supercharger w/ 3.06 Gear Ratio (FW2)	D	CV5296		CV5564	BK DX524	BK DX548
	3.8L	w/o Supercharger w/ 3.06 Gear Ratio (FW2)	P	CV5297		CV5564	BK DX524	BK DX548
1995-94	3.8L	Supercharged	D	CV5296		CV5564	BK DX524	BK DX548
	3.8L	Supercharged	P	CV5297		CV5564	BK DX524	BK DX548
1994-92	3.8L	w/o Supercharger	D	CV5246		CV5562	BK DX524	BK DX508
	3.8L	w/o Supercharger	P	CV5247		CV5562	BK DX524	BK DX508
1993-92	3.8L	Supercharged	D	CV5260		CV5562	BK DX524	BK DX548
	3.8L	Supercharged	P	CV5261		CV5562	BK DX524	BK DX548
1991	3.8L	24mm Thread Diameter	D	CV5112		CV5507Z	BK DX524	BK DX508
	3.8L	24mm Thread Diameter	P	CV5122		CV5507Z	BK DX524	BK DX508
	3.8L	27mm Thread Diameter	D	CV5246		CV5562	BK DX524	BK DX508
	3.8L	27mm Thread Diameter	P	CV5247		CV5562	BK DX524	BK DX508

BUICK (cont.)

Year Année Ano	Engine	Application Aplicacion	Side Coté Lado	Reman CV Shaft Cardan réusiné Cardanica resinada	CV Shaft w/New Outer Joint Cardan avec Joint Ext. Neuf	Reman Outer Joint & Boot Joint Ext. réusiné & Soufflet	Outer Boot Kit Ensemble Soufflet Extérieur Juegos de bota exterior	Inner Boot Kit Ensemble Soufflet Intérieur Juegos de bota Interior
BUICK (Cont'd)								
REATTA								
1991	3.8L		D	CV5126		CV5528X	BK DX524	BK DX548
	3.8L		P	CV5125		CV5528X	BK DX524	BK DX548
1990-89	3.8L	w/ ABS	D	CV5126		CV5528X	BK DX524	BK DX527
	3.8L	w/ ABS	P	CV5127		CV5528X	BK DX524	BK DX527
	3.8L	w/o ABS	D	CV5135		CV5528	BK DX524	BK DX527
	3.8L	w/o ABS	P	CV5136		CV5528	BK DX524	BK DX527
	3.8L	w/o ABS	D	CV5112		CV5507Z	BK DX524	BK DX527
1988	3.8L	w/ ABS	P	CV5113		CV5507Z	BK DX524	BK DX527
	3.8L	w/o ABS	D	CV5098		CV5521	BK DX524	BK DX527
	3.8L	w/o ABS	P	CV5099		CV5521	BK DX524	BK DX527
	3.8L	w/o ABS	D	CV5099		CV5521	BK DX524	BK DX527
REGAL								
2002-00	3.8L	Supercharged	D	CV5378			BK DX524	
	3.8L	Supercharged	P	CV5380			BK DX524	
	3.8L	w/o Supercharger	D	CV5376			BK DX524	BK DX508
	3.8L	w/o Supercharger	P	CV5377			BK DX524	BK DX508
1999-98	3.8L	w/o Supercharger	D	CV5361		CV5562	BK DX524	BK DX508
	3.8L	w/o Supercharger	P	CV5370		CV5562	BK DX524	BK DX508
1999-97	3.8L	Supercharged	D	CV5373			BK DX524	BK DX508
	3.8L	Supercharged	P	CV5374			BK DX524	BK DX508
1997	3.8L	w/o Supercharger	D	CV5369		CV5562	BK DX524	BK DX508
	3.8L	w/o Supercharger	P	CV5370		CV5562	BK DX524	BK DX508
1996-93	3.1L	w/ ABS	D	CV5248		CV5525X	BK DX524	BK DX508
	3.1L	w/ ABS	P	CV5249		CV5525X	BK DX524	BK DX508
	3.1L	w/o ABS	D	CV5208		CV5525	BK DX524	BK DX508
	3.1L	w/o ABS	P	CV5207		CV5525	BK DX524	BK DX508
	3.8L	w/ ABS	D	CV5248		CV5525X	BK DX524	BK DX508
	3.8L	w/ ABS	P	CV5249		CV5525X	BK DX524	BK DX508
	3.8L	w/o ABS	D	CV5208		CV5525	BK DX524	BK DX508
	3.8L	w/o ABS	P	CV5207		CV5525	BK DX524	BK DX508
1992-90	3.8L	w/ ABS	D	CV5161		CV5525X	BK DX524	BK DX508
	3.8L	w/ ABS	P	CV5162		CV5525X	BK DX524	BK DX508
	3.8L	w/o ABS	D	CV5157		CV5525	BK DX524	BK DX508
	3.8L	w/o ABS	P	CV5158		CV5525	BK DX524	BK DX508
1992-89	3.1L	w/ ABS	D	CV5161		CV5525X	BK DX524	BK DX508
	3.1L	w/ ABS	P	CV5162		CV5525X	BK DX524	BK DX508
	3.1L	w/o ABS	D	CV5157		CV5525	BK DX524	BK DX508
	3.1L	w/o ABS	P	CV5158		CV5525	BK DX524	BK DX508
1989-88	2.8L	w/ ABS	D	CV5161		CV5525X	BK DX524	BK DX508
	2.8L	w/ ABS	P	CV5162		CV5525X	BK DX524	BK DX508
	2.8L	w/o ABS	D	CV5157		CV5525	BK DX524	BK DX508
	2.8L	w/o ABS	P	CV5158		CV5525	BK DX524	BK DX508
RENDEZVOUS								
2002	3.4L	AWD	D	CV5405				
	3.4L	AWD	P	CV5407				
	3.4L	FWD	D	CV5405				
	3.4L	FWD	P	CV5406				
RIVIERA								
1999-97	3.8L	Supercharged	D	CV5341			BK DX524	BK DX553
	3.8L	Supercharged	P	CV5342			BK DX524	BK DX553
1997	3.8L	w/o Supercharger	D	CV5339			BK DX524	BK DX508
	3.8L	w/o Supercharger	P	CV5340			BK DX524	BK DX508

BUICK (cont.)

Year Année Ano	Engine	Application Aplicacion	Side Coté Lado	Reman CV Shaft Cardan réusiné Cardanica resinada	CV Shaft w/New Outer Joint Cardan avec Joint Ext. Neuf	Reman Outer Joint & Boot Joint Ext. réusiné & Soufflet	Outer Boot Kit Ensemble Soufflet Extérieur Juegos de bota exterior	Inner Boot Kit Ensemble Soufflet Intérieur Juegos de bota Interior
BUICK (Cont'd)								
RIVIERA (Cont'd)								
1996-95	3.8L	Supercharged	D	CV5302			BK DX524	BK DX508
	3.8L	Supercharged	P	CV5303			BK DX524	BK DX508
	3.8L	w/o Supercharger	D	CV5302			BK DX524	BK DX508
	3.8L	w/o Supercharger	P	CV5344			BK DX524	BK DX508
1993-92	3.8L		D	CV5260		CV5562	BK DX524	BK DX548
	3.8L		P	CV5261		CV5562	BK DX524	BK DX548
1991	3.8L		D	CV5126		CV5528X	BK DX524	BK DX548
	3.8L		P	CV5125		CV5528X	BK DX524	BK DX548
1990-89	3.8L	w/ ABS	D	CV5126		CV5528X	BK DX524	BK DX527
	3.8L	w/ ABS	P	CV5127		CV5528X	BK DX524	BK DX527
	3.8L	w/o ABS	D	CV5135		CV5528	BK DX524	BK DX527
	3.8L	w/o ABS	P	CV5136		CV5528	BK DX524	BK DX527
1988	3.8L	w/ ABS	D	CV5112		CV5507Z	BK DX524	BK DX527
	3.8L	w/ ABS	P	CV5113		CV5507Z	BK DX524	BK DX527
	3.8L	w/o ABS	D	CV5098		CV5521	BK DX524	BK DX527
	3.8L	w/o ABS	P	CV5099		CV5521	BK DX524	BK DX527
1987	3.8L	w/ ABS	D	CV5112		CV5507X	BK DX524	BK DX508
	3.8L	w/ ABS	P	CV5113		CV5507X	BK DX524	BK DX508
1987-86	3.8L	w/o ABS	D	CV5098		CV5521	BK DX524	BK DX508
	3.8L	w/o ABS	P	CV5099		CV5521	BK DX524	BK DX508
1985	3.8L		D	CV5037		CV5512	BK DX529	BK DX528
	3.8L		P	CV5036		CV5512	BK DX529	BK DX528
	5.0L, 5.7L		D	CV5037		CV5512	BK DX529	BK DX528
	5.0L, 5.7L		P	CV5036		CV5512	BK DX529	BK DX528
1984	3.8L		D	CV5037		CV5505	BK DX519	BK DX517
	3.8L		P	CV5036		CV5512	BK DX529	BK DX528
	4.1L		D	CV5037		CV5505	BK DX528	BK DX517
	4.1L		P	CV5036		CV5512	BK DX529	BK DX519
1984-80	5.0L	From #4Z57R9E107256	D	CV5037		CV5505	BK DX519	BK DX517
	5.0L	From #4Z57R9E107256	P	CV5036		CV5505	BK DX519	BK DX517
1984-79	5.7L	From #4Z57R9E107256	D	CV5037		CV5505	BK DX519	BK DX517
	5.7L	From #4Z57R9E107256	P	CV5036		CV5505	BK DX519	BK DX517
1983-81	4.1L	From #4Z57R9E107256	D	CV5037		CV5505	BK DX519	BK DX517
	4.1L	From #4Z57R9E107256	P	CV5036		CV5505	BK DX519	BK DX517
1983-80	3.8L	From #4Z57R9E107256	D	CV5037		CV5505	BK DX519	BK DX517
	3.8L	From #4Z57R9E107256	P	CV5036		CV5505	BK DX519	BK DX517
1979	3.8L, 5.7L	To #4Z57R9E107256	D	CV5037		CV5504	BK DX519	BK DX517
	3.8L, 5.7L	To #4Z57R9E107256	P	CV5036		CV5504	BK DX519	BK DX517
SKYHAWK								
1989-85	2.0L	AT	D	CV5048		CV5508	BK DX523	BK DX503
	2.0L	AT	P	CV5058		CV5508	BK DX523	BK DX503
	2.0L	MT w/o Turbo	D	CV5057		CV5508	BK DX523	BK DX503
	2.0L	MT w/o Turbo	P	CV5056		CV5508	BK DX523	BK DX503
1987	2.0L	MT Turbo	D	CV5091		CV5510	BK DX524	BK DX508
	2.0L	MT Turbo	P	CV5096		CV5510	BK DX524	BK DX508
1986-85	1.8L	AT	D	CV5048		CV5508	BK DX523	BK DX503
	1.8L	AT	P	CV5058		CV5508	BK DX523	BK DX503
	1.8L	MT 4 spd. w/Turbo	D	CV5091		CV5510	BK DX524	BK DX508
	1.8L	MT 4 spd. w/Turbo	P	CV5090		CV5510	BK DX524	BK DX508
	1.8L	MT w/o Turbo	D	CV5057		CV5508	BK DX523	BK DX503
	1.8L	MT w/o Turbo	P	CV5056		CV5508	BK DX523	BK DX503

BUICK (cont.)

Year Année Ano	Engine	Application Applicacion	Side Coté Lado	Reman CV Shaft Cardan réusiné Cardanica resinada	CV Shaft w/New Outer Joint Cardan avec Joint Ext. Neuf	Reman Outer Joint & Boot Joint Ext. réusiné & Soufflet	Outer Boot Kit Ensemble Soufflet Extérieur Juegos de bota exterior	Inner Boot Kit Ensemble Soufflet Intérieur Juegos de bota Interior
BUICK (Cont'd)								
SKYHAWK (Cont'd)								
1984	1.8L	AT	D	CV5048		CV5518	BK DX510	BK DX503
	1.8L	AT	P	CV5058		CV5518	BK DX510	BK DX503
	1.8L	MT Turbo	D	CV5091		CV5503	BK DX505	BK DX508
	1.8L	MT Turbo	P	CV5090		CV5503	BK DX505	BK DX508
	1.8L	MT w/o Turbo	D	CV5057		CV5518	BK DX510	BK DX503
	1.8L	MT w/o Turbo	P	CV5056		CV5518	BK DX510	BK DX503
	2.0L	AT	D	CV5048		CV5518	BK DX510	BK DX503
	2.0L	AT	P	CV5058		CV5518	BK DX510	BK DX503
	2.0L	MT w/o Turbo	D	CV5057		CV5518	BK DX510	BK DX503
	2.0L	MT w/o Turbo	P	CV5056		CV5518	BK DX510	BK DX503
1983	1.8L	AT	D	CV5025		CV5502	BK DX510	BK DX501
	1.8L	AT	P	CV5026		CV5502	BK DX510	BK DX501
	1.8L, 2.0L	MT	D	CV5027		CV5502	BK DX510	BK DX503
	1.8L, 2.0L	MT	P	CV5028		CV5502	BK DX510	BK DX503
	2.0L	AT	D	CV5025		CV5502	BK DX510	BK DX501
	2.0L	AT	P	CV5026		CV5502	BK DX510	BK DX501
1982	1.8L	AT w/ AC	D	CV5025		CV5502	BK DX510	BK DX501
	1.8L	AT w/ AC	P	CV5026		CV5502	BK DX510	BK DX501
	1.8L	AT w/o AC	D	CV5003		CV5502	BK DX510	BK DX512
	1.8L	AT w/o AC	P	CV5024		CV5502	BK DX510	BK DX512
	1.8L	MT	D	CV5002		CV5502	BK DX510	BK DX512
	1.8L	MT	P	CV5018		CV5502	BK DX510	BK DX512
SKYLARK								
1998-96	2.4L	3 spd.	D	CV5252		CV5508X	BK DX523	BK DX549
	2.4L	3 spd.	P	CV5253		CV5508X	BK DX523	BK DX549
	2.4L	4 spd.	D	CV5304		CV5510X	BK DX524	BK DX549
	2.4L	4 spd.	P	CV5305		CV5510X	BK DX524	BK DX549
1998-94	3.1L	3 spd.	D	CV5252		CV5508X	BK DX523	BK DX549
	3.1L	3 spd.	P	CV5253		CV5508X	BK DX523	BK DX549
	3.1L	4 spd.	D	CV5304		CV5510X	BK DX524	BK DX549
	3.1L	4 spd.	P	CV5305		CV5510X	BK DX524	BK DX549
1995-94	2.3L	3 spd.	D	CV5252		CV5508X	BK DX523	BK DX549
	2.3L	3 spd.	P	CV5253		CV5508X	BK DX523	BK DX549
	2.3L	4 spd.	D	CV5304		CV5510X	BK DX524	BK DX549
	2.3L	4 spd.	P	CV5305		CV5510X	BK DX524	BK DX549
1993-92	2.3L, 3.3L	w/ Aluminum Wheels	D	CV5254		CV5510X	BK DX524	BK DX549
	2.3L, 3.3L	w/ Aluminum Wheels	P	CV5255		CV5510X	BK DX524	BK DX549
	2.3L, 3.3L	w/o Aluminum Wheels	D	CV5252		CV5508X	BK DX523	BK DX549
	2.3L, 3.3L	w/o Aluminum Wheels	P	CV5253		CV5508X	BK DX523	BK DX549
1991	2.3L, 2.5L, 3.3L	AT w/ ABS	D	CV5252		CV5508X	BK DX523	BK DX549
	2.3L, 2.5L, 3.3L	AT w/ ABS	P	CV5253		CV5508X	BK DX523	BK DX549
	2.3L, 2.5L, 3.3L	AT w/o ABS	D	CV5048		CV5508	BK DX523	BK DX549
	2.3L, 2.5L, 3.3L	AT w/o ABS	P	CV5058		CV5508	BK DX523	BK DX549
1990-89	3.3L	AT	D	CV5062		CV5508	BK DX523	BK DX503
	3.3L	AT	P	CV5058		CV5508	BK DX523	BK DX503
	3.3L	MT	D	CV5089		CV5510	BK DX524	BK DX508
	3.3L	MT	P	CV5090		CV5510	BK DX524	BK DX508
1990-88	2.3L	AT	D	CV5062		CV5508	BK DX523	BK DX503
	2.3L	AT	P	CV5058		CV5508	BK DX523	BK DX503
	2.3L	MT	D	CV5089		CV5510	BK DX524	BK DX508
	2.3L	MT	P	CV5090		CV5510	BK DX524	BK DX508
1990-86	2.5L	AT	D	CV5062		CV5508	BK DX523	BK DX503

BUICK (cont.)

Year Année Ano	Engine	Application Applicacion	Side Coté Lado	Reman CV Shaft Cardan réusiné Cardanica resinada	CV Shaft w/New Outer Joint Cardan avec Joint Ext. Neuf	Reman Outer Joint & Boot Joint Ext. réusiné & Soufflet	Outer Boot Kit Ensemble Soufflet Extérieur Juegos de bota exterior	Inner Boot Kit Ensemble Soufflet Intérieur Juegos de bota Interior
BUICK (Cont'd)								
SKYLARK (Cont'd)								
1990-86	2.5L	AT	P	CV5058		CV5508	BK DX523	BK DX503
	2.5L	MT	D	CV5089		CV5510	BK DX524	BK DX508
	2.5L	MT	P	CV5090		CV5510	BK DX524	BK DX508
1988-86	3.0L	AT	D	CV5062		CV5508	BK DX523	BK DX503
	3.0L	AT	P	CV5058		CV5508	BK DX523	BK DX503
	3.0L	MT	D	CV5089		CV5510	BK DX524	BK DX508
	3.0L	MT	P	CV5090		CV5510	BK DX524	BK DX508
1985	2.5L	AT	D	CV5022		CV5508	BK DX523	BK DX503
	2.5L	AT	P	CV5023		CV5508	BK DX523	BK DX503
	2.5L	MT	D	CV5020		CV5508	BK DX523	BK DX503
	2.5L	MT	P	CV5021		CV5508	BK DX523	BK DX503
	2.8L	AT	D	CV5048		CV5508	BK DX523	BK DX503
	2.8L	AT	P	CV5061		CV5508	BK DX523	BK DX503
	2.8L	MT	D	CV5091		CV5510	BK DX524	BK DX508
	2.8L	MT	P	CV5092		CV5510	BK DX524	BK DX508
1984	2.5L	AT	D	CV5022		CV5518	BK DX510	BK DX512
	2.5L	AT	P	CV5023		CV5518	BK DX510	BK DX512
	2.5L	MT	D	CV5020		CV5518	BK DX510	BK DX512
	2.5L	MT	P	CV5021		CV5518	BK DX510	BK DX512
	2.8L	AT	D	CV5060		CV5518	BK DX510	BK DX503
	2.8L	AT	P	CV5061		CV5518	BK DX510	BK DX503
	2.8L	MT	D	CV5020		CV5518	BK DX510	BK DX512
	2.8L	MT	P	CV5021		CV5518	BK DX510	BK DX512
1983-82	2.8L	AT w/ Cylindrical Shaped Tulip	D	CV5005		CV5502	BK DX510	BK DX501
	2.8L	AT w/ Cylindrical Shaped Tulip	P	CV5006		CV5502	BK DX510	BK DX501
	2.8L	AT w/ Y-Shaped Tulip	D	CV5005		CV5502	BK DX510	BK DX503
	2.8L	AT w/ Y-Shaped Tulip	P	CV5006		CV5502	BK DX510	BK DX503
1983-80	2.5L	AT w/35mm Seal diameter on Inboard Housing Passenger Side	D	CV5003		CV5502	BK DX510	BK DX512
	2.5L	AT w/35mm Seal diameter on Inboard Housing Passenger Side	P	CV5004		CV5502	BK DX510	BK DX512
	2.5L	AT w/40mm Seal diameter on Inboard Housing Passenger Side	D	CV5003		CV5502	BK DX510	BK DX512
	2.5L	AT w/40mm Seal diameter on Inboard Housing Passenger Side	P	CV5004S		CV5502	BK DX510	BK DX512
	2.5L	MT	D	CV5002		CV5502	BK DX510	BK DX512
	2.5L	MT	P	CV5001		CV5502	BK DX510	BK DX512
	2.8L	MT	D	CV5002		CV5502	BK DX510	BK DX512
	2.8L	MT	P	CV5001		CV5502	BK DX510	BK DX512
1981-80	2.8L	AT	D	CV5003		CV5502	BK DX510	BK DX512
	2.8L	AT	P	CV5004		CV5502	BK DX510	BK DX512
SOMERSET								
1987-85	2.5L, 3.0L	AT	D	CV5062		CV5508	BK DX523	BK DX503
	2.5L, 3.0L	AT	P	CV5058		CV5508	BK DX523	BK DX503
	2.5L, 3.0L	MT	D	CV5089		CV5510	BK DX524	BK DX508
	2.5L, 3.0L	MT	P	CV5090		CV5510	BK DX524	BK DX508
CADILLAC								
ALLANTE								
1993	4.6L		D	CV5256		CV5564	BK DX524	BK DX548
	4.6L		P	CV5256		CV5564	BK DX524	BK DX548
1992-91	4.5L		D	CV5126		CV5528X	BK DX524	BK DX548

CADILLAC (cont.)

Year Année Ano	Engine	Application Applicacion	Side Coté Lado	Reman CV Shaft Cardan réusiné Cardanica resinada	CV Shaft w/New Outer Joint Cardan avec Joint Ext. Neuf	Reman Outer Joint & Boot Joint Ext. réusiné & Soufflet	Outer Boot Kit Ensemble Soufflet Extérieur Juegos de bota exterior	Inner Boot Kit Ensemble Soufflet Intérieur Juegos de bota Interior
CADILLAC (Cont'd)								
ALLANTE								
1992-91	4.5L		P	CV5125		CV5528X	BK DX524	BK DX548
1990-89	4.5L		D	CV5126		CV5528X	BK DX524	BK DX527
	4.5L		P	CV5127		CV5528X	BK DX524	BK DX527
1988-87	4.1L		D	CV5112		CV5507Z	BK DX524	BK DX508
	4.1L		P	CV5113		CV5507Z	BK DX524	BK DX508
CATERA								
2001-97	3.0L	Rear	D	CV5326				
	3.0L	Rear	P	CV5326				
CIMARRON								
1988-87	2.8L	AT	D	CV5048		CV5508	BK DX523	BK DX503
	2.8L	AT	P	CV5058		CV5508	BK DX523	BK DX503
	2.8L	MT w/Round Shaped Tulip	D	CV5091		CV5510	BK DX524	BK DX529
	2.8L	MT w/Round Shaped Tulip	P	CV5095		CV5510	BK DX524	BK DX529
	2.8L	MT w/Y-Shaped Tulip	D	CV5091		CV5510	BK DX524	BK DX508
	2.8L	MT w/Y-Shaped Tulip	P	CV5095		CV5510	BK DX524	BK DX508
1986	2.0L	MT 4 spd.	D	CV5091		CV5510	BK DX524	BK DX508
	2.0L	MT 4 spd.	P	CV5090		CV5510	BK DX524	BK DX508
	2.0L	MT 5 spd.	D	CV5057		CV5508	BK DX523	BK DX503
	2.0L	MT 5 spd.	P	CV5056		CV5508	BK DX523	BK DX503
1986-85	2.0L	AT	P	CV5058		CV5508	BK DX523	BK DX503
	2.0L, 2.8L	AT	D	CV5048		CV5508	BK DX523	BK DX503
	2.8L	AT	P	CV5054		CV5508	BK DX523	BK DX503
	2.8L	MT 4 spd.	D	CV5091		CV5510	BK DX524	BK DX508
	2.8L	MT 4 spd.	P	CV5090		CV5510	BK DX524	BK DX508
	2.8L	MT 5 spd.	D	CV5057		CV5508	BK DX523	BK DX503
	2.8L	MT 5 spd.	P	CV5056		CV5508	BK DX523	BK DX503
1984	2.0L	AT	D	CV5048		CV5518	BK DX510	BK DX503
	2.0L	AT	P	CV5058		CV5518	BK DX510	BK DX503
	2.0L	MT	D	CV5057		CV5518	BK DX510	BK DX503
	2.0L	MT	P	CV5056		CV5518	BK DX510	BK DX503
1983	2.0L	AT	D	CV5025		CV5502	BK DX510	BK DX501
	2.0L	AT	P	CV5026		CV5502	BK DX510	BK DX501
	2.0L	MT	D	CV5027		CV5502	BK DX510	BK DX503
	2.0L	MT	P	CV5028		CV5502	BK DX510	BK DX503
1982	1.8L	AT w/ AC	D	CV5025		CV5502	BK DX510	BK DX501
	1.8L	AT w/ AC	P	CV5026		CV5502	BK DX510	BK DX501
	1.8L	AT w/o AC	D	CV5003		CV5502	BK DX510	BK DX512
	1.8L	AT w/o AC	P	CV5024		CV5502	BK DX510	BK DX512
	1.8L	MT	D	CV5002		CV5502	BK DX510	BK DX512
	1.8L	MT	P	CV5018		CV5502	BK DX510	BK DX512
CONCOURS								
1999-98	4.6L	FE0 , FE1 or FE3 Suspension Option	D	CV5256			BK DX524	BK DX548
	4.6L	FE0 , FE1 or FE3 Suspension Option	P	CV5256			BK DX524	BK DX548
	4.6L	FE7 Suspension Option	D	CV5347			BK DX554	BK DX553
	4.6L	FE7 Suspension Option	P	CV5347			BK DX554	BK DX553
1997-94	4.6L		D	CV5256		CV5564	BK DX524	BK DX548
	4.6L		P	CV5256		CV5564	BK DX524	BK DX548
DEVILLE								
2002-00	4.6L	FE1or FE3 Suspension Option	D	CV5408			BK DX524	BK DX553
	4.6L	FE1or FE3 Suspension Option	P	CV5408			BK DX524	BK DX553

CADILLAC (cont.)

Year Année Ano	Engine	Application Applicacion	Side Coté Lado	Reman CV Shaft Cardan réusiné Cardanica resinada	CV Shaft w/New Outer Joint Cardan avec Joint Ext. Neuf	Reman Outer Joint & Boot Joint Ext. réusiné & Soufflet	Outer Boot Kit Ensemble Soufflet Extérieur Juegos de bota exterior	Inner Boot Kit Ensemble Soufflet Intérieur Juegos de bota Interior
CADILLAC (Cont'd)								
DEVILLE (Cont'd)								
2002-00	4.6L	FE7 Suspension Option	D	CV5409				
	4.6L	FE7 Suspension Option	P	CV5409				
1999-98	4.6L	FE0 , FE1 or FE3 Suspension Option	D	CV5256			BK DX524	BK DX548
	4.6L	FE0 , FE1 or FE3 Suspension Option	P	CV5256			BK DX524	BK DX548
	4.6L	FE7 Suspension Option	D	CV5347			BK DX554	BK DX553
	4.6L	FE7 Suspension Option	P	CV5347			BK DX554	BK DX553
1997-96	4.6L		D	CV5256		CV5564	BK DX524	BK DX548
	4.6L		P	CV5256		CV5564	BK DX524	BK DX548
1995-94	4.9L		D	CV5260		CV5562	BK DX524	BK DX548
	4.9L		P	CV5261		CV5562	BK DX524	BK DX548
1993-92	4.9L	24mm Thread Diameter	D	CV5126		CV5528X	BK DX524	BK DX548
	4.9L	24mm Thread Diameter	P	CV5125		CV5528X	BK DX524	BK DX548
	4.9L	27mm Thread Diameter	D	CV5260		CV5562	BK DX524	BK DX548
	4.9L	27mm Thread Diameter	P	CV5261		CV5562	BK DX524	BK DX548
1991	4.9L	w/ 27 Spline Joint Hub	D	CV5112		CV5507Z	BK DX524	BK DX548
	4.9L	w/ 27 Spline Joint Hub	P	CV5122		CV5507Z	BK DX524	BK DX548
	4.9L	w/ 33 Spline Joint Hub	D	CV5126		CV5528X	BK DX524	BK DX548
	4.9L	w/ 33 Spline Joint Hub	P	CV5125		CV5528X	BK DX524	BK DX548
1990	4.5L	w/ ABS w/ 27 Spline Joint Hub	D	CV5112		CV5507Z	BK DX524	BK DX527
	4.5L	w/ ABS w/ 27 Spline Joint Hub	P	CV5113		CV5507Z	BK DX524	BK DX527
	4.5L	w/ ABS w/ 33 Spline Joint Hub	D	CV5126		CV5528X	BK DX524	BK DX527
	4.5L	w/ ABS w/ 33 Spline Joint Hub	P	CV5127		CV5528X	BK DX524	BK DX527
	4.5L	w/o ABS w/ 27 Spline Joint Hub	D	CV5098		CV5521	BK DX524	BK DX527
	4.5L	w/o ABS w/ 27 Spline Joint Hub	P	CV5099		CV5521	BK DX524	BK DX527
	4.5L	w/o ABS w/ 33 Spline Joint Hub	D	CV5135		CV5528	BK DX524	BK DX527
	4.5L	w/o ABS w/ 33 Spline Joint Hub	P	CV5136		CV5528	BK DX524	BK DX527
1989-88	4.5L	w/ ABS	D	CV5112		CV5507Z	BK DX524	BK DX527
	4.5L	w/ ABS	P	CV5113		CV5507Z	BK DX524	BK DX527
	4.5L	w/o ABS	D	CV5098		CV5521	BK DX524	BK DX527
	4.5L	w/o ABS	P	CV5099		CV5521	BK DX524	BK DX527
1987	4.1L	w/ ABS	D	CV5112		CV5507Z	BK DX524	BK DX508
	4.1L	w/ ABS	P	CV5113		CV5507Z	BK DX524	BK DX508
1987-86	4.1L	w/o ABS	D	CV5098		CV5507	BK DX524	BK DX508
	4.1L	w/o ABS	P	CV5099		CV5507	BK DX524	BK DX508
1986	4.1L	w/ ABS	D	CV5107		CV5507X	BK DX524	BK DX508
	4.1L	w/ ABS	P	CV5108		CV5507X	BK DX524	BK DX508
1985	4.1L, 4.3L	3 Fold Boot	D	CV5098		CV5501	BK DX505	BK DX508
	4.1L, 4.3L	3 Fold Boot	P	CV5099		CV5501	BK DX505	BK DX508
	4.1L, 4.3L	5 Fold Boot	D	CV5098		CV5507	BK DX524	BK DX508
	4.1L, 4.3L	5 Fold Boot	P	CV5099		CV5507	BK DX524	BK DX508
ELDORADO								
2002-00	4.6L		D	CV5410				
	4.6L		P	CV5410				
1999-93	4.6L		D	CV5256		CV5564	BK DX524	BK DX548
	4.6L		P	CV5256		CV5564	BK DX524	BK DX548
1993-92	4.9L		D	CV5260		CV5562	BK DX524	BK DX548
	4.9L		P	CV5261		CV5562	BK DX524	BK DX548
1991	4.9L		D	CV5126		CV5528X	BK DX524	BK DX548
	4.9L		P	CV5125		CV5528X	BK DX524	BK DX548
1990-89	4.5L	w/ ABS	D	CV5126		CV5528X	BK DX524	BK DX527

CADILLAC (cont.)

Year Année Ano	Engine	Application Aplicacion	Side Coté Lado	Reman CV Shaft Cardan réusiné Cardanica resinada	CV Shaft w/New Outer Joint Cardan avec Joint Ext. Neuf	Reman Outer Joint & Boot Joint Ext. réusiné & Soufflet	Outer Boot Kit Ensemble Soufflet Extérieur Juegos de bota exterior	Inner Boot Kit Ensemble Soufflet Intérieur Juegos de bota Interior
CADILLAC (Cont'd)								
ELDORADO (Cont'd)								
1990-89	4.5L	w/ ABS	P	CV5127		CV5528X	BK DX524	BK DX527
	4.5L	w/o ABS	D	CV5135		CV5528	BK DX524	BK DX527
	4.5L	w/o ABS	P	CV5136		CV5528	BK DX524	BK DX527
1988	4.5L	w/ ABS	D	CV5112		CV5507Z	BK DX524	BK DX527
	4.5L	w/ ABS	P	CV5113		CV5507Z	BK DX524	BK DX527
	4.5L	w/o ABS	D	CV5098		CV5521	BK DX524	BK DX527
	4.5L	w/o ABS	P	CV5099		CV5521	BK DX524	BK DX527
1987-86	4.1L	w/ ABS	D	CV5112		CV5507Z	BK DX524	BK DX508
	4.1L	w/ ABS	P	CV5113		CV5507Z	BK DX524	BK DX508
	4.1L	w/o ABS	D	CV5098		CV5521	BK DX524	BK DX508
	4.1L	w/o ABS	P	CV5099		CV5521	BK DX524	BK DX508
1985	4.1L		D	CV5037		CV5512	BK DX529	BK DX528
	4.1L		P	CV5036		CV5512	BK DX529	BK DX528
	5.7L		D	CV5037		CV5512	BK DX529	BK DX528
	5.7L		P	CV5036		CV5512	BK DX529	BK DX528
1984-81	4.1L		D	CV5037		CV5505	BK DX519	BK DX517
	4.1L		P	CV5036		CV5505	BK DX519	BK DX517
1984-80	5.7L		D	CV5037		CV5505	BK DX519	BK DX517
	5.7L		P	CV5036		CV5505	BK DX519	BK DX517
1981-80	6.0L		D	CV5037		CV5505	BK DX519	BK DX517
	6.0L		P	CV5036		CV5505	BK DX519	BK DX517
1979	5.7L	From # 6L57B9E609659	D	CV5037		CV5505	BK DX519	BK DX517
	5.7L	From # 6L57B9E609659	P	CV5036		CV5505	BK DX519	BK DX517
	5.7L	To # 6L57B9E609658	D	CV5037		CV5504	BK DX519	BK DX517
	5.7L	To # 6L57B9E609658	P	CV5036		CV5504	BK DX519	BK DX517
1978-67	7.0L		D	CV5076		CV5516	BK DX535	BK DX536
	7.0L		P	CV5077		CV5516	BK DX535	BK DX536
1976-70	8.2L		D	CV5076		CV5516	BK DX535	BK DX536
	8.2L		P	CV5077		CV5516	BK DX535	BK DX536
1969-68	7.7L		D	CV5076		CV5516	BK DX535	BK DX536
	7.7L		P	CV5077		CV5516	BK DX535	BK DX536
ESCALADE								
2002	5.3L		D	CV5383			BK DX554	BK DX552
	5.3L		P	CV5383			BK DX552	
	6.0L		D	CV5383			BK DX554	BK DX552
	6.0L		P	CV5383			BK DX552	
2000-99	5.7L		D	CV5148		CV5529	BK DX554	BK DX552
	5.7L		P	CV5148		CV5529	BK DX554	BK DX552
FLEETWOOD								
1993-92	4.9L	24mm Thread Diameter	D	CV5126		CV5528X	BK DX524	BK DX548
	4.9L	24mm Thread Diameter	P	CV5125		CV5528X	BK DX524	BK DX548
	4.9L	27mm Thread Diameter	D	CV5260		CV5562	BK DX524	BK DX548
	4.9L	27mm Thread Diameter	P	CV5261		CV5562	BK DX524	BK DX548
1991	4.9L	w/ 27 Spline Joint Hub	D	CV5112		CV5507Z	BK DX524	BK DX548
	4.9L	w/ 27 Spline Joint Hub	P	CV5122		CV5507Z	BK DX524	BK DX548
	4.9L	w/ 33 Spline Joint Hub	D	CV5126		CV5528X	BK DX524	BK DX548
	4.9L	w/ 33 Spline Joint Hub	P	CV5125		CV5528X	BK DX524	BK DX548
1990	4.5L	w/ ABS w/ 27 Spline Joint Hub	D	CV5112		CV5507Z	BK DX524	BK DX527
	4.5L	w/ ABS w/ 27 Spline Joint Hub	P	CV5113		CV5507Z	BK DX524	BK DX527
	4.5L	w/ ABS w/ 33 Spline Joint Hub	D	CV5126		CV5528X	BK DX524	BK DX527

CADILLAC (cont.)

Year Année Ano	Engine	Application Aplicacion	Side Coté Lado	Reman CV Shaft Cardan réusiné Cardanica resinada	CV Shaft w/New Outer Joint Cardan avec Joint Ext. Neuf	Reman Outer Joint & Boot Joint Ext. réusiné & Soufflet	Outer Boot Kit Ensemble Soufflet Extérieur Juegos de bota exterior	Inner Boot Kit Ensemble Soufflet Intérieur Juegos de bota Interior
CADILLAC (Cont'd)								
FLEETWOOD (Cont'd)								
1990	4.5L	w/ ABS w/ 33 Spline Joint Hub	P	CV5127		CV5528X	BK DX524	BK DX527
	4.5L	w/o ABS w/ 27 Spline Joint Hub	D	CV5098		CV5521	BK DX524	BK DX527
	4.5L	w/o ABS w/ 27 Spline Joint Hub	P	CV5099		CV5521	BK DX524	BK DX527
	4.5L	w/o ABS w/ 33 Spline Joint Hub	D	CV5135		CV5528	BK DX524	BK DX527
	4.5L	w/o ABS w/ 33 Spline Joint Hub	P	CV5136		CV5528	BK DX524	BK DX527
1989-88	4.5L	w/ ABS	D	CV5112		CV5507Z	BK DX524	BK DX527
	4.5L	w/ ABS	P	CV5113		CV5507Z	BK DX524	BK DX527
	4.5L	w/o ABS	D	CV5098		CV5521	BK DX524	BK DX527
	4.5L	w/o ABS	P	CV5099		CV5521	BK DX524	BK DX527
1987	4.1L	w/ ABS	D	CV5112		CV5507Z	BK DX524	BK DX508
	4.1L	w/ ABS	P	CV5113		CV5507Z	BK DX524	BK DX508
1987-86	4.1L	w/o ABS	D	CV5098		CV5507	BK DX524	BK DX508
	4.1L	w/o ABS	P	CV5099		CV5507	BK DX524	BK DX508
1986	4.1L	w/ ABS	D	CV5107		CV5507X	BK DX524	BK DX508
	4.1L	w/ ABS	P	CV5108		CV5507X	BK DX524	BK DX508
1985	4.1L, 4.3L	3 Fold Boot	D	CV5098		CV5501	BK DX505	BK DX508
	4.1L, 4.3L	3 Fold Boot	P	CV5099		CV5501	BK DX505	BK DX508
	4.1L, 4.3L	5 Fold Boot	D	CV5098		CV5507	BK DX524	BK DX508
	4.1L, 4.3L	5 Fold Boot	P	CV5099		CV5507	BK DX524	BK DX508
SEVILLE								
2002-00	4.6L		D	CV5409				
	4.6L		P	CV5409				
1999-98	4.6L		D	CV5375			BK DX524	BK DX553
	4.6L		P	CV5375			BK DX524	BK DX553
1997-93	4.6L		D	CV5256		CV5564	BK DX524	BK DX548
	4.6L		P	CV5256		CV5564	BK DX524	BK DX548
1993-92	4.9L		D	CV5260		CV5562	BK DX524	BK DX548
	4.9L		P	CV5261		CV5562	BK DX524	BK DX548
1991	4.9L		D	CV5126		CV5528X	BK DX524	BK DX548
	4.9L		P	CV5125		CV5528X	BK DX524	BK DX548
1990-89	4.5L	w/ ABS	D	CV5126		CV5528X	BK DX524	BK DX527
	4.5L	w/ ABS	P	CV5127		CV5528X	BK DX524	BK DX527
	4.5L	w/o ABS	D	CV5135		CV5528	BK DX524	BK DX527
	4.5L	w/o ABS	P	CV5136		CV5528	BK DX524	BK DX527
1988	4.5L	w/ ABS	D	CV5112		CV5507Z	BK DX524	BK DX527
	4.5L	w/ ABS	P	CV5113		CV5507Z	BK DX524	BK DX527
	4.5L	w/o ABS	D	CV5098		CV5521	BK DX524	BK DX527
	4.5L	w/o ABS	P	CV5099		CV5521	BK DX524	BK DX527
1987-86	4.1L	w/ ABS	D	CV5112		CV5507Z	BK DX524	BK DX508
	4.1L	w/ ABS	P	CV5113		CV5507Z	BK DX524	BK DX508
	4.1L	w/o ABS	D	CV5098		CV5521	BK DX524	BK DX508
	4.1L	w/o ABS	P	CV5099		CV5521	BK DX524	BK DX508
1985	4.1L		D	CV5037		CV5512	BK DX529	BK DX528
	4.1L		P	CV5036		CV5512	BK DX529	BK DX528
	5.7L		D	CV5037		CV5512	BK DX529	BK DX528
	5.7L		P	CV5036		CV5512	BK DX529	BK DX528
1984-81	4.1L		D	CV5037		CV5505	BK DX519	BK DX517
	4.1L		P	CV5036		CV5505	BK DX519	BK DX517
1984-80	5.7L		D	CV5037		CV5505	BK DX519	BK DX517
	5.7L		P	CV5036		CV5505	BK DX519	BK DX517

CADILLAC (cont.)

Year Année Ano	Engine	Application Aplicacion	Side Coté Lado	Reman CV Shaft Cardan réusiné Cardanica resinada	CV Shaft w/New Outer Joint Cardan avec Joint Ext. Neuf	Reman Outer Joint & Boot Joint Ext. réusiné & Soufflet	Outer Boot Kit Ensemble Soufflet Extérieur Juegos de bota exterior	Inner Boot Kit Ensemble Soufflet Intérieur Juegos de bota Interior
CADILLAC (Cont'd)								
SEVILLE (Cont'd)								
1981-80	6.0L		D	CV5037		CV5505	BK DX519	BK DX517
	6.0L		P	CV5036		CV5505	BK DX519	BK DX517
1979	5.7L	From # 6L57B9E609659	D	CV5037		CV5505	BK DX519	BK DX517
	5.7L	From # 6L57B9E609659	P	CV5036		CV5505	BK DX519	BK DX517
	5.7L	To # 6L57B9E609658	D	CV5037		CV5504	BK DX519	BK DX517
	5.7L	To # 6L57B9E609658	P	CV5036		CV5504	BK DX519	BK DX517
1978-76	5.7L		D	CV5076		CV5516	BK DX535	BK DX536
	5.7L		P	CV5077		CV5516	BK DX535	BK DX536
CHEVROLET								
ASTRO								
2002-97	4.3L	Front Shafts	D	CV5328	CVX5328	CV5529	BK DX554	BK DX508
	4.3L	Front Shafts	P	CV5328	CVX5328	CV5529	BK DX554	BK DX508
1998-90	4.3L	Front Propelling Shaft w/ Universal Joint	S	CV5317				
	4.3L	Front Propelling Shaft w/o Universal Joint	S	CV5241			BK DX106	BK DX106
1996-89	4.3L	Front Shafts w/ ABS Ring	D	CV5263	CVX5263	CV5529X	BK DX554	BK DX528
	4.3L	Front Shafts w/ ABS Ring	P	CV5263	CVX5263	CV5529X	BK DX554	BK DX528
	4.3L	Front Shafts w/o ABS Ring	D	CV5262	CVX5262	CV5529	BK DX554	BK DX528
	4.3L	Front Shafts w/o ABS Ring	P	CV5262	CVX5262	CV5529	BK DX554	BK DX528
1990	2.5L	Front Propelling Shaft w/ Universal Joint	S	CV5317				
	2.5L	Front Propelling Shaft w/o Universal Joint	S	CV5241			BK DX106	BK DX106
1990-89	2.5L	Front Shafts w/ ABS Ring	D	CV5263	CVX5263	CV5529X	BK DX554	BK DX528
	2.5L	Front Shafts w/ ABS Ring	P	CV5263	CVX5263	CV5529X	BK DX554	BK DX528
	2.5L	Front Shafts w/o ABS Ring	D	CV5262	CVX5262	CV5529	BK DX554	BK DX528
	2.5L	Front Shafts w/o ABS Ring	P	CV5262	CVX5262	CV5529	BK DX554	BK DX528
AVALANCHE 1500								
2002	5.3L		D	CV5383			BK DX554	BK DX552
	5.3L		P	CV5383			BK DX554	BK DX552
AVALANCHE 2500								
2002	8.1L		D	CV5384			BK DX530	BK DX529AB
	8.1L		P	CV5384			BK DX530	BK DX529AB
BERETTA								
1996-94	2.2L	AT 3 spd.	D	CV5284		CV5508X	BK DX523	BK DX503
	2.2L	AT 3 spd.	P	CV5285		CV5508X	BK DX523	BK DX503
	3.1L	AT 4 spd.	D	CV5304		CV5510X	BK DX524	BK DX549
	3.1L	AT 4 spd.	P	CV5305		CV5510X	BK DX524	BK DX549
1996-92	2.2L	MT	D	CV5286		CV5508X	BK DX523	BK DX503
	2.2L	MT	P	CV5287		CV5508X	BK DX523	BK DX503
1994	2.3L	AT 4 spd.	D	CV5304		CV5510X	BK DX524	BK DX549
	2.3L	AT 4 spd.	P	CV5305		CV5510X	BK DX524	BK DX549
1994-92	2.3L	MT	D	CV5268		CV5510X	BK DX524	BK DX529
	2.3L	MT	P	CV5269		CV5510X	BK DX524	BK DX529
1993-92	2.2L	AT	D	CV5284		CV5508X	BK DX523	BK DX503
	2.2L	AT	P	CV5285		CV5508X	BK DX523	BK DX503
	2.3L, 3.1L	AT	D	CV5284		CV5508X	BK DX523	BK DX549
	2.3L, 3.1L	AT	P	CV5285		CV5508X	BK DX523	BK DX549
	3.1L	MT	D	CV5271		CV5510X	BK DX524	BK DX529
	3.1L	MT	P	CV5272		CV5510X	BK DX524	BK DX529

CHEVROLET (cont.)

Year Année Ano	Engine	Application Applicacion	Side Coté Lado	Reman CV Shaft Cardan réusiné Cardanica resinada	CV Shaft w/New Outer Joint Cardan avec Joint Ext. Neuf	Reman Outer Joint & Boot Joint Ext. réusiné & Soufflet	Outer Boot Kit Ensemble Soufflet Extérieur Juegos de bota exterior	Inner Boot Kit Ensemble Soufflet Intérieur Juegos de bota Interior
----------------------	--------	----------------------------	----------------------	---	---	---	---	---

CHEVROLET (Cont'd)

BERETTA (Cont'd)

1991-90	2.2L	AT	D	CV5048		CV5508	BK DX523	BK DX503
	2.2L	AT	P	CV5058		CV5508	BK DX523	BK DX503
	2.2L	MT	D	CV5057		CV5508	BK DX523	BK DX503
	2.2L	MT	P	CV5056		CV5508	BK DX523	BK DX503
	2.3L	AT w/ Round Shaped Tulip	D	CV5048		CV5510	BK DX524	BK DX529
	2.3L	AT w/ Round Shaped Tulip	P	CV5054		CV5510	BK DX524	BK DX529
	2.3L	AT w/ Y-Shaped Tulip	D	CV5048		CV5508	BK DX523	BK DX503
	2.3L	AT w/ Y-Shaped Tulip	P	CV5054		CV5508	BK DX523	BK DX503
	2.3L	MT w/ Round Shaped Tulip	D	CV5091		CV5510	BK DX524	BK DX529
	2.3L	MT w/ Round Shaped Tulip	P	CV5095		CV5510	BK DX524	BK DX529
	2.3L	MT w/ Y-Shaped Tulip	D	CV5091		CV5510	BK DX524	BK DX508
	2.3L	MT w/ Y-Shaped Tulip	P	CV5095		CV5510	BK DX524	BK DX508
	3.1L	AT w/ Round Shaped Tulip	D	CV5048		CV5510	BK DX524	BK DX529
	3.1L	AT w/ Round Shaped Tulip	P	CV5054		CV5510	BK DX524	BK DX529
	3.1L	AT w/ Y-Shaped Tulip	D	CV5048		CV5508	BK DX523	BK DX503
	3.1L	AT w/ Y-Shaped Tulip	P	CV5054		CV5508	BK DX523	BK DX503
	3.1L	MT w/ Round Shaped Tulip	D	CV5091		CV5510	BK DX524	BK DX529
3.1L	MT w/ Round Shaped Tulip	P	CV5095		CV5510	BK DX524	BK DX529	
3.1L	MT w/ Y-Shaped Tulip	D	CV5091		CV5510	BK DX524	BK DX508	
3.1L	MT w/ Y-Shaped Tulip	P	CV5095		CV5510	BK DX524	BK DX508	
1989-87	2.0L	AT	D	CV5048		CV5508	BK DX523	BK DX503
	2.0L	AT	P	CV5058		CV5508	BK DX523	BK DX503
	2.0L	MT	D	CV5057		CV5508	BK DX523	BK DX503
	2.0L	MT	P	CV5056		CV5508	BK DX523	BK DX503
	2.8L	AT w/ Round Shaped Tulip	D	CV5048		CV5510	BK DX524	BK DX529
	2.8L	AT w/ Round Shaped Tulip	P	CV5054		CV5510	BK DX524	BK DX529
	2.8L	AT w/ Y-Shaped Tulip	D	CV5048		CV5508	BK DX523	BK DX503
	2.8L	AT w/ Y-Shaped Tulip	P	CV5054		CV5508	BK DX523	BK DX503
	2.8L	MT w/ Round Shaped Tulip	D	CV5091		CV5510	BK DX524	BK DX529
	2.8L	MT w/ Round Shaped Tulip	P	CV5095		CV5510	BK DX524	BK DX529
	2.8L	MT w/ Y-Shaped Tulip	D	CV5091		CV5510	BK DX524	BK DX508
	2.8L	MT w/ Y-Shaped Tulip	P	CV5095		CV5510	BK DX524	BK DX508

BLAZER

1994	6.5L		D	CV5273	CVX5273	CV5529X	BK DX554	BK DX554
	6.5L		P	CV5273	CVX5273	CV5529X	BK DX554	BK DX554
1994-92	5.7L		D	CV5273	CVX5273	CV5529X	BK DX554	BK DX554
	5.7L		P	CV5273	CVX5273	CV5529X	BK DX554	BK DX554

CAVALIER

2002	2.2L	AT 4 spd. w/ Ecotec engine	D	CV5367			BK DX524	BK DX549
	2.2L	AT 4 spd. w/ Ecotec engine	P	CV5368			BK DX524	BK DX549
	2.2L	AT 4 spd. w/o Ecotec engine	D	CV5367			BK DX523	BK DX555
	2.2L	AT 4 spd. w/o Ecotec engine	P	CV5368			BK DX523	BK DX555
2002-00	2.2L	MT	D	CV5387		CV5510X	BK DX524	BK DX549
	2.2L	MT	P	CV5388		CV5510X	BK DX524	BK DX549
	2.4L	MT	D	CV5387		CV5510X	BK DX524	BK DX549
	2.4L	MT	P	CV5388		CV5510X	BK DX524	BK DX549
2002-96	2.4L	AT 4 spd.	D	CV5367		CV5510X	BK DX524	BK DX549
	2.4L	AT 4 spd.	P	CV5368		CV5510X	BK DX524	BK DX549
2001-00	2.2L	AT 3 spd.	D	CV5306		CV5571X	BK DX523	BK DX555
	2.2L	AT 3 spd.	P	CV5307		CV5571X	BK DX523	BK DX555

CHEVROLET (cont.)

Year Année Ano	Engine	Application Applicacion	Side Coté Lado	Reman CV Shaft Cardan réusiné Cardanica resinada	CV Shaft w/New Outer Joint Cardan avec Joint Ext. Neuf	Reman Outer Joint & Boot Joint Ext. réusiné & Soufflet	Outer Boot Kit Ensemble Soufflet Extérieur Juegos de bota exterior	Inner Boot Kit Ensemble Soufflet Intérieur Juegos de bota Interior
CHEVROLET (Cont'd)								
CAVALIER (Cont'd)								
2001-00	2.2L	AT 4 spd.	D	CV5367		CV5571X	BK DX523	BK DX555
	2.2L	AT 4 spd.	P	CV5368		CV5571X	BK DX523	BK DX555
	2.4L	AT 3 spd.	D	CV5306		CV5571X	BK DX523	BK DX555
	2.4L	AT 3 spd.	P	CV5307		CV5571X	BK DX523	BK DX555
1999-98	2.2L	AT 3 spd.	D	CV5306		CV5571X	BK DX523	BK DX545
	2.2L	AT 3 spd.	P	CV5307		CV5571X	BK DX523	BK DX545
	2.2L	AT 4 spd.	D	CV5367		CV5571X	BK DX523	BK DX545
	2.2L	AT 4 spd.	P	CV5368		CV5571X	BK DX523	BK DX545
	2.2L	MT	D	CV5308		CV5571X	BK DX523	BK DX545
	2.2L	MT	P	CV5309		CV5571X	BK DX523	BK DX545
	2.4L	AT 3 spd.	D	CV5306		CV5571X	BK DX523	BK DX545
	2.4L	AT 3 spd.	P	CV5307		CV5571X	BK DX523	BK DX545
1999-97	2.4L	MT	D	CV5308		CV5510X	BK DX524	BK DX549
	2.4L	MT	P	CV5309		CV5510X	BK DX524	BK DX549
1997	2.2L	AT 4 spd.	D	CV5367		CV5571X	BK DX523	BK DX549
	2.2L	AT 4 spd.	P	CV5368		CV5571X	BK DX523	BK DX549
	2.4L	AT 3 spd.	D	CV5306		CV5510X	BK DX523	BK DX549
	2.4L	AT 3 spd.	P	CV5307		CV5510X	BK DX523	BK DX549
1997-95	2.2L	AT 3 spd.	D	CV5306			BK DX523	BK DX503
	2.2L	AT 3 spd.	P	CV5307			BK DX523	BK DX503
	2.2L	MT	D	CV5308			BK DX523	BK DX503
	2.2L	MT	P	CV5309			BK DX523	BK DX503
1996	2.2L	AT 4 spd.	D	CV5367		CV5510X	BK DX524	BK DX549
	2.2L	AT 4 spd.	P	CV5368		CV5510X	BK DX524	BK DX549
	2.4L	AT 3 spd.	D	CV5306		CV5510X	BK DX524	BK DX549
	2.4L	AT 3 spd.	P	CV5307		CV5510X	BK DX524	BK DX549
	2.4L	MT	D	CV5312		CV5510X	BK DX524	BK DX549
	2.4L	MT	P	CV5313		CV5510X	BK DX524	BK DX549
1995	2.3L	AT	D	CV5367		CV5510X	BK DX524	BK DX549
	2.3L	AT	P	CV5368		CV5510X	BK DX524	BK DX549
	2.3L	MT	D	CV5312		CV5510X	BK DX524	BK DX549
	2.3L	MT	P	CV5313		CV5510X	BK DX524	BK DX549
1994-92	2.2L	AT	D	CV5284		CV5508X	BK DX523	BK DX503
	2.2L	AT	P	CV5285		CV5508X	BK DX523	BK DX503
	2.2L	MT	D	CV5286		CV5508X	BK DX523	BK DX503
	2.2L	MT	P	CV5287		CV5508X	BK DX523	BK DX503
	3.1L	AT	D	CV5284		CV5508X	BK DX523	BK DX549
	3.1L	AT	P	CV5285		CV5508X	BK DX523	BK DX549
	3.1L	MT	D	CV5271		CV5510X	BK DX524	BK DX529
	3.1L	MT	P	CV5272		CV5510X	BK DX524	BK DX529
1991-90	2.2L	AT	D	CV5048		CV5508	BK DX523	BK DX503
	2.2L	AT	P	CV5058		CV5508	BK DX523	BK DX503
	2.2L	MT	D	CV5057		CV5508	BK DX523	BK DX503
	2.2L	MT	P	CV5056		CV5508	BK DX523	BK DX503
	3.1L	AT	D	CV5048		CV5508	BK DX523	BK DX503
	3.1L	AT	P	CV5054		CV5508	BK DX523	BK DX503
	3.1L	MT w/ Round Shaped Tulip	D	CV5091		CV5510	BK DX524	BK DX529
	3.1L	MT w/ Round Shaped Tulip	P	CV5095		CV5510	BK DX524	BK DX529
1989-88	2.8L	MT w/ Round Shaped Tulip	D	CV5091		CV5510	BK DX524	BK DX529
	2.8L	MT w/ Round Shaped Tulip	P	CV5095		CV5510	BK DX524	BK DX529

CHEVROLET (cont.)

Year Année Ano	Engine	Application Aplicacion	Side Coté Lado	Reman CV Shaft Cardan réusiné Cardanica resinada	CV Shaft w/New Outer Joint Cardan avec Joint Ext. Neuf	Reman Outer Joint & Boot Joint Ext. réusiné & Soufflet	Outer Boot Kit Ensemble Soufflet Extérieur Juegos de bota exterior	Inner Boot Kit Ensemble Soufflet Intérieur Juegos de bota Interior
CHEVROLET (Cont'd)								
CAVALIER (Cont'd)								
1989-85	2.0L	AT	D	CV5048		CV5508	BK DX523	BK DX503
	2.0L	AT	P	CV5058		CV5508	BK DX523	BK DX503
	2.0L	MT	D	CV5057		CV5508	BK DX523	BK DX503
	2.0L	MT	P	CV5056		CV5508	BK DX523	BK DX503
	2.8L	AT	D	CV5048		CV5508	BK DX523	BK DX503
	2.8L	AT	P	CV5054		CV5508	BK DX523	BK DX503
1988-87	2.8L	MT w/ Y-Shaped Tulip	D	CV5091		CV5510	BK DX524	BK DX508
	2.8L	MT w/ Y-Shaped Tulip	P	CV5095		CV5510	BK DX524	BK DX508
1986-85	2.8L	MT	D	CV5091		CV5510	BK DX524	BK DX508
	2.8L	MT	P	CV5090		CV5510	BK DX524	BK DX508
1984	2.0L	AT	D	CV5048		CV5518	BK DX510	BK DX503
	2.0L	AT	P	CV5058		CV5518	BK DX510	BK DX503
	2.0L	MT	D	CV5057		CV5518	BK DX510	BK DX503
	2.0L	MT	P	CV5056		CV5518	BK DX510	BK DX503
1983	2.0L	AT	D	CV5025		CV5502	BK DX510	BK DX501
	2.0L	AT	P	CV5026		CV5502	BK DX510	BK DX501
	2.0L	MT	D	CV5027		CV5502	BK DX510	BK DX503
	2.0L	MT	P	CV5028		CV5502	BK DX510	BK DX503
1982	1.8L	AT w/ AC	D	CV5025		CV5502	BK DX510	BK DX501
	1.8L	AT w/ AC	P	CV5026		CV5502	BK DX510	BK DX501
	1.8L	AT w/o AC	D	CV5003		CV5502	BK DX510	BK DX512
	1.8L	AT w/o AC	P	CV5024		CV5502	BK DX510	BK DX512
	1.8L	MT	D	CV5002		CV5502	BK DX510	BK DX512
	1.8L	MT	P	CV5018		CV5502	BK DX510	BK DX512
CELEBRITY								
1990	2.5L	AT 3 spd.	D	CV5046		CV5531	BK DX523	BK DX503
	2.5L	AT 3 spd.	P	CV5047		CV5531	BK DX523	BK DX503
	3.1L	AT 3 spd.	D	CV5046		CV5507	BK DX524	BK DX508
	3.1L	AT 3 spd.	P	CV5047		CV5507	BK DX524	BK DX508
	3.1L	AT 4 spd.	D	CV5042		CV5507	BK DX524	BK DX508
	3.1L	AT 4 spd.	P	CV5043		CV5507	BK DX524	BK DX508
1989	2.5L	H.D. Brakes AT 3 spd L.D. Axle	D	CV5046		CV5531	BK DX523	BK DX503
	2.5L	H.D. Brakes AT 3 spd L.D. Axle	P	CV5047		CV5531	BK DX523	BK DX503
1989-88	2.8L	L.D. Brakes AT 3 spd H.D. Axle	D	CV5060		CV5510	BK DX524	BK DX508
	2.8L	L.D. Brakes AT 3 spd H.D. Axle	P	CV5061		CV5510	BK DX524	BK DX508
1989-87	2.8L	L.D. Brakes AT 4 spd	D	CV5087		CV5510	BK DX524	BK DX508
	2.8L	L.D. Brakes AT 4 spd	P	CV5088		CV5510	BK DX524	BK DX508
1989-85	2.5L	L.D. Brakes AT 3 spd L.D. Axle	D	CV5060		CV5508	BK DX523	BK DX503
	2.5L	L.D. Brakes AT 3 spd L.D. Axle	P	CV5061		CV5508	BK DX523	BK DX503
	2.8L	H.D. Brakes AT 3 spd H.D. Axle	D	CV5046		CV5507	BK DX524	BK DX508
	2.8L	H.D. Brakes AT 3 spd H.D. Axle	P	CV5047		CV5507	BK DX524	BK DX508
	2.8L	H.D. Brakes AT 4 spd	D	CV5042		CV5507	BK DX524	BK DX508
	2.8L	H.D. Brakes AT 4 spd	P	CV5043		CV5507	BK DX524	BK DX508
1988	2.8L	H.D. Brakes MT 5 spd w/Round Shaped Tulip	D	CV5050		CV5507	BK DX524	BK DX529
	2.8L	H.D. Brakes MT 5 spd w/Round Shaped Tulip	P	CV5051		CV5507	BK DX524	BK DX529
	2.8L	H.D. Brakes MT 5 spd w/Y-Shaped Tulip	D	CV5050		CV5507	BK DX524	BK DX508
	2.8L	H.D. Brakes MT 5 spd w/Y-Shaped Tulip	P	CV5051		CV5507	BK DX524	BK DX508

CHEVROLET (cont.)

Year Année Ano	Engine	Application Aplicacion	Side Coté Lado	Reman CV Shaft Cardan réusiné Cardanica resinada	CV Shaft w/New Outer Joint Cardan avec Joint Ext. Neuf	Reman Outer Joint & Boot Joint Ext. réusiné & Soufflet	Outer Boot Kit Ensemble Soufflet Extérieur Juegos de bota exterior	Inner Boot Kit Ensemble Soufflet Intérieur Juegos de bota Interior
CHEVROLET (Cont'd)								
CELEBRITY (Cont'd)								
1988	2.8L	L.D. Brakes MT 5 spd w/Round Shaped Tulip	P	CV5092		CV5510	BK DX524	BK DX529
	2.8L	L.D. Brakes MT 5 spd w/Y-Shaped Tulip	D	CV5091		CV5510	BK DX524	BK DX508
	2.8L	L.D. Brakes MT 5 spd w/Y-Shaped Tulip	P	CV5092		CV5510	BK DX524	BK DX508
1988-85	2.5L	H.D. Brakes AT 3 spd H.D Axle	D	CV5046		CV5507	BK DX524	BK DX508
	2.5L	H.D. Brakes AT 3 spd H.D Axle	P	CV5047		CV5507	BK DX524	BK DX508
1987	2.8L	H.D. Brakes MT 5 spd	D	CV5050		CV5507	BK DX524	BK DX508
	2.8L	H.D. Brakes MT 5 spd	P	CV5051		CV5507	BK DX524	BK DX508
	2.8L	L.D. Brakes MT 5 spd	D	CV5091		CV5510	BK DX524	BK DX508
	2.8L	L.D. Brakes MT 5 spd	P	CV5092		CV5510	BK DX524	BK DX508
1987-85	2.8L	L.D. Brakes AT 3 spd L.D. Axle	D	CV5060		CV5508	BK DX523	BK DX503
	2.8L	L.D. Brakes AT 3 spd L.D. Axle	P	CV5061		CV5508	BK DX523	BK DX503
1986	2.8L	H.D. Brakes MT	D	CV5050		CV5507	BK DX524	BK DX508
	2.8L	H.D. Brakes MT	P	CV5051		CV5507	BK DX524	BK DX508
	2.8L	L.D. Brakes AT 4 spd (2BC)	D	CV5087		CV5508	BK DX523	BK DX503
	2.8L	L.D. Brakes AT 4 spd (2BC)	P	CV5088		CV5508	BK DX523	BK DX503
	2.8L	L.D. Brakes AT 4 spd EFI	D	CV5087		CV5510	BK DX524	BK DX508
	2.8L	L.D. Brakes AT 4 spd EFI	P	CV5088		CV5510	BK DX524	BK DX508
	2.8L	L.D. Brakes MT	D	CV5020		CV5508	BK DX523	BK DX523
	2.8L	L.D. Brakes MT	P	CV5021		CV5508	BK DX523	BK DX523
1985	2.8L	L.D. Brakes AT 4 spd	D	CV5087		CV5508	BK DX523	BK DX503
	2.8L	L.D. Brakes AT 4 spd	P	CV5088		CV5508	BK DX523	BK DX503
	4.3L	H.D. Brakes AT 3 spd H.D Axle	D	CV5046		CV5507	BK DX524	BK DX508
	4.3L	H.D. Brakes AT 3 spd H.D Axle	P	CV5047		CV5507	BK DX524	BK DX508
	4.3L	H.D. Brakes AT 4 spd	D	CV5042		CV5507	BK DX524	BK DX508
	4.3L	H.D. Brakes AT 4 spd	P	CV5043		CV5507	BK DX524	BK DX508
	4.3L	H.D. Brakes MT	D	CV5050		CV5507	BK DX524	BK DX508
	4.3L	H.D. Brakes MT	P	CV5051		CV5507	BK DX524	BK DX508
	4.3L	L.D. Brakes AT 3 spd L.D. Axle	D	CV5060		CV5508	BK DX523	BK DX503
	4.3L	L.D. Brakes AT 3 spd L.D. Axle	P	CV5061		CV5508	BK DX523	BK DX503
	4.3L	L.D. Brakes AT 4 spd	D	CV5087		CV5508	BK DX523	BK DX503
	4.3L	L.D. Brakes AT 4 spd	P	CV5088		CV5508	BK DX523	BK DX503
	4.3L	L.D. Brakes MT	D	CV5020		CV5508	BK DX523	BK DX523
	4.3L	L.D. Brakes MT	P	CV5021		CV5508	BK DX523	BK DX523
	1984	2.5L, 2.8L	H.D. Brakes AT 4 spd	D	CV5042		CV5501	BK DX505
2.5L, 2.8L		H.D. Brakes AT 4 spd	P	CV5043		CV5501	BK DX505	BK DX508
2.5L, 2.8L		H.D. Brakes MT	D	CV5050		CV5501	BK DX505	BK DX508
2.5L, 2.8L		H.D. Brakes MT	P	CV5051		CV5501	BK DX505	BK DX508
2.5L, 2.8L		L.D. Brakes AT 4 spd	D	CV5087		CV5518	BK DX510	BK DX503
2.5L, 2.8L		L.D. Brakes AT 4 spd	P	CV5088		CV5518	BK DX510	BK DX503
2.5L, 2.8L		L.D. Brakes MT	D	CV5020		CV5518	BK DX510	BK DX512
2.5L, 2.8L		L.D. Brakes MT	P	CV5021		CV5518	BK DX510	BK DX512
2.5L, 2.8L, 4.3L		H.D. Brakes AT 3 spd	D	CV5046		CV5501	BK DX505	BK DX508
2.5L, 2.8L, 4.3L		H.D. Brakes AT 3 spd	P	CV5047		CV5501	BK DX505	BK DX508
2.5L, 2.8L, 4.3L		L.D. Brakes AT 3 spd	D	CV5060		CV5518	BK DX510	BK DX503
2.5L, 2.8L, 4.3L		L.D. Brakes AT 3 spd	P	CV5061		CV5518	BK DX510	BK DX503
4.3L		H.D. Brakes AT 4 spd	D	CV5042		CV5501	BK DX505	BK DX508
4.3L		H.D. Brakes AT 4 spd	P	CV5043		CV5501	BK DX505	BK DX508
4.3L		H.D. Brakes MT	D	CV5050		CV5501	BK DX505	BK DX508
4.3L		H.D. Brakes MT	P	CV5051		CV5501	BK DX505	BK DX508

CHEVROLET (cont.)

Year Année Ano	Engine	Application Applicacion	Side Coté Lado	Reman CV Shaft Cardan réusiné Cardanica resinada	CV Shaft w/New Outer Joint Cardan avec Joint Ext. Neuf	Reman Outer Joint & Boot Joint Ext. réusiné & Soufflet	Outer Boot Kit Ensemble Soufflet Extérieur Juegos de bota exterior	Inner Boot Kit Ensemble Soufflet Intérieur Juegos de bota Interior
CHEVROLET (Cont'd)								
CELEBRITY (Cont'd)								
1984	4.3L	L.D. Brakes AT 4 spd	D	CV5087		CV5518	BK DX510	BK DX503
	4.3L	L.D. Brakes AT 4 spd	P	CV5088		CV5518	BK DX510	BK DX503
	4.3L	L.D. Brakes MT	D	CV5020		CV5518	BK DX510	BK DX512
	4.3L	L.D. Brakes MT	P	CV5021		CV5518	BK DX510	BK DX512
1983	2.5L, 2.8L, 4.3L	H.D. Brakes w/Cylindrical Tulip	D	CV5046		CV5501	BK DX505	BK DX506
	2.5L, 2.8L, 4.3L	H.D. Brakes w/Cylindrical Tulip	P	CV5047		CV5501	BK DX505	BK DX506
	2.5L, 2.8L, 4.3L	H.D. Brakes w/Y-Shaped Tulip	D	CV5046		CV5501	BK DX505	BK DX508
	2.5L, 2.8L, 4.3L	H.D. Brakes w/Y-Shaped Tulip	P	CV5047		CV5501	BK DX505	BK DX508
	2.5L, 2.8L, 4.3L	L.D. Brakes w/Cylindrical Tulip	D	CV5005		CV5502	BK DX510	BK DX501
	2.5L, 2.8L, 4.3L	L.D. Brakes w/Cylindrical Tulip	P	CV5006		CV5502	BK DX510	BK DX501
	2.5L, 2.8L, 4.3L	L.D. Brakes w/Y-Shaped Tulip	D	CV5005		CV5502	BK DX510	BK DX503
	2.5L, 2.8L, 4.3L	L.D. Brakes w/Y-Shaped Tulip	P	CV5006		CV5502	BK DX510	BK DX503
1982	2.5L, 2.8L, 4.3L		D	CV5005		CV5502	BK DX510	BK DX501
	2.5L, 2.8L, 4.3L		P	CV5006		CV5502	BK DX510	BK DX501
CITATION								
1985	2.5L	AT	D	CV5022		CV5508	BK DX523	BK DX523
	2.5L	AT	P	CV5023		CV5508	BK DX523	BK DX523
	2.8L	AT	D	CV5022		CV5508	BK DX523	BK DX523
	2.8L	AT	P	CV5023		CV5508	BK DX523	BK DX523
	2.8L	MT w/ High Output	D	CV5091		CV5510	BK DX524	BK DX508
	2.8L	MT w/ High Output	P	CV5092		CV5510	BK DX524	BK DX508
	2.8L	MT w/o V-6 High Output	D	CV5020		CV5508	BK DX523	BK DX523
	2.8L	MT w/o V-6 High Output	P	CV5021		CV5508	BK DX523	BK DX523
1984	2.5L	MT	D	CV5020		CV5518	BK DX510	BK DX512
	2.5L	MT	P	CV5021		CV5518	BK DX510	BK DX512
	2.8L	AT	D	CV5022		CV5518	BK DX510	BK DX512
	2.8L	AT	P	CV5023		CV5518	BK DX510	BK DX512
	2.8L	MT	D	CV5020		CV5518	BK DX510	BK DX512
	2.8L	MT	P	CV5021		CV5518	BK DX510	BK DX512
1983-80	2.5L	AT w/35mm Seal diameter on Inboard Housing Passenger Side	D	CV5003		CV5502	BK DX510	BK DX512
	2.5L	AT w/35mm Seal diameter on Inboard Housing Passenger Side	P	CV5004		CV5502	BK DX510	BK DX512
	2.5L	AT w/40mm Seal diameter on Inboard Housing Passenger Side	D	CV5003		CV5502	BK DX510	BK DX512
	2.5L	AT w/40mm Seal diameter on Inboard Housing Passenger Side	P	CV5004S		CV5502	BK DX510	BK DX512
	2.5L	MT	D	CV5002		CV5502	BK DX510	BK DX512
	2.5L	MT	P	CV5001		CV5502	BK DX510	BK DX512
	2.8L	AT	D	CV5003		CV5502	BK DX510	BK DX512
	2.8L	AT	P	CV5004		CV5502	BK DX510	BK DX512
	2.8L	MT	D	CV5002		CV5502	BK DX510	BK DX512
	2.8L	MT	P	CV5001		CV5502	BK DX510	BK DX512
CORSICA								
1996-94	2.2L	AT 3 spd.	D	CV5284		CV5508X	BK DX523	BK DX503
	2.2L	AT 3 spd.	P	CV5285		CV5508X	BK DX523	BK DX503
	3.1L	AT	D	CV5304		CV5510X	BK DX524	BK DX549
	3.1L	AT	P	CV5305		CV5510X	BK DX524	BK DX549
1996-92	2.2L	MT	D	CV5286		CV5508X	BK DX523	BK DX503
	2.2L	MT	P	CV5287		CV5508X	BK DX523	BK DX503

CHEVROLET (cont.)

Year Année Ano	Engine	Application Applicacion	Side Coté Lado	Reman CV Shaft Cardan réusiné Cardanica resinada	CV Shaft w/New Outer Joint Cardan avec Joint Ext. Neuf	Reman Outer Joint & Boot Joint Ext. réusiné & Soufflet	Outer Boot Kit Ensemble Soufflet Extérieur Juegos de bota exterior	Inner Boot Kit Ensemble Soufflet Intérieur Juegos de bota Interior
CHEVROLET (Cont'd)								
CORSICA								
1993-92	2.2L	AT	D	CV5284		CV5508X	BK DX523	BK DX503
	2.2L	AT	P	CV5285		CV5508X	BK DX523	BK DX503
	3.1L	AT	D	CV5284		CV5508X	BK DX523	BK DX549
	3.1L	AT	P	CV5285		CV5508X	BK DX523	BK DX549
	3.1L	MT	D	CV5271		CV5510X	BK DX524	BK DX529
	3.1L	MT	P	CV5272		CV5510X	BK DX524	BK DX529
1991-90	2.2L	AT	D	CV5048		CV5508	BK DX523	BK DX503
	2.2L	AT	P	CV5058		CV5508	BK DX523	BK DX503
	2.2L	MT	D	CV5057		CV5508	BK DX523	BK DX503
	2.2L	MT	P	CV5056		CV5508	BK DX523	BK DX503
	3.1L	AT w/ Round Shaped Tulip	D	CV5048		CV5510	BK DX524	BK DX529
	3.1L	AT w/ Round Shaped Tulip	P	CV5054		CV5510	BK DX524	BK DX529
	3.1L	AT w/ Y-Shaped Tulip	D	CV5048		CV5508	BK DX523	BK DX503
	3.1L	AT w/ Y-Shaped Tulip	P	CV5054		CV5508	BK DX523	BK DX503
	3.1L	MT w/ Round Shaped Tulip	D	CV5091		CV5510	BK DX524	BK DX529
	3.1L	MT w/ Round Shaped Tulip	P	CV5095		CV5510	BK DX524	BK DX529
	3.1L	MT w/ Y-Shaped Tulip	D	CV5091		CV5510	BK DX524	BK DX508
	3.1L	MT w/ Y-Shaped Tulip	P	CV5095		CV5510	BK DX524	BK DX508
	1989-87	2.0L	AT	D	CV5048		CV5508	BK DX523
2.0L		AT	P	CV5058		CV5508	BK DX523	BK DX503
2.0L		MT	D	CV5057		CV5508	BK DX523	BK DX503
2.0L		MT	P	CV5056		CV5508	BK DX523	BK DX503
2.8L		AT w/ Round Shaped Tulip	D	CV5048		CV5510	BK DX524	BK DX529
2.8L		AT w/ Round Shaped Tulip	P	CV5054		CV5510	BK DX524	BK DX529
2.8L		AT w/ Y-Shaped Tulip	D	CV5048		CV5508	BK DX523	BK DX503
2.8L		AT w/ Y-Shaped Tulip	P	CV5054		CV5508	BK DX523	BK DX503
2.8L		MT w/ Round Shaped Tulip	D	CV5091		CV5510	BK DX524	BK DX529
2.8L		MT w/ Round Shaped Tulip	P	CV5095		CV5510	BK DX524	BK DX529
2.8L		MT w/ Y-Shaped Tulip	D	CV5091		CV5510	BK DX524	BK DX508
2.8L		MT w/ Y-Shaped Tulip	P	CV5095		CV5510	BK DX524	BK DX508
IMPALA								
2002-00	3.4L, 3.8L	w/ 2.86 Gear Ratio (FQ3)	D	CV5376			BK DX524	BK DX508
	3.4L, 3.8L	w/ 2.86 Gear Ratio (FQ3)	P	CV5377			BK DX524	BK DX508
	3.4L, 3.8L	w/ 3.05 Gear Ratio (F83)	D	CV5376			BK DX524	BK DX508
	3.4L, 3.8L	w/ 3.05 Gear Ratio (F83)	P	CV5377			BK DX524	BK DX508
	3.4L, 3.8L	w/ 3.29 Gear Ratio (FR9)	D	CV5378			BK DX524	
	3.4L, 3.8L	w/ 3.29 Gear Ratio (FR9)	P	CV5379			BK DX524	
K1500 PICKUP								
1999	5.0L, 5.7L	Old Body Style	D	CV5148	CVX5148	CV5529	BK DX554	BK DX552
	5.0L, 5.7L	Old Body Style	P	CV5148	CVX5148	CV5529	BK DX554	BK DX552
1998	4.3L, 5.0L, 5.7L, 6.5L		D	CV5148	CVX5148	CV5529	BK DX554	BK DX552
	4.3L, 5.0L, 5.7L, 6.5L		P	CV5148	CVX5148	CV5529	BK DX554	BK DX552
1997-94	6.5L	w/ ABS Ring	D	CV5273	CVX5273	CV5529X	BK DX554	BK DX554
	6.5L	w/ ABS Ring	P	CV5273	CVX5273	CV5529X	BK DX554	BK DX554
	6.5L	w/o ABS Ring	D	CV5148	CVX5148	CV5529	BK DX554	BK DX554
	6.5L	w/o ABS Ring	P	CV5148	CVX5148	CV5529	BK DX554	BK DX554
1997-88	4.3L, 5.0L, 5.7L	w/ ABS Ring	D	CV5273	CVX5273	CV5529X	BK DX554	BK DX554
	4.3L, 5.0L, 5.7L	w/ ABS Ring	P	CV5273	CVX5273	CV5529X	BK DX554	BK DX554
	4.3L, 5.0L, 5.7L	w/o ABS Ring	D	CV5148	CVX5148	CV5529	BK DX554	BK DX554

CHEVROLET (cont.)

Year Année Ano	Engine	Application Aplicacion	Side Coté Lado	Reman CV Shaft Cardan réusiné Cardanica resinada	CV Shaft w/New Outer Joint Cardan avec Joint Ext. Neuf	Reman Outer Joint & Boot Joint Ext. réusiné & Soufflet	Outer Boot Kit Ensemble Soufflet Extérieur Juegos de bota exterior	Inner Boot Kit Ensemble Soufflet Intérieur Juegos de bota Interior
CHEVROLET (Cont'd)								
K1500 PICKUP (Cont'd)								
1997-88	4.3L, 5.0L, 5.7L	w/o ABS Ring	P	CV5148	CVX5148	CV5529	BK DX554	BK DX554
1993-88	6.2L	w/ ABS Ring	D	CV5273	CVX5273	CV5529X	BK DX554	BK DX554
	6.2L	w/ ABS Ring	P	CV5273	CVX5273	CV5529X	BK DX554	BK DX554
	6.2L	w/o ABS Ring	D	CV5148	CVX5148	CV5529	BK DX554	BK DX554
	6.2L	w/o ABS Ring	P	CV5148	CVX5148	CV5529	BK DX554	BK DX554
K1500 SUBURBAN								
1999-98	5.7L, 6.5L	6 stud wheels	D	CV5148	CVX5148	CV5529	BK DX554	BK DX552
	5.7L, 6.5L	6 stud wheels	P	CV5148	CVX5148	CV5529	BK DX554	BK DX552
	5.7L, 6.5L	8 stud wheels	D	CV5149	CVX5149	CV5573	BK DX530	BK DX529AB
	5.7L, 6.5L	8 stud wheels	P	CV5149	CVX5149	CV5573	BK DX530	BK DX529AB
1997-94	6.5L	6 Stud Wheels w/ ABS Ring	D	CV5273	CVX5273	CV5529X	BK DX554	BK DX554
	6.5L	6 Stud Wheels w/ ABS Ring	P	CV5273	CVX5273	CV5529X	BK DX554	BK DX554
	6.5L	6 Stud Wheels w/o ABS Ring	D	CV5148	CVX5148	CV5529	BK DX554	BK DX554
	6.5L	6 Stud Wheels w/o ABS Ring	P	CV5148	CVX5148	CV5529	BK DX554	BK DX554
	6.5L	8 Stud Wheels w/ ABS Ring	D	CV5274	CVX5274	CV5530X	BK DX530	BK DX530B
	6.5L	8 Stud Wheels w/ ABS Ring	P	CV5274	CVX5274	CV5530X	BK DX530	BK DX530B
	6.5L	8 Stud Wheels w/o ABS Ring	D	CV5149	CVX5149	CV5530	BK DX530	BK DX530B
	6.5L	8 Stud Wheels w/o ABS Ring	P	CV5149	CVX5149	CV5530	BK DX530	BK DX530B
1997-92	5.7L	6 Stud Wheels w/ ABS Ring	D	CV5273	CVX5273	CV5529X	BK DX554	BK DX554
	5.7L	6 Stud Wheels w/ ABS Ring	P	CV5273	CVX5273	CV5529X	BK DX554	BK DX554
	5.7L	6 Stud Wheels w/o ABS Ring	D	CV5148	CVX5148	CV5529	BK DX554	BK DX554
	5.7L	6 Stud Wheels w/o ABS Ring	P	CV5148	CVX5148	CV5529	BK DX554	BK DX554
	5.7L	8 Stud Wheels w/ ABS Ring	D	CV5274	CVX5274	CV5530X	BK DX530	BK DX530B
	5.7L	8 Stud Wheels w/ ABS Ring	P	CV5274	CVX5274	CV5530X	BK DX530	BK DX530B
	5.7L	8 Stud Wheels w/o ABS Ring	D	CV5149	CVX5149	CV5530	BK DX530	BK DX530B
	5.7L	8 Stud Wheels w/o ABS Ring	P	CV5149	CVX5149	CV5530	BK DX530	BK DX530B
K2500 PICKUP								
2000-99	5.7L, 6.5L, 7.4L	Old Body Style	D	CV5149	CVX5149	CV5573	BK DX530	BK DX529AB
	5.7L, 6.5L, 7.4L	Old Body Style	P	CV5149	CVX5149	CV5573	BK DX530	BK DX529AB
1999	5.0L	Old Body Style	D	CV5149	CVX5149	CV5573	BK DX530	BK DX529AB
	5.0L	Old Body Style	P	CV5149	CVX5149	CV5573	BK DX530	BK DX529AB
1998	5.0L, 5.7L, 6.5L, 7.4L	6 stud wheels	D	CV5148	CVX5148	CV5529	BK DX554	BK DX552
	5.0L, 5.7L, 6.5L, 7.4L	6 stud wheels	P	CV5148	CVX5148	CV5529	BK DX554	BK DX552
	5.0L, 5.7L, 6.5L, 7.4L	8 stud wheels	D	CV5149	CVX5149	CV5573	BK DX530	BK DX529AB
	5.0L, 5.7L, 6.5L, 7.4L	8 stud wheels	P	CV5149	CVX5149	CV5573	BK DX530	BK DX529AB
1997-92	6.5L	6 Stud Wheels w/ ABS Ring	D	CV5273	CVX5273	CV5529X	BK DX554	BK DX554
	6.5L	6 Stud Wheels w/ ABS Ring	P	CV5273	CVX5273	CV5529X	BK DX554	BK DX554
	6.5L	6 Stud Wheels w/o ABS Ring	D	CV5148	CVX5148	CV5529	BK DX554	BK DX554
	6.5L	6 Stud Wheels w/o ABS Ring	P	CV5148	CVX5148	CV5529	BK DX554	BK DX554
	6.5L	8 Stud Wheels w/ ABS Ring	D	CV5274	CVX5274	CV5530X	BK DX530	BK DX530B
	6.5L	8 Stud Wheels w/ ABS Ring	P	CV5274	CVX5274	CV5530X	BK DX530	BK DX530B
	6.5L	8 Stud Wheels w/o ABS Ring	D	CV5149	CVX5149	CV5530	BK DX530	BK DX530B
	6.5L	8 Stud Wheels w/o ABS Ring	P	CV5149	CVX5149	CV5530	BK DX530	BK DX530B
1997-91	7.4L	6 Stud Wheels w/ ABS Ring	D	CV5273	CVX5273	CV5529X	BK DX554	BK DX554
	7.4L	6 Stud Wheels w/ ABS Ring	P	CV5273	CVX5273	CV5529X	BK DX554	BK DX554
	7.4L	6 Stud Wheels w/o ABS Ring	D	CV5148	CVX5148	CV5529	BK DX554	BK DX554

CHEVROLET (cont.)

Year Année Ano	Engine	Application Aplicacion	Side Coté Lado	Reman CV Shaft Cardan réusiné Cardanica resinada	CV Shaft w/New Outer Joint Cardan avec Joint Ext. Neuf	Reman Outer Joint & Boot Joint Ext. réusiné & Soufflet	Outer Boot Kit Ensemble Soufflet Extérieur Juegos de bota exterior	Inner Boot Kit Ensemble Soufflet Intérieur Juegos de bota Interior
CHEVROLET (Cont'd)								
K2500 PICKUP (Cont'd)								
1997-91	7.4L	6 Stud Wheels w/o ABS Ring	P	CV5148	CVX5148	CV5529	BK DX554	BK DX554
	7.4L	8 Stud Wheels w/ ABS Ring	D	CV5274	CVX5274	CV5530X	BK DX530	BK DX530B
	7.4L	8 Stud Wheels w/ ABS Ring	P	CV5274	CVX5274	CV5530X	BK DX530	BK DX530B
	7.4L	8 Stud Wheels w/o ABS Ring	D	CV5149	CVX5149	CV5530	BK DX530	BK DX530B
	7.4L	8 Stud Wheels w/o ABS Ring	P	CV5149	CVX5149	CV5530	BK DX530	BK DX530B
1997-88	5.7L	6 Stud Wheels w/ ABS Ring	D	CV5273	CVX5273	CV5529X	BK DX554	BK DX554
	5.7L	6 Stud Wheels w/ ABS Ring	P	CV5273	CVX5273	CV5529X	BK DX554	BK DX554
	5.7L	6 Stud Wheels w/o ABS Ring	D	CV5148	CVX5148	CV5529	BK DX554	BK DX554
	5.7L	6 Stud Wheels w/o ABS Ring	P	CV5148	CVX5148	CV5529	BK DX554	BK DX554
	5.7L	8 Stud Wheels w/ ABS Ring	D	CV5274	CVX5274	CV5530X	BK DX530	BK DX530B
	5.7L	8 Stud Wheels w/ ABS Ring	P	CV5274	CVX5274	CV5530X	BK DX530	BK DX530B
	5.7L	8 Stud Wheels w/o ABS Ring	D	CV5149	CVX5149	CV5530	BK DX530	BK DX530B
1995-88	4.3L, 5.0L	6 Stud Wheels w/ ABS Ring	D	CV5273	CVX5273	CV5529X	BK DX554	BK DX554
	4.3L, 5.0L	6 Stud Wheels w/ ABS Ring	P	CV5273	CVX5273	CV5529X	BK DX554	BK DX554
	4.3L, 5.0L	6 Stud Wheels w/o ABS Ring	D	CV5148	CVX5148	CV5529	BK DX554	BK DX554
	4.3L, 5.0L	6 Stud Wheels w/o ABS Ring	P	CV5148	CVX5148	CV5529	BK DX554	BK DX554
	4.3L, 5.0L	8 Stud Wheels w/ ABS Ring	D	CV5274	CVX5274	CV5530X	BK DX530	BK DX530B
	4.3L, 5.0L	8 Stud Wheels w/ ABS Ring	P	CV5274	CVX5274	CV5530X	BK DX530	BK DX530B
	4.3L, 5.0L	8 Stud Wheels w/o ABS Ring	D	CV5149	CVX5149	CV5530	BK DX530	BK DX530B
1993-88	6.2L	6 Stud Wheels w/ ABS Ring	D	CV5273	CVX5273	CV5529X	BK DX554	BK DX554
	6.2L	6 Stud Wheels w/ ABS Ring	P	CV5273	CVX5273	CV5529X	BK DX554	BK DX554
	6.2L	6 Stud Wheels w/o ABS Ring	D	CV5148	CVX5148	CV5529	BK DX554	BK DX554
	6.2L	6 Stud Wheels w/o ABS Ring	P	CV5148	CVX5148	CV5529	BK DX554	BK DX554
	6.2L	8 Stud Wheels w/ ABS Ring	D	CV5274	CVX5274	CV5530X	BK DX530	BK DX530B
	6.2L	8 Stud Wheels w/ ABS Ring	P	CV5274	CVX5274	CV5530X	BK DX530	BK DX530B
	6.2L	8 Stud Wheels w/o ABS Ring	D	CV5149	CVX5149	CV5530	BK DX530	BK DX530B
1993-88	6.2L	8 Stud Wheels w/o ABS Ring	P	CV5149	CVX5149	CV5530	BK DX530	BK DX530B
	6.2L	8 Stud Wheels w/o ABS Ring	D	CV5149	CVX5149	CV5530	BK DX530	BK DX530B
	6.2L	8 Stud Wheels w/o ABS Ring	P	CV5149	CVX5149	CV5530	BK DX530	BK DX530B
	6.2L	8 Stud Wheels w/o ABS Ring	D	CV5149	CVX5149	CV5530	BK DX530	BK DX530B
	6.2L	8 Stud Wheels w/o ABS Ring	P	CV5149	CVX5149	CV5530	BK DX530	BK DX530B
	6.2L	8 Stud Wheels w/o ABS Ring	D	CV5149	CVX5149	CV5530	BK DX530	BK DX530B
	6.2L	8 Stud Wheels w/o ABS Ring	P	CV5149	CVX5149	CV5530	BK DX530	BK DX530B
K2500 SUBURBAN								
1999-98	5.7L, 6.5L, 7.4L		D	CV5149	CVX5149	CV5573	BK DX530	BK DX529AB
	5.7L, 6.5L, 7.4L		P	CV5149	CVX5149	CV5573	BK DX530	BK DX529AB
1997-94	6.5L	w/ ABS Ring	D	CV5274	CVX5274	CV5530X	BK DX530	BK DX530B
	6.5L	w/ ABS Ring	P	CV5274	CVX5274	CV5530X	BK DX530	BK DX530B
	6.5L	w/o ABS Ring	D	CV5149	CVX5149	CV5530	BK DX530	BK DX530B
	6.5L	w/o ABS Ring	P	CV5149	CVX5149	CV5530	BK DX530	BK DX530B
1997-92	5.7L	w/ ABS Ring	D	CV5274	CVX5274	CV5530X	BK DX530	BK DX530B
	5.7L	w/ ABS Ring	P	CV5274	CVX5274	CV5530X	BK DX530	BK DX530B
	5.7L	w/o ABS Ring	D	CV5149	CVX5149	CV5530	BK DX530	BK DX530B
	5.7L	w/o ABS Ring	P	CV5149	CVX5149	CV5530	BK DX530	BK DX530B
	7.4L	w/ ABS Ring	D	CV5274	CVX5274	CV5530X	BK DX530	BK DX530B
	7.4L	w/ ABS Ring	P	CV5274	CVX5274	CV5530X	BK DX530	BK DX530B
	7.4L	w/o ABS Ring	D	CV5149	CVX5149	CV5530	BK DX530	BK DX530B
	7.4L	w/o ABS Ring	P	CV5149	CVX5149	CV5530	BK DX530	BK DX530B
K3500 PICKUP								
2000-99	5.7L, 6.5L, 7.4L	Old Body Style	D	CV5149	CVX5149	CV5573	BK DX530	BK DX529AB
	5.7L, 6.5L, 7.4L	Old Body Style	P	CV5149	CVX5149	CV5573	BK DX530	BK DX529AB
1998	5.7L, 6.5L, 7.4L		D	CV5149	CVX5149	CV5573	BK DX530	BK DX529AB
	5.7L, 6.5L, 7.4L		P	CV5149	CVX5149	CV5573	BK DX530	BK DX529AB
1997-92	6.5L	w/ ABS Ring	D	CV5274	CVX5274	CV5530X	BK DX530	BK DX530B

CHEVROLET (cont.)

Year Année Ano	Engine	Application Applicacion	Side Coté Lado	Reman CV Shaft Cardan réusiné Cardanica resinada	CV Shaft w/New Outer Joint Cardan avec Joint Ext. Neuf	Reman Outer Joint & Boot Joint Ext. réusiné & Soufflet	Outer Boot Kit Ensemble Soufflet Extérieur Juegos de bota exterior	Inner Boot Kit Ensemble Soufflet Intérieur Juegos de bota Interior
CHEVROLET (Cont'd)								
K3500 PICKUP (Cont'd)								
1997-92	6.5L	w/ ABS Ring	P	CV5274	CVX5274	CV5530X	BK DX530	BK DX530B
	6.5L	w/o ABS Ring	D	CV5149	CVX5149	CV5530	BK DX530	BK DX530B
	6.5L	w/o ABS Ring	P	CV5149	CVX5149	CV5530	BK DX530	BK DX530B
1997-88	5.7L	w/ ABS Ring	D	CV5274	CVX5274	CV5530X	BK DX530	BK DX530B
	5.7L	w/ ABS Ring	P	CV5274	CVX5274	CV5530X	BK DX530	BK DX530B
	5.7L	w/o ABS Ring	D	CV5149	CVX5149	CV5530	BK DX530	BK DX530B
	5.7L	w/o ABS Ring	P	CV5149	CVX5149	CV5530	BK DX530	BK DX530B
	7.4L	w/ ABS Ring	D	CV5274	CVX5274	CV5530X	BK DX530	BK DX530B
	7.4L	w/ ABS Ring	P	CV5274	CVX5274	CV5530X	BK DX530	BK DX530B
	7.4L	w/o ABS Ring	D	CV5149	CVX5149	CV5530	BK DX530	BK DX530B
	7.4L	w/o ABS Ring	P	CV5149	CVX5149	CV5530	BK DX530	BK DX530B
1993-88	6.2L	w/ ABS Ring	D	CV5274	CVX5274	CV5530X	BK DX530	BK DX530B
	6.2L	w/ ABS Ring	P	CV5274	CVX5274	CV5530X	BK DX530	BK DX530B
	6.2L	w/o ABS Ring	D	CV5149	CVX5149	CV5530	BK DX530	BK DX530B
	6.2L	w/o ABS Ring	P	CV5149	CVX5149	CV5530	BK DX530	BK DX530B
LUMINA								
2001-00	3.1L	w/ ABS	D	CV5414				
	3.1L	w/ ABS	P	CV5415				
	3.1L	w/o ABS	D	CV5416				
	3.1L	w/o ABS	P	CV5417				
1999-98	3.8L		D	CV5412		CV5525X	BK DX524	BK DX508
	3.8L		P	CV5413		CV5525X	BK DX524	BK DX508
1999-93	3.1L	AT 4 spd. w/ ABS	D	CV5248		CV5525X	BK DX524	BK DX508
	3.1L	AT 4 spd. w/ ABS	P	CV5249		CV5525X	BK DX524	BK DX508
	3.1L	AT 4 spd. w/o ABS	D	CV5208		CV5525	BK DX524	BK DX508
	3.1L	AT 4 spd. w/o ABS	P	CV5207		CV5525	BK DX524	BK DX508
1997	3.4L	w/ ABS	D	CV5414		CV5525X	BK DX524	BK DX508
	3.4L	w/ ABS	P	CV5249		CV5525X	BK DX524	BK DX508
1996-91	3.4L	w/ ABS	D	CV5248		CV5525X	BK DX524	BK DX508
	3.4L	w/ ABS	P	CV5249		CV5525X	BK DX524	BK DX508
	3.4L	w/o ABS	D	CV5208		CV5525	BK DX524	BK DX508
	3.4L	w/o ABS	P	CV5207		CV5525	BK DX524	BK DX508
1994-90	3.1L	AT 3 spd. w/ ABS	D	CV5225			BK DX523	BK DX503
	3.1L	AT 3 spd. w/ ABS	P	CV5226			BK DX523	BK DX503
	3.1L	AT 3 spd. w/o ABS	D	CV5194		CV5541	BK DX523	BK DX503
	3.1L	AT 3 spd. w/o ABS	P	CV5195		CV5541	BK DX523	BK DX503
1993-91	3.1L	MT 5 spd. w/ ABS	D	CV5248		CV5525X	BK DX524	BK DX508
	3.1L	MT 5 spd. w/ ABS	P	CV5249		CV5525X	BK DX524	BK DX508
	3.1L	MT 5 spd. w/o ABS	D	CV5208		CV5525	BK DX524	BK DX508
	3.1L	MT 5 spd. w/o ABS	P	CV5207		CV5525	BK DX524	BK DX508
1992-91	2.5L	MT 5 spd. w/ ABS	D	CV5248		CV5525X	BK DX524	BK DX508
	2.5L	MT 5 spd. w/ ABS	P	CV5249		CV5525X	BK DX524	BK DX508
	2.5L	MT 5 spd. w/o ABS	D	CV5208		CV5525	BK DX524	BK DX508
	2.5L	MT 5 spd. w/o ABS	P	CV5207		CV5525	BK DX524	BK DX508
1992-90	2.5L	AT 3 spd. w/ ABS	D	CV5225			BK DX523	BK DX503
	2.5L	AT 3 spd. w/ ABS	P	CV5226			BK DX523	BK DX503
	2.5L	AT 3 spd. w/o ABS	D	CV5194		CV5541	BK DX523	BK DX503
	2.5L	AT 3 spd. w/o ABS	P	CV5195		CV5541	BK DX523	BK DX503
	3.1L	AT 4 spd. w/ ABS	D	CV5161		CV5525X	BK DX524	BK DX508
	3.1L	AT 4 spd. w/ ABS	P	CV5162		CV5525X	BK DX524	BK DX508

CHEVROLET (cont.)

Year Année Ano	Engine	Application Applicacion	Side Coté Lado	Reman CV Shaft Cardan réusiné Cardanica resinada	CV Shaft w/New Outer Joint Cardan avec Joint Ext. Neuf	Reman Outer Joint & Boot Joint Ext. réusiné & Soufflet	Outer Boot Kit Ensemble Soufflet Extérieur Juegos de bota exterior	Inner Boot Kit Ensemble Soufflet Intérieur Juegos de bota Interior
CHEVROLET (Cont'd)								
LUMINA (Cont'd)								
1992-90	3.1L	AT 4 spd. w/o ABS	D	CV5157		CV5525	BK DX524	BK DX508
	3.1L	AT 4 spd. w/o ABS	P	CV5158		CV5525	BK DX524	BK DX508
LUMINA APV								
1996	3.4L	AT 3 spd.	D	CV5277		CV5562	BK DX524	BK DX508
	3.4L	AT 3 spd.	P	CV5278		CV5562	BK DX524	BK DX508
	3.4L	AT 4 spd.	D	CV5279		CV5562	BK DX524	BK DX508
	3.4L	AT 4 spd.	P	CV5280		CV5562	BK DX524	BK DX508
1995-92	3.1L	AT 3 spd.	D	CV5277		CV5562	BK DX524	BK DX508
	3.1L	AT 3 spd.	P	CV5278		CV5562	BK DX524	BK DX508
	3.1L	AT 4 spd.	D	CV5279		CV5562	BK DX524	BK DX508
	3.1L	AT 4 spd.	P	CV5280		CV5562	BK DX524	BK DX508
	3.8L	AT 3 spd.	D	CV5277		CV5562	BK DX524	BK DX508
	3.8L	AT 3 spd.	P	CV5278		CV5562	BK DX524	BK DX508
	3.8L	AT 4 spd.	D	CV5279		CV5562	BK DX524	BK DX508
	3.8L	AT 4 spd.	P	CV5280		CV5562	BK DX524	BK DX508
1991-90	3.1L		D	CV5046		CV5507	BK DX524	BK DX508
	3.1L		P	CV5047		CV5507	BK DX524	BK DX508
MALIBU								
2002-97	3.1L		D	CV5355		CV5574	BK DX524	BK DX549
	3.1L		P	CV5356		CV5574	BK DX524	BK DX549
1999-97	2.4L		D	CV5355		CV5574	BK DX524	BK DX549
	2.4L		P	CV5356		CV5574	BK DX524	BK DX549
METRO								
2001-98	1.3L	AT w/ ABS	D	CV9431		CV9856X	BK DX309	BK DX759
	1.3L	AT w/ ABS	P	CV9432		CV9856X	BK DX309	BK DX759
	1.3L	AT w/o ABS	D	CV9429		CV9856	BK DX309	BK DX759
	1.3L	AT w/o ABS	P	CV9430		CV9856	BK DX309	BK DX759
	1.3L	MT w/ ABS	D	CV9439		CV9856X	BK DX309	BK DX758
	1.3L	MT w/ ABS	P	CV9440		CV9856X	BK DX309	BK DX758
	1.3L	MT w/o ABS	D	CV9437		CV9856	BK DX309	BK DX758
	1.3L	MT w/o ABS	P	CV9438		CV9856	BK DX309	BK DX758
2000-98	1.0L	AT w/ ABS	D	CV9431		CV9856X	BK DX309	BK DX759
	1.0L	AT w/ ABS	P	CV9432		CV9856X	BK DX309	BK DX759
	1.0L	AT w/o ABS	D	CV9429		CV9856	BK DX309	BK DX759
	1.0L	AT w/o ABS	P	CV9430		CV9856	BK DX309	BK DX759
	1.0L	MT w/ ABS	D	CV9435		CV9856X	BK DX309	BK DX759
	1.0L	MT w/ ABS	P	CV9436		CV9856X	BK DX309	BK DX759
	1.0L	MT w/o ABS	D	CV9433		CV9856	BK DX309	BK DX759
	1.0L	MT w/o ABS	P	CV9434		CV9856	BK DX309	BK DX759
1994-92	1.3L	AT	D	CV9426		CV9451	BK DX309	BK DX904
	1.3L	AT	P	CV9808		CV9451	BK DX309	BK DX904
	1.3L	MT	D	CV9805		CV9451	BK DX309	BK DX758
	1.3L	MT	P	CV9806		CV9451	BK DX309	BK DX758
1993-92	1.0L	AT	D	CV9422		CV9451	BK DX309	BK DX904
	1.0L	AT	P	CV9421		CV9451	BK DX309	BK DX904
	1.0L	MT	D	CV9424		CV9451	BK DX309	BK DX904
	1.0L	MT	P	CV9423		CV9451	BK DX309	BK DX904
MONTE CARLO								
2002-00	3.4L, 3.8L	w/ 2.86 Gear Ratio (FQ3)	D	CV5376			BK DX524	BK DX508

CHEVROLET (cont.)

Year Année Ano	Engine	Application Applicacion	Side Coté Lado	Reman CV Shaft Cardan réusiné Cardanica resinada	CV Shaft w/New Outer Joint Cardan avec Joint Ext. Neuf	Reman Outer Joint & Boot Joint Ext. réusiné & Soufflet	Outer Boot Kit Ensemble Soufflet Extérieur Juegos de bota exterior	Inner Boot Kit Ensemble Soufflet Intérieur Juegos de bota Interior
CHEVROLET (Cont'd)								
MONTE CARLO (Cont'd)								
2002-00	3.4L, 3.8L	w/ 2.86 Gear Ratio (FQ3)	P	CV5377			BK DX524	BK DX508
	3.4L, 3.8L	w/ 3.05 Gear Ratio (F83)	D	CV5376			BK DX524	BK DX508
	3.4L, 3.8L	w/ 3.05 Gear Ratio (F83)	P	CV5377			BK DX524	BK DX508
	3.4L, 3.8L	w/ 3.29 Gear Ratio (FR9)	D	CV5378			BK DX524	
	3.4L, 3.8L	w/ 3.29 Gear Ratio (FR9)	P	CV5379			BK DX524	
1999-98	3.8L		D	CV5412		CV5525X	BK DX524	BK DX508
	3.8L		P	CV5413		CV5525X	BK DX524	BK DX508
1999-95	3.1L		D	CV5248		CV5525X	BK DX524	BK DX508
	3.1L		P	CV5249		CV5525X	BK DX524	BK DX508
1997	3.4L		D	CV5414		CV5525X	BK DX524	BK DX508
	3.4L		P	CV5249		CV5525X	BK DX524	BK DX508
1996-95	3.4L	AT 4 spd.	D	CV5248		CV5525X	BK DX524	BK DX508
	3.4L	AT 4 spd.	P	CV5249		CV5525X	BK DX524	BK DX508
NOVA								
1988	1.6L	Twin Cam AT	D	CV8601		CV8701	BK DX801	BK DX869
	1.6L	Twin Cam AT	P	CV8603		CV8701	BK DX801	BK DX869
	1.6L	Twin Cam MT	D	CV8645		CV8705	BK DX313	BK DX873
	1.6L	Twin Cam MT	P	CV8646		CV8705	BK DX313	BK DX873
1988-85	1.6L	SOHC	D	CV8651	CVX8651	CV5514	BK DX521	BK DX522
	1.6L	SOHC	P	CV8652	CVX8652	CV5514	BK DX521	BK DX522
PRIZM								
2002-98	1.8L	w/ ABS	D	CV8911			BK DX523	BK DX898
	1.8L	w/ ABS	P	CV8912			BK DX523	BK DX898
	1.8L	w/o ABS	D	CV8909			BK DX523	BK DX898
	1.8L	w/o ABS	P	CV8910			BK DX523	BK DX898
S10 BLAZER								
2002-97	4.3L	w/ Sport Pkg ZR2	D	CV5331		CV5572	BK DX529	BK DX508
	4.3L	w/ Sport Pkg ZR2	P	CV5332		CV5572	BK DX529	BK DX508
	4.3L	w/o Sport Pkg ZR2	D	CV5329		CV5572	BK DX529	BK DX508
	4.3L	w/o Sport Pkg ZR2	P	CV5330		CV5572	BK DX529	BK DX508
1996-95	4.3L	w/ Sport Pkg ZR2	D	CV5316		CV5511	BK DX529	BK DX528
	4.3L	w/ Sport Pkg ZR2	P	CV5316		CV5511	BK DX529	BK DX528
	4.3L	w/o Sport Pkg ZR2	D	CV5071		CV5511	BK DX529	BK DX528
	4.3L	w/o Sport Pkg ZR2	P	CV5071		CV5511	BK DX529	BK DX528
1994-88	4.3L		D	CV5071		CV5511	BK DX529	BK DX528
	4.3L		P	CV5071		CV5511	BK DX529	BK DX528
1989-85	2.8L		D	CV5071		CV5511	BK DX529	BK DX528
	2.8L		P	CV5071		CV5511	BK DX529	BK DX528
1988-85	2.5L		D	CV5071		CV5511	BK DX529	BK DX528
	2.5L		P	CV5071		CV5511	BK DX529	BK DX528
1984	2.2L		D	CV5071		CV5509	BK DX519	BK DX517
	2.2L		P	CV5071		CV5509	BK DX519	BK DX517
1984-83	1.9L, 2.0L		D	CV5071		CV5509	BK DX519	BK DX517
	1.9L, 2.0L		P	CV5071		CV5509	BK DX519	BK DX517
	2.8L		D	CV5071		CV5509	BK DX519	BK DX517
	2.8L		P	CV5071		CV5509	BK DX519	BK DX517
S10 PICKUP								
2002-97	2.2L	w/ Sport Pkg ZR2	D	CV5331		CV5572	BK DX529	BK DX508
	2.2L	w/ Sport Pkg ZR2	P	CV5332		CV5572	BK DX529	BK DX508

CHEVROLET (cont.)

Year Année Ano	Engine	Application Aplicacion	Side Coté Lado	Reman CV Shaft Cardan réusiné Cardanica resinada	CV Shaft w/New Outer Joint Cardan avec Joint Ext. Neuf	Reman Outer Joint & Boot Joint Ext. réusiné & Soufflet	Outer Boot Kit Ensemble Soufflet Extérieur Juegos de bota exterior	Inner Boot Kit Ensemble Soufflet Intérieur Juegos de bota Interior
CHEVROLET (Cont'd)								
S10 PICKUP (Cont'd)								
2002-97	2.2L	w/o Sport Pkg ZR2	D	CV5329		CV5572	BK DX529	BK DX508
	2.2L	w/o Sport Pkg ZR2	P	CV5330		CV5572	BK DX529	BK DX508
	4.3L	w/ Sport Pkg ZR2	D	CV5331		CV5572	BK DX529	BK DX508
	4.3L	w/ Sport Pkg ZR2	P	CV5332		CV5572	BK DX529	BK DX508
	4.3L	w/o Sport Pkg ZR2	D	CV5329		CV5572	BK DX529	BK DX508
	4.3L	w/o Sport Pkg ZR2	P	CV5330		CV5572	BK DX529	BK DX508
2000-99	.0L	w/ Sport Pkg ZR2	D	CV5331		CV5572	BK DX529	BK DX508
	.0L	w/ Sport Pkg ZR2	P	CV5332		CV5572	BK DX529	BK DX508
	.0L	w/o Sport Pkg ZR2	D	CV5329		CV5572	BK DX529	BK DX508
	.0L	w/o Sport Pkg ZR2	P	CV5330		CV5572	BK DX529	BK DX508
1996-95	2.2L	w/ Sport Pkg ZR2	D	CV5316		CV5511	BK DX529	BK DX528
	2.2L	w/ Sport Pkg ZR2	P	CV5316		CV5511	BK DX529	BK DX528
	2.2L	w/o Sport Pkg ZR2	D	CV5071		CV5511	BK DX529	BK DX528
	2.2L	w/o Sport Pkg ZR2	P	CV5071		CV5511	BK DX529	BK DX528
	4.3L	w/ Sport Pkg ZR2	D	CV5316		CV5511	BK DX529	BK DX528
	4.3L	w/ Sport Pkg ZR2	P	CV5316		CV5511	BK DX529	BK DX528
	4.3L	w/o Sport Pkg ZR2	D	CV5071		CV5511	BK DX529	BK DX528
	4.3L	w/o Sport Pkg ZR2	P	CV5071		CV5511	BK DX529	BK DX528
1994-88	4.3L		D	CV5071		CV5511	BK DX529	BK DX528
	4.3L		P	CV5071		CV5511	BK DX529	BK DX528
1994-85	2.2L		D	CV5071		CV5511	BK DX529	BK DX528
	2.2L		P	CV5071		CV5511	BK DX529	BK DX528
1993-85	2.5L		D	CV5071		CV5511	BK DX529	BK DX528
	2.5L		P	CV5071		CV5511	BK DX529	BK DX528
	2.8L		D	CV5071		CV5511	BK DX529	BK DX528
	2.8L		P	CV5071		CV5511	BK DX529	BK DX528
1985	1.9L		D	CV5071		CV5511	BK DX529	BK DX528
	1.9L		P	CV5071		CV5511	BK DX529	BK DX528
1984-83	1.9L		D	CV5071		CV5509	BK DX519	BK DX517
	1.9L		P	CV5071		CV5509	BK DX519	BK DX517
	2.0L, 2.2L		D	CV5071		CV5509	BK DX519	BK DX517
	2.0L, 2.2L		P	CV5071		CV5509	BK DX519	BK DX517
	2.8L		D	CV5071		CV5509	BK DX519	BK DX517
	2.8L		P	CV5071		CV5509	BK DX519	BK DX517
S10 TRAILBLAZER								
2002	4.2L		D	CV5411				
	4.2L		P	CV5411				
SILVERADO 1500								
2002-01	4.3L, 4.8L	Crew Cab	D	CV5384			BK DX530	BK DX529AB
	4.3L, 4.8L	Crew Cab	P	CV5384			BK DX530	BK DX529AB
	4.3L, 4.8L	except Crew Cab	D	CV5383			BK DX554	BK DX552
	4.3L, 4.8L	except Crew Cab	P	CV5383			BK DX554	BK DX552
2001	5.3L	Crew Cab	D	CV5384			BK DX530	BK DX529AB
	5.3L	Crew Cab	P	CV5384			BK DX530	BK DX529AB
	5.3L	except Crew Cab	D	CV5383			BK DX554	BK DX552
	5.3L	except Crew Cab	P	CV5383			BK DX554	BK DX552
2000	4.3L, 4.8L, 5.3L		D	CV5383			BK DX554	BK DX552
	4.3L, 4.8L, 5.3L		P	CV5383			BK DX554	BK DX552
1999	4.3L, 4.8L, 5.3L	New Body Style	D	CV5383			BK DX554	BK DX552
	4.3L, 4.8L, 5.3L	New Body Style	P	CV5383			BK DX554	BK DX552

CHEVROLET (cont.)

Year Année Ano	Engine	Application Aplicacion	Side Coté Lado	Reman CV Shaft Cardan réusiné Cardanica resinada	CV Shaft w/New Outer Joint Cardan avec Joint Ext. Neuf	Reman Outer Joint & Boot Joint Ext. réusiné & Soufflet	Outer Boot Kit Ensemble Soufflet Extérieur Juegos de bota exterior	Inner Boot Kit Ensemble Soufflet Intérieur Juegos de bota Interior
CHEVROLET (Cont'd)								
SILVERADO 1500 HD								
2002-01	6.0L	Crew Cab	D	CV5384			BK DX530	BK DX529AB
	6.0L	Crew Cab	P	CV5384			BK DX530	BK DX529AB
	6.0L	except Crew Cab	D	CV5383			BK DX554	BK DX552
	6.0L	except Crew Cab	P	CV5383			BK DX554	BK DX552
SILVERADO 2500								
2002-01	5.3L, 6.0L, 6.6L, 8.1L		D	CV5384			BK DX530	BK DX529AB
	5.3L, 6.0L, 6.6L, 8.1L		P	CV5384			BK DX530	BK DX529AB
2000-99	5.3L, 6.0L	New Body Style	D	CV5384			BK DX530	BK DX529AB
	5.3L, 6.0L	New Body Style	P	CV5384			BK DX530	BK DX529AB
SILVERADO 2500 HD								
2002-01	6.0L, 6.6L, 8.1L		D	CV5384			BK DX530	BK DX529AB
	6.0L, 6.6L, 8.1L		P	CV5384			BK DX530	BK DX529AB
SILVERADO 3500								
2002-01	6.0L, 6.6L, 8.1L		D	CV5384			BK DX530	BK DX529AB
	6.0L, 6.6L, 8.1L		P	CV5384			BK DX530	BK DX529AB
SPECTRUM								
1988-87	1.5L	AT w/o Turbo	D	CV5114		CV5546	BK DX373	BK DX215
	1.5L	AT w/o Turbo	P	CV5115		CV5545	BK DX380	BK DX211
	1.5L	MT w/o Turbo	D	CV5116		CV5546	BK DX373	BK DX215
	1.5L	MT w/o Turbo	P	CV5117		CV5545	BK DX380	BK DX211
	1.5L	w/ Turbo	D	CV5174		CV5543	BK DX217	BK DX218
	1.5L	w/ Turbo	P	CV5151		CV5543	BK DX217	BK DX218
1986-85	1.5L	AT	D	CV5114		CV5546	BK DX373	BK DX215
	1.5L	AT	P	CV5115		CV5546	BK DX373	BK DX215
	1.5L	MT	D	CV5116		CV5546	BK DX373	BK DX215
	1.5L	MT	P	CV5117		CV5546	BK DX373	BK DX215
SPRINT								
1991-89	1.0L	AT	D	CV9401		CV9451	BK DX309	BK DX904
	1.0L	AT	P	CV9402		CV9451	BK DX309	BK DX904
	1.0L	MT	D	CV9407		CV9451	BK DX309	BK DX904
	1.0L	MT	P	CV9408		CV9451	BK DX309	BK DX904
1988-85	1.0L	AT	D	CV5118		CV5522	BK DX309	BK DX538
	1.0L	AT	P	CV5119		CV5522	BK DX309	BK DX538
	1.0L	MT	D	CV5120		CV5522	BK DX309	BK DX538
	1.0L	MT	P	CV5121		CV5522	BK DX309	BK DX538
SUBURBAN 1500								
2002-00	5.3L		D	CV5383			BK DX554	BK DX552
	5.3L		P	CV5383			BK DX554	BK DX552
SUBURBAN 2500								
2002-01	8.1L		D	CV5384			BK DX530	BK DX529AB
	8.1L		P	CV5384			BK DX530	BK DX529AB
2002-00	6.0L		D	CV5384			BK DX530	BK DX529AB
	6.0L		P	CV5384			BK DX530	BK DX529AB
2000	5.3L		D	CV5384			BK DX530	BK DX529AB
	5.3L		P	CV5384			BK DX530	BK DX529AB
TAHOE								
2002-01	4.8L, 5.3L		D	CV5383			BK DX554	BK DX552

CHEVROLET (cont.)

Year Année Ano	Engine	Application Aplicacion	Side Coté Lado	Reman CV Shaft Cardan réusiné Cardanica resinada	CV Shaft w/New Outer Joint Cardan avec Joint Ext. Neuf	Reman Outer Joint & Boot Joint Ext. réusiné & Soufflet	Outer Boot Kit Ensemble Soufflet Extérieur Juegos de bota exterior	Inner Boot Kit Ensemble Soufflet Intérieur Juegos de bota Interior
CHEVROLET (Cont'd)								
TAHOE (Cont'd)								
2002-01	4.8L, 5.3L		P	CV5383			BK DX554	BK DX552
2000	4.8L, 5.3L, 5.7L	New Body Style	D	CV5383			BK DX554	BK DX552
	4.8L, 5.3L, 5.7L	New Body Style	P	CV5383			BK DX554	BK DX552
	4.8L, 5.3L, 5.7L	Old Body Style	D	CV5148		CV5529	BK DX554	BK DX552
	4.8L, 5.3L, 5.7L	Old Body Style	P	CV5148		CV5529	BK DX554	BK DX552
1999-98	5.7L		D	CV5148		CV5529	BK DX554	BK DX552
	5.7L		P	CV5148		CV5529	BK DX554	BK DX552
	6.5L		D	CV5148		CV5529	BK DX554	BK DX552
	6.5L		P	CV5148		CV5529	BK DX554	BK DX552
1997-95	5.7L		D	CV5148		CV5529	BK DX554	BK DX554
	5.7L		P	CV5148		CV5529	BK DX554	BK DX554
	6.5L		D	CV5148		CV5529	BK DX554	BK DX554
	6.5L		P	CV5148		CV5529	BK DX554	BK DX554
TRACKER								
2002-01	2.5L		D	CV5381			BK DX373	BK DX762
	2.5L		P	CV5382			BK DX373	BK DX762
2002-99	2.0L		D	CV5381			BK DX373	BK DX762
	2.0L		P	CV5382			BK DX373	BK DX762
2000-99	1.6L		D	CV5381			BK DX373	BK DX762
	1.6L		P	CV5382			BK DX373	BK DX762
1998	1.6L		D	CV9803		CV9852	BK DX373	BK DX762
	1.6L		P	CV9831		CV9852	BK DX373	BK DX762
VENTURE								
2002	3.4L	AWD	D	CV5376				
	3.4L	AWD	P	CV5418				
2002-00	3.4L	FWD	D	CV5376			BK DX524	BK DX508
	3.4L	FWD	P	CV5377			BK DX524	BK DX508
1999	3.4L		D	CV5361			BK DX524	BK DX508
	3.4L		P	CV5370			BK DX524	BK DX508
1998-97	3.4L		D	CV5369		CV5562	BK DX524	BK DX508
	3.4L		P	CV5370		CV5562	BK DX524	BK DX508
CHRYSLER								
300M								
2002-99	3.5L	w/ ABS	D	CV2247		CV2543X	BK DX524	BK DX241
	3.5L	w/ ABS	P	CV2248		CV2543X	BK DX524	BK DX241
CIRRUS								
2000	2.0L	w/ ABS	D	CV2280				
	2.0L	w/ ABS	P	CV2281				
	2.0L	w/o ABS	D	CV2278				
	2.0L	w/o ABS	P	CV2279				
	2.4L	w/ ABS	D	CV2280				
	2.4L	w/ ABS	P	CV2281				
	2.4L	w/o ABS	D	CV2278				
	2.4L	w/o ABS	P	CV2279				
	2.5L	w/ ABS	D	CV2280				
	2.5L	w/ ABS	P	CV2281				
	2.5L	w/o ABS	D	CV2278				
	2.5L	w/o ABS	P	CV2279				
	1999-98	2.5L	w/ ABS	D	CV2243			BK DX524

CHRYSLER (cont.)

Year Année Ano	Engine	Application Aplicacion	Side Coté Lado	Reman CV Shaft Cardan réusiné Cardanica resinada	CV Shaft w/New Outer Joint Cardan avec Joint Ext. Neuf	Reman Outer Joint & Boot Joint Ext. réusiné & Soufflet	Outer Boot Kit Ensemble Soufflet Extérieur Juegos de bota exterior	Inner Boot Kit Ensemble Soufflet Intérieur Juegos de bota Interior
CHRYSLER (Cont'd)								
CIRRUS (Cont'd)								
1999-98	2.5L	w/ ABS	P	CV2244			BK DX524	BK DX241
1999-95	2.5L	w/o ABS	D	CV2167		CV2534	BK DX524	BK DX241
	2.5L	w/o ABS	P	CV2168		CV2534	BK DX524	BK DX241
1997-95	2.4L	w/ ABS	D	CV2169		CV2534X	BK DX524	BK DX241
	2.4L	w/ ABS	P	CV2170		CV2534X	BK DX524	BK DX241
	2.4L	w/o ABS	D	CV2167		CV2534	BK DX524	BK DX241
	2.4L	w/o ABS	P	CV2168		CV2534	BK DX524	BK DX241
	2.5L	w/ ABS	D	CV2169		CV2534X	BK DX524	BK DX241
	2.5L	w/ ABS	P	CV2170		CV2534X	BK DX524	BK DX241
CONCORDE								
2002	3.5L	w/ ABS	D	CV2247		CV2543X	BK DX524	BK DX241
	3.5L	w/ ABS	P	CV2248		CV2543X	BK DX524	BK DX241
	3.5L	w/o ABS	D	CV2245		CV2543	BK DX524	BK DX241
	3.5L	w/o ABS	P	CV2246		CV2543	BK DX524	BK DX241
2002-98	2.7L	w/ ABS	D	CV2247		CV2543X	BK DX524	BK DX241
	2.7L	w/ ABS	P	CV2248		CV2543X	BK DX524	BK DX241
	2.7L	w/o ABS	D	CV2245		CV2543	BK DX524	BK DX241
	2.7L	w/o ABS	P	CV2246		CV2543	BK DX524	BK DX241
2001-98	3.2L	w/ ABS	D	CV2247		CV2543X	BK DX524	BK DX241
	3.2L	w/ ABS	P	CV2248		CV2543X	BK DX524	BK DX241
	3.2L	w/o ABS	D	CV2245		CV2543	BK DX524	BK DX241
	3.2L	w/o ABS	P	CV2246		CV2543	BK DX524	BK DX241
1997-96	3.5L	w/ ABS	D	CV2224		CV2539X	BK DX524	BK DX241
	3.5L	w/ ABS	P	CV2225		CV2539X	BK DX524	BK DX241
	3.5L	w/o ABS	D	CV2222		CV2539	BK DX524	BK DX241
	3.5L	w/o ABS	P	CV2223		CV2539	BK DX524	BK DX241
1996	3.3L	w/ ABS	D	CV2224		CV2539X	BK DX524	BK DX241
	3.3L	w/ ABS	P	CV2225		CV2539X	BK DX524	BK DX241
	3.3L	w/o ABS	D	CV2222		CV2539	BK DX524	BK DX241
	3.3L	w/o ABS	P	CV2223		CV2539	BK DX524	BK DX241
1995-93	3.3L	w/ ABS	D	CV2125		CV2526X	BK DX524	BK DX241
	3.3L	w/ ABS	P	CV2126		CV2526X	BK DX524	BK DX241
	3.3L	w/o ABS	D	CV2123		CV2526	BK DX524	BK DX241
	3.3L	w/o ABS	P	CV2124		CV2526	BK DX524	BK DX241
	3.5L	w/ ABS	D	CV2125		CV2526X	BK DX524	BK DX241
	3.5L	w/ ABS	P	CV2126		CV2526X	BK DX524	BK DX241
	3.5L	w/o ABS	D	CV2123		CV2526	BK DX524	BK DX241
	3.5L	w/o ABS	P	CV2124		CV2526	BK DX524	BK DX241
E CLASS								
1984	2.2L	Turbo w/Citroen Design	D	CV2028		CV2509	BK DX212	BK DX214
	2.2L	Turbo w/Citroen Design	P	CV2028		CV2509	BK DX212	BK DX214
	2.2L	w/o Turbo w/ACI Design	D	CV2028		CV2507	BK DX209	BK DX210
	2.2L	w/o Turbo w/ACI Design	P	CV2027		CV2507	BK DX209	BK DX210
	2.2L	w/o Turbo w/Citroen Design	D	CV2028		CV2509	BK DX212	BK DX214
	2.2L	w/o Turbo w/Citroen Design	P	CV2027		CV2509	BK DX212	BK DX213
	2.6L	Citroen Design	D	CV2028		CV2509	BK DX212	BK DX214
	2.6L	Citroen Design	P	CV2027		CV2509	BK DX212	BK DX213
1983	2.2L	From 5/21/83 w/Citroen Design	D	CV2022		CV2508	BK DX212	BK DX214
	2.2L	From 5/21/83 w/Citroen Design	P	CV2021		CV2508	BK DX212	BK DX213
	2.2L	From 5/21/83 w/GKN Design	D	CV2022		CV2505	BK DX201	BK DX203

CHRYSLER (cont.)

Year Année Ano	Engine	Application Aplicacion	Side Coté Lado	Reman CV Shaft Cardan réusiné Cardanica resinada	CV Shaft w/New Outer Joint Cardan avec Joint Ext. Neuf	Reman Outer Joint & Boot Joint Ext. réusiné & Soufflet	Outer Boot Kit Ensemble Soufflet Extérieur Juegos de bota exterior	Inner Boot Kit Ensemble Soufflet Intérieur Juegos de bota Interior
CHRYSLER (Cont'd)								
E CLASS								
1983	2.2L	From 5/21/83 w/GKN Design	P	CV2021		CV2505	BK DX201	BK DX202
	2.2L	To 5/20/83 w/Citroen Design	D	CV2022		CV2508	BK DX212	BK DX214
	2.2L	To 5/20/83 w/Citroen Design	P	CV2021		CV2508	BK DX212	BK DX213
	2.2L	To 5/20/83 w/GKN Design	D	CV2022		CV2504	BK DX104	BK DX207
	2.2L	To 5/20/83 w/GKN Design	P	CV2021		CV2504	BK DX104	BK DX206
	2.6L	Citroen Design	D	CV2022		CV2508	BK DX212	BK DX214
	2.6L	Citroen Design	P	CV2021		CV2508	BK DX212	BK DX213
	2.6L	GKN Design	D	CV2022		CV2504	BK DX104	BK DX207
	2.6L	GKN Design	P	CV2021		CV2504	BK DX104	BK DX206
EXECUTIVE LIMOUSINE								
1986	2.2L	Saginaw Design	D	CV2028		CV2513	BK DX523	BK DX523
	2.2L	Saginaw Design	P	CV2027		CV2513	BK DX523	BK DX522
	2.2L	Turbo w/Citroen Design	D	CV2028		CV2509	BK DX212	BK DX214
	2.2L	Turbo w/Citroen Design	P	CV2028		CV2509	BK DX212	BK DX214
	2.2L	Turbo w/GKN Design	D	CV2028		CV2511	BK DX104	BK DX207
	2.2L	Turbo w/GKN Design	P	CV2028		CV2511	BK DX104	BK DX207
1985	2.6L	Citroen Design	D	CV2028		CV2509	BK DX212	BK DX214
	2.6L	Citroen Design	P	CV2027		CV2509	BK DX212	BK DX213
	2.6L	GKN Design	D	CV2028		CV2511	BK DX104	BK DX207
	2.6L	GKN Design	P	CV2027		CV2511	BK DX104	BK DX206
EXECUTIVE SEDAN								
1984	2.6L	Citroen Design	D	CV2028		CV2509	BK DX212	BK DX214
	2.6L	Citroen Design	P	CV2027		CV2509	BK DX212	BK DX213
	2.6L	GKN Design	D	CV2028		CV2511	BK DX104	BK DX207
	2.6L	GKN Design	P	CV2027		CV2511	BK DX104	BK DX206
1983	2.6L	Citroen Design	D	CV2022		CV2508	BK DX212	BK DX214
	2.6L	Citroen Design	P	CV2021		CV2508	BK DX212	BK DX213
	2.6L	GKN Design	D	CV2022		CV2504	BK DX104	BK DX207
	2.6L	GKN Design	P	CV2021		CV2504	BK DX104	BK DX206
GRAND VOYAGER								
2000	3.3L	AWD Front Shafts	D	CV2218		CV2514BX	BK DX523AB	BK DX778
	3.3L	AWD Front Shafts	P	CV2217		CV2514BX	BK DX523AB	BK DX221
	3.3L	AWD Rear Shafts	D	CV2265	CVX2265		BK DX243	BK DX243
	3.3L	AWD Rear Shafts	P	CV2265	CVX2265		BK DX243	BK DX243
	3.3L	FWD w/ ABS	D	CV2218		CV2514BX	BK DX523AB	BK DX778
	3.3L	FWD w/ ABS	P	CV2219		CV2514BX	BK DX523AB	BK DX778
	3.3L	FWD w/o ABS	D	CV2221		CV2514B	BK DX523AB	BK DX778
	3.3L	FWD w/o ABS	P	CV2220		CV2514B	BK DX523AB	BK DX778
IMPERIAL								
1993-91	3.8L	w/ ABS w/GKN Design	D	CV2072		CV2514AX	BK DX523AB	BK DX404
	3.8L	w/ ABS w/GKN Design	P	CV2072		CV2514AX	BK DX523AB	BK DX404
	3.8L	w/ ABS w/Saginaw Design	D	CV2072		CV2520X	BK DX524	BK DX223
	3.8L	w/ ABS w/Saginaw Design	P	CV2072		CV2520X	BK DX524	BK DX223
	3.8L	w/o ABS w/GKN Design	D	CV2063		CV2514A	BK DX523AB	BK DX404
	3.8L	w/o ABS w/GKN Design	P	CV2063		CV2514A	BK DX523AB	BK DX404
	3.8L	w/o ABS w/Saginaw Design	D	CV2063		CV2520	BK DX524	BK DX223
	3.8L	w/o ABS w/Saginaw Design	P	CV2063		CV2520	BK DX524	BK DX223
1991	3.3L	w/ ABS w/GKN Design	D	CV2072		CV2514AX	BK DX523AB	BK DX404
	3.3L	w/ ABS w/GKN Design	P	CV2072		CV2514AX	BK DX523AB	BK DX404
	3.3L	w/ ABS w/Saginaw Design	D	CV2072		CV2520X	BK DX524	BK DX223

CHRYSLER (cont.)

Year Année Ano	Engine	Application Aplicacion	Side Coté Lado	Reman CV Shaft Cardan réusiné Cardanica resinada	CV Shaft w/New Outer Joint Cardan avec Joint Ext. Neuf	Reman Outer Joint & Boot Joint Ext. réusiné & Soufflet	Outer Boot Kit Ensemble Soufflet Extérieur Juegos de bota exterior	Inner Boot Kit Ensemble Soufflet Intérieur Juegos de bota Interior
CHRYSLER (Cont'd)								
IMPERIAL (Cont'd)								
1991	3.3L	w/ ABS w/Saginaw Design	P	CV2072		CV2520X	BK DX524	BK DX223
	3.3L	w/o ABS w/GKN Design	D	CV2063		CV2514A	BK DX523AB	BK DX404
	3.3L	w/o ABS w/GKN Design	P	CV2063		CV2514A	BK DX523AB	BK DX404
	3.3L	w/o ABS w/Saginaw Design	D	CV2063		CV2520	BK DX524	BK DX223
	3.3L	w/o ABS w/Saginaw Design	P	CV2063		CV2520	BK DX524	BK DX223
1990	3.3L	w/ ABS w/GKN Closed Tulip Design	D	CV2072		CV2514X	BK DX219	BK DX221
	3.3L	w/ ABS w/GKN Closed Tulip Design	P	CV2072		CV2514X	BK DX219	BK DX221
	3.3L	w/o ABS w/GKN Closed Tulip Design	D	CV2063		CV2514	BK DX219	BK DX221
	3.3L	w/o ABS w/GKN Closed Tulip Design	P	CV2065		CV2514	BK DX219	BK DX221
LASER								
1986	2.2L, 2.5L	Saginaw Design	D	CV2028		CV2513	BK DX523	BK DX523
	2.2L, 2.5L	Saginaw Design	P	CV2027		CV2513	BK DX523	BK DX522
	2.5L	GKN Design	D	CV2028		CV2511	BK DX104	BK DX207
	2.5L	GKN Design	P	CV2027		CV2511	BK DX104	BK DX206
1986-85	2.2L	Turbo w/GKN Design	D	CV2028		CV2511	BK DX104	BK DX207
	2.2L	Turbo w/GKN Design	P	CV2028		CV2511	BK DX104	BK DX207
1986-84	2.2L	Turbo w/Citroen Design	D	CV2028		CV2509	BK DX212	BK DX214
	2.2L	Turbo w/Citroen Design	P	CV2028		CV2509	BK DX212	BK DX214
	2.2L	w/o Turbo w/ACI Design	D	CV2028		CV2507	BK DX209	BK DX210
	2.2L	w/o Turbo w/ACI Design	P	CV2027		CV2507	BK DX209	BK DX210
	2.2L	w/o Turbo w/GKN Design	D	CV2028		CV2506	BK DX201	BK DX203
	2.2L	w/o Turbo w/GKN Design	P	CV2027		CV2506	BK DX201	BK DX202
1985-84	2.2L	w/o Turbo w/Citroen Design	D	CV2028		CV2509	BK DX212	BK DX214
	2.2L	w/o Turbo w/Citroen Design	P	CV2027		CV2509	BK DX212	BK DX213
LEBARON								
1995-90	3.0L	w/ ABS w/GKN Design	D	CV2072		CV2514AX	BK DX523AB	BK DX404
	3.0L	w/ ABS w/GKN Design	P	CV2073		CV2514AX	BK DX523AB	BK DX404
	3.0L	w/ ABS w/Saginaw Design	D	CV2072		CV2520X	BK DX524	BK DX223
	3.0L	w/ ABS w/Saginaw Design	P	CV2073		CV2520X	BK DX524	BK DX223
	3.0L	w/o ABS w/GKN Design	D	CV2063		CV2514A	BK DX523AB	BK DX404
	3.0L	w/o ABS w/GKN Design	P	CV2064		CV2514A	BK DX523AB	BK DX404
	3.0L	w/o ABS w/Saginaw Design	D	CV2063		CV2520	BK DX524	BK DX223
	3.0L	w/o ABS w/Saginaw Design	P	CV2064		CV2520	BK DX524	BK DX223
1993-91	2.5L	AT w/o Turbo w/ ABS w/GKN Design	D	CV2072		CV2514AX	BK DX523AB	BK DX404
	2.5L	AT w/o Turbo w/ ABS w/GKN Design	P	CV2073		CV2514AX	BK DX523AB	BK DX404
	2.5L	AT w/o Turbo w/ ABS w/Saginaw	D	CV2072		CV2520X	BK DX524	BK DX223
	2.5L	AT w/o Turbo w/ ABS w/Saginaw	P	CV2073		CV2520X	BK DX524	BK DX223
	2.5L	AT w/o Turbo w/o ABS w/GKN Design	D	CV2063		CV2523	BK DX245	BK DX404
	2.5L	AT w/o Turbo w/o ABS w/GKN Design	P	CV2064		CV2523	BK DX245	BK DX404
	2.5L	AT w/o Turbo w/o ABS w/Saginaw	D	CV2063		CV2513	BK DX523	BK DX242
	2.5L	AT w/o Turbo w/o ABS w/Saginaw	P	CV2064		CV2513	BK DX523	BK DX242
	2.5L	MT w/o Turbo w/ ABS w/GKN Design	D	CV2072		CV2514AX	BK DX523AB	BK DX404
	2.5L	MT w/o Turbo w/ ABS w/GKN Design	P	CV2073		CV2514AX	BK DX523AB	BK DX404
	2.5L	MT w/o Turbo w/ ABS w/Saginaw Design	D	CV2072		CV2520X	BK DX524	BK DX223
	2.5L	MT w/o Turbo w/ ABS w/Saginaw Design	P	CV2073		CV2520X	BK DX524	BK DX223
	2.5L	MT w/o Turbo w/o ABS w/GKN Design	D	CV2063		CV2514A	BK DX523AB	BK DX404
	2.5L	MT w/o Turbo w/o ABS w/GKN Design	P	CV2064		CV2514A	BK DX523AB	BK DX404

CHRYSLER (cont.)

Year Année Ano	Engine	Application Aplicacion	Side Coté Lado	Reman CV Shaft Cardan réusiné Cardanica resinada	CV Shaft w/New Outer Joint Cardan avec Joint Ext. Neuf	Reman Outer Joint & Boot Joint Ext. réusiné & Soufflet	Outer Boot Kit Ensemble Soufflet Extérieur Juegos de bota exterior	Inner Boot Kit Ensemble Soufflet Intérieur Juegos de bota Interior
CHRYSLER (Cont'd)								
LEBARON (Cont'd)								
1993-91	2.5L	MT w/o Turbo w/o ABS w/Saginaw Design	P	CV2064		CV2520	BK DX524	BK DX223
1992-91	2.5L	AT Turbo w/ ABS w/GKN Design	D	CV2072		CV2514AX	BK DX523AB	BK DX404
	2.5L	AT Turbo w/ ABS w/GKN Design	P	CV2073		CV2514AX	BK DX523AB	BK DX404
	2.5L	AT Turbo w/ ABS w/Saginaw Design	D	CV2072		CV2520X	BK DX524	BK DX223
	2.5L	AT Turbo w/ ABS w/Saginaw Design	P	CV2073		CV2520X	BK DX524	BK DX223
	2.5L	AT Turbo w/o ABS w/GKN Design	D	CV2063		CV2514A	BK DX523AB	BK DX404
	2.5L	AT Turbo w/o ABS w/GKN Design	P	CV2064		CV2514A	BK DX523AB	BK DX404
	2.5L	AT Turbo w/o ABS w/Saginaw Design	D	CV2063		CV2520	BK DX524	BK DX223
	2.5L	AT Turbo w/o ABS w/Saginaw Design	P	CV2064		CV2520	BK DX524	BK DX223
	2.5L	MT Turbo w/ ABS w/GKN Design	D	CV2072		CV2514AX	BK DX523AB	BK DX404
	2.5L	MT Turbo w/ ABS w/GKN Design	P	CV2072		CV2514AX	BK DX523AB	BK DX404
	2.5L	MT Turbo w/ ABS w/Saginaw Design	D	CV2072		CV2520X	BK DX524	BK DX223
	2.5L	MT Turbo w/ ABS w/Saginaw Design	P	CV2072		CV2520X	BK DX524	BK DX223
	2.5L	MT Turbo w/o ABS w/GKN Design	D	CV2063		CV2514A	BK DX523AB	BK DX404
	2.5L	MT Turbo w/o ABS w/GKN Design	P	CV2063		CV2514A	BK DX523AB	BK DX404
	2.5L	MT Turbo w/o ABS w/Saginaw Design	D	CV2063		CV2520	BK DX524	BK DX223
	2.5L	MT Turbo w/o ABS w/Saginaw Design	P	CV2063		CV2520	BK DX524	BK DX223
1990	3.0L	GKN Closed Tulip Design	D	CV2063		CV2514	BK DX219	BK DX221
	3.0L	GKN Closed Tulip Design	P	CV2064		CV2514	BK DX219	BK DX221
	3.0L	GKN Open Tulip Design	D	CV2063		CV2514	BK DX219	BK DX220
	3.0L	GKN Open Tulip Design	P	CV2064		CV2514	BK DX219	BK DX220
	3.0L	Saginaw Design	D	CV2063		CV2513	BK DX523	BK DX522
	3.0L	Saginaw Design	P	CV2064		CV2513	BK DX523	BK DX522
1990-89	2.2L	Turbo w/Intercooler	D	CV2063		CV2514	BK DX219	BK DX220
	2.2L	Turbo w/Intercooler	P	CV2065		CV2514	BK DX219	BK DX220
	2.5L	AT Turbo w/ GKN Design	D	CV2063		CV2514	BK DX219	BK DX220
	2.5L	AT Turbo w/ GKN Design	P	CV2064		CV2514	BK DX219	BK DX220
	2.5L	AT Turbo w/ Saginaw Design	D	CV2063		CV2513	BK DX523	BK DX522
	2.5L	AT Turbo w/ Saginaw Design	P	CV2064		CV2513	BK DX523	BK DX522
	2.5L	GKN Closed Tulip Design	D	CV2063		CV2514	BK DX219	BK DX221
	2.5L	GKN Closed Tulip Design	P	CV2064		CV2514	BK DX219	BK DX221
	2.5L	GKN Open Tulip Design	D	CV2063		CV2514	BK DX219	BK DX220
	2.5L	GKN Open Tulip Design	P	CV2064		CV2514	BK DX219	BK DX220
	1989-87	2.2L	w/o Turbo w/ACI Design	D	CV2061		CV2507	BK DX209
2.2L		w/o Turbo w/ACI Design	P	CV2062		CV2507	BK DX209	BK DX210
2.2L		w/o Turbo w/Saginaw Design	D	CV2061		CV2513	BK DX523	BK DX522
2.2L		w/o Turbo w/Saginaw Design	P	CV2062		CV2513	BK DX523	BK DX522
1988-87	2.2L	Turbo w/GKN Design	D	CV2063		CV2514	BK DX219	BK DX220
	2.2L	Turbo w/GKN Design	P	CV2065		CV2514	BK DX219	BK DX220
	2.2L	Turbo w/Saginaw Design	D	CV2063		CV2513	BK DX523	BK DX522
	2.2L	Turbo w/Saginaw Design	P	CV2065		CV2513	BK DX523	BK DX522
	2.5L	90mm dia Tulip GKN Design	D	CV2063		CV2514	BK DX219	BK DX220
	2.5L	90mm dia Tulip GKN Design	P	CV2064		CV2514	BK DX219	BK DX220
1987	2.2L	Turbo w/Citroen Design	D	CV2063		CV2509	BK DX212	BK DX212
	2.2L	Turbo w/Citroen Design	P	CV2065		CV2509	BK DX212	BK DX212
	2.5L	82mm dia Tulip GKN Design	D	CV2063		CV2511	BK DX104	BK DX207
	2.5L	82mm dia Tulip GKN Design	P	CV2064		CV2511	BK DX104	BK DX206
1986	2.5L	Citroen Design	D	CV2028		CV2509	BK DX212	BK DX214
	2.5L	Citroen Design	P	CV2027		CV2509	BK DX212	BK DX213

CHRYSLER (cont.)

Year Année Ano	Engine	Application Aplicacion	Side Coté Lado	Reman CV Shaft Cardan réusiné Cardanica resinada	CV Shaft w/New Outer Joint Cardan avec Joint Ext. Neuf	Reman Outer Joint & Boot Joint Ext. réusiné & Soufflet	Outer Boot Kit Ensemble Soufflet Extérieur Juegos de bota exterior	Inner Boot Kit Ensemble Soufflet Intérieur Juegos de bota Interior
CHRYSLER (Cont'd)								
LEBARON (Cont'd)								
1986	2.5L	GKN Design	D	CV2028		CV2511	BK DX104	BK DX207
	2.5L	GKN Design	P	CV2027		CV2511	BK DX104	BK DX206
1986-84	2.2L	Turbo w/Citroen Design	D	CV2028		CV2509	BK DX212	BK DX214
	2.2L	Turbo w/Citroen Design	P	CV2028		CV2509	BK DX212	BK DX214
	2.2L	Turbo w/GKN Design	D	CV2028		CV2511	BK DX104	BK DX207
	2.2L	Turbo w/GKN Design	P	CV2028		CV2511	BK DX104	BK DX207
	2.2L	w/o Turbo w/ACI Design	D	CV2028		CV2507	BK DX209	BK DX210
	2.2L	w/o Turbo w/ACI Design	P	CV2027		CV2507	BK DX209	BK DX210
	2.2L	w/o Turbo w/Citroen Design	D	CV2028		CV2509	BK DX212	BK DX214
	2.2L	w/o Turbo w/Citroen Design	P	CV2027		CV2509	BK DX212	BK DX213
	2.2L	w/o Turbo w/GKN Design	D	CV2028		CV2506	BK DX201	BK DX203
	2.2L	w/o Turbo w/GKN Design	P	CV2027		CV2506	BK DX201	BK DX202
	2.2L	w/o Turbo w/Saginaw Design	D	CV2028		CV2513	BK DX523	BK DX522
	2.2L	w/o Turbo w/Saginaw Design	P	CV2027		CV2513	BK DX523	BK DX522
1985-84	2.6L	Citroen Design	D	CV2028		CV2509	BK DX212	BK DX214
	2.6L	Citroen Design	P	CV2027		CV2509	BK DX212	BK DX213
	2.6L	GKN Design	D	CV2028		CV2511	BK DX104	BK DX207
	2.6L	GKN Design	P	CV2027		CV2511	BK DX104	BK DX206
1983	2.2L	From 5/21/83 w/Citroen Design	D	CV2022		CV2508	BK DX212	BK DX214
	2.2L	From 5/21/83 w/Citroen Design	P	CV2021		CV2508	BK DX212	BK DX213
	2.2L	From 5/21/83 w/GKN Design	D	CV2022		CV2505	BK DX201	BK DX203
	2.2L	From 5/21/83 w/GKN Design	P	CV2021		CV2505	BK DX201	BK DX202
	2.2L	To 5/20/83 w/Citroen Design	D	CV2022		CV2508	BK DX212	BK DX214
	2.2L	To 5/20/83 w/Citroen Design	P	CV2021		CV2508	BK DX212	BK DX213
	2.2L	To 5/20/83 w/GKN Design	D	CV2022		CV2504	BK DX104	BK DX207
	2.2L	To 5/20/83 w/GKN Design	P	CV2021		CV2504	BK DX104	BK DX206
	2.6L	Citroen Design	D	CV2022		CV2508	BK DX212	BK DX214
	2.6L	Citroen Design	P	CV2021		CV2508	BK DX212	BK DX213
	2.6L	GKN Design	D	CV2022		CV2504	BK DX104	BK DX207
	2.6L	GKN Design	P	CV2021		CV2504	BK DX104	BK DX206
1982	2.2L, 2.6L	Early w/retaining snap ring into transmission w/Citroen Design	D	CV2016		CV2508	BK DX212	BK DX214
	2.2L, 2.6L	Early w/retaining snap ring into transmission w/Citroen Design	P	CV2015		CV2508	BK DX212	BK DX213
	2.2L, 2.6L	Early w/retaining snap ring into transmission w/GKN Design	D	CV2016		CV2504	BK DX104	BK DX207
	2.2L, 2.6L	Early w/retaining snap ring into transmission w/GKN Design	P	CV2015		CV2504	BK DX104	BK DX206
	2.2L, 2.6L	Late w/o retaining sanp ring into transmision w/Citroen Design	D	CV2022		CV2508	BK DX212	BK DX214
	2.2L, 2.6L	Late w/o retaining sanp ring into transmision w/Citroen Design	P	CV2021		CV2508	BK DX212	BK DX213
	2.2L, 2.6L	Late w/o retaining sanp ring into transmision w/GKN Design	D	CV2022		CV2504	BK DX104	BK DX207
	2.2L, 2.6L	Late w/o retaining sanp ring into transmision w/GKN Design	P	CV2021		CV2504	BK DX104	BK DX206
LHS								
2001-99	3.5L	w/ ABS	D	CV2247		CV2543X	BK DX524	BK DX241
	3.5L	w/ ABS	P	CV2248		CV2543X	BK DX524	BK DX241
	3.5L	w/o ABS	D	CV2245		CV2543	BK DX524	BK DX241
	3.5L	w/o ABS	P	CV2246		CV2543	BK DX524	BK DX241

CHRYSLER (cont.)

Year Année Ano	Engine	Application Applicacion	Side Coté Lado	Reman CV Shaft Cardan réusiné Cardanica resinada	CV Shaft w/New Outer Joint Cardan avec Joint Ext. Neuf	Reman Outer Joint & Boot Joint Ext. réusiné & Soufflet	Outer Boot Kit Ensemble Soufflet Extérieur Juegos de bota exterior	Inner Boot Kit Ensemble Soufflet Intérieur Juegos de bota Interior
CHRYSLER (Cont'd)								
LHS (Cont'd)								
1997-96	3.5L	w/ ABS	D	CV2224		CV2539X	BK DX524	BK DX241
	3.5L	w/ ABS	P	CV2225		CV2539X	BK DX524	BK DX241
	3.5L	w/o ABS	D	CV2222		CV2539	BK DX524	BK DX241
	3.5L	w/o ABS	P	CV2223		CV2539	BK DX524	BK DX241
1995-94	3.5L	w/ ABS	D	CV2125		CV2526X	BK DX524	BK DX241
	3.5L	w/ ABS	P	CV2126		CV2526X	BK DX524	BK DX241
	3.5L	w/o ABS	D	CV2123		CV2526	BK DX524	BK DX241
	3.5L	w/o ABS	P	CV2124		CV2526	BK DX524	BK DX241
NEW YORKER								
1996	3.5L	w/ ABS	D	CV2224		CV2526X	BK DX524	BK DX241
	3.5L	w/ ABS	P	CV2225		CV2526X	BK DX524	BK DX241
1995-94	3.5L	w/ ABS	D	CV2125		CV2526X	BK DX524	BK DX241
	3.5L	w/ ABS	P	CV2126		CV2526X	BK DX524	BK DX241
	3.5L	w/o ABS	D	CV2123		CV2526	BK DX524	BK DX241
	3.5L	w/o ABS	P	CV2124		CV2526	BK DX524	BK DX241
1993	3.3L	w/o ABS w/GKN Design	D	CV2064		CV2514A	BK DX523AB	BK DX404
	3.3L	w/o ABS w/GKN Design	P	CV2063		CV2514A	BK DX523AB	BK DX404
1993-91	3.3L	w/ ABS w/GKN Design	P	CV2073		CV2514AX	BK DX523AB	BK DX404
	3.3L	w/ ABS w/Saginaw Design	P	CV2073		CV2520X	BK DX524	BK DX223
	3.3L	w/o ABS w/Saginaw Design	P	CV2064		CV2520	BK DX524	BK DX223
	3.3L, 3.8L	w/ ABS w/GKN Design	D	CV2072		CV2514AX	BK DX523AB	BK DX404
	3.3L, 3.8L	w/ ABS w/Saginaw Design	D	CV2072		CV2520X	BK DX524	BK DX223
	3.3L, 3.8L	w/o ABS w/Saginaw Design	D	CV2063		CV2520	BK DX524	BK DX223
	3.8L	w/ ABS w/GKN Design	P	CV2072		CV2514AX	BK DX523AB	BK DX404
	3.8L	w/ ABS w/Saginaw Design	P	CV2072		CV2520X	BK DX524	BK DX223
	3.8L	w/o ABS w/GKN Design	D	CV2063		CV2514A	BK DX523AB	BK DX404
	3.8L	w/o ABS w/GKN Design	P	CV2063		CV2514A	BK DX523AB	BK DX404
1992-91	3.3L	w/o ABS w/GKN Design	D	CV2063		CV2514A	BK DX523AB	BK DX404
	3.3L	w/o ABS w/GKN Design	P	CV2063		CV2514A	BK DX523AB	BK DX404
1990	3.3L	w/ ABS w/GKN Closed Tulip Design	D	CV2072		CV2514X	BK DX219	BK DX221
	3.3L	w/ ABS w/GKN Closed Tulip Design	P	CV2072		CV2514X	BK DX219	BK DX221
	3.3L	w/o ABS w/GKN Closed Tulip Design	D	CV2063		CV2514	BK DX219	BK DX221
	3.3L	w/o ABS w/GKN Closed Tulip Design	P	CV2065		CV2514	BK DX219	BK DX221
1990-89	3.0L	w/ ABS w/GKN Design	D	CV2072		CV2514X	BK DX219	BK DX221
	3.0L	w/ ABS w/GKN Design	P	CV2073		CV2514X	BK DX219	BK DX221
	3.0L	w/o ABS w/Saginaw Design	D	CV2063		CV2513	BK DX523	BK DX522
	3.0L	w/o ABS w/Saginaw Design	P	CV2064		CV2513	BK DX523	BK DX522
1990-88	3.0L	w/o ABS w/GKN Closed Tulip Design	D	CV2063		CV2514	BK DX219	BK DX221
	3.0L	w/o ABS w/GKN Closed Tulip Design	P	CV2064		CV2514	BK DX219	BK DX221
1988	2.2L	Turbo w/GKN Design	D	CV2063		CV2514	BK DX219	BK DX220
	2.2L	Turbo w/GKN Design	P	CV2065		CV2514	BK DX219	BK DX220
	3.0L	w/ ABS w/GKN Closed Tulip Design	D	CV2072		CV2514X	BK DX219	BK DX221
	3.0L	w/ ABS w/GKN Closed Tulip Design	P	CV2073		CV2514X	BK DX219	BK DX221
	3.0L	w/ ABS w/GKN Open Tulip Design	D	CV2072		CV2514X	BK DX219	BK DX220
	3.0L	w/ ABS w/GKN Open Tulip Design	P	CV2073		CV2514X	BK DX219	BK DX220
	3.0L	w/o ABS w/GKN Open Tulip Design	D	CV2063		CV2514	BK DX219	BK DX220
	3.0L	w/o ABS w/GKN Open Tulip Design	P	CV2064		CV2514	BK DX219	BK DX220
1988-87	2.2L	Turbo w/Saginaw Design	D	CV2063		CV2513	BK DX523	BK DX522
	2.2L	Turbo w/Saginaw Design	P	CV2065		CV2513	BK DX523	BK DX522

CHRYSLER (cont.)

Year Année Ano	Engine	Application Aplicacion	Side Coté Lado	Reman CV Shaft Cardan réusiné Cardanica resinada	CV Shaft w/New Outer Joint Cardan avec Joint Ext. Neuf	Reman Outer Joint & Boot Joint Ext. réusiné & Soufflet	Outer Boot Kit Ensemble Soufflet Extérieur Juegos de bota exterior	Inner Boot Kit Ensemble Soufflet Intérieur Juegos de bota Interior
CHRYSLER (Cont'd)								
NEW YORKER (Cont'd)								
1987	2.2L	Turbo w/Citroen Design	D	CV2063		CV2509	BK DX212	BK DX214
	2.2L	Turbo w/Citroen Design	P	CV2065		CV2509	BK DX212	BK DX214
	2.5L	GKN Design 82mm dia Tulip	D	CV2063		CV2511	BK DX104	BK DX207
	2.5L	GKN Design 82mm dia Tulip	P	CV2064		CV2511	BK DX104	BK DX206
	2.5L	GKN Design 90mm dia Tulip	D	CV2063		CV2514	BK DX219	BK DX220
	2.5L	GKN Design 90mm dia Tulip	P	CV2064		CV2514	BK DX219	BK DX220
	2.5L	Saginaw Design	D	CV2063		CV2513	BK DX523	BK DX522
	2.5L	Saginaw Design	P	CV2064		CV2513	BK DX523	BK DX522
1986	2.2L	Saginaw Design	D	CV2028		CV2513	BK DX523	BK DX522
	2.2L, 2.5L	Saginaw Design	P	CV2027		CV2513	BK DX523	BK DX522
	2.5L	Citroen Design	D	CV2028		CV2509	BK DX212	BK DX214
	2.5L	Citroen Design	P	CV2027		CV2509	BK DX212	BK DX213
	2.5L	GKN Design	D	CV2028		CV2511	BK DX104	BK DX207
	2.5L	GKN Design	P	CV2027		CV2511	BK DX104	BK DX206
	2.5L	Saginaw Design	D	CV2028		CV2513	BK DX523	BK DX523
1986-85	2.2L	Turbo w/GKN Design	D	CV2028		CV2511	BK DX104	BK DX207
	2.2L	Turbo w/GKN Design	P	CV2028		CV2511	BK DX104	BK DX207
1986-84	2.2L	Turbo w/Citroen Design	D	CV2028		CV2509	BK DX212	BK DX214
	2.2L	Turbo w/Citroen Design	P	CV2028		CV2509	BK DX212	BK DX214
1985	2.6L	GKN Design	D	CV2028		CV2511	BK DX104	BK DX207
	2.6L	GKN Design	P	CV2027		CV2511	BK DX104	BK DX206
1985-84	2.6L	Citroen Design	D	CV2028		CV2509	BK DX212	BK DX214
	2.6L	Citroen Design	P	CV2027		CV2509	BK DX212	BK DX213
1984	2.2L	w/o Turbo w/ACI Design	D	CV2028		CV2507	BK DX209	BK DX210
	2.2L	w/o Turbo w/ACI Design	P	CV2027		CV2507	BK DX209	BK DX210
	2.2L	w/o Turbo w/Citroen Design	D	CV2028		CV2509	BK DX212	BK DX214
	2.2L	w/o Turbo w/Citroen Design	P	CV2027		CV2509	BK DX212	BK DX213
	2.2L	w/o Turbo w/GKN Design	D	CV2028		CV2506	BK DX201	BK DX203
	2.2L	w/o Turbo w/GKN Design	P	CV2027		CV2506	BK DX201	BK DX202
1983	2.2L	From 5/21/83 w/Citroen Design	D	CV2022		CV2508	BK DX212	BK DX214
	2.2L	From 5/21/83 w/Citroen Design	P	CV2021		CV2508	BK DX212	BK DX213
	2.2L	From 5/21/83 w/GKN Design	D	CV2022		CV2505	BK DX201	BK DX203
	2.2L	From 5/21/83 w/GKN Design	P	CV2021		CV2505	BK DX201	BK DX202
	2.2L	To 5/20/83 w/Citroen Design	D	CV2022		CV2508	BK DX212	BK DX214
	2.2L	To 5/20/83 w/Citroen Design	P	CV2021		CV2508	BK DX212	BK DX213
	2.2L	To 5/20/83 w/GKN Design	D	CV2022		CV2505	BK DX104	BK DX203
	2.2L	To 5/20/83 w/GKN Design	P	CV2021		CV2505	BK DX104	BK DX204
	2.6L	Citroen Design	D	CV2022		CV2508	BK DX212	BK DX214
	2.6L	Citroen Design	P	CV2021		CV2508	BK DX212	BK DX213
	2.6L	GKN Design	D	CV2022		CV2504	BK DX104	BK DX207
	2.6L	GKN Design	P	CV2021		CV2504	BK DX104	BK DX206
PT CRUISER								
2002-01	2.4L		D	CV2297				
	2.4L		P	CV2298				
SEBRING								
2002	2.4L	Sedan, Convertible w/ ABS Ring	D	CV2283				
	2.4L	Sedan, Convertible w/ ABS Ring	P	CV2284				
	2.4L	Sedan, Convertible w/o ABS Ring	D	CV2304				
	2.4L	Sedan, Convertible w/o ABS Ring	P	CV2305				
	2.7L	Sedan, Convertible w/ ABS Ring	D	CV2283				

CHRYSLER (cont.)

Year Année Ano	Engine	Application Aplicacion	Side Coté Lado	Reman CV Shaft Cardan réusiné Cardanica resinada	CV Shaft w/New Outer Joint Cardan avec Joint Ext. Neuf	Reman Outer Joint & Boot Joint Ext. réusiné & Soufflet	Outer Boot Kit Ensemble Soufflet Extérieur Juegos de bota exterior	Inner Boot Kit Ensemble Soufflet Intérieur Juegos de bota Interior
CHRYSLER (Cont'd)								
SEBRING (Cont'd)								
2002	2.7L	Sedan, Convertible w/ ABS Ring	P	CV2282				
	2.7L	Sedan, Convertible w/o ABS Ring	D	CV2304				
	2.7L	Sedan, Convertible w/o ABS Ring	P	CV2303				
2002-01	2.4L	Coupe AT w/ ABS	D	CV2287				
	2.4L	Coupe AT w/ ABS	P	CV2288				
	2.4L	Coupe AT w/o ABS	D	CV2285				
	2.4L	Coupe AT w/o ABS	P	CV2286				
	2.4L	Coupe MT w/ ABS	D	CV2291				
	2.4L	Coupe MT w/ ABS	P	CV2292				
	2.4L	Coupe MT w/o ABS	D	CV2289				
	2.4L	Coupe MT w/o ABS	P	CV2290				
	3.0L	Coupe w/ ABS	D	CV2295				
	3.0L	Coupe w/ ABS	P	CV2296				
	3.0L	Coupe w/o ABS	D	CV2293				
	3.0L	Coupe w/o ABS	P	CV2294				
2001	2.4L	Sedan, Convertible w/ ABS Ring	D	CV2280				
	2.4L	Sedan, Convertible w/ ABS Ring	P	CV2281				
	2.4L	Sedan, Convertible w/o ABS Ring	D	CV2278				
	2.4L	Sedan, Convertible w/o ABS Ring	P	CV2279				
	2.7L	Sedan, Convertible w/ ABS Ring	D	CV2280				
	2.7L	Sedan, Convertible w/ ABS Ring	P	CV2282				
	2.7L	Sedan, Convertible w/o ABS Ring	D	CV2278				
	2.7L	Sedan, Convertible w/o ABS Ring	P	CV2303				
2000-98	2.5L	Convertible w/ ABS	D	CV2275			BK DX422	BK DX778
	2.5L	Convertible w/ ABS	P	CV2276			BK DX422	BK DX778
2000-95	2.5L	Coupe w/ ABS	D	CV2215		CV1722X	BK DX190	BK DX772
	2.5L	Coupe w/ ABS	P	CV2216		CV1722X	BK DX190	BK DX772
	2.5L	Coupe w/o ABS	D	CV2213		CV1722	BK DX190	BK DX772
	2.5L	Coupe w/o ABS	P	CV2214		CV1722	BK DX190	BK DX772
1999-96	2.5L	Convertible w/o ABS	D	CV2249			BK DX422	BK DX778
	2.5L	Convertible w/o ABS	P	CV2250			BK DX422	BK DX778
1999-95	2.0L	Coupe AT w/ ABS	D	CV2215		CV1733X	BK DX191	BK DX768
	2.0L	Coupe AT w/ ABS	P	CV2210		CV1733X	BK DX191	BK DX768
	2.0L	Coupe AT w/o ABS	D	CV2213		CV1733	BK DX191	BK DX768
	2.0L	Coupe AT w/o ABS	P	CV2208		CV1733	BK DX191	BK DX768
	2.0L	Coupe MT w/ ABS	D	CV2215		CV1722X	BK DX190	BK DX772
	2.0L	Coupe MT w/ ABS	P	CV2210		CV1733X	BK DX191	BK DX768
	2.0L	Coupe MT w/o ABS	D	CV2213		CV1722	BK DX190	BK DX772
	2.0L	Coupe MT w/o ABS	P	CV2208		CV1733	BK DX191	BK DX768
1998	2.4L	Convertible w/ ABS	D	CV2275			BK DX422	BK DX778
	2.4L	Convertible w/ ABS	P	CV2276			BK DX422	BK DX778
1998-96	2.4L	Convertible w/o ABS	D	CV2249			BK DX422	BK DX778
	2.4L	Convertible w/o ABS	P	CV2250			BK DX422	BK DX778
1997-96	2.4L	Convertible w/ ABS	D	CV2251			BK DX422	BK DX778
	2.4L	Convertible w/ ABS	P	CV2252			BK DX422	BK DX778
	2.5L	Convertible w/ ABS	D	CV2251			BK DX422	BK DX778
	2.5L	Convertible w/ ABS	P	CV2252			BK DX422	BK DX778
TOWN & COUNTRY								
2002-96	3.3L	FWD w/ ABS	D	CV2218		CV2514BX	BK DX523AB	BK DX778
	3.3L	FWD w/ ABS	P	CV2219		CV2514BX	BK DX523AB	BK DX778

CHRYSLER (cont.)

Year Année Ano	Engine	Application Applicacion	Side Coté Lado	Reman CV Shaft Cardan réusiné Cardanica resinada	CV Shaft w/New Outer Joint Cardan avec Joint Ext. Neuf	Reman Outer Joint & Boot Joint Ext. réusiné & Soufflet	Outer Boot Kit Ensemble Soufflet Extérieur Juegos de bota exterior	Inner Boot Kit Ensemble Soufflet Intérieur Juegos de bota Interior
CHRYSLER (Cont'd)								
TOWN & COUNTRY (Cont'd)								
2002-96	3.3L	FWD w/o ABS	D	CV2221		CV2514B	BK DX523AB	BK DX778
	3.3L	FWD w/o ABS	P	CV2220		CV2514B	BK DX523AB	BK DX778
	3.3L, 3.8L	AWD Front Shafts	D	CV2218		CV2514BX	BK DX523AB	BK DX778
	3.3L, 3.8L	AWD Front Shafts	P	CV2217		CV2514BX	BK DX523AB	BK DX221
	3.3L, 3.8L	AWD Rear Shafts	D	CV2265			BK DX243	BK DX243
	3.3L, 3.8L	AWD Rear Shafts	P	CV2265			BK DX243	BK DX243
	3.8L	FWD w/ ABS	D	CV2218		CV2514BX	BK DX523AB	BK DX778
	3.8L	FWD w/ ABS	P	CV2219		CV2514BX	BK DX523AB	BK DX778
	3.8L	FWD w/o ABS	D	CV2221		CV2514B	BK DX523AB	BK DX778
	3.8L	FWD w/o ABS	P	CV2220		CV2514B	BK DX523AB	BK DX778
1995-94	3.8L	Front Shafts AWD w/ ABS	D	CV2103		CV2514AX	BK DX523AB	BK DX404
	3.8L	Front Shafts AWD w/ ABS	P	CV2106		CV2514AX	BK DX523AB	BK DX221
	3.8L	Front Shafts AWD w/o ABS	D	CV2042		CV2514A	BK DX523AB	BK DX404
	3.8L	Front Shafts AWD w/o ABS	P	CV2105		CV2514A	BK DX523AB	BK DX221
	3.8L	FWD w/ ABS	D	CV2103		CV2514AX	BK DX523AB	BK DX404
	3.8L	FWD w/ ABS	P	CV2101		CV2514AX	BK DX523AB	BK DX404
	3.8L	FWD w/o ABS	D	CV2042		CV2514A	BK DX523AB	BK DX404
	3.8L	FWD w/o ABS	P	CV2043		CV2514A	BK DX523AB	BK DX404
	3.8L	Rear Shafts AWD w/ ABS	D	CV2100			BK DX243	BK DX243
	3.8L	Rear Shafts AWD w/ ABS	P	CV2100			BK DX243	BK DX243
	3.8L	Rear Shafts AWD w/o ABS	D	CV2096			BK DX243	BK DX243
	3.8L	Rear Shafts AWD w/o ABS	P	CV2096			BK DX243	BK DX243
	1993-92	3.3L	FWD w/ ABS	D	CV2103		CV2514AX	BK DX523AB
3.3L		FWD w/ ABS	P	CV2101		CV2514AX	BK DX523AB	BK DX404
3.3L		FWD w/o ABS	D	CV2042		CV2514A	BK DX523AB	BK DX404
3.3L		FWD w/o ABS	P	CV2043		CV2514A	BK DX523AB	BK DX404
1993-91	3.3L	Front Shafts AWD w/ ABS	D	CV2103		CV2514AX	BK DX523AB	BK DX404
	3.3L	Front Shafts AWD w/ ABS	P	CV2106		CV2514AX	BK DX523AB	BK DX221
	3.3L	Front Shafts AWD w/o ABS	D	CV2042		CV2514A	BK DX523AB	BK DX404
	3.3L	Front Shafts AWD w/o ABS	P	CV2105		CV2514A	BK DX523AB	BK DX221
	3.3L	Rear Shafts AWD w/ ABS	D	CV2100			BK DX243	BK DX243
	3.3L	Rear Shafts AWD w/ ABS	P	CV2100			BK DX243	BK DX243
	3.3L	Rear Shafts AWD w/o ABS	D	CV2096			BK DX243	BK DX243
	3.3L	Rear Shafts AWD w/o ABS	P	CV2096			BK DX243	BK DX243
1991	3.3L	Front Shafts FWD w/ ABS	D	CV2103		CV2514AX	BK DX523AB	BK DX220
	3.3L	Front Shafts FWD w/ ABS	P	CV2103		CV2514AX	BK DX523AB	BK DX220
	3.3L	Front Shafts FWD w/o ABS	D	CV2042		CV2514A	BK DX523AB	BK DX220
	3.3L	Front Shafts FWD w/o ABS	P	CV2042		CV2514A	BK DX523AB	BK DX220
1990	3.3L		D	CV2042		CV2514	BK DX219	BK DX220
	3.3L		P	CV2042		CV2514	BK DX219	BK DX220
1988-87	2.2L	Station wagon	D	CV2063				
	2.2L	Station wagon	P	CV2064				
	2.5L	Station wagon	D	CV2063				
	2.5L	Station wagon	P	CV2064				
1986	2.5L	Station wagon	D	CV2028				
	2.5L	Station wagon	P	CV2027				
1986-84	2.2L	Station wagon	D	CV2028				
	2.2L	Station wagon	P	CV2027				
1985-84	2.6L	Station wagon	D	CV2028				
	2.6L	Station wagon	P	CV2027				

CHRYSLER (cont.)

Year Année Ano	Engine	Application Aplicacion	Side Coté Lado	Reman CV Shaft Cardan réusiné Cardanica resinada	CV Shaft w/New Outer Joint Cardan avec Joint Ext. Neuf	Reman Outer Joint & Boot Joint Ext. réusiné & Soufflet	Outer Boot Kit Ensemble Soufflet Extérieur Juegos de bota exterior	Inner Boot Kit Ensemble Soufflet Intérieur Juegos de bota Interior
CHRYSLER (Cont'd)								
TOWN & COUNTRY (Cont'd)								
1983-82	2.2L	Station wagon	D	CV2022				
	2.2L	Station wagon	P	CV2021				
	2.6L	Station wagon	D	CV2022				
	2.6L	Station wagon	P	CV2021				
VOYAGER								
2002-00	2.4L	AWD Rear Shafts	D	CV2265	CVX2265		BK DX243	BK DX243
	2.4L	AWD Rear Shafts	P	CV2265	CVX2265		BK DX243	BK DX243
	2.4L	FWD w/ ABS	D	CV2218		CV2514BX	BK DX523AB	BK DX778
	2.4L	FWD w/ ABS	P	CV2219		CV2514BX	BK DX523AB	BK DX778
	2.4L	FWD w/o ABS	D	CV2221		CV2514B	BK DX523AB	BK DX778
	2.4L	FWD w/o ABS	P	CV2220		CV2514B	BK DX523AB	BK DX778
	3.3L	AWD Front Shafts	D	CV2218		CV2514BX	BK DX523AB	BK DX778
	3.3L	AWD Front Shafts	P	CV2217		CV2514BX	BK DX523AB	BK DX221
	3.3L	AWD Rear Shafts	D	CV2265	CVX2265		BK DX243	BK DX243
	3.3L	AWD Rear Shafts	P	CV2265	CVX2265		BK DX243	BK DX243
	3.3L	FWD w/ ABS	D	CV2218		CV2514BX	BK DX523AB	BK DX778
	3.3L	FWD w/ ABS	P	CV2219		CV2514BX	BK DX523AB	BK DX778
	3.3L	FWD w/o ABS	D	CV2221		CV2514B	BK DX523AB	BK DX778
	3.3L	FWD w/o ABS	P	CV2220		CV2514B	BK DX523AB	BK DX778
2000	3.0L	AWD Front Shafts	D	CV2218		CV2514BX	BK DX523AB	BK DX778
	3.0L	AWD Front Shafts	P	CV2217		CV2514BX	BK DX523AB	BK DX221
	3.0L	AWD Rear Shafts	D	CV2265	CVX2265		BK DX243	BK DX243
	3.0L	AWD Rear Shafts	P	CV2265	CVX2265		BK DX243	BK DX243
	3.0L	FWD w/ ABS	D	CV2218		CV2514BX	BK DX523AB	BK DX778
	3.0L	FWD w/ ABS	P	CV2219		CV2514BX	BK DX523AB	BK DX778
	3.0L	FWD w/o ABS	D	CV2221		CV2514B	BK DX523AB	BK DX778
	3.0L	FWD w/o ABS	P	CV2220		CV2514B	BK DX523AB	BK DX778
DAEWOO								
LANOS								
2002-99	1.6L	AT w/ ABS	D	CV9602				
	1.6L	AT w/ ABS	P	CV9603				
	1.6L	AT w/o ABS	D	CV9600				
	1.6L	AT w/o ABS	P	CV9601				
	1.6L	MT w/ ABS	D	CV9606				
	1.6L	MT w/ ABS	P	CV9607				
	1.6L	MT w/o ABS	D	CV9604				
	1.6L	MT w/o ABS	P	CV9605				
LEGANZA								
2002-99	2.2L	AT w/ ABS	D	CV9610				
	2.2L	AT w/ ABS	P	CV9611				
	2.2L	AT w/o ABS	D	CV9608				
	2.2L	AT w/o ABS	P	CV9609				
	2.2L	MT w/ ABS	D	CV9614				
	2.2L	MT w/ ABS	P	CV9615				
	2.2L	MT w/o ABS	D	CV9612				
	2.2L	MT w/o ABS	P	CV9613				
NUBIRA								
2002	2.0L	AT Daewoo Transmission w/ ABS	D	CV9629				
	2.0L	AT Daewoo Transmission w/ ABS	P	CV9630				

DAEWOO (cont.)

Year Année Ano	Engine	Application Applicacion	Side Coté Lado	Reman CV Shaft Cardan réusiné Cardanica resinada	CV Shaft w/New Outer Joint Cardan avec Joint Ext. Neuf	Reman Outer Joint & Boot Joint Ext. réusiné & Soufflet	Outer Boot Kit Ensemble Soufflet Extérieur Juegos de bota exterior	Inner Boot Kit Ensemble Soufflet Intérieur Juegos de bota Interior
----------------------	--------	----------------------------	----------------------	---	---	---	---	---

DAEWOO (Cont'd)

NUBIRA (Cont'd)

2002	2.0L	AT Daewoo Transmission w/o ABS	D	CV9627				
	2.0L	AT Daewoo Transmission w/o ABS	P	CV9628				
	2.0L	AT GM Transmission w/ ABS	D	CV9617				
	2.0L	AT GM Transmission w/ ABS	P	CV9617				
	2.0L	AT GM Transmission w/o ABS	D	CV9616				
	2.0L	AT GM Transmission w/o ABS	P	CV9616				
2002-00	2.0L	MT w/ ABS	D	CV9624				
	2.0L	MT w/ ABS	P	CV9625				
	2.0L	MT w/o ABS	D	CV9622				
	2.0L	MT w/o ABS	P	CV9623				
2001-99	2.0L	AT w/ ABS	D	CV9617				
	2.0L	AT w/ ABS	P	CV9617				
	2.0L	AT w/o ABS	D	CV9616				
	2.0L	AT w/o ABS	P	CV9616				
1999	2.0L	MT w/ ABS	D	CV9620				
	2.0L	MT w/ ABS	P	CV9621				
	2.0L	MT w/o ABS	D	CV9618				
	2.0L	MT w/o ABS	P	CV9619				

DAIHATSU

CHARADE

1992-89	1.0L		D	CV2226		CV2535	BK DX309	BK DX759
	1.0L		P	CV2227		CV2535	BK DX309	BK DX759
	1.3L	AT	D	CV2228		CV2536	BK DX380	BK DX767
	1.3L	AT	P	CV2229		CV2536	BK DX380	BK DX767
	1.3L	MT	D	CV2230				
	1.3L	MT	P	CV2231				
1988	1.0L		D	CV2232		CV2535	BK DX309	BK DX759
	1.0L		P	CV2233		CV2535	BK DX309	BK DX759

ROCKY

1992-90	1.6L		D	CV2234				
	1.6L		P	CV2235				

DODGE

2000 GTX

1990-89	2.0L	AWD	D	CV2109			BK DX307	BK DX768
	2.0L	AWD	P	CV2094			BK DX307	BK DX768
	2.0L	FWD DOHC	D	CV2093			BK DX308	BK DX772
	2.0L	FWD DOHC	P	CV2094			BK DX308	BK DX772
	2.0L	FWD SOHC	D	CV2093			BK DX307	BK DX218
	2.0L	FWD SOHC	P	CV2094			BK DX307	BK DX218

400

1983	2.2L, 2.6L	From 5/21/83 w/Citroen Design	D	CV2022		CV2508	BK DX212	BK DX214
	2.2L, 2.6L	From 5/21/83 w/Citroen Design	P	CV2021		CV2508	BK DX212	BK DX213
	2.2L, 2.6L	From 5/21/83 w/GKN Design	D	CV2022		CV2505	BK DX201	BK DX203
	2.2L, 2.6L	From 5/21/83 w/GKN Design	P	CV2021		CV2505	BK DX201	BK DX202
1983-82	2.2L, 2.6L	To 5/20/83 w/Citroen Design	D	CV2022		CV2508	BK DX212	BK DX214
	2.2L, 2.6L	To 5/20/83 w/Citroen Design	P	CV2021		CV2508	BK DX212	BK DX213
	2.2L, 2.6L	To 5/20/83 w/GKN Design	D	CV2022		CV2504	BK DX104	BK DX207
	2.2L, 2.6L	To 5/20/83 w/GKN Design	P	CV2021		CV2504	BK DX104	BK DX206

DODGE (cont.)

Year Année Ano	Engine	Application Aplicacion	Side Coté Lado	Reman CV Shaft Cardan réusiné Cardanica resinada	CV Shaft w/New Outer Joint Cardan avec Joint Ext. Neuf	Reman Outer Joint & Boot Joint Ext. réusiné & Soufflet	Outer Boot Kit Ensemble Soufflet Extérieur Juegos de bota exterior	Inner Boot Kit Ensemble Soufflet Intérieur Juegos de bota Interior
DODGE (Cont'd)								
400								
1982	2.2L, 2.6L	Early w/retaining snap ring into the transmission w/Citroen Design	D	CV2016		CV2508	BK DX212	BK DX214
	2.2L, 2.6L	Early w/retaining snap ring into the transmission w/Citroen Design	P	CV2015		CV2508	BK DX212	BK DX213
	2.2L, 2.6L	Early w/retaining snap ring into the transmission w/GKN Design	D	CV2016		CV2504	BK DX104	BK DX207
	2.2L, 2.6L	Early w/retaining snap ring into the transmission w/GKN Design	P	CV2015		CV2504	BK DX104	BK DX206
	2.2L, 2.6L	Late w/o retaining snap ring into the transmission w/Citroen Design	D	CV2022		CV2508	BK DX212	BK DX214
	2.2L, 2.6L	Late w/o retaining snap ring into the transmission w/Citroen Design	P	CV2021		CV2508	BK DX212	BK DX213
	2.2L, 2.6L	Late w/o retaining snap ring into the transmission w/GKN Design	D	CV2022		CV2504	BK DX104	BK DX207
	2.2L, 2.6L	Late w/o retaining snap ring into the transmission w/GKN Design	P	CV2021		CV2504	BK DX104	BK DX206
600								
1988	2.5L	GKN Design w/Closed Tulip Design	D	CV2063		CV2514	BK DX219	BK DX221
	2.5L	GKN Design w/Closed Tulip Design	P	CV2064		CV2514	BK DX219	BK DX221
	2.5L	GKN Design w/o Closed Tulip Design	D	CV2063		CV2514	BK DX219	BK DX220
	2.5L	GKN Design w/o Closed Tulip Design	P	CV2064		CV2514	BK DX219	BK DX220
1988-87	2.2L	Turbo w/GKN Design	D	CV2063		CV2514	BK DX219	BK DX220
	2.2L	Turbo w/GKN Design	P	CV2065		CV2514	BK DX219	BK DX220
	2.2L	Turbo w/Saginaw Design	D	CV2063		CV2513	BK DX523	BK DX522
	2.2L	Turbo w/Saginaw Design	P	CV2065		CV2513	BK DX523	BK DX522
	2.2L	w/o Turbo w/ACI Design	D	CV2061		CV2507	BK DX209	BK DX210
	2.2L	w/o Turbo w/ACI Design	P	CV2062		CV2507	BK DX209	BK DX210
	2.2L	w/o Turbo w/Saginaw Design	D	CV2061		CV2513	BK DX523	BK DX522
	2.2L	w/o Turbo w/Saginaw Design	P	CV2062		CV2513	BK DX523	BK DX522
	2.5L	Saginaw Design	D	CV2063		CV2513	BK DX523	BK DX522
	2.5L	Saginaw Design	P	CV2064		CV2513	BK DX523	BK DX522
1987	2.2L	Turbo w/Citroen Design	D	CV2063		CV2509	BK DX212	BK DX214
	2.2L	Turbo w/Citroen Design	P	CV2065		CV2509	BK DX212	BK DX214
	2.5L	82mm dia Tulip GKN Design	D	CV2063		CV2511	BK DX104	BK DX207
	2.5L	82mm dia Tulip GKN Design	P	CV2064		CV2511	BK DX104	BK DX206
	2.5L	90mm dia Tulip GKN Design	D	CV2063		CV2514	BK DX219	BK DX220
	2.5L	90mm dia Tulip GKN Design	P	CV2064		CV2514	BK DX219	BK DX220
1986	2.2L, 2.5L	Saginaw Design	D	CV2028		CV2513	BK DX523	BK DX522
	2.2L, 2.5L	Saginaw Design	P	CV2027		CV2513	BK DX523	BK DX522
	2.5L	Citroen Design	D	CV2028		CV2509	BK DX212	BK DX214
	2.5L	Citroen Design	P	CV2027		CV2509	BK DX212	BK DX213
	2.5L	GKN Design	D	CV2028		CV2511	BK DX104	BK DX207
	2.5L	GKN Design	P	CV2027		CV2511	BK DX104	BK DX206
1986-84	2.2L	Turbo w/Citroen Design	D	CV2028		CV2509	BK DX212	BK DX214
	2.2L	Turbo w/Citroen Design	P	CV2028		CV2509	BK DX212	BK DX214
	2.2L	w/o Turbo w/ACI Design	D	CV2028		CV2507	BK DX209	BK DX210
	2.2L	w/o Turbo w/ACI Design	P	CV2027		CV2507	BK DX209	BK DX210
	2.2L	w/o Turbo w/Citroen Design	D	CV2028		CV2509	BK DX212	BK DX214
	2.2L	w/o Turbo w/Citroen Design	P	CV2027		CV2509	BK DX212	BK DX213
	2.2L	w/o Turbo w/GKN Design	D	CV2028		CV2506	BK DX201	BK DX203
	2.2L	w/o Turbo w/GKN Design	P	CV2027		CV2506	BK DX201	BK DX202
1985	2.6L	GKN Design	D	CV2028		CV2511	BK DX104	BK DX207

DODGE (cont.)

Year Année Ano	Engine	Application Aplicacion	Side Coté Lado	Reman CV Shaft Cardan réusiné Cardanica resinada	CV Shaft w/New Outer Joint Cardan avec Joint Ext. Neuf	Reman Outer Joint & Boot Joint Ext. réusiné & Soufflet	Outer Boot Kit Ensemble Soufflet Extérieur Juegos de bota exterior	Inner Boot Kit Ensemble Soufflet Intérieur Juegos de bota Interior
DODGE (Cont'd)								
600 (Cont'd)								
1985	2.6L	GKN Design	P	CV2027		CV2511	BK DX104	BK DX206
1985-84	2.6L	Citroen Design	D	CV2028		CV2509	BK DX212	BK DX214
	2.6L	Citroen Design	P	CV2027		CV2509	BK DX212	BK DX213
1983	2.2L, 2.6L		D	CV2022				
	2.2L, 2.6L		P	CV2021				
ARIES								
1989-88	2.5L	GKN Closed Tulip Design	D	CV2063		CV2514	BK DX219	BK DX221
	2.5L	GKN Closed Tulip Design	P	CV2064		CV2514	BK DX219	BK DX221
1989-87	2.2L	ACI Design	D	CV2061		CV2507	BK DX209	BK DX210
	2.2L	ACI Design	P	CV2062		CV2507	BK DX209	BK DX210
	2.2L	Saginaw Design	D	CV2061		CV2513	BK DX523	BK DX522
	2.2L	Saginaw Design	P	CV2062		CV2513	BK DX523	BK DX522
	2.5L	90mm dia Tulip GKN Design	D	CV2063		CV2514	BK DX219	BK DX220
	2.5L	90mm dia Tulip GKN Design	P	CV2064		CV2514	BK DX219	BK DX220
	2.5L	Saginaw Design	D	CV2063		CV2513	BK DX523	BK DX522
	2.5L	Saginaw Design	P	CV2064		CV2513	BK DX523	BK DX522
1987	2.5L	82mm dia Tulip GKN Design	D	CV2063		CV2511	BK DX104	BK DX207
	2.5L	82mm dia Tulip GKN Design	P	CV2064		CV2511	BK DX104	BK DX206
1986	2.2L	w/o Turbo w/ACI Design	D	CV2028		CV2507	BK DX209	BK DX210
	2.2L	w/o Turbo w/ACI Design	P	CV2027		CV2507	BK DX201	BK DX210
	2.5L	Citroen Design	D	CV2028		CV2509	BK DX212	BK DX214
	2.5L	Citroen Design	P	CV2027		CV2509	BK DX212	BK DX213
	2.5L	GKN Design	D	CV2028		CV2511	BK DX104	BK DX207
	2.5L	GKN Design	P	CV2027		CV2511	BK DX104	BK DX206
1986-84	2.2L	w/o Turbo w/Citroen Design	D	CV2028		CV2509	BK DX212	BK DX214
	2.2L	w/o Turbo w/Citroen Design	P	CV2027		CV2509	BK DX212	BK DX213
	2.2L	w/o Turbo w/GKN Design	D	CV2028		CV2506	BK DX201	BK DX203
	2.2L	w/o Turbo w/GKN Design	P	CV2027		CV2506	BK DX201	BK DX202
	2.2L	w/o Turbo w/Saginaw Design	D	CV2028		CV2513	BK DX523	BK DX522
	2.2L	w/o Turbo w/Saginaw Design	P	CV2027		CV2513	BK DX523	BK DX522
1985-84	2.2L	w/o Turbo w/ACI Design	D	CV2028		CV2507	BK DX209	BK DX210
	2.2L	w/o Turbo w/ACI Design	P	CV2027		CV2507	BK DX209	BK DX210
	2.6L	Citroen Design	D	CV2028		CV2509	BK DX212	BK DX214
	2.6L	Citroen Design	P	CV2027		CV2509	BK DX212	BK DX213
	2.6L	GKN Design	D	CV2028		CV2511	BK DX104	BK DX207
	2.6L	GKN Design	P	CV2027		CV2511	BK DX104	BK DX206
1983	2.2L	From 5/21/83 w/Citroen Design	D	CV2022		CV2508	BK DX212	BK DX214
	2.2L	From 5/21/83 w/Citroen Design	P	CV2021		CV2508	BK DX212	BK DX213
	2.2L	From 5/21/83 w/GKN Design	D	CV2022		CV2505	BK DX201	BK DX203
	2.2L	From 5/21/83 w/GKN Design	P	CV2021		CV2505	BK DX201	BK DX202
	2.2L	To 5/20/83 w/Citroen Design	D	CV2022		CV2508	BK DX212	BK DX214
	2.2L	To 5/20/83 w/Citroen Design	P	CV2021		CV2508	BK DX212	BK DX213
	2.2L	To 5/20/83 w/GKN Design	D	CV2022		CV2504	BK DX104	BK DX207
	2.2L	To 5/20/83 w/GKN Design	P	CV2021		CV2504	BK DX104	BK DX206
	2.6L	Citroen Design	D	CV2022		CV2508	BK DX212	BK DX214
	2.6L	Citroen Design	P	CV2021		CV2508	BK DX212	BK DX213
1982	2.2L, 2.6L	Early w/ retaining snap ring into the transmission w/Citroen Design	D	CV2016		CV2508	BK DX212	BK DX214

DODGE (cont.)

Year Année Ano	Engine	Application Aplicacion	Side Coté Lado	Reman CV Shaft Cardan réusiné Cardanica resinada	CV Shaft w/New Outer Joint Cardan avec Joint Ext. Neuf	Reman Outer Joint & Boot Joint Ext. réusiné & Soufflet	Outer Boot Kit Ensemble Soufflet Extérieur Juegos de bota exterior	Inner Boot Kit Ensemble Soufflet Intérieur Juegos de bota Interior
DODGE (Cont'd)								
ARIES (Cont'd)								
1982	2.2L, 2.6L	Early w/ retaining snap ring into the transmission w/Citroen Design	P	CV2015		CV2508	BK DX212	BK DX213
	2.2L, 2.6L	Early w/ retaining snap ring into the transmission w/GKN Design	D	CV2016		CV2504	BK DX104	BK DX207
	2.2L, 2.6L	Early w/ retaining snap ring into the transmission w/GKN Design	P	CV2015		CV2504	BK DX104	BK DX206
	2.2L, 2.6L	Late w/o retaining snap ring into the transmission w/Citroen Design	D	CV2022		CV2508	BK DX212	BK DX214
	2.2L, 2.6L	Late w/o retaining snap ring into the transmission w/Citroen Design	P	CV2021		CV2508	BK DX212	BK DX213
	2.2L, 2.6L	Late w/o retaining snap ring into the transmission w/GKN Design	D	CV2022		CV2504	BK DX104	BK DX207
	2.2L, 2.6L	Late w/o retaining snap ring into the transmission w/GKN Design	P	CV2021		CV2504	BK DX104	BK DX206
1981	2.2L	Citroen Design	D	CV2016		CV2508	BK DX212	BK DX214
	2.2L	Citroen Design	P	CV2015		CV2508	BK DX212	BK DX213
	2.2L	GKN Design	D	CV2016		CV2504	BK DX104	BK DX207
	2.2L	GKN Design	P	CV2015		CV2504	BK DX104	BK DX206
	2.6L	Citroen Design	D	CV2016		CV2508	BK DX212	BK DX214
	2.6L	Citroen Design	P	CV2015		CV2508	BK DX212	BK DX213
	2.6L	GKN Design	D	CV2016		CV2504	BK DX104	BK DX207
	2.6L	GKN Design	P	CV2015		CV2504	BK DX104	BK DX206
AVENGER								
2000-95	2.5L	w/ ABS	D	CV2215		CV1722X	BK DX190	BK DX772
	2.5L	w/ ABS	P	CV2216		CV1722X	BK DX190	BK DX772
	2.5L	w/o ABS	D	CV2213		CV1722	BK DX190	BK DX772
	2.5L	w/o ABS	P	CV2214		CV1722	BK DX190	BK DX772
1999-95	2.0L	AT w/ ABS	D	CV2215		CV1733X	BK DX191	BK DX768
	2.0L	AT w/ ABS	P	CV2210		CV1733X	BK DX191	BK DX768
	2.0L	AT w/o ABS	D	CV2213		CV1733	BK DX191	BK DX768
	2.0L	AT w/o ABS	P	CV2208		CV1733	BK DX191	BK DX768
	2.0L	MT w/ ABS	D	CV2215		CV1722X	BK DX190	BK DX772
	2.0L	MT w/ ABS	P	CV2210		CV1733X	BK DX191	BK DX768
	2.0L	MT w/o ABS	D	CV2213		CV1722	BK DX190	BK DX772
	2.0L	MT w/o ABS	P	CV2208		CV1733	BK DX191	BK DX768
CARAVAN								
2002-96	2.4L	AWD Front Shafts	D	CV2218		CV2514BX	BK DX523AB	BK DX778
	2.4L	AWD Front Shafts	P	CV2217		CV2514BX	BK DX523AB	BK DX221
	2.4L	AWD Rear Shafts	D	CV2265	CVX2265		BK DX243	BK DX243
	2.4L	AWD Rear Shafts	P	CV2265	CVX2265		BK DX243	BK DX243
	2.4L	FWD w/ ABS	D	CV2218		CV2514BX	BK DX523AB	BK DX778
	2.4L	FWD w/ ABS	P	CV2219		CV2514BX	BK DX523AB	BK DX778
	2.4L	FWD w/o ABS	D	CV2221		CV2514B	BK DX523AB	BK DX778
	2.4L	FWD w/o ABS	P	CV2220		CV2514B	BK DX523AB	BK DX778
	3.3L	AWD Front Shafts	D	CV2218		CV2514BX	BK DX523AB	BK DX778
	3.3L	AWD Front Shafts	P	CV2217		CV2514BX	BK DX523AB	BK DX221
	3.3L	AWD Rear Shafts	D	CV2265	CVX2265		BK DX243	BK DX243
	3.3L	AWD Rear Shafts	P	CV2265	CVX2265		BK DX243	BK DX243
	3.3L	FWD w/ ABS	D	CV2218		CV2514BX	BK DX523AB	BK DX778
	3.3L	FWD w/ ABS	P	CV2219		CV2514BX	BK DX523AB	BK DX778
	3.3L	FWD w/o ABS	D	CV2221		CV2514B	BK DX523AB	BK DX778

DODGE (cont.)

Year Année Ano	Engine	Application Applicacion	Side Coté Lado	Reman CV Shaft Cardan réusiné Cardanica resinada	CV Shaft w/New Outer Joint Cardan avec Joint Ext. Neuf	Reman Outer Joint & Boot Joint Ext. réusiné & Soufflet	Outer Boot Kit Ensemble Soufflet Extérieur Juegos de bota exterior	Inner Boot Kit Ensemble Soufflet Intérieur Juegos de bota Interior	
DODGE (Cont'd)									
CARAVAN (Cont'd)									
2002-96	3.3L	FWD w/o ABS	P	CV2220		CV2514B	BK DX523AB	BK DX778	
2000-96	3.0L	AWD Front Shafts	D	CV2218		CV2514BX	BK DX523AB	BK DX778	
	3.0L	AWD Front Shafts	P	CV2217		CV2514BX	BK DX523AB	BK DX221	
	3.0L	AWD Rear Shafts	D	CV2265	CVX2265		BK DX243	BK DX243	
	3.0L	AWD Rear Shafts	P	CV2265	CVX2265		BK DX243	BK DX243	
	3.0L	FWD w/ ABS	D	CV2218		CV2514BX	BK DX523AB	BK DX778	
	3.0L	FWD w/ ABS	P	CV2219		CV2514BX	BK DX523AB	BK DX778	
	3.0L	FWD w/o ABS	D	CV2221		CV2514B	BK DX523AB	BK DX778	
	3.0L	FWD w/o ABS	P	CV2220		CV2514B	BK DX523AB	BK DX778	
1999-96	3.8L	AWD Front Shafts	D	CV2218		CV2514BX	BK DX523AB	BK DX778	
	3.8L	AWD Front Shafts	P	CV2217		CV2514BX	BK DX523AB	BK DX221	
	3.8L	AWD Rear Shafts	D	CV2265	CVX2265		BK DX243	BK DX243	
	3.8L	AWD Rear Shafts	P	CV2265	CVX2265		BK DX243	BK DX243	
	3.8L	FWD w/ ABS	D	CV2218		CV2514BX	BK DX523AB	BK DX778	
	3.8L	FWD w/ ABS	P	CV2219		CV2514BX	BK DX523AB	BK DX778	
	3.8L	FWD w/o ABS	D	CV2221		CV2514B	BK DX523AB	BK DX778	
	3.8L	FWD w/o ABS	P	CV2220		CV2514B	BK DX523AB	BK DX778	
1995-92	2.5L	AT w/ACI Design	D	CV2042	CVX2042	CV2523	BK DX245	BK DX404	
	2.5L	AT w/ACI Design	P	CV2043	CVX2043	CV2523	BK DX245	BK DX404	
	2.5L	AT w/GKN Design	D	CV2042	CVX2042	CV2514A	BK DX523AB	BK DX404	
	2.5L	AT w/GKN Design	P	CV2043	CVX2043	CV2514A	BK DX523AB	BK DX404	
	2.5L	MT w/GKN Design	D	CV2042	CVX2042	CV2514A	BK DX523AB	BK DX404	
	2.5L	MT w/GKN Design	P	CV2043	CVX2043	CV2514A	BK DX523AB	BK DX404	
	3.0L	w/ ABS	D	CV2103	CVX2103	CV2514AX	BK DX523AB	BK DX404	
	3.0L	w/ ABS	P	CV2101	CVX2101	CV2514AX	BK DX523AB	BK DX404	
	3.0L	w/o ABS	D	CV2042	CVX2042	CV2514A	BK DX523AB	BK DX404	
	3.0L	w/o ABS	P	CV2043	CVX2043	CV2514A	BK DX523AB	BK DX404	
	3.3L	FWD w/ ABS	D	CV2103	CVX2103	CV2514AX	BK DX523AB	BK DX404	
	3.3L	FWD w/ ABS	P	CV2101	CVX2101	CV2514AX	BK DX523AB	BK DX404	
	3.3L	FWD w/o ABS	D	CV2042	CVX2042	CV2514A	BK DX523AB	BK DX404	
	3.3L	FWD w/o ABS	P	CV2043	CVX2043	CV2514A	BK DX523AB	BK DX404	
	1995-91	3.3L	AWD Front Shafts w/ ABS	D	CV2103	CVX2103	CV2514AX	BK DX523AB	BK DX404
		3.3L	AWD Front Shafts w/ ABS	P	CV2106		CV2514AX	BK DX523AB	BK DX221
3.3L		AWD Front Shafts w/o ABS	D	CV2042	CVX2042	CV2514A	BK DX523AB	BK DX404	
3.3L		AWD Front Shafts w/o ABS	P	CV2105		CV2514A	BK DX523AB	BK DX221	
3.3L		AWD Rear Shafts w/ ABS	D	CV2100	CVX2100		BK DX243	BK DX243	
3.3L		AWD Rear Shafts w/ ABS	P	CV2100	CVX2100		BK DX243	BK DX243	
3.3L		AWD Rear Shafts w/o ABS	D	CV2096	CVX2096		BK DX243	BK DX243	
3.3L		AWD Rear Shafts w/o ABS	P	CV2096	CVX2096		BK DX243	BK DX243	
1991	2.5L		D	CV2042	CVX2042	CV2514A	BK DX523AB	BK DX220	
	2.5L		P	CV2043	CVX2043	CV2514A	BK DX523AB	BK DX220	
	3.0L		D	CV2042	CVX2042	CV2514A	BK DX523AB	BK DX220	
	3.0L		P	CV2043	CVX2043	CV2514A	BK DX523AB	BK DX220	
	3.3L	FWD Front w/ ABS	D	CV2103	CVX2103	CV2514AX	BK DX523AB	BK DX220	
	3.3L	FWD Front w/ ABS	P	CV2103	CVX2103	CV2514AX	BK DX523AB	BK DX220	
	3.3L	FWD Front w/o ABS	D	CV2042	CVX2042	CV2514A	BK DX523AB	BK DX220	
	3.3L	FWD Front w/o ABS	P	CV2042	CVX2042	CV2514A	BK DX523AB	BK DX220	
1990	3.3L		D	CV2042	CVX2042	CV2514	BK DX219	BK DX220	
	3.3L		P	CV2042	CVX2042	CV2514	BK DX219	BK DX220	
1990-89	2.5L	AT Turbo	D	CV2042	CVX2042	CV2514	BK DX219	BK DX220	

DODGE (cont.)

Year Année Ano	Engine	Application Applicacion	Side Coté Lado	Reman CV Shaft Cardan réusiné Cardanica resinada	CV Shaft w/New Outer Joint Cardan avec Joint Ext. Neuf	Reman Outer Joint & Boot Joint Ext. réusiné & Soufflet	Outer Boot Kit Ensemble Soufflet Extérieur Juegos de bota exterior	Inner Boot Kit Ensemble Soufflet Intérieur Juegos de bota Interior
DODGE (Cont'd)								
CARAVAN (Cont'd)								
1990-89	2.5L	AT Turbo	P	CV2043	CVX2043	CV2514	BK DX219	BK DX220
	2.5L	MT Turbo	D	CV2042	CVX2042	CV2514	BK DX219	BK DX220
	2.5L	MT Turbo	P	CV2042	CVX2042	CV2514	BK DX219	BK DX220
1990-88	2.5L	w/o Turbo	D	CV2042	CVX2042	CV2514	BK DX219	BK DX220
	2.5L	w/o Turbo	P	CV2043	CVX2043	CV2514	BK DX219	BK DX220
1990-87	3.0L	GKN Design	D	CV2042	CVX2042	CV2514	BK DX219	BK DX220
	3.0L	GKN Design	P	CV2043	CVX2043	CV2514	BK DX219	BK DX220
1987	2.2L, 2.5L, 2.6L	Citroen Design	D	CV2042	CVX2042	CV2509	BK DX212	BK DX214
	2.2L, 2.5L, 2.6L	Citroen Design	P	CV2043	CVX2043	CV2509	BK DX212	BK DX213
1986-84	2.2L		D	CV2030		CV2509	BK DX212	BK DX214
	2.2L		P	CV2031		CV2509	BK DX212	BK DX213
	2.6L		D	CV2030		CV2509	BK DX212	BK DX214
	2.6L		P	CV2031		CV2509	BK DX212	BK DX213
CHARGER								
1987	2.2L	AT w/GKN Design	D	CV2055		CV2505	BK DX201	BK DX203
	2.2L	AT w/GKN Design	P	CV2056		CV2505	BK DX201	BK DX202
	2.2L	MT w/GKN Design	D	CV2033		CV2505	BK DX201	BK DX203
	2.2L	MT w/GKN Design	P	CV2032		CV2505	BK DX201	BK DX202
1987-85	2.2L	Turbo w/Citroen Design	D	CV2033		CV2509	BK DX212	BK DX214
	2.2L	Turbo w/Citroen Design	P	CV2033		CV2509	BK DX212	BK DX214
1986-85	2.2L	High Performance w/Citroen Design	D	CV2033		CV2509	BK DX212	BK DX214
	2.2L	High Performance w/Citroen Design	P	CV2032		CV2509	BK DX212	BK DX213
1986-84	2.2L	w/o Turbo or High Performance	D	CV2033		CV2505	BK DX201	BK DX203
	2.2L	w/o Turbo or High Performance	P	CV2032		CV2505	BK DX201	BK DX202
1985-84	1.6L	w/o Turbo or High Performance	D	CV2033		CV2505	BK DX201	BK DX203
	1.6L	w/o Turbo or High Performance	P	CV2032		CV2505	BK DX201	BK DX202
1983	1.6L, 2.2L	From 5/21/83 w/o Turbo or High Performance	D	CV2033		CV2505	BK DX201	BK DX203
	1.6L, 2.2L	From 5/21/83 w/o Turbo or High Performance	P	CV2032		CV2505	BK DX201	BK DX202
	2.2L	To 5/20/83	D	CV2020		CV2504	BK DX104	BK DX207
	2.2L	To 5/20/83	P	CV2019		CV2504	BK DX104	BK DX206
COLT								
1994	2.4L	AWD Wagon	D	CV2267		CV1724	BK DX188	BK DX195
	2.4L	AWD Wagon	P	CV2144		CV1724	BK DX188	BK DX195
	2.4L	FWD Wagon	D	CV2135		CV1722	BK DX190	BK DX772
	2.4L	FWD Wagon	P	CV2266		CV1722	BK DX190	BK DX772
1994-93	1.5L		D	CV2127		CV2529	BK DX544AB	BK DX762
	1.5L		P	CV2128		CV2529	BK DX544AB	BK DX762
	1.8L	FWD Wagon	D	CV2139		CV1721	BK DX188	BK DX218
	1.8L	FWD Wagon	P	CV2134		CV1721	BK DX188	BK DX218
	1.8L	w/ ABS exc. Wagon	D	CV2131		CV2530X	BK DX365	BK DX762
	1.8L	w/ ABS exc. Wagon	P	CV2132		CV2530X	BK DX365	BK DX762
	1.8L	w/o ABS exc. Wagon	D	CV2129		CV2530	BK DX365	BK DX762
	1.8L	w/o ABS exc. Wagon	P	CV2130		CV2530	BK DX365	BK DX762
1994-92	1.8L	AWD Wagon	D	CV2145		CV1723	BK DX188	BK DX762
	1.8L	AWD Wagon	P	CV2142		CV1723	BK DX188	BK DX762
1993-92	2.4L	AWD Wagon	D	CV2143		CV1724	BK DX188	BK DX195
	2.4L	AWD Wagon	P	CV2144		CV1724	BK DX188	BK DX195
	2.4L	FWD Wagon AT	D	CV2135		CV1722	BK DX190	BK DX772

DODGE (cont.)

Year Année Ano	Engine	Application Applicacion	Side Coté Lado	Reman CV Shaft Cardan réusiné Cardanica resinada	CV Shaft w/New Outer Joint Cardan avec Joint Ext. Neuf	Reman Outer Joint & Boot Joint Ext. réusiné & Soufflet	Outer Boot Kit Ensemble Soufflet Extérieur Juegos de bota exterior	Inner Boot Kit Ensemble Soufflet Intérieur Juegos de bota Interior
DODGE (Cont'd)								
COLT (Cont'd)								
1993-92	2.4L	FWD Wagon AT	P	CV2136		CV1722	BK DX190	BK DX772
	2.4L	FWD Wagon MT	D	CV2137		CV1731	BK DX190AB	BK DX772
	2.4L	FWD Wagon MT	P	CV2138		CV1731	BK DX190AB	BK DX772
1992-89	1.5L	USA only	D	CV2089		CV2512	BK DX373A	BK DX762
	1.5L	USA only	P	CV2090		CV2512	BK DX373A	BK DX762
1990-89	1.8L	Front Shafts Wagon	D	CV2088		CV2510	BK DX373	BK DX215
	1.8L	Front Shafts Wagon	P	CV2099		CV2510	BK DX373	BK DX215
1989	1.6L	DOHC w/Turbo	D	CV2091			BK DX308	BK DX772
	1.6L	DOHC w/Turbo	P	CV2092			BK DX308	BK DX766
1988-87	1.5L	w/o Turbo	D	CV2075		CV2512	BK DX373A	BK DX762
	1.5L	w/o Turbo	P	CV2076		CV2512	BK DX373A	BK DX762
	1.6L	AT w/Turbo	D	CV2077		CV2515	BK DX217	BK DX768
	1.6L	AT w/Turbo	P	CV2083		CV2515	BK DX217	BK DX768
	1.6L	MT w/Turbo	D	CV2077		CV2515	BK DX217	BK DX768
	1.6L	MT w/Turbo	P	CV2083		CV2515	BK DX217	BK DX768
1986-85	1.5L	4 spd. w/o Turbo	D	CV2049		CV2512	BK DX373A	BK DX762
	1.5L	4 spd. w/o Turbo	P	CV2050		CV2512	BK DX373A	BK DX762
	1.5L	5 spd. w/o Turbo	D	CV2045		CV2512	BK DX373A	BK DX762
	1.5L	5 spd. w/o Turbo	P	CV2046		CV2512	BK DX373A	BK DX762
	1.5L	AT w/o Turbo	D	CV2045		CV2512	BK DX373A	BK DX762
	1.5L	AT w/o Turbo	P	CV2046		CV2512	BK DX373A	BK DX762
	1.6L	AT w/Turbo	D	CV2047		CV2515	BK DX217	BK DX218
	1.6L	AT w/Turbo	P	CV2048		CV2515	BK DX217	BK DX218
	1.6L	From 9/85 MT w/Turbo	D	CV2051		CV2515	BK DX217	BK DX218
	1.6L	From 9/85 MT w/Turbo	P	CV2079		CV2515	BK DX217	BK DX218
1985	1.6L	To 8/85 MT w/Turbo	D	CV2051		CV2515	BK DX217	BK DX218
	1.6L	To 8/85 MT w/Turbo	P	CV2052		CV2515	BK DX217	BK DX218
1984	1.6L	Turbo	D	CV2261		CV2515	BK DX217	BK DX218
	1.6L	Turbo	P	CV2262		CV2515	BK DX217	BK DX218
1984-82	1.4L, 1.6L	w/o Turbo w/Cylindrical Tulip	D	CV2040		CV2512	BK DX373A	BK DX215
	1.4L, 1.6L	w/o Turbo w/Cylindrical Tulip	P	CV2041		CV2512	BK DX373A	BK DX215
	1.4L, 1.6L	w/o Turbo w/Y-shaped Tulip	D	CV2040		CV2512	BK DX373A	BK DX222
	1.4L, 1.6L	w/o Turbo w/Y-shaped Tulip	P	CV2041		CV2512	BK DX373A	BK DX222
1981-79	1.4L		D	CV9701		CV2510	BK DX373	BK DX215
	1.4L		P	CV9702		CV2510	BK DX373	BK DX215
	1.6L		D	CV9701		CV2510	BK DX373	BK DX215
	1.6L		P	CV9702		CV2510	BK DX373	BK DX215
COLT 100								
1992-89	1.5L	w/o Turbo	D	CV2075		CV2512	BK DX373A	BK DX762
	1.5L	w/o Turbo	P	CV2076		CV2512	BK DX373A	BK DX762
1990-89	1.6L	Turbo	D	CV2077		CV2515	BK DX217	BK DX768
	1.6L	Turbo	P	CV2083		CV2515	BK DX217	BK DX768
COLT 200								
1992-89	1.5L		D	CV2089		CV2512	BK DX373A	BK DX762
	1.5L		P	CV2090		CV2512	BK DX373A	BK DX762
1990-89	1.6L	AT w/o Turbo	D	CV2097		CV1711	BK DX307	BK DX768
	1.6L	AT w/o Turbo	P	CV2098		CV1711	BK DX307	BK DX768
	1.6L	MT w/o Turbo	D	CV2118		CV2515	BK DX217	BK DX218
	1.6L	MT w/o Turbo	P	CV2119		CV2515	BK DX217	BK DX218

DODGE (cont.)

Year Année Ano	Engine	Application Applicacion	Side Coté Lado	Reman CV Shaft Cardan réusiné Cardanica resinada	CV Shaft w/New Outer Joint Cardan avec Joint Ext. Neuf	Reman Outer Joint & Boot Joint Ext. réusiné & Soufflet	Outer Boot Kit Ensemble Soufflet Extérieur Juegos de bota exterior	Inner Boot Kit Ensemble Soufflet Intérieur Juegos de bota Interior
DODGE (Cont'd)								
COLT VISTA								
1991-89	2.0L	AWD Front Shafts Wagon	D	CV2080		CV1708	BK DX368	BK DX764
	2.0L	AWD Front Shafts Wagon	P	CV2081		CV1708	BK DX368	BK DX764
	2.0L	FWD Wagon	D	CV2082		CV2515	BK DX217	BK DX768
	2.0L	FWD Wagon	P	CV2083		CV2515	BK DX217	BK DX218
1991-87	2.0L	AWD Rear Shafts Wagon	D	CV2158			BK DX373	BK DX762
	2.0L	AWD Rear Shafts Wagon	P	CV2158			BK DX373	BK DX762
1987-84	2.0L	AWD Front Shafts Wagon	D	CV2080		CV1702	BK DX304	BK DX764
	2.0L	AWD Front Shafts Wagon	P	CV2081		CV1702	BK DX304	BK DX764
	2.0L	FWD Wagon	D	CV2082		CV2515	BK DX217	BK DX218
	2.0L	FWD Wagon	P	CV2083		CV2515	BK DX217	BK DX218
1986	2.0L	AWD Rear Shafts Wagon	D	CV2158			BK DX373	BK DX762
	2.0L	AWD Rear Shafts Wagon	P	CV2158			BK DX373	BK DX218
1985-84	2.0L	AWD Rear Shafts Wagon	D	CV2158			BK DX373	BK DX762
	2.0L	AWD Rear Shafts Wagon	P	CV2158			BK DX373	BK DX762
D50 PICKUP								
1982-79	2.0L, 2.6L		D	CV1619		CV1703	BK DX368A	BK DX764
	2.0L, 2.6L		P	CV1620		CV1703	BK DX368A	BK DX764
DAKOTA								
2002-01	2.5L		D	CV2277		CV2542	BK DX529	BK DX227
	2.5L		P	CV2277		CV2542	BK DX529	BK DX227
	3.9L, 4.7L		D	CV2277		CV2542	BK DX529	BK DX227
	3.9L, 4.7L		P	CV2277		CV2542	BK DX529	BK DX227
	5.9L		D	CV2277		CV2542	BK DX529	BK DX227
	5.9L		P	CV2277		CV2542	BK DX529	BK DX227
2000	2.5L, 3.9L, 4.7L, 5.9L	From 9/00	D	CV2277		CV2542	BK DX529	BK DX227
	2.5L, 3.9L, 4.7L, 5.9L	From 9/00	P	CV2277		CV2542	BK DX529	BK DX227
	2.5L, 3.9L, 4.7L, 5.9L	To 9/00	D	CV2274		CV2542	BK DX529	BK DX227
	2.5L, 3.9L, 4.7L, 5.9L	To 9/00	P	CV2274		CV2542	BK DX529	BK DX227
1999-98	5.9L		D	CV2238		CV2542	BK DX529	BK DX528
	5.9L		P	CV2238		CV2542	BK DX529	BK DX528
1999-97	2.5L		D	CV2238		CV2542	BK DX529	BK DX528
	2.5L		P	CV2238		CV2542	BK DX529	BK DX528
	3.9L		D	CV2238		CV2542	BK DX529	BK DX528
	3.9L		P	CV2238		CV2542	BK DX529	BK DX528
	5.2L		D	CV2238		CV2542	BK DX529	BK DX528
	5.2L		P	CV2238		CV2542	BK DX529	BK DX528
1996-91	2.5L, 3.9L, 5.2L	w/ ABS Ring	D	CV2171	CVX2171	CV2532X	BK DX529	BK DX528
	2.5L, 3.9L, 5.2L	w/ ABS Ring	P	CV2171	CVX2171	CV2532X	BK DX529	BK DX528
	2.5L, 3.9L, 5.2L	w/o ABS Ring	D	CV2147	CVX2147	CV2532	BK DX529	BK DX528
	2.5L, 3.9L, 5.2L	w/o ABS Ring	P	CV2147	CVX2147	CV2532	BK DX529	BK DX528
1990-89	2.5L		D	CV2071		CV2516	BK DX219B	BK DX102
	2.5L		P	CV2071		CV2516	BK DX219B	BK DX102
	5.2L		D	CV2071		CV2516	BK DX219B	BK DX102
	5.2L		P	CV2071		CV2516	BK DX219B	BK DX102
1990-87	3.9L		D	CV2071		CV2516	BK DX219B	BK DX102
	3.9L		P	CV2071		CV2516	BK DX219B	BK DX102
1988-87	2.2L		D	CV2071		CV2516	BK DX219B	BK DX102
	2.2L		P	CV2071		CV2516	BK DX219B	BK DX102

DODGE (cont.)

Year Année Ano	Engine	Application Aplicacion	Side Coté Lado	Reman CV Shaft Cardan réusiné Cardanica resinada	CV Shaft w/New Outer Joint Cardan avec Joint Ext. Neuf	Reman Outer Joint & Boot Joint Ext. réusiné & Soufflet	Outer Boot Kit Ensemble Soufflet Extérieur Juegos de bota exterior	Inner Boot Kit Ensemble Soufflet Intérieur Juegos de bota Interior
DODGE (Cont'd)								
DAYTONA								
1993-92	2.2L	16 Valve Turbo w/ ABS	D	CV2072		CV2520X	BK DX524	BK DX223
	2.2L	16 Valve Turbo w/ ABS	P	CV2072		CV2514AX	BK DX523AB	BK DX404
	2.2L	16 Valve Turbo w/o ABS	D	CV2063		CV2520	BK DX524	BK DX223
	2.2L	16 Valve Turbo w/o ABS	P	CV2063		CV2514A	BK DX523AB	BK DX404
1993-91	2.5L	w/o Turbo AT w/ ABS w/GKN Design	D	CV2072		CV2514AX	BK DX523AB	BK DX404
	2.5L	w/o Turbo AT w/ ABS w/GKN Design	P	CV2073		CV2514AX	BK DX523AB	BK DX404
	2.5L	w/o Turbo AT w/ ABS w/Saginaw Design	D	CV2072		CV2520X	BK DX524	BK DX223
	2.5L	w/o Turbo AT w/ ABS w/Saginaw Design	P	CV2073		CV2520X	BK DX524	BK DX223
	2.5L	w/o Turbo AT w/o ABS w/ACI Design	D	CV2063		CV2523	BK DX245	BK DX404
	2.5L	w/o Turbo AT w/o ABS w/ACI Design	P	CV2064		CV2523	BK DX245	BK DX404
	2.5L	w/o Turbo AT w/o ABS w/Saginaw Design	D	CV2063		CV2513	BK DX523	BK DX242
	2.5L	w/o Turbo AT w/o ABS w/Saginaw Design	P	CV2064		CV2513	BK DX523	BK DX242
	2.5L	w/o Turbo MT w/ ABS w/GKN Design	D	CV2072		CV2514AX	BK DX523AB	BK DX404
	2.5L	w/o Turbo MT w/ ABS w/GKN Design	P	CV2073		CV2514AX	BK DX523AB	BK DX404
	2.5L	w/o Turbo MT w/ ABS w/Saginaw Design	D	CV2072		CV2520X	BK DX524	BK DX223
	2.5L	w/o Turbo MT w/ ABS w/Saginaw Design	P	CV2073		CV2520X	BK DX524	BK DX223
	2.5L	w/o Turbo MT w/o ABS w/GKN Design	D	CV2063		CV2514A	BK DX523AB	BK DX404
	2.5L	w/o Turbo MT w/o ABS w/GKN Design	P	CV2064		CV2514A	BK DX523AB	BK DX404
	2.5L	w/o Turbo MT w/o ABS w/Saginaw Design	D	CV2063		CV2520	BK DX524	BK DX223
	2.5L	w/o Turbo MT w/o ABS w/Saginaw Design	P	CV2064		CV2520	BK DX524	BK DX223
1993-90	3.0L	w/ ABS w/GKN Design	D	CV2072		CV2514AX	BK DX523AB	BK DX404
	3.0L	w/ ABS w/GKN Design	P	CV2073		CV2514AX	BK DX523AB	BK DX404
	3.0L	w/ ABS w/Saginaw Design	D	CV2072		CV2520X	BK DX524	BK DX223
	3.0L	w/ ABS w/Saginaw Design	P	CV2073		CV2520X	BK DX524	BK DX223
	3.0L	w/o ABS w/GKN Design	D	CV2063		CV2514A	BK DX523AB	BK DX404
	3.0L	w/o ABS w/GKN Design	P	CV2064		CV2514A	BK DX523AB	BK DX404
	3.0L	w/o ABS w/Saginaw Design	D	CV2063		CV2520	BK DX524	BK DX223
	3.0L	w/o ABS w/Saginaw Design	P	CV2064		CV2520	BK DX524	BK DX223
1992-91	2.5L	Turbo AT w/ ABS w/GKN Design	D	CV2072		CV2514AX	BK DX523AB	BK DX404
	2.5L	Turbo AT w/ ABS w/GKN Design	P	CV2073		CV2514AX	BK DX523AB	BK DX404
	2.5L	Turbo AT w/ ABS w/Saginaw Design	D	CV2072		CV2520X	BK DX524	BK DX223
	2.5L	Turbo AT w/ ABS w/Saginaw Design	P	CV2073		CV2520X	BK DX524	BK DX223
	2.5L	Turbo AT w/o ABS w/GKN Design	D	CV2063		CV2514A	BK DX523AB	BK DX404
	2.5L	Turbo AT w/o ABS w/GKN Design	P	CV2064		CV2514A	BK DX523AB	BK DX404
	2.5L	Turbo AT w/o ABS w/Saginaw Design	D	CV2063		CV2520	BK DX524	BK DX223
	2.5L	Turbo AT w/o ABS w/Saginaw Design	P	CV2064		CV2520	BK DX524	BK DX223
	2.5L	Turbo MT w/ ABS w/GKN Design	D	CV2072		CV2514AX	BK DX523AB	BK DX404
	2.5L	Turbo MT w/ ABS w/GKN Design	P	CV2072		CV2514AX	BK DX523AB	BK DX404
	2.5L	Turbo MT w/ ABS w/Saginaw Design	D	CV2072		CV2520X	BK DX524	BK DX223
	2.5L	Turbo MT w/ ABS w/Saginaw Design	P	CV2072		CV2520X	BK DX524	BK DX223
	2.5L	Turbo MT w/o ABS w/GKN Design	D	CV2063		CV2514A	BK DX523AB	BK DX404
	2.5L	Turbo MT w/o ABS w/GKN Design	P	CV2063		CV2514A	BK DX523AB	BK DX404
	2.5L	Turbo MT w/o ABS w/Saginaw Design	D	CV2063		CV2520	BK DX524	BK DX223
	2.5L	Turbo MT w/o ABS w/Saginaw Design	P	CV2063		CV2520	BK DX524	BK DX223

DODGE (cont.)

Year Année Ano	Engine	Application Aplicacion	Side Coté Lado	Reman CV Shaft Cardan réusiné Cardanica resinada	CV Shaft w/New Outer Joint Cardan avec Joint Ext. Neuf	Reman Outer Joint & Boot Joint Ext. réusiné & Soufflet	Outer Boot Kit Ensemble Soufflet Extérieur Juegos de bota exterior	Inner Boot Kit Ensemble Soufflet Intérieur Juegos de bota Interior
DODGE (Cont'd)								
DAYTONA (Cont'd)								
1990	2.2L	Shelby Turbo w/I.C. w/GKN Closed Tulip Design	D	CV2063		CV2514	BK DX219	BK DX221
	2.2L	Shelby Turbo w/I.C. w/GKN Closed Tulip Design	P	CV2065		CV2514	BK DX219	BK DX221
	3.0L	GKN Closed Tulip Design	D	CV2063		CV2514	BK DX219	BK DX221
	3.0L	GKN Closed Tulip Design	P	CV2064		CV2514	BK DX219	BK DX221
	3.0L	Saginaw Design	D	CV2063		CV2513	BK DX523	BK DX522
	3.0L	Saginaw Design	P	CV2064		CV2513	BK DX523	BK DX522
1990-89	2.5L	AT Turbo w/GKN Design	D	CV2063		CV2514	BK DX219	BK DX221
	2.5L	AT Turbo w/GKN Design	P	CV2064		CV2514	BK DX219	BK DX221
	2.5L	AT Turbo w/Saginaw Design	D	CV2063		CV2513	BK DX523	BK DX522
	2.5L	AT Turbo w/Saginaw Design	P	CV2064		CV2513	BK DX523	BK DX522
	2.5L	MT Turbo w/GKN Design	D	CV2063		CV2514	BK DX219	BK DX221
	2.5L	MT Turbo w/GKN Design	P	CV2065		CV2514	BK DX219	BK DX221
	2.5L	MT Turbo w/Saginaw Design	D	CV2063		CV2513	BK DX523	BK DX522
	2.5L	MT Turbo w/Saginaw Design	P	CV2065		CV2513	BK DX523	BK DX522
1990-88	2.5L	GKN Closed Tulip Design	D	CV2063		CV2514	BK DX219	BK DX221
	2.5L	GKN Closed Tulip Design	P	CV2064		CV2514	BK DX219	BK DX221
1990-87	2.5L	90mm dia Tulip GKN Design	D	CV2063		CV2514	BK DX219	BK DX220
	2.5L	90mm dia Tulip GKN Design	P	CV2064		CV2514	BK DX219	BK DX220
	2.5L	Saginaw Design	D	CV2063		CV2513	BK DX523	BK DX522
	2.5L	Saginaw Design	P	CV2064		CV2513	BK DX523	BK DX522
1989	2.2L	Shelby Turbo w/I.C. w/GKN Closed Tulip Design	D	CV2063		CV2514	BK DX219	BK DX221
	2.2L	Shelby Turbo w/I.C. w/GKN Closed Tulip Design	P	CV2065		CV2514	BK DX219	BK DX220
1988	2.2L	Shelby Turbo w/I.C. w/GKN Closed Tulip Design	D	CV2063		CV2514	BK DX219	BK DX221
	2.2L	Shelby Turbo w/I.C. w/GKN Closed Tulip Design	P	CV2065		CV2514	BK DX219	BK DX221
1988-87	2.2L	Turbo w/GKN Design	D	CV2063		CV2514	BK DX219	BK DX220
	2.2L	Turbo w/GKN Design	P	CV2065		CV2514	BK DX219	BK DX220
	2.2L	Turbo w/Saginaw Design	D	CV2063		CV2513	BK DX523	BK DX522
	2.2L	Turbo w/Saginaw Design	P	CV2065		CV2513	BK DX523	BK DX522
1987	2.2L	Shelby Turbo w/I.C. w/GKN Closed Tulip Design	D	CV2063		CV2514	BK DX219	BK DX220
	2.2L	Shelby Turbo w/I.C. w/GKN Closed Tulip Design	P	CV2065		CV2514	BK DX219	BK DX220
	2.2L	Turbo w/Citroen Design	D	CV2063		CV2509	BK DX212	BK DX214
	2.2L	Turbo w/Citroen Design	P	CV2065		CV2509	BK DX212	BK DX214
	2.5L	82mm dia Tulip GKN Design	D	CV2063		CV2511	BK DX104	BK DX207
	2.5L	82mm dia Tulip GKN Design	P	CV2064		CV2511	BK DX104	BK DX206
1986	2.5L	Citroen Design	D	CV2028		CV2509	BK DX212	BK DX214
	2.5L	Citroen Design	P	CV2027		CV2509	BK DX212	BK DX213
	2.5L	GKN Design	D	CV2028		CV2511	BK DX104	BK DX207
	2.5L	GKN Design	P	CV2027		CV2511	BK DX104	BK DX206
1986-84	2.2L	Turbo w/Citroen Design	D	CV2028		CV2509	BK DX212	BK DX214
	2.2L	Turbo w/Citroen Design	P	CV2028		CV2509	BK DX212	BK DX214
	2.2L	Turbo w/GKN Design	D	CV2028		CV2511	BK DX104	BK DX207
	2.2L	Turbo w/GKN Design	P	CV2028		CV2511	BK DX104	BK DX207
	2.2L	w/o Turbo w/ACI Design	D	CV2028		CV2507	BK DX209	BK DX210
	2.2L	w/o Turbo w/ACI Design	P	CV2027		CV2507	BK DX209	BK DX210
	2.2L	w/o Turbo w/Citroen Design	D	CV2028		CV2509	BK DX212	BK DX214
	2.2L	w/o Turbo w/Citroen Design	P	CV2028		CV2509	BK DX212	BK DX214

DODGE (cont.)

Year Année Ano	Engine	Application Applicacion	Side Coté Lado	Reman CV Shaft Cardan réusiné Cardanica resinada	CV Shaft w/New Outer Joint Cardan avec Joint Ext. Neuf	Reman Outer Joint & Boot Joint Ext. réusiné & Soufflet	Outer Boot Kit Ensemble Soufflet Extérieur Juegos de bota exterior	Inner Boot Kit Ensemble Soufflet Intérieur Juegos de bota Interior
DODGE (Cont'd)								
DAYTONA (Cont'd)								
1986-84	2.2L	w/o Turbo w/Citroen Design	P	CV2027		CV2509	BK DX212	BK DX213
	2.2L	w/o Turbo w/GKN Design	D	CV2028		CV2506	BK DX201	BK DX203
	2.2L	w/o Turbo w/GKN Design	P	CV2027		CV2506	BK DX201	BK DX202
	2.2L	w/o Turbo w/Saginaw Design	D	CV2028		CV2513	BK DX523	BK DX522
	2.2L	w/o Turbo w/Saginaw Design	P	CV2027		CV2513	BK DX523	BK DX522
DURANGO								
2002-01	4.7L		D	CV2277		CV2542	BK DX529	BK DX227
	4.7L		P	CV2277		CV2542	BK DX529	BK DX227
	5.9L		D	CV2277		CV2542	BK DX529	BK DX227
	5.9L		P	CV2277		CV2542	BK DX529	BK DX227
2000	4.7L		D	CV2274		CV2542	BK DX529	BK DX227
	4.7L		P	CV2274		CV2542	BK DX529	BK DX227
	5.2L		D	CV2274		CV2542	BK DX529	BK DX227
	5.2L		P	CV2274		CV2542	BK DX529	BK DX227
	5.9L		D	CV2274		CV2542	BK DX529	BK DX227
	5.9L		P	CV2274		CV2542	BK DX529	BK DX227
1999-98	3.9L		D	CV2238		CV2542	BK DX529	BK DX528
	3.9L		P	CV2238		CV2542	BK DX529	BK DX528
	5.2L		D	CV2238		CV2542	BK DX529	BK DX528
	5.2L		P	CV2238		CV2542	BK DX529	BK DX528
	5.9L		D	CV2238		CV2542	BK DX529	BK DX528
	5.9L		P	CV2238		CV2542	BK DX529	BK DX528
DYNASTY								
1993-91	2.5L	w/o ABS w/ACI Design	D	CV2063		CV2523	BK DX245	BK DX404
	2.5L	w/o ABS w/ACI Design	P	CV2064		CV2523	BK DX245	BK DX404
	2.5L	w/o ABS w/Saginaw Design	D	CV2063		CV2513	BK DX523	BK DX242
	2.5L	w/o ABS w/Saginaw Design	P	CV2064		CV2513	BK DX523	BK DX242
	2.5L, 3.0L	w/ ABS w/GKN Design	P	CV2073		CV2514AX	BK DX523AB	BK DX404
	2.5L, 3.0L	w/ ABS w/Saginaw Design	P	CV2073		CV2520X	BK DX524	BK DX223
	2.5L, 3.0L, 3.3L	w/ ABS w/GKN Design	D	CV2072		CV2514AX	BK DX523AB	BK DX404
	2.5L, 3.0L, 3.3L	w/ ABS w/Saginaw Design	D	CV2072		CV2520X	BK DX524	BK DX223
	3.0L	w/o ABS w/GKN Design	P	CV2064		CV2514A	BK DX523AB	BK DX404
	3.0L	w/o ABS w/Saginaw Design	P	CV2064		CV2520	BK DX524	BK DX223
	3.0L, 3.3L	w/o ABS w/GKN Design	D	CV2063		CV2514A	BK DX523AB	BK DX404
	3.0L, 3.3L	w/o ABS w/Saginaw Design	D	CV2063		CV2520	BK DX524	BK DX223
	3.3L	w/ ABS w/GKN Design	P	CV2072		CV2514AX	BK DX523AB	BK DX404
	3.3L	w/ ABS w/Saginaw Design	P	CV2072		CV2520X	BK DX524	BK DX223
	3.3L	w/o ABS w/GKN Design	P	CV2063		CV2514A	BK DX523AB	BK DX404
	3.3L	w/o ABS w/Saginaw Design	P	CV2063		CV2520	BK DX524	BK DX223
1990	3.3L	w/ ABS w/GKN Closed Tulip	D	CV2072		CV2514X	BK DX219	BK DX221
	3.3L	w/ ABS w/GKN Closed Tulip	P	CV2072		CV2514X	BK DX219	BK DX221
	3.3L	w/o ABS w/GKN Closed Tulip	D	CV2063		CV2514	BK DX219	BK DX221
	3.3L	w/o ABS w/GKN Closed Tulip	P	CV2063		CV2514	BK DX219	BK DX221
1990-89	2.5L	w/o ABS w/Saginaw Design	D	CV2063		CV2513	BK DX523	BK DX522
	2.5L	w/o ABS w/Saginaw Design	P	CV2064		CV2513	BK DX523	BK DX522
	3.0L	w/o ABS w/Saginaw Design	D	CV2063		CV2513	BK DX523	BK DX522
	3.0L	w/o ABS w/Saginaw Design	P	CV2064		CV2513	BK DX523	BK DX522
1990-88	2.5L, 3.0L	w/ ABS w/GKN Closed Tulip Design	D	CV2072		CV2514X	BK DX219	BK DX221
	2.5L, 3.0L	w/ ABS w/GKN Closed Tulip Design	P	CV2073		CV2514X	BK DX219	BK DX221
	2.5L, 3.0L	w/ ABS w/GKN Open Tulip Design	D	CV2072		CV2514X	BK DX219	BK DX220
	2.5L, 3.0L	w/ ABS w/GKN Open Tulip Design	P	CV2073		CV2514X	BK DX219	BK DX220

Year Année Ano	Engine	Application Aplicacion	Side Coté Lado	Reman CV Shaft Cardan réusiné Cardanica resinada	CV Shaft w/New Outer Joint Cardan avec Joint Ext. Neuf	Reman Outer Joint & Boot Joint Ext. réusiné & Soufflet	Outer Boot Kit Ensemble Soufflet Extérieur Juegos de bota exterior	Inner Boot Kit Ensemble Soufflet Intérieur Juegos de bota Interior	
DODGE (Cont'd)									
DYNASTY									
1990-88	2.5L, 3.0L	w/o ABS w/GKN Closed Tulip Design	D	CV2063		CV2514	BK DX219	BK DX221	
	2.5L, 3.0L	w/o ABS w/GKN Closed Tulip Design	P	CV2064		CV2514	BK DX219	BK DX221	
	2.5L, 3.0L	w/o ABS w/GKN Open Tulip Design	D	CV2063		CV2514	BK DX219	BK DX220	
	2.5L, 3.0L	w/o ABS w/GKN Open Tulip Design	P	CV2064		CV2514	BK DX219	BK DX220	
GRAND CARAVAN									
2002-96	3.3L	FWD w/ ABS	D	CV2218		CV2514BX	BK DX523AB	BK DX778	
	3.3L	FWD w/ ABS	P	CV2219		CV2514BX	BK DX523AB	BK DX778	
	3.3L	FWD w/o ABS	D	CV2221		CV2514B	BK DX523AB	BK DX778	
	3.3L	FWD w/o ABS	P	CV2220		CV2514B	BK DX523AB	BK DX778	
	3.3L, 3.8L	AWD Front Shafts	D	CV2218		CV2514BX	BK DX523AB	BK DX778	
	3.3L, 3.8L	AWD Front Shafts	P	CV2217		CV2514BX	BK DX523AB	BK DX221	
	3.3L, 3.8L	AWD Rear Shafts	D	CV2265	CVX2265		BK DX243	BK DX243	
	3.3L, 3.8L	AWD Rear Shafts	P	CV2265	CVX2265		BK DX243	BK DX243	
	3.8L	FWD w/ ABS	D	CV2218		CV2514BX	BK DX523AB	BK DX778	
	3.8L	FWD w/ ABS	P	CV2219		CV2514BX	BK DX523AB	BK DX778	
	3.8L	FWD w/o ABS	D	CV2221		CV2514B	BK DX523AB	BK DX778	
	3.8L	FWD w/o ABS	P	CV2220		CV2514B	BK DX523AB	BK DX778	
2000-96	3.0L	AWD Front Shafts	D	CV2218		CV2514BX	BK DX523AB	BK DX778	
	3.0L	AWD Front Shafts	P	CV2217		CV2514BX	BK DX523AB	BK DX221	
	3.0L	AWD Rear Shafts	D	CV2265	CVX2265		BK DX243	BK DX243	
	3.0L	AWD Rear Shafts	P	CV2265	CVX2265		BK DX243	BK DX243	
	3.0L	FWD w/ ABS	D	CV2218		CV2514BX	BK DX523AB	BK DX778	
	3.0L	FWD w/ ABS	P	CV2219		CV2514BX	BK DX523AB	BK DX778	
	3.0L	FWD w/o ABS	D	CV2221		CV2514B	BK DX523AB	BK DX778	
	3.0L	FWD w/o ABS	P	CV2220		CV2514B	BK DX523AB	BK DX778	
1997-96	2.4L	AWD Front Shafts	D	CV2218		CV2514BX	BK DX523AB	BK DX778	
	2.4L	AWD Front Shafts	P	CV2217		CV2514BX	BK DX523AB	BK DX221	
	2.4L	AWD Rear Shafts	D	CV2265	CVX2265		BK DX243	BK DX243	
	2.4L	AWD Rear Shafts	P	CV2265	CVX2265		BK DX243	BK DX243	
	2.4L	FWD w/ ABS	D	CV2218		CV2514BX	BK DX523AB	BK DX778	
	2.4L	FWD w/ ABS	P	CV2219		CV2514BX	BK DX523AB	BK DX778	
	2.4L	FWD w/o ABS	D	CV2221		CV2514B	BK DX523AB	BK DX778	
1995	3.0L	AWD Front Shafts w/ ABS	D	CV2103	CVX2103	CV2514AX	BK DX523AB	BK DX404	
	3.0L	AWD Front Shafts w/ ABS	P	CV2106		CV2514AX	BK DX523AB	BK DX221	
	3.0L	AWD Front Shafts w/o ABS	D	CV2042	CVX2042	CV2514A	BK DX523AB	BK DX404	
	3.0L	AWD Front Shafts w/o ABS	P	CV2105		CV2514A	BK DX523AB	BK DX221	
	3.0L	AWD Rear Shafts w/ ABS	D	CV2100	CVX2100		BK DX243	BK DX243	
	3.0L	AWD Rear Shafts w/ ABS	P	CV2100	CVX2100		BK DX243	BK DX243	
	3.0L	AWD Rear Shafts w/o ABS	D	CV2096	CVX2096		BK DX243	BK DX243	
	3.0L	AWD Rear Shafts w/o ABS	P	CV2096	CVX2096		BK DX243	BK DX243	
	1995-94	3.8L	AWD Front Shafts w/ ABS	D	CV2103	CVX2103	CV2514AX	BK DX523AB	BK DX404
		3.8L	AWD Front Shafts w/ ABS	P	CV2106		CV2514AX	BK DX523AB	BK DX221
3.8L		AWD Front Shafts w/o ABS	D	CV2042	CVX2042	CV2514A	BK DX523AB	BK DX404	
3.8L		AWD Front Shafts w/o ABS	P	CV2105		CV2514A	BK DX523AB	BK DX221	
3.8L		AWD Rear Shafts w/ ABS	D	CV2100	CVX2100		BK DX243	BK DX243	
3.8L		AWD Rear Shafts w/ ABS	P	CV2100	CVX2100		BK DX243	BK DX243	
3.8L		AWD Rear Shafts w/o ABS	D	CV2096	CVX2096		BK DX243	BK DX243	
3.8L		AWD Rear Shafts w/o ABS	P	CV2096	CVX2096		BK DX243	BK DX243	
3.8L		FWD w/ ABS	D	CV2103	CVX2103	CV2514AX	BK DX523AB	BK DX404	
3.8L		FWD w/ ABS	P	CV2101	CVX2101	CV2514AX	BK DX523AB	BK DX404	

DODGE (cont.)

Year Année Ano	Engine	Application Applicacion	Side Coté Lado	Reman CV Shaft Cardan réusiné Cardanica resinada	CV Shaft w/New Outer Joint Cardan avec Joint Ext. Neuf	Reman Outer Joint & Boot Joint Ext. réusiné & Soufflet	Outer Boot Kit Ensemble Soufflet Extérieur Juegos de bota exterior	Inner Boot Kit Ensemble Soufflet Intérieur Juegos de bota Interior
DODGE (Cont'd)								
GRAND CARAVAN (Cont'd)								
1995-94	3.8L	FWD w/o ABS	D	CV2042	CVX2042	CV2514A	BK DX523AB	BK DX404
	3.8L	FWD w/o ABS	P	CV2043	CVX2043	CV2514A	BK DX523AB	BK DX404
1995-92	3.0L	FWD w/ ABS	D	CV2103	CVX2103	CV2514AX	BK DX523AB	BK DX404
	3.0L	FWD w/ ABS	P	CV2101	CVX2101	CV2514AX	BK DX523AB	BK DX404
	3.0L	FWD w/o ABS	D	CV2042	CVX2042	CV2514A	BK DX523AB	BK DX404
	3.0L	FWD w/o ABS	P	CV2043	CVX2043	CV2514A	BK DX523AB	BK DX404
	3.3L	FWD w/ ABS	D	CV2103	CVX2103	CV2514AX	BK DX523AB	BK DX404
	3.3L	FWD w/ ABS	P	CV2101	CVX2101	CV2514AX	BK DX523AB	BK DX404
	3.3L	FWD w/o ABS	D	CV2042	CVX2042	CV2514A	BK DX523AB	BK DX404
	3.3L	FWD w/o ABS	P	CV2043	CVX2043	CV2514A	BK DX523AB	BK DX404
1995-91	3.3L	AWD Front Shafts w/ ABS	D	CV2103	CVX2103	CV2514AX	BK DX523AB	BK DX404
	3.3L	AWD Front Shafts w/ ABS	P	CV2106		CV2514AX	BK DX523AB	BK DX221
	3.3L	AWD Front Shafts w/o ABS	D	CV2042	CVX2042	CV2514A	BK DX523AB	BK DX404
	3.3L	AWD Front Shafts w/o ABS	P	CV2105		CV2514A	BK DX523AB	BK DX221
	3.3L	AWD Rear Shafts w/ ABS	D	CV2100	CVX2100		BK DX243	BK DX243
	3.3L	AWD Rear Shafts w/ ABS	P	CV2100	CVX2100		BK DX243	BK DX243
	3.3L	AWD Rear Shafts w/o ABS	D	CV2096	CVX2096		BK DX243	BK DX243
	3.3L	AWD Rear Shafts w/o ABS	P	CV2096	CVX2096		BK DX243	BK DX243
1991	3.3L	FWD Front w/ ABS	D	CV2103	CVX2103	CV2514AX	BK DX523AB	BK DX220
	3.3L	FWD Front w/ ABS	P	CV2103	CVX2103	CV2514AX	BK DX523AB	BK DX220
	3.3L	FWD Front w/o ABS	D	CV2042	CVX2042	CV2514A	BK DX523AB	BK DX220
	3.3L	FWD Front w/o ABS	P	CV2042	CVX2042	CV2514A	BK DX523AB	BK DX220
1990	3.3L		D	CV2042	CVX2042	CV2514	BK DX219	BK DX220
	3.3L		P	CV2042	CVX2042	CV2514	BK DX219	BK DX220
1989	2.5L	AT Turbo	D	CV2042	CVX2042	CV2514	BK DX219	BK DX220
	2.5L	AT Turbo	P	CV2043	CVX2043	CV2514	BK DX219	BK DX220
	2.5L	MT Turbo	D	CV2042	CVX2042	CV2514	BK DX219	BK DX220
	2.5L	MT Turbo	P	CV2042	CVX2042	CV2514	BK DX219	BK DX220
1989-88	2.5L	w/o Turbo	D	CV2042	CVX2042	CV2514	BK DX219	BK DX220
	2.5L	w/o Turbo	P	CV2043	CVX2043	CV2514	BK DX219	BK DX220
	3.0L	GKN Design	D	CV2042	CVX2042	CV2514	BK DX219	BK DX220
	3.0L	GKN Design	P	CV2043	CVX2043	CV2514	BK DX219	BK DX220
INTREPID								
2002-00	3.5L	w/ ABS	D	CV2247		CV2543X	BK DX524	BK DX241
	3.5L	w/ ABS	P	CV2248		CV2543X	BK DX524	BK DX241
	3.5L	w/o ABS	D	CV2245		CV2543	BK DX524	BK DX241
	3.5L	w/o ABS	P	CV2246		CV2543	BK DX524	BK DX241
2002-98	2.7L	w/ ABS	D	CV2247		CV2543X	BK DX524	BK DX241
	2.7L	w/ ABS	P	CV2248		CV2543X	BK DX524	BK DX241
	2.7L	w/o ABS	D	CV2245		CV2543	BK DX524	BK DX241
	2.7L	w/o ABS	P	CV2246		CV2543	BK DX524	BK DX241
2001-98	3.2L	w/ ABS	D	CV2247		CV2543X	BK DX524	BK DX241
	3.2L	w/ ABS	P	CV2248		CV2543X	BK DX524	BK DX241
	3.2L	w/o ABS	D	CV2245		CV2543	BK DX524	BK DX241
	3.2L	w/o ABS	P	CV2246		CV2543	BK DX524	BK DX241
1997-96	3.3L	w/ ABS	D	CV2224		CV2539X	BK DX524	BK DX241
	3.3L	w/ ABS	P	CV2225		CV2539X	BK DX524	BK DX241
	3.3L	w/o ABS	D	CV2222		CV2539	BK DX524	BK DX241
	3.3L	w/o ABS	P	CV2223		CV2539	BK DX524	BK DX241
	3.5L	w/ ABS	D	CV2224		CV2539X	BK DX524	BK DX241

DODGE (cont.)

Year Année Ano	Engine	Application Aplicacion	Side Coté Lado	Reman CV Shaft Cardan réusiné Cardanica resinada	CV Shaft w/New Outer Joint Cardan avec Joint Ext. Neuf	Reman Outer Joint & Boot Joint Ext. réusiné & Soufflet	Outer Boot Kit Ensemble Soufflet Extérieur Juegos de bota exterior	Inner Boot Kit Ensemble Soufflet Intérieur Juegos de bota Interior
DODGE (Cont'd)								
INTREPID (Cont'd)								
1997-96	3.5L	w/ ABS	P	CV2225		CV2539X	BK DX524	BK DX241
	3.5L	w/o ABS	D	CV2222		CV2539	BK DX524	BK DX241
	3.5L	w/o ABS	P	CV2223		CV2539	BK DX524	BK DX241
1995-93	3.3L	w/ ABS	D	CV2125		CV2526X	BK DX524	BK DX241
	3.3L	w/ ABS	P	CV2126		CV2526X	BK DX524	BK DX241
	3.3L	w/o ABS	D	CV2123		CV2526	BK DX524	BK DX241
	3.3L	w/o ABS	P	CV2124		CV2526	BK DX524	BK DX241
	3.5L	w/ ABS	D	CV2125		CV2526X	BK DX524	BK DX241
	3.5L	w/ ABS	P	CV2126		CV2526X	BK DX524	BK DX241
	3.5L	w/o ABS	D	CV2123		CV2526	BK DX524	BK DX241
	3.5L	w/o ABS	P	CV2124		CV2526	BK DX524	BK DX241
LANCER								
1989	2.5L	AT Turbo w/GKN Design	D	CV2063		CV2514	BK DX219	BK DX221
	2.5L	AT Turbo w/GKN Design	P	CV2064		CV2514	BK DX219	BK DX221
	2.5L	AT Turbo w/Saginaw Design	D	CV2063		CV2513	BK DX523	BK DX522
	2.5L	AT Turbo w/Saginaw Design	P	CV2064		CV2513	BK DX523	BK DX522
	2.5L	MT Turbo w/GKN Design	D	CV2063		CV2514	BK DX219	BK DX221
	2.5L	MT Turbo w/GKN Design	P	CV2065		CV2514	BK DX219	BK DX221
	2.5L	MT Turbo w/Saginaw Design	D	CV2063		CV2513	BK DX523	BK DX522
	2.5L	MT Turbo w/Saginaw Design	P	CV2065		CV2513	BK DX523	BK DX522
1989-88	2.2L	Turbo w/I.C. Shelby Closed Tulip	D	CV2063		CV2514	BK DX219	BK DX221
	2.2L	Turbo w/I.C. Shelby Closed Tulip	P	CV2065		CV2514	BK DX219	BK DX221
	2.5L	GKN Design Closed Tulip	D	CV2063		CV2514	BK DX219	BK DX221
	2.5L	GKN Design Closed Tulip	P	CV2064		CV2514	BK DX219	BK DX221
1989-87	2.2L	w/o Turbo w/ACI Design	D	CV2061		CV2507	BK DX209	BK DX210
	2.2L	w/o Turbo w/ACI Design	P	CV2062		CV2507	BK DX209	BK DX210
	2.2L	w/o Turbo w/Saginaw Design	D	CV2061		CV2513	BK DX523	BK DX522
	2.2L	w/o Turbo w/Saginaw Design	P	CV2062		CV2513	BK DX523	BK DX522
	2.5L	GKN Design 90mm dia Tulip	D	CV2063		CV2514	BK DX219	BK DX220
	2.5L	GKN Design 90mm dia Tulip	P	CV2064		CV2514	BK DX219	BK DX220
	2.5L	Saginaw Design	D	CV2063		CV2513	BK DX523	BK DX522
	2.5L	Saginaw Design	P	CV2064		CV2513	BK DX523	BK DX522
1988-87	2.2L	Turbo w/GKN Design	D	CV2063		CV2514	BK DX219	BK DX220
	2.2L	Turbo w/GKN Design	P	CV2065		CV2514	BK DX219	BK DX220
	2.2L	Turbo w/Saginaw Design	D	CV2063		CV2513	BK DX523	BK DX522
	2.2L	Turbo w/Saginaw Design	P	CV2065		CV2513	BK DX523	BK DX522
1987	2.2L	Turbo w/Citroen Design	D	CV2063		CV2509	BK DX212	BK DX214
	2.2L	Turbo w/Citroen Design	P	CV2065		CV2509	BK DX212	BK DX214
	2.5L	GKN Design 82mm dia Tulip	D	CV2063		CV2511	BK DX104	BK DX207
	2.5L	GKN Design 82mm dia Tulip	P	CV2064		CV2511	BK DX104	BK DX206
1986	2.5L	Citroen Design	D	CV2028		CV2509	BK DX212	BK DX214
	2.5L	Citroen Design	P	CV2027		CV2509	BK DX212	BK DX213
	2.5L	GKN Design	D	CV2028		CV2511	BK DX104	BK DX207
	2.5L	GKN Design	P	CV2027		CV2511	BK DX104	BK DX206
1986-85	2.2L	Turbo w/Citroen Design	D	CV2028		CV2509	BK DX212	BK DX214
	2.2L	Turbo w/Citroen Design	P	CV2028		CV2509	BK DX212	BK DX214
	2.2L	Turbo w/GKN Design	D	CV2028		CV2511	BK DX104	BK DX207
	2.2L	Turbo w/GKN Design	P	CV2028		CV2511	BK DX104	BK DX207
	2.2L	w/o Turbo w/ACI Design	D	CV2028		CV2507	BK DX209	BK DX210
	2.2L	w/o Turbo w/ACI Design	P	CV2027		CV2507	BK DX209	BK DX210

DODGE (cont.)

Year Année Ano	Engine	Application Applicacion	Side Coté Lado	Reman CV Shaft Cardan réusiné Cardanica resinada	CV Shaft w/New Outer Joint Cardan avec Joint Ext. Neuf	Reman Outer Joint & Boot Joint Ext. réusiné & Soufflet	Outer Boot Kit Ensemble Soufflet Extérieur Juegos de bota exterior	Inner Boot Kit Ensemble Soufflet Intérieur Juegos de bota Interior
DODGE (Cont'd)								
LANCER (Cont'd)								
1986-85	2.2L	w/o Turbo w/Citroen Design	D	CV2028		CV2509	BK DX212	BK DX214
	2.2L	w/o Turbo w/Citroen Design	P	CV2027		CV2509	BK DX212	BK DX213
	2.2L	w/o Turbo w/GKN Design	D	CV2028		CV2506	BK DX201	BK DX203
	2.2L	w/o Turbo w/GKN Design	P	CV2027		CV2506	BK DX201	BK DX202
	2.2L	w/o Turbo w/Saginaw Design	D	CV2028		CV2513	BK DX523	BK DX522
	2.2L	w/o Turbo w/Saginaw Design	P	CV2027		CV2513	BK DX523	BK DX522
MONACO								
1992-90	3.0L	w/ ABS	D	CV1011		CV6511X	BK DX405	BK DX404
	3.0L	w/ ABS	P	CV1012		CV6511X	BK DX405	BK DX404
	3.0L	w/o ABS	D	CV1009		CV6511	BK DX405	BK DX404
	3.0L	w/o ABS	P	CV1010		CV6511	BK DX405	BK DX404
NEON								
2002	2.0L	AT & 5 spd R/T	D	CV2299				
	2.0L	AT & 5 spd R/T	P	CV2300				
	2.0L	MT exc. R/T	D	CV2301				
	2.0L	MT exc. R/T	P	CV2302				
2001	2.0L	AT 3 Spd. w/ ABS	D	CV2270			BK DX544	
	2.0L	AT 3 Spd. w/ ABS	P	CV2271			BK DX544	
	2.0L	AT 3 Spd. w/o ABS	D	CV2268			BK DX544	
	2.0L	AT 3 Spd. w/o ABS	P	CV2269			BK DX544	
	2.0L	AT 4 spd	D	CV2297				
	2.0L	AT 4 spd	P	CV2298				
	2.0L	MT w/ Traction Control R/T	D	CV2297				
	2.0L	MT w/ Traction Control R/T	P	CV2298				
	2.0L	MT w/o Traction Control w/ ABS	D	CV2270			BK DX544	
	2.0L	MT w/o Traction Control w/ ABS	P	CV2273			BK DX544	
	2.0L	MT w/o Traction Control w/o ABS	D	CV2268			BK DX544	
	2.0L	MT w/o Traction Control w/o ABS	P	CV2272			BK DX544	
2000	2.0L	AT w/ ABS	D	CV2270			BK DX544	
	2.0L	AT w/ ABS	P	CV2271			BK DX544	
	2.0L	AT w/o ABS	D	CV2268			BK DX544	
	2.0L	AT w/o ABS	P	CV2269			BK DX544	
	2.0L	MT w/ ABS	D	CV2270			BK DX544	
	2.0L	MT w/ ABS	P	CV2273			BK DX544	
	2.0L	MT w/o ABS	D	CV2268			BK DX544	
	2.0L	MT w/o ABS	P	CV2272			BK DX544	
1999-98	2.0L	AT w/ ABS	D	CV2255		CV2533X	BK DX544	BK DX244
	2.0L	AT w/ ABS	P	CV2256		CV2533X	BK DX544	BK DX244
	2.0L	MT w/ ABS	D	CV2259		CV2533	BK DX544	BK DX244
	2.0L	MT w/ ABS	P	CV2260		CV2533	BK DX544	BK DX244
1999-95	2.0L	AT w/o ABS	D	CV2159		CV2533	BK DX544	BK DX244
	2.0L	AT w/o ABS	P	CV2160		CV2533	BK DX544	BK DX244
	2.0L	MT w/o ABS	D	CV2159		CV2533	BK DX544	BK DX244
	2.0L	MT w/o ABS	P	CV2164		CV2533	BK DX544	BK DX244
1997-95	2.0L	AT w/ ABS	D	CV2161		CV2533X	BK DX544	BK DX244
	2.0L	AT w/ ABS	P	CV2162		CV2533X	BK DX544	BK DX244
	2.0L	MT w/ ABS	D	CV2161		CV2533X	BK DX544	BK DX244
	2.0L	MT w/ ABS	P	CV2166		CV2533X	BK DX544	BK DX244
OMNI								
1990-87	2.2L	AT w/GKN Design	D	CV2055		CV2505	BK DX201	BK DX203

DODGE (cont.)

Year Année Ano	Engine	Application Aplicacion	Side Coté Lado	Reman CV Shaft Cardan réusiné Cardanica resinada	CV Shaft w/New Outer Joint Cardan avec Joint Ext. Neuf	Reman Outer Joint & Boot Joint Ext. réusiné & Soufflet	Outer Boot Kit Ensemble Soufflet Extérieur Juegos de bota exterior	Inner Boot Kit Ensemble Soufflet Intérieur Juegos de bota Interior
DODGE (Cont'd)								
OMNI (Cont'd)								
1990-87	2.2L	AT w/GKN Design	P	CV2056		CV2505	BK DX201	BK DX202
	2.2L	MT w/GKN Design	D	CV2033		CV2505	BK DX201	BK DX203
	2.2L	MT w/GKN Design	P	CV2032		CV2505	BK DX201	BK DX202
1986-85	2.2L	High Performance Citroen Design	D	CV2033		CV2509	BK DX212	BK DX214
	2.2L	High Performance Citroen Design	P	CV2032		CV2509	BK DX212	BK DX213
	2.2L	Turbo w/Citroen Design	D	CV2033		CV2509	BK DX212	BK DX214
	2.2L	Turbo w/Citroen Design	P	CV2033		CV2509	BK DX212	BK DX214
1986-84	1.6L, 2.2L	w/o Turbo or High Performance	D	CV2033		CV2505	BK DX201	BK DX203
	1.6L, 2.2L	w/o Turbo or High Performance	P	CV2032		CV2505	BK DX201	BK DX202
1983	1.6L, 2.2L	From 5/21/83 w/o Turbo High Performance	D	CV2033		CV2505	BK DX201	BK DX203
	1.6L, 2.2L	From 5/21/83 w/o Turbo High Performance	P	CV2032		CV2505	BK DX201	BK DX202
	1.6L, 2.2L	To 5/20/83	D	CV2020		CV2504	BK DX104	BK DX207
	1.6L, 2.2L	To 5/20/83	P	CV2019		CV2504	BK DX104	BK DX206
	1.7L	Splined Tulip	D	CV2023		CV2503	BK DX201	BK DX203
	1.7L	Splined Tulip	P	CV2024		CV2503	BK DX201	BK DX202
1983-81	1.7L	Bolt-on Tulip	D	CV2012		CV2503	BK DX201	BK DX205
	1.7L	Bolt-on Tulip	P	CV2011		CV2503	BK DX201	BK DX204
1982	2.2L	w/o retaining snap ring into the transmission	D	CV2014		CV2504	BK DX104	BK DX207
	2.2L	w/o retaining snap ring into the transmission	P	CV2019		CV2504	BK DX104	BK DX206
1982-81	1.7L	w/o retaining snap ring into the transmission	D	CV2018		CV2503	BK DX201	BK DX203
	1.7L	w/o retaining snap ring into the transmission	P	CV2017		CV2503	BK DX201	BK DX202
	1.7L	w/retaining snap ring into the transmission	D	CV2010		CV2503	BK DX201	BK DX203
	1.7L	w/retaining snap ring into the transmission	P	CV2009		CV2503	BK DX201	BK DX202
1981	2.2L	w/ retaining snap ring into the transmission	D	CV2014		CV2504	BK DX104	BK DX207
	2.2L	w/ retaining snap ring into the transmission	P	CV2013		CV2504	BK DX104	BK DX206
	2.2L	w/o retaining snap ring into the transmission	D	CV2020		CV2504	BK DX104	BK DX207
	2.2L	w/o retaining snap ring into the transmission	P	CV2019		CV2504	BK DX104	BK DX206
1980-79	1.7L	AT	D	CV2006		CV2502	BK DX201	BK DX203
	1.7L	AT	P	CV2005		CV2502	BK DX201	BK DX202
	1.7L	MT w/Bolt-on Tulip	D	CV2008		CV2502	BK DX201	BK DX205
	1.7L	MT w/Bolt-on Tulip	P	CV2007		CV2502	BK DX201	BK DX204
1978	1.7L	AT	D	CV2002		CV2501	BK DX201	BK DX203
	1.7L	AT	P	CV2001		CV2501	BK DX201	BK DX202
	1.7L	MT w/Bolt-on Tulip	D	CV2004		CV2501	BK DX201	BK DX205
	1.7L	MT w/Bolt-on Tulip	P	CV2003		CV2501	BK DX201	BK DX204
RAIDER								
1989	3.0L	AT	D	CV1617		CV1706	BK DX304	BK DX764
	3.0L	AT	P	CV1618		CV1706	BK DX304	BK DX764
	3.0L	MT	D	CV1615		CV1705	BK DX368A	BK DX306
	3.0L	MT	P	CV1616		CV1705	BK DX368A	BK DX306

DODGE (cont.)

Year Année Ano	Engine	Application Aplicacion	Side Coté Lado	Reman CV Shaft Cardan réusiné Cardanica resinada	CV Shaft w/New Outer Joint Cardan avec Joint Ext. Neuf	Reman Outer Joint & Boot Joint Ext. réusiné & Soufflet	Outer Boot Kit Ensemble Soufflet Extérieur Juegos de bota exterior	Inner Boot Kit Ensemble Soufflet Intérieur Juegos de bota Interior
DODGE (Cont'd)								
RAIDER (Cont'd)								
1989-87	2.6L		D	CV1617		CV1706	BK DX304	BK DX764
	2.6L		P	CV1618		CV1706	BK DX304	BK DX764
RAM 50								
1993-90	2.4L		D	CV1617		CV1706	BK DX304	BK DX764
	2.4L		P	CV1618		CV1706	BK DX304	BK DX764
1991-90	3.0L	AT	D	CV1617		CV1706	BK DX304	BK DX764
	3.0L	AT	P	CV1618		CV1706	BK DX304	BK DX764
	3.0L	MT	D	CV1615		CV1705	BK DX368A	BK DX306
	3.0L	MT	P	CV1616		CV1705	BK DX368A	BK DX306
1989-87	2.6L		D	CV1617		CV1706	BK DX304	BK DX764
	2.6L		P	CV1618		CV1706	BK DX304	BK DX764
1986-83	2.0L		D	CV1619		CV1703	BK DX368A	BK DX764
	2.0L		P	CV1620		CV1703	BK DX368A	BK DX764
	2.6L		D	CV1619		CV1703	BK DX368A	BK DX764
	2.6L		P	CV1620		CV1703	BK DX368A	BK DX764
1985-83	2.3L		D	CV1619		CV1703	BK DX368A	BK DX764
	2.3L		P	CV1620		CV1703	BK DX368A	BK DX764
RAMPAGE								
1984	2.2L	w/o Turbo or High Performance	D	CV2033		CV2505	BK DX201	BK DX203
	2.2L	w/o Turbo or High Performance	P	CV2032		CV2505	BK DX201	BK DX202
1983	2.2L	From 5/21/83 w/o Turbo High Performance	D	CV2033		CV2505	BK DX201	BK DX203
	2.2L	From 5/21/83 w/o Turbo High Performance	P	CV2032		CV2505	BK DX201	BK DX202
	2.2L	To 5/20/83	D	CV2020		CV2504	BK DX104	BK DX207
	2.2L	To 5/20/83	P	CV2019		CV2504	BK DX104	BK DX206
1982	2.2L	w/o retaining snap ring into the transmission	D	CV2020		CV2504	BK DX104	BK DX207
	2.2L	w/o retaining snap ring into the transmission	P	CV2013		CV2504	BK DX104	BK DX206
SHADOW								
1994-92	3.0L	w/ ABS w/GKN Design	D	CV2072		CV2514AX	BK DX523AB	BK DX404
	3.0L	w/ ABS w/GKN Design	P	CV2073		CV2514AX	BK DX523AB	BK DX404
	3.0L	w/ ABS w/Saginaw Design	D	CV2073		CV2520X	BK DX524	BK DX223
	3.0L	w/ ABS w/Saginaw Design	P	CV2073		CV2520X	BK DX524	BK DX223
	3.0L	w/o ABS w/GKN Design	D	CV2063		CV2514A	BK DX523AB	BK DX404
	3.0L	w/o ABS w/GKN Design	P	CV2064		CV2514A	BK DX523AB	BK DX404
	3.0L	w/o ABS w/Saginaw Design	D	CV2063		CV2520	BK DX524	BK DX223
	3.0L	w/o ABS w/Saginaw Design	P	CV2064		CV2520	BK DX524	BK DX223
1994-91	2.2L	MT w/o Turbo w/ ABS w/GKN Design	D	CV2072		CV2514AX	BK DX523AB	BK DX404
	2.2L	MT w/o Turbo w/ ABS w/GKN Design	P	CV2073		CV2514AX	BK DX523AB	BK DX404
	2.2L	MT w/o Turbo w/ ABS w/Saginaw Design	D	CV2073		CV2520X	BK DX524	BK DX223
	2.2L	MT w/o Turbo w/ ABS w/Saginaw Design	P	CV2073		CV2520X	BK DX524	BK DX223
	2.2L	MT w/o Turbo w/o ABS w/GKN Design	D	CV2063		CV2514A	BK DX523AB	BK DX404
	2.2L	MT w/o Turbo w/o ABS w/GKN Design	P	CV2064		CV2514A	BK DX523AB	BK DX404
	2.2L	MT w/o Turbo w/o ABS w/Saginaw Design	D	CV2063		CV2520	BK DX524	BK DX223
	2.2L	MT w/o Turbo w/o ABS w/Saginaw Design	P	CV2064		CV2520	BK DX524	BK DX223

DODGE (cont.)

Year Année Ano	Engine	Application Aplicacion	Side Coté Lado	Reman CV Shaft Cardan réusiné Cardanica resinada	CV Shaft w/New Outer Joint Cardan avec Joint Ext. Neuf	Reman Outer Joint & Boot Joint Ext. réusiné & Soufflet	Outer Boot Kit Ensemble Soufflet Extérieur Juegos de bota exterior	Inner Boot Kit Ensemble Soufflet Intérieur Juegos de bota Interior
DODGE (Cont'd)								
SHADOW (Cont'd)								
1994-91	2.2L, 2.5L	AT w/o Turbo w/ ABS w/Saginaw Design	D	CV2072		CV2520X	BK DX524	BK DX223
	2.2L, 2.5L	AT w/o Turbo w/ ABS w/Saginaw Design	P	CV2073		CV2520X	BK DX524	BK DX223
	2.2L, 2.5L	AT w/o Turbo w/o ABS w/ACI Design	D	CV2063		CV2523	BK DX245	BK DX404
	2.2L, 2.5L	AT w/o Turbo w/o ABS w/ACI Design	P	CV2064		CV2523	BK DX245	BK DX404
	2.2L, 2.5L	AT w/o Turbo w/o ABS w/GKN Design	D	CV2072		CV2514AX	BK DX523AB	BK DX404
	2.2L, 2.5L	AT w/o Turbo w/o ABS w/GKN Design	P	CV2073		CV2514AX	BK DX523AB	BK DX404
	2.2L, 2.5L	AT w/o Turbo w/o ABS w/Saginaw Design	D	CV2063		CV2513	BK DX523	BK DX242
	2.2L, 2.5L	AT w/o Turbo w/o ABS w/Saginaw Design	P	CV2064		CV2513	BK DX523	BK DX242
1992-91	2.5L	AT Turbo w/ ABS w/GKN Design	D	CV2072		CV2514AX	BK DX523AB	BK DX404
	2.5L	AT Turbo w/ ABS w/GKN Design	P	CV2073		CV2514AX	BK DX523AB	BK DX404
	2.5L	AT Turbo w/ ABS w/Saginaw Design	D	CV2072		CV2520X	BK DX524	BK DX223
	2.5L	AT Turbo w/ ABS w/Saginaw Design	P	CV2073		CV2520X	BK DX524	BK DX223
	2.5L	AT Turbo w/o ABS w/GKN Design	D	CV2063		CV2514A	BK DX523AB	BK DX404
	2.5L	AT Turbo w/o ABS w/GKN Design	P	CV2064		CV2514A	BK DX523AB	BK DX404
	2.5L	AT Turbo w/o ABS w/Saginaw Design	D	CV2063		CV2520	BK DX524	BK DX223
	2.5L	AT Turbo w/o ABS w/Saginaw Design	P	CV2064		CV2520	BK DX524	BK DX223
	2.5L	MT Turbo w/ ABS w/GKN Design	D	CV2072		CV2514AX	BK DX523AB	BK DX404
	2.5L	MT Turbo w/ ABS w/GKN Design	P	CV2072		CV2514AX	BK DX523AB	BK DX404
	2.5L	MT Turbo w/ ABS w/Saginaw Design	D	CV2072		CV2520X	BK DX524	BK DX223
	2.5L	MT Turbo w/ ABS w/Saginaw Design	P	CV2072		CV2520X	BK DX524	BK DX223
	2.5L	MT Turbo w/o ABS w/GKN Design	D	CV2063		CV2514A	BK DX523AB	BK DX404
	2.5L	MT Turbo w/o ABS w/GKN Design	P	CV2063		CV2514A	BK DX523AB	BK DX404
	2.5L	MT Turbo w/o ABS w/Saginaw Design	D	CV2063		CV2520	BK DX524	BK DX223
2.5L	MT Turbo w/o ABS w/Saginaw Design	P	CV2063		CV2520	BK DX524	BK DX223	
1990-89	2.2L, 2.5L	AT Turbo w/GKN Design	D	CV2063		CV2514	BK DX219	BK DX221
	2.2L, 2.5L	AT Turbo w/GKN Design	P	CV2064		CV2514	BK DX219	BK DX221
	2.2L, 2.5L	AT Turbo w/Saginaw Design	D	CV2063		CV2513	BK DX523	BK DX522
	2.2L, 2.5L	AT Turbo w/Saginaw Design	P	CV2064		CV2513	BK DX523	BK DX522
	2.2L, 2.5L	MT Turbo w/GKN Design	D	CV2063		CV2514	BK DX219	BK DX221
	2.2L, 2.5L	MT Turbo w/GKN Design	P	CV2065		CV2514	BK DX219	BK DX221
	2.2L, 2.5L	MT Turbo w/Saginaw Design	D	CV2063		CV2513	BK DX523	BK DX522
	2.2L, 2.5L	MT Turbo w/Saginaw Design	P	CV2065		CV2513	BK DX523	BK DX522
1990-88	2.5L	90mm dia Tulip GKN Design	D	CV2063		CV2514	BK DX219	BK DX220
	2.5L	90mm dia Tulip GKN Design	P	CV2064		CV2514	BK DX219	BK DX220
	2.5L	GKN Design Closed Tulip	D	CV2063		CV2514	BK DX219	BK DX221
	2.5L	GKN Design Closed Tulip	P	CV2064		CV2514	BK DX219	BK DX221
	2.5L	Saginaw Design	D	CV2063		CV2513	BK DX523	BK DX522
	2.5L	Saginaw Design	P	CV2064		CV2513	BK DX523	BK DX522
1990-87	2.2L	w/o Turbo w/ACI Design	D	CV2061		CV2507	BK DX209	BK DX210
	2.2L	w/o Turbo w/ACI Design	P	CV2062		CV2507	BK DX209	BK DX210
	2.2L	w/o Turbo w/Saginaw Design	D	CV2061		CV2513	BK DX523	BK DX522
	2.2L	w/o Turbo w/Saginaw Design	P	CV2062		CV2513	BK DX523	BK DX522
1988-87	2.2L	Turbo w/Citroen Design	D	CV2063		CV2509	BK DX212	BK DX214
	2.2L	Turbo w/Citroen Design	P	CV2065		CV2509	BK DX212	BK DX214
SPIRIT								
1995-91	2.5L	AT w/o Turbo w/ ABS w/GKN Design	D	CV2072		CV2514AX	BK DX523AB	BK DX404
	2.5L	AT w/o Turbo w/ ABS w/GKN Design	P	CV2073		CV2514AX	BK DX523AB	BK DX404

DODGE (cont.)

Year Année Ano	Engine	Application Aplicacion	Side Coté Lado	Reman CV Shaft Cardan réusiné Cardanica resinada	CV Shaft w/New Outer Joint Cardan avec Joint Ext. Neuf	Reman Outer Joint & Boot Joint Ext. réusiné & Soufflet	Outer Boot Kit Ensemble Soufflet Extérieur Juegos de bota exterior	Inner Boot Kit Ensemble Soufflet Intérieur Juegos de bota Interior	
DODGE (Cont'd)									
SPIRIT (Cont'd)									
1995-91	2.5L	AT w/o Turbo w/ ABS w/Saginaw Design	D	CV2072		CV2520X	BK DX524	BK DX223	
	2.5L	AT w/o Turbo w/ ABS w/Saginaw Design	P	CV2073		CV2520X	BK DX524	BK DX223	
	2.5L	AT w/o Turbo w/o ABS w/ACI Design	D	CV2063		CV2523	BK DX245	BK DX404	
	2.5L	AT w/o Turbo w/o ABS w/ACI Design	P	CV2064		CV2523	BK DX245	BK DX404	
	2.5L	AT w/o Turbo w/o ABS w/Saginaw Design	D	CV2063		CV2513	BK DX523	BK DX242	
	2.5L	AT w/o Turbo w/o ABS w/Saginaw Design	P	CV2064		CV2513	BK DX523	BK DX242	
	2.5L	MT w/o Turbo w/ ABS w/GKN Design	D	CV2072		CV2514AX	BK DX523AB	BK DX404	
	2.5L	MT w/o Turbo w/ ABS w/GKN Design	P	CV2073		CV2514AX	BK DX523AB	BK DX404	
	2.5L	MT w/o Turbo w/ ABS w/Saginaw Design	D	CV2072		CV2520X	BK DX524	BK DX223	
	2.5L	MT w/o Turbo w/ ABS w/Saginaw Design	P	CV2073		CV2520X	BK DX524	BK DX223	
	2.5L	MT w/o Turbo w/o ABS w/GKN Design	D	CV2063		CV2514A	BK DX523AB	BK DX404	
	2.5L	MT w/o Turbo w/o ABS w/GKN Design	P	CV2064		CV2514A	BK DX523AB	BK DX404	
	2.5L	MT w/o Turbo w/o ABS w/Saginaw Design	D	CV2063		CV2520	BK DX524	BK DX223	
	2.5L	MT w/o Turbo w/o ABS w/Saginaw Design	P	CV2064		CV2520	BK DX524	BK DX223	
	3.0L	w/ ABS w/GKN Design	D	CV2072		CV2514AX	BK DX523AB	BK DX404	
	3.0L	w/ ABS w/GKN Design	P	CV2073		CV2514AX	BK DX523AB	BK DX404	
	3.0L	w/ ABS w/Saginaw Design	D	CV2072		CV2520X	BK DX524	BK DX223	
	3.0L	w/ ABS w/Saginaw Design	P	CV2073		CV2520X	BK DX524	BK DX223	
	3.0L	w/o ABS w/GKN Design	D	CV2063		CV2514A	BK DX523AB	BK DX404	
	3.0L	w/o ABS w/GKN Design	P	CV2064		CV2514A	BK DX523AB	BK DX404	
	3.0L	w/o ABS w/Saginaw Design	D	CV2063		CV2520	BK DX524	BK DX223	
	3.0L	w/o ABS w/Saginaw Design	P	CV2064		CV2520	BK DX524	BK DX223	
	1992-91	2.2L	16 Valve Turbo w/ ABS	D	CV2072		CV2520X	BK DX524	BK DX223
		2.2L	16 Valve Turbo w/ ABS	P	CV2072		CV2514AX	BK DX523AB	BK DX404
		2.2L	16 Valve Turbo w/o ABS	D	CV2063		CV2520	BK DX524	BK DX223
		2.2L	16 Valve Turbo w/o ABS	P	CV2063		CV2514A	BK DX523AB	BK DX404
		2.5L	AT Turbo w/ ABS w/GKN Design	D	CV2072		CV2514AX	BK DX523AB	BK DX404
		2.5L	AT Turbo w/ ABS w/GKN Design	P	CV2073		CV2514AX	BK DX523AB	BK DX404
		2.5L	AT Turbo w/ ABS w/Saginaw Design	D	CV2072		CV2520X	BK DX524	BK DX223
		2.5L	AT Turbo w/ ABS w/Saginaw Design	P	CV2073		CV2520X	BK DX524	BK DX223
2.5L		AT Turbo w/o ABS w/GKN Design	D	CV2063		CV2514A	BK DX523AB	BK DX404	
2.5L		AT Turbo w/o ABS w/GKN Design	P	CV2064		CV2514A	BK DX523AB	BK DX404	
2.5L		AT Turbo w/o ABS w/Saginaw Design	D	CV2063		CV2520	BK DX524	BK DX223	
2.5L		AT Turbo w/o ABS w/Saginaw Design	P	CV2064		CV2520	BK DX524	BK DX223	
2.5L		MT Turbo w/ ABS w/GKN Design	D	CV2072		CV2514AX	BK DX523AB	BK DX404	
2.5L		MT Turbo w/ ABS w/GKN Design	P	CV2072		CV2514AX	BK DX523AB	BK DX404	
2.5L		MT Turbo w/ ABS w/Saginaw Design	D	CV2072		CV2520X	BK DX524	BK DX223	
2.5L		MT Turbo w/ ABS w/Saginaw Design	P	CV2072		CV2520X	BK DX524	BK DX223	
2.5L		MT Turbo w/o ABS w/GKN Design	D	CV2063		CV2514A	BK DX523AB	BK DX404	
2.5L		MT Turbo w/o ABS w/GKN Design	P	CV2063		CV2514A	BK DX523AB	BK DX404	
2.5L		MT Turbo w/o ABS w/Saginaw Design	D	CV2063		CV2520	BK DX524	BK DX223	
2.5L		MT Turbo w/o ABS w/Saginaw Design	P	CV2063		CV2520	BK DX524	BK DX223	
1990-89		2.5L	AT Turbo w/GKN Design	D	CV2063		CV2514	BK DX219	BK DX221

DODGE (cont.)

Year Année Ano	Engine	Application Aplicacion	Side Coté Lado	Reman CV Shaft Cardan réusiné Cardanica resinada	CV Shaft w/New Outer Joint Cardan avec Joint Ext. Neuf	Reman Outer Joint & Boot Joint Ext. réusiné & Soufflet	Outer Boot Kit Ensemble Soufflet Extérieur Juegos de bota exterior	Inner Boot Kit Ensemble Soufflet Intérieur Juegos de bota Interior	
DODGE (Cont'd)									
SPIRIT (Cont'd)									
1990-89	2.5L	AT Turbo w/GKN Design	P	CV2064		CV2514	BK DX219	BK DX221	
	2.5L	AT Turbo w/Saginaw Design	D	CV2063		CV2513	BK DX523	BK DX522	
	2.5L	AT Turbo w/Saginaw Design	P	CV2064		CV2513	BK DX523	BK DX522	
	2.5L	MT Turbo w/GKN Design	D	CV2063		CV2514	BK DX219	BK DX221	
	2.5L	MT Turbo w/GKN Design	P	CV2065		CV2514	BK DX219	BK DX221	
	2.5L	MT Turbo w/Saginaw Design	D	CV2063		CV2513	BK DX523	BK DX522	
	2.5L	MT Turbo w/Saginaw Design	P	CV2065		CV2513	BK DX523	BK DX522	
	2.5L	w/o Turbo w/GKN Design 90mm dia Tulip	D	CV2063		CV2514	BK DX219	BK DX220	
	2.5L	w/o Turbo w/GKN Design 90mm dia Tulip	P	CV2064		CV2514	BK DX219	BK DX220	
	2.5L	w/o Turbo w/GKN Design Closed Tulip	D	CV2063		CV2514	BK DX219	BK DX221	
	2.5L	w/o Turbo w/GKN Design Closed Tulip	P	CV2064		CV2514	BK DX219	BK DX221	
	2.5L	w/o Turbo w/Saginaw Design	D	CV2063		CV2513	BK DX523	BK DX522	
	2.5L	w/o Turbo w/Saginaw Design	P	CV2064		CV2513	BK DX523	BK DX522	
	3.0L	AT w/GKN Design Closed Tulip	D	CV2063		CV2514	BK DX219	BK DX221	
	3.0L	AT w/GKN Design Closed Tulip	P	CV2064		CV2514	BK DX219	BK DX221	
	3.0L	AT w/Saginaw Design	D	CV2063		CV2513	BK DX523	BK DX522	
3.0L	AT w/Saginaw Design	P	CV2064		CV2513	BK DX523	BK DX522		
STEALTH									
1996-93	3.0L	AWD	D	CV2178		CV1730	BK DX198B	BK DX773	
	3.0L	AWD	P	CV2179		CV1730	BK DX198B	BK DX773	
	3.0L	FWD DOHC AT	D	CV2153		CV1730	BK DX198	BK DX773	
	3.0L	FWD DOHC AT	P	CV2173		CV1730	BK DX198	BK DX773	
	3.0L	FWD DOHC MT	D	CV2153		CV1730	BK DX198	BK DX773	
	3.0L	FWD DOHC MT	P	CV2174		CV1730	BK DX198	BK DX773	
	3.0L	FWD SOHC AT w/ ABS	D	CV2201		CV1729X	BK DX198	BK DX772	
	3.0L	FWD SOHC AT w/ ABS	P	CV2205		CV1729X	BK DX198	BK DX772	
	3.0L	FWD SOHC AT w/o ABS	D	CV2150		CV1729	BK DX198	BK DX772	
	3.0L	FWD SOHC AT w/o ABS	P	CV2176		CV1729	BK DX198	BK DX772	
	3.0L	FWD SOHC MT w/ ABS	D	CV2201		CV1729X	BK DX198	BK DX772	
	3.0L	FWD SOHC MT w/ ABS	P	CV2206		CV1729X	BK DX198	BK DX772	
	3.0L	FWD SOHC MT w/o ABS	D	CV2150		CV1729	BK DX198	BK DX772	
	3.0L	FWD SOHC MT w/o ABS	P	CV2177		CV1729	BK DX198	BK DX772	
	1992-91	3.0L	AWD	D	CV2156		CV1725X	BK DX196	BK DX773
		3.0L	AWD	P	CV2157		CV1725X	BK DX196	BK DX773
3.0L		FWD DOHC AT	D	CV2153		CV1726	BK DX196	BK DX773	
3.0L		FWD DOHC AT	P	CV2154		CV1726	BK DX196	BK DX773	
3.0L		FWD DOHC MT	D	CV2153		CV1726	BK DX196	BK DX773	
3.0L		FWD DOHC MT	P	CV2155		CV1726	BK DX196	BK DX773	
3.0L		FWD SOHC AT w/ ABS	D	CV2201		CV1725X	BK DX368	BK DX772	
3.0L		FWD SOHC AT w/ ABS	P	CV2202		CV1725X	BK DX368	BK DX772	
3.0L		FWD SOHC AT w/o ABS	D	CV2150		CV1725	BK DX368	BK DX772	
3.0L		FWD SOHC AT w/o ABS	P	CV2151		CV1725	BK DX368	BK DX772	
3.0L		FWD SOHC MT w/ ABS	D	CV2201		CV1725X	BK DX368	BK DX772	
3.0L		FWD SOHC MT w/ ABS	P	CV2203		CV1725X	BK DX368	BK DX772	
3.0L		FWD SOHC MT w/o ABS	D	CV2150		CV1725	BK DX368	BK DX772	
3.0L		FWD SOHC MT w/o ABS	P	CV2152		CV1725	BK DX368	BK DX772	
STRATUS									
2002	2.4L	Sedan w/ ABS Ring	D	CV2283					

DODGE (cont.)

Year Année Ano	Engine	Application Applicacion	Side Coté Lado	Reman CV Shaft Cardan réusiné Cardanica resinada	CV Shaft w/New Outer Joint Cardan avec Joint Ext. Neuf	Reman Outer Joint & Boot Joint Ext. réusiné & Soufflet	Outer Boot Kit Ensemble Soufflet Extérieur Juegos de bota exterior	Inner Boot Kit Ensemble Soufflet Intérieur Juegos de bota Interior
DODGE (Cont'd)								
STRATUS (Cont'd)								
2002	2.4L	Sedan w/ ABS Ring	P	CV2284				
	2.4L	Sedan w/o ABS Ring	D	CV2304				
	2.4L	Sedan w/o ABS Ring	P	CV2305				
	2.7L	Sedan w/ ABS Ring	D	CV2283				
	2.7L	Sedan w/ ABS Ring	P	CV2282				
	2.7L	Sedan w/o ABS Ring	D	CV2304				
	2.7L	Sedan w/o ABS Ring	P	CV2303				
2002-01	2.4L	Coupe AT w/ ABS	D	CV2287				
	2.4L	Coupe AT w/ ABS	P	CV2288				
	2.4L	Coupe AT w/o ABS	D	CV2285				
	2.4L	Coupe AT w/o ABS	P	CV2286				
	2.4L	Coupe MT w/ ABS	D	CV2291				
	2.4L	Coupe MT w/ ABS	P	CV2292				
	2.4L	Coupe MT w/o ABS	D	CV2289				
	2.4L	Coupe MT w/o ABS	P	CV2290				
	3.0L	Coupe w/ ABS	D	CV2295				
	3.0L	Coupe w/ ABS	P	CV2296				
	3.0L	Coupe w/o ABS	D	CV2293				
	3.0L	Coupe w/o ABS	P	CV2294				
2001	2.4L	Sedan w/ ABS Ring	D	CV2280				
	2.4L	Sedan w/ ABS Ring	P	CV2281				
	2.4L	Sedan w/o ABS Ring	D	CV2278				
	2.4L	Sedan w/o ABS Ring	P	CV2279				
	2.7L	Sedan w/ ABS Ring	D	CV2280				
	2.7L	Sedan w/ ABS Ring	P	CV2282				
	2.7L	Sedan w/o ABS Ring	D	CV2278				
	2.7L	Sedan w/o ABS Ring	P	CV2303				
2000	2.0L	w/ ABS	D	CV2280				
	2.0L	w/ ABS	P	CV2281				
	2.0L	w/o ABS	D	CV2278				
	2.0L	w/o ABS	P	CV2279				
	2.4L	w/ ABS	D	CV2280				
	2.4L	w/ ABS	P	CV2281				
	2.4L	w/o ABS	D	CV2278				
	2.4L	w/o ABS	P	CV2279				
	2.5L	w/ ABS	D	CV2280				
	2.5L	w/ ABS	P	CV2281				
	2.5L	w/o ABS	D	CV2278				
	2.5L	w/o ABS	P	CV2279				
1999-98	2.0L	w/ ABS	D	CV2243			BK DX524	BK DX241
	2.0L	w/ ABS	P	CV2244			BK DX524	BK DX241
	2.4L	w/ ABS	D	CV2243			BK DX524	BK DX241
	2.4L	w/ ABS	P	CV2244			BK DX524	BK DX241
	2.5L	w/ ABS	D	CV2243			BK DX524	BK DX241
	2.5L	w/ ABS	P	CV2244			BK DX524	BK DX241
1999-95	2.0L	w/o ABS	D	CV2167		CV2534	BK DX524	BK DX241
	2.0L	w/o ABS	P	CV2168		CV2534	BK DX524	BK DX241
	2.4L	w/o ABS	D	CV2167		CV2534	BK DX524	BK DX241
	2.4L	w/o ABS	P	CV2168		CV2534	BK DX524	BK DX241
	2.5L	w/o ABS	D	CV2167		CV2534	BK DX524	BK DX241

DODGE (cont.)

Year Année Ano	Engine	Application Aplicacion	Side Coté Lado	Reman CV Shaft Cardan réusiné Cardanica resinada	CV Shaft w/New Outer Joint Cardan avec Joint Ext. Neuf	Reman Outer Joint & Boot Joint Ext. réusiné & Soufflet	Outer Boot Kit Ensemble Soufflet Extérieur Juegos de bota exterior	Inner Boot Kit Ensemble Soufflet Intérieur Juegos de bota Interior
DODGE (Cont'd)								
STRATUS								
1999-95	2.5L	w/o ABS	P	CV2168		CV2534	BK DX524	BK DX241
1997-95	2.0L	w/ ABS	D	CV2169		CV2534X	BK DX524	BK DX241
	2.0L	w/ ABS	P	CV2170		CV2534X	BK DX524	BK DX241
	2.4L	w/ ABS	D	CV2169		CV2534X	BK DX524	BK DX241
	2.4L	w/ ABS	P	CV2170		CV2534X	BK DX524	BK DX241
	2.5L	w/ ABS	D	CV2169		CV2534X	BK DX524	BK DX241
	2.5L	w/ ABS	P	CV2170		CV2534X	BK DX524	BK DX241
EAGLE								
2000 GTX								
1993-91	2.0L	AWD AT	D	CV2109	CVX2109	CV2522	BK DX307	BK DX768
	2.0L	AWD AT	P	CV2094	CVX2094	CV2522	BK DX307	BK DX768
	2.0L	AWD MT	D	CV2109	CVX2109	CV2522	BK DX307	BK DX768
	2.0L	AWD MT	P	CV2094	CVX2094	CV2522	BK DX307	BK DX768
	2.0L	FWD DOHC	D	CV2093	CVX2093	CV2519	BK DX308	BK DX772
	2.0L	FWD DOHC	P	CV2094	CVX2094	CV2519	BK DX308	BK DX772
	2.0L	FWD SOHC	D	CV2093	CVX2093	CV1710	BK DX307	BK DX218
	2.0L	FWD SOHC	P	CV2094	CVX2094	CV1710	BK DX307	BK DX218
MEDALLION								
1989-88	2.2L		D	CV6410		CV6510	BK DX701	BK DX652
	2.2L		P	CV6410		CV6510	BK DX701	BK DX652
PREMIER								
1992-88	3.0L	w/ ABS	D	CV1011		CV6511X	BK DX405	BK DX404
	3.0L	w/ ABS	P	CV1012		CV6511X	BK DX405	BK DX404
	3.0L	w/o ABS	D	CV1009		CV6511	BK DX405	BK DX404
	3.0L	w/o ABS	P	CV1010		CV6511	BK DX405	BK DX404
1989-88	2.5L	AT	D	CV1007		CV6511	BK DX405	BK DX404
	2.5L	AT	P	CV1008		CV6511	BK DX405	BK DX404
	2.5L	MT	D	CV1005		CV6511	BK DX405	BK DX404
	2.5L	MT	P	CV1006		CV6511	BK DX405	BK DX404
SUMMIT								
1996-93	1.5L		D	CV2127		CV2529	BK DX544AB	BK DX762
	1.5L		P	CV2128		CV2529	BK DX544AB	BK DX762
	1.8L	w/ ABS exc. Wagon	D	CV2131		CV2530X	BK DX365	BK DX762
	1.8L	w/ ABS exc. Wagon	P	CV2132		CV2530X	BK DX365	BK DX762
	1.8L	w/o ABS exc. Wagon	D	CV2129		CV2530	BK DX365	BK DX762
	1.8L	w/o ABS exc. Wagon	P	CV2130		CV2530	BK DX365	BK DX762
1996-92	2.4L	AWD Wagon	D	CV2143		CV1724	BK DX188	BK DX195
	2.4L	AWD Wagon	P	CV2144		CV1724	BK DX188	BK DX195
	2.4L	FWD Wagon AT	D	CV2135		CV1722	BK DX190	BK DX772
	2.4L	FWD Wagon AT	P	CV2136		CV1722	BK DX190	BK DX772
	2.4L	FWD Wagon MT	D	CV2137		CV1731	BK DX190AB	BK DX772
	2.4L	FWD Wagon MT	P	CV2138		CV1731	BK DX190AB	BK DX772
1995-93	1.8L	AWD Wagon	D	CV2141		CV1723	BK DX188	BK DX762
	1.8L	AWD Wagon	P	CV2142		CV1723	BK DX188	BK DX762
	1.8L	FWD Wagon	D	CV2133		CV1721	BK DX188	BK DX218
	1.8L	FWD Wagon	P	CV2134		CV1721	BK DX188	BK DX218
1992	1.8L	AWD Wagon	D	CV2145		CV1723	BK DX188	BK DX762
	1.8L	AWD Wagon	P	CV2146		CV1723	BK DX188	BK DX762
	1.8L	FWD Wagon	D	CV2139		CV1721	BK DX188	BK DX218
	1.8L	FWD Wagon	P	CV2140		CV1721	BK DX188	BK DX218

EAGLE (cont.)

Year Année Ano	Engine	Application Aplicacion	Side Coté Lado	Reman CV Shaft Cardan réusiné Cardanica resinada	CV Shaft w/New Outer Joint Cardan avec Joint Ext. Neuf	Reman Outer Joint & Boot Joint Ext. réusiné & Soufflet	Outer Boot Kit Ensemble Soufflet Extérieur Juegos de bota exterior	Inner Boot Kit Ensemble Soufflet Intérieur Juegos de bota Interior
EAGLE (Cont'd)								
SUMMIT (Cont'd)								
1992-89	1.5L		D	CV2089		CV2512	BK DX373A	BK DX762
	1.5L		P	CV2090		CV2512	BK DX373A	BK DX762
1990-89	1.6L	AT	D	CV2097		CV2515	BK DX217	BK DX768
	1.6L	AT	P	CV2098		CV2515	BK DX217	BK DX218
	1.6L	MT	D	CV2118		CV2515	BK DX217	BK DX218
	1.6L	MT	P	CV2119		CV2515	BK DX217	BK DX218
TALON								
1998-95	2.0L	AWD AT w/ ABS	D	CV2196		CV1732X	BK DX188	BK DX762
	2.0L	AWD AT w/ ABS	P	CV2197		CV1732X	BK DX188	BK DX762
	2.0L	AWD AT w/o ABS	D	CV2193		CV1732	BK DX188	BK DX762
	2.0L	AWD AT w/o ABS	P	CV2194		CV1732	BK DX188	BK DX762
	2.0L	AWD MT w/ ABS	D	CV2196		CV1732X	BK DX188	BK DX762
	2.0L	AWD MT w/ ABS	P	CV2198		CV1732X	BK DX188	BK DX762
	2.0L	AWD MT w/o ABS	D	CV2193		CV1732	BK DX188	BK DX762
	2.0L	AWD MT w/o ABS	P	CV2195		CV1732	BK DX188	BK DX762
	2.0L	FWD AT w/ Turbo w/ ABS	D	CV2189		CV1722X	BK DX190	BK DX772
	2.0L	FWD AT w/ Turbo w/ ABS	P	CV2190		CV1722X	BK DX190	BK DX772
	2.0L	FWD AT w/ Turbo w/o ABS	D	CV2185		CV1722	BK DX190	BK DX772
	2.0L	FWD AT w/ Turbo w/o ABS	P	CV2186		CV1722	BK DX190	BK DX772
	2.0L	FWD AT w/o Turbo w/ ABS	D	CV2215		CV1733X	BK DX191	BK DX768
	2.0L	FWD AT w/o Turbo w/ ABS	P	CV2210		CV1733X	BK DX191	BK DX768
	2.0L	FWD AT w/o Turbo w/o ABS	D	CV2213		CV1733	BK DX191	BK DX768
	2.0L	FWD AT w/o Turbo w/o ABS	P	CV2208		CV1733	BK DX191	BK DX768
	2.0L	FWD MT w/ Turbo w/ ABS	D	CV2191		CV1722X	BK DX190	BK DX772
	2.0L	FWD MT w/ Turbo w/ ABS	P	CV2192		CV1722X	BK DX190	BK DX772
	2.0L	FWD MT w/ Turbo w/o ABS	D	CV2187		CV1722	BK DX190	BK DX772
	2.0L	FWD MT w/ Turbo w/o ABS	P	CV2188		CV1722	BK DX190	BK DX772
	2.0L	FWD MT w/o Turbo w/ ABS	D	CV2215		CV1722X	BK DX190	BK DX772
	2.0L	FWD MT w/o Turbo w/ ABS	P	CV2210		CV1733X	BK DX191	BK DX768
	2.0L	FWD MT w/o Turbo w/o ABS	D	CV2213		CV1722	BK DX190	BK DX772
	2.0L	FWD MT w/o Turbo w/o ABS	P	CV2208		CV1733	BK DX191	BK DX768
1994-93	1.8L	AWD	D	CV2109	CVX2109	CV2522	BK DX307	BK DX768
	1.8L	AWD	P	CV2094	CVX2094	CV2522	BK DX307	BK DX768
	1.8L, 2.0L	FWD w/o Turbo	D	CV2093	CVX2093	CV2519	BK DX308	BK DX772
	1.8L, 2.0L	FWD w/o Turbo	P	CV2094	CVX2094	CV2519	BK DX308	BK DX772
	2.0L	FWD AT w/ Turbo	D	CV2263		CV2519	BK DX308	BK DX772
	2.0L	FWD AT w/ Turbo	P	CV2264		CV2519	BK DX308	BK DX772
	2.0L	FWD MT w/ Turbo	D	CV2199		CV2519	BK DX308	BK DX772
	2.0L	FWD MT w/ Turbo	P	CV2200		CV2519	BK DX308	BK DX772
1994-90	2.0L	AWD	D	CV2109	CVX2109	CV2522	BK DX307	BK DX768
	2.0L	AWD	P	CV2094	CVX2094	CV2522	BK DX307	BK DX768
1992-90	2.0L	FWD	D	CV2093	CVX2093	CV2519	BK DX308	BK DX772
	2.0L	FWD	P	CV2094	CVX2094	CV2519	BK DX308	BK DX772
VISION								
1997-96	3.3L	w/ ABS	D	CV2224		CV2539X	BK DX524	BK DX241
	3.3L	w/ ABS	P	CV2225		CV2539X	BK DX524	BK DX241
	3.3L	w/o ABS	D	CV2222		CV2539	BK DX524	BK DX241
	3.3L	w/o ABS	P	CV2223		CV2539	BK DX524	BK DX241
	3.5L	w/ ABS	D	CV2224		CV2539X	BK DX524	BK DX241
	3.5L	w/ ABS	P	CV2225		CV2539X	BK DX524	BK DX241

EAGLE (cont.)

Year Année Ano	Engine	Application Aplicacion	Side Coté Lado	Reman CV Shaft Cardan réusiné Cardanica resinada	CV Shaft w/New Outer Joint Cardan avec Joint Ext. Neuf	Reman Outer Joint & Boot Joint Ext. réusiné & Soufflet	Outer Boot Kit Ensemble Soufflet Extérieur Juegos de bota exterior	Inner Boot Kit Ensemble Soufflet Intérieur Juegos de bota Interior
EAGLE (Cont'd)								
VISION (Cont'd)								
1997-96	3.5L	w/o ABS	D	CV2222		CV2539	BK DX524	BK DX241
	3.5L	w/o ABS	P	CV2223		CV2539	BK DX524	BK DX241
1995-93	3.3L	w/ ABS	D	CV2125		CV2526X	BK DX524	BK DX241
	3.3L	w/ ABS	P	CV2126		CV2526X	BK DX524	BK DX241
	3.3L	w/o ABS	D	CV2123		CV2526	BK DX524	BK DX241
	3.3L	w/o ABS	P	CV2124		CV2526	BK DX524	BK DX241
	3.5L	w/ ABS	D	CV2125		CV2526X	BK DX524	BK DX241
	3.5L	w/ ABS	P	CV2126		CV2526X	BK DX524	BK DX241
	3.5L	w/o ABS	D	CV2123		CV2526	BK DX524	BK DX241
	3.5L	w/o ABS	P	CV2124		CV2526	BK DX524	BK DX241
VISTA								
1992-89	1.5L	w/o Turbo exc. Wagon	D	CV2075		CV2512	BK DX373A	BK DX762
	1.5L	w/o Turbo exc. Wagon	P	CV2076		CV2512	BK DX373A	BK DX762
1991-89	1.5L	Front Shafts AWD Wagon	D	CV2080		CV1708	BK DX368	BK DX764
	1.5L	Front Shafts AWD Wagon	P	CV2081		CV1708	BK DX368	BK DX764
	1.5L	FWD Wagon	D	CV2082		CV2515	BK DX217	BK DX768
	1.5L	FWD Wagon	P	CV2083		CV2515	BK DX217	BK DX218
	1.5L	Rear Shafts AWD Wagon	D	CV2158		CV1728	BK DX373	BK DX762
	1.5L	Rear Shafts AWD Wagon	P	CV2158		CV1728	BK DX373	BK DX762
	2.0L	Front Shafts AWD Wagon	D	CV2080		CV1708	BK DX368	BK DX764
	2.0L	Front Shafts AWD Wagon	P	CV2081		CV1708	BK DX368	BK DX764
	2.0L	FWD Wagon	D	CV2082		CV2515	BK DX217	BK DX768
	2.0L	FWD Wagon	P	CV2083		CV2515	BK DX217	BK DX218
	2.0L	Rear Shafts AWD Wagon	D	CV2158		CV1728	BK DX373	BK DX762
	2.0L	Rear Shafts AWD Wagon	P	CV2158		CV1728	BK DX373	BK DX762
	2.0L	w/o Turbo exc. Wagon	D	CV2075		CV2512	BK DX373A	BK DX762
	2.0L	w/o Turbo exc. Wagon	P	CV2076		CV2512	BK DX373A	BK DX762
1990-89	1.6L	Front Shafts AWD Wagon	D	CV2080		CV1708	BK DX368	BK DX764
	1.6L	Front Shafts AWD Wagon	P	CV2081		CV1708	BK DX368	BK DX764
	1.6L	FWD Wagon	D	CV2082		CV2515	BK DX217	BK DX768
	1.6L	FWD Wagon	P	CV2083		CV2515	BK DX217	BK DX218
	1.6L	Rear Shafts AWD Wagon	D	CV2158		CV1728	BK DX373	BK DX762
	1.6L	Rear Shafts AWD Wagon	P	CV2158		CV1728	BK DX373	BK DX762
	1.6L	w/o Turbo exc. Wagon	D	CV2075		CV2512	BK DX373A	BK DX762
	1.6L	w/o Turbo exc. Wagon	P	CV2076		CV2512	BK DX373A	BK DX762
FORD								
AEROSTAR								
1997-92	3.0L	Front Shafts	D	CV4071	CVX4071	CV4522	BK DX405	BK DX402
	3.0L	Front Shafts	P	CV4071	CVX4071	CV4522	BK DX405	BK DX402
	4.0L	Front Shafts	D	CV4071	CVX4071	CV4522	BK DX405	BK DX402
	4.0L	Front Shafts	P	CV4071	CVX4071	CV4522	BK DX405	BK DX402
1991	3.0L, 4.0L	From 4/91 Front Shafts	D	CV4071	CVX4071	CV4522	BK DX405	BK DX402
	3.0L, 4.0L	From 4/91 Front Shafts	P	CV4071	CVX4071	CV4522	BK DX405	BK DX402
	3.0L, 4.0L	To 3/91 Front Shafts	D	CV4070	CVX4070	CV4522	BK DX405	
	3.0L, 4.0L	To 3/91 Front Shafts	P	CV4070	CVX4070	CV4522	BK DX405	
1990	3.0L	Front Shafts	D	CV4070	CVX4070	CV4522	BK DX405	
	3.0L	Front Shafts	P	CV4070	CVX4070	CV4522	BK DX405	
	4.0L	Front Shafts	D	CV4070	CVX4070	CV4522	BK DX405	
	4.0L	Front Shafts	P	CV4070	CVX4070	CV4522	BK DX405	

FORD (cont.)

Year Année Ano	Engine	Application Aplicacion	Side Coté Lado	Reman CV Shaft Cardan réusiné Cardanica resinada	CV Shaft w/New Outer Joint Cardan avec Joint Ext. Neuf	Reman Outer Joint & Boot Joint Ext. réusiné & Soufflet	Outer Boot Kit Ensemble Soufflet Extérieur Juegos de bota exterior	Inner Boot Kit Ensemble Soufflet Intérieur Juegos de bota Interior
FORD (Cont'd)								
ASPIRE								
1997-94	1.3L	AT w/ ABS	D	CV4098		CV4532X	BK DX380	BK DX767
	1.3L	AT w/ ABS	P	CV4099		CV4532X	BK DX380	BK DX767
	1.3L	AT w/o ABS	D	CV4096		CV4532	BK DX380	BK DX767
	1.3L	AT w/o ABS	P	CV4097		CV4532	BK DX380	BK DX767
	1.3L	MT w/ ABS	D	CV4102		CV4534X	BK DX309	BK DX767
	1.3L	MT w/ ABS	P	CV4103		CV4534X	BK DX309	BK DX767
	1.3L	MT w/o ABS	D	CV4100		CV4534	BK DX309	BK DX767
	1.3L	MT w/o ABS	P	CV4101		CV4534	BK DX309	BK DX767
BRONCO II								
1990	2.9L	2WD AT Rear Propelling Shaft	S	CV4072			BK DX106	BK DX106
	2.9L	2WD MT Rear Propelling Shaft	S	CV4073			BK DX106	BK DX106
1990-88	2.9L	4WD AT Rear Propelling Shaft	S	CV4074			BK DX106	BK DX106
	2.9L	4WD MT 4 Spd. Rear Propelling Shaft	S	CV4075			BK DX106	BK DX106
	2.9L	4WD MT 5 Spd. Rear Propelling Shaft	S	CV4074			BK DX106	BK DX106
1989	2.9L	From 6/89 2WD AT Rear Propelling Shaft	S	CV4072			BK DX106	BK DX106
	2.9L	From 6/89 2WD MT Rear Propelling Shaft	S	CV4073			BK DX106	BK DX106
	2.9L	To 5/89 2WD AT Rear Propelling Shaft	S	CV4074			BK DX106	BK DX106
	2.9L	To 5/89 2WD MT Rear Propelling Shaft	S	CV4075			BK DX106	BK DX106
1988-86	2.9L	2WD AT Rear Propelling Shaft	S	CV4074			BK DX106	BK DX106
	2.9L	2WD MT Rear Propelling Shaft	S	CV4075			BK DX106	BK DX106
1985-84	2.8L	2WD AT Rear Propelling Shaft	S	CV4074			BK DX106	BK DX106
	2.8L	2WD MT Rear Propelling Shaft	S	CV4075			BK DX106	BK DX106
CONTOUR								
2000-95	2.0L	AT w/ ABS	D	CV4120	CVX4120	CV4539X	BK DX427	BK DX423
	2.0L	AT w/ ABS	P	CV4121	CVX4121	CV4539X	BK DX427	BK DX423
	2.0L	AT w/o ABS	D	CV4118	CVX4118	CV4539	BK DX427	BK DX423
	2.0L	AT w/o ABS	P	CV4119	CVX4119	CV4539	BK DX427	BK DX423
	2.0L	MT w/ ABS	D	CV4124		CV4539X	BK DX427	BK DX423
	2.0L	MT w/ ABS	P	CV4121		CV4539X	BK DX427	BK DX423
	2.0L	MT w/o ABS	D	CV4122		CV4539	BK DX427	BK DX423
	2.0L	MT w/o ABS	P	CV4119		CV4539	BK DX427	BK DX423
	2.5L	AT w/ ABS	D	CV4128		CV4540X	BK DX422	BK DX424
	2.5L	AT w/ ABS	P	CV4129		CV4540X	BK DX422	BK DX424
	2.5L	AT w/o ABS	D	CV4118		CV4540	BK DX422	BK DX424
	2.5L	AT w/o ABS	P	CV4119		CV4540	BK DX422	BK DX424
	2.5L	MT w/ ABS	D	CV4132		CV4540X	BK DX422	BK DX424
	2.5L	MT w/ ABS	P	CV4129		CV4540X	BK DX422	BK DX424
	2.5L	MT w/o ABS	D	CV4122		CV4540	BK DX422	BK DX424
	2.5L	MT w/o ABS	P	CV4119		CV4540	BK DX422	BK DX424
	ESCAPE							
2002-01	2.0L	w/ ABS	D	CV4175				
	2.0L	w/ ABS	P	CV4176				
	2.0L	w/o ABS	D	CV4191				
	2.0L	w/o ABS	P	CV4192				
	3.0L	w/ ABS	D	CV4179				
	3.0L	w/ ABS	P	CV4180				
	3.0L	w/o ABS	D	CV4177				
	3.0L	w/o ABS	P	CV4178				

Year Année Ano	Engine	Application Aplicacion	Side Coté Lado	Reman CV Shaft Cardan réusiné Cardanica resinada	CV Shaft w/New Outer Joint Cardan avec Joint Ext. Neuf	Reman Outer Joint & Boot Joint Ext. réusiné & Soufflet	Outer Boot Kit Ensemble Soufflet Extérieur Juegos de bota exterior	Inner Boot Kit Ensemble Soufflet Intérieur Juegos de bota Interior
FORD (Cont'd)								
ESCORT								
2002-98	2.0L	Coupe ZX2 MT w/ ABS	D	CV4165			BK DX373	
	2.0L	Coupe ZX2 MT w/ ABS	P	CV4166			BK DX373	
	2.0L	Coupe ZX2 MT w/o ABS	D	CV4163			BK DX373	
	2.0L	Coupe ZX2 MT w/o ABS	P	CV4164			BK DX373	
2002-97	2.0L	AT w/ ABS	D	CV4104		CV4518X	BK DX544	BK DX429
	2.0L	AT w/ ABS	P	CV4152		CV4518X	BK DX544	BK DX429
	2.0L	AT w/o ABS	D	CV4062		CV4518	BK DX544	BK DX429
	2.0L	AT w/o ABS	P	CV4063		CV4518	BK DX544	BK DX429
2001-97	2.0L	MT w/ ABS exc. Coupe ZX2	D	CV4106		CV4518X	BK DX544	BK DX429
	2.0L	MT w/ ABS exc. Coupe ZX2	P	CV4156		CV4518X	BK DX544	BK DX429
	2.0L	MT w/o ABS exc. Coupe ZX2	D	CV4054		CV4518	BK DX544	BK DX429
	2.0L	MT w/o ABS exc. Coupe ZX2	P	CV4154		CV4518	BK DX544	BK DX429
1996-94	1.8L	AT w/ ABS	D	CV4104		CV4518X	BK DX209	BK DX210
	1.8L	AT w/ ABS	P	CV4105	CVX4105	CV4518X	BK DX209	BK DX210
	1.8L	AT w/o ABS	D	CV4062	CVX4062	CV4518	BK DX209	BK DX210
	1.8L	AT w/o ABS	P	CV4055	CVX4055	CV4518	BK DX209	BK DX210
	1.8L	MT w/ ABS	D	CV4106	CVX4106	CV4518X	BK DX209	BK DX210
	1.8L	MT w/ ABS	P	CV4105	CVX4105	CV4518X	BK DX209	BK DX210
	1.8L	MT w/o ABS	D	CV4054	CVX4054	CV4518	BK DX209	BK DX210
	1.8L	MT w/o ABS	P	CV4055	CVX4055	CV4518	BK DX209	BK DX210
1996-91	1.9L		D	CV4062	CVX4062	CV4518	BK DX209	BK DX210
	1.9L		P	CV4063	CVX4063	CV4518	BK DX209	BK DX210
1993-91	1.8L	AT	D	CV4062	CVX4062	CV4518	BK DX209	BK DX210
	1.8L	AT	P	CV4055	CVX4055	CV4518	BK DX209	BK DX210
	1.8L	MT	D	CV4054	CVX4054	CV4518	BK DX209	BK DX210
	1.8L	MT	P	CV4055	CVX4055	CV4518	BK DX209	BK DX210
1990-86	1.9L	AT	D	CV4016		CV4505	BK DX209	BK DX404
	1.9L	AT	P	CV4014		CV4505	BK DX209	BK DX210
	1.9L	MT	D	CV4015		CV4505	BK DX209	BK DX404
	1.9L	MT	P	CV4014		CV4505	BK DX209	BK DX210
1987-86	2.0L	AT	D	CV4016		CV4505	BK DX209	BK DX404
	2.0L	AT	P	CV4014		CV4505	BK DX209	BK DX210
	2.0L	MT	D	CV4015		CV4505	BK DX209	BK DX404
	2.0L	MT	P	CV4014		CV4505	BK DX209	BK DX210
1985	1.6L	From 2/85 MT w/Turbo	D	CV4015		CV4505	BK DX209	BK DX404
	1.6L	From 2/85 MT w/Turbo	P	CV4014		CV4505	BK DX209	BK DX404
	1.6L	To 1/85 MT w/Turbo	D	CV4015		CV4504	BK DX405	BK DX310
	1.6L	To 1/85 MT w/Turbo	P	CV4014		CV4504	BK DX405	BK DX310
	1.9L	AT	D	CV4016		CV4505	BK DX209	BK DX404
	1.9L	AT	P	CV4014		CV4505	BK DX209	BK DX404
	1.9L	MT w/o Turbo	D	CV4015		CV4505	BK DX209	BK DX404
	1.9L	MT w/o Turbo	P	CV4014		CV4505	BK DX209	BK DX404
1985-84	1.6L	AT	D	CV4016		CV4505	BK DX209	BK DX404
	1.6L	AT	P	CV4014		CV4505	BK DX209	BK DX404
	1.6L	MT w/o Turbo	D	CV4015		CV4505	BK DX209	BK DX404
	1.6L	MT w/o Turbo	P	CV4014		CV4505	BK DX209	BK DX404
	2.0L	AT	D	CV4016		CV4505	BK DX209	BK DX404
	2.0L	AT	P	CV4014		CV4505	BK DX209	BK DX404
	2.0L	MT Diesel	D	CV4015		CV4505	BK DX209	BK DX404
	2.0L	MT Diesel	P	CV4014		CV4505	BK DX209	BK DX404

FORD (cont.)

Year Année Ano	Engine	Application Applicacion	Side Coté Lado	Reman CV Shaft Cardan réusiné Cardanica resinada	CV Shaft w/New Outer Joint Cardan avec Joint Ext. Neuf	Reman Outer Joint & Boot Joint Ext. réusiné & Soufflet	Outer Boot Kit Ensemble Soufflet Extérieur Juegos de bota exterior	Inner Boot Kit Ensemble Soufflet Intérieur Juegos de bota Interior
FORD (Cont'd)								
ESCORT (Cont'd)								
1985-84	2.0L	MT w/o Turbo	D	CV4015		CV4505	BK DX209	BK DX404
	2.0L	MT w/o Turbo	P	CV4014		CV4505	BK DX209	BK DX404
1984	1.6L	MT w/Turbo	D	CV4015		CV4504	BK DX405	BK DX310
	1.6L	MT w/Turbo	P	CV4014		CV4504	BK DX405	BK DX310
1983	1.6L	From 5/83 AT w/26 splines	D	CV4016		CV4505	BK DX209	BK DX404
	1.6L	From 5/83 AT w/26 splines	P	CV4014		CV4505	BK DX209	BK DX404
	1.6L	From 5/83 MT w/26 splines	D	CV4015		CV4505	BK DX209	BK DX404
	1.6L	From 5/83 MT w/26 splines	P	CV4014		CV4505	BK DX209	BK DX404
	1.6L	To 4/83 AT w/23 splines	D	CV4005		CV4502	BK DX209	BK DX404
	1.6L	To 4/83 AT w/23 splines	P	CV4002		CV4502	BK DX209	BK DX404
	1.6L	To 4/83 MT w/23 splines	D	CV4003		CV4502	BK DX209	BK DX404
	1.6L	To 4/83 MT w/23 splines	P	CV4002		CV4502	BK DX209	BK DX404
1982-81	1.6L		D	CV4003		CV4502	BK DX209	BK DX404
	1.6L		P	CV4002		CV4502	BK DX209	BK DX404
EXP								
1988-86	1.9L	AT	D	CV4016		CV4505	BK DX209	BK DX404
	1.9L	AT	P	CV4014		CV4505	BK DX209	BK DX210
	1.9L	MT	D	CV4015		CV4505	BK DX209	BK DX404
	1.9L	MT	P	CV4014		CV4505	BK DX209	BK DX210
1986	1.6L	AT	D	CV4016		CV4505	BK DX209	BK DX404
	1.6L	AT	P	CV4014		CV4505	BK DX209	BK DX210
	1.6L	MT	D	CV4015		CV4505	BK DX209	BK DX404
	1.6L	MT	P	CV4014		CV4505	BK DX209	BK DX210
1985	1.6L	From 2/85 MT w/Turbo	D	CV4015		CV4505	BK DX209	BK DX404
	1.6L	From 2/85 MT w/Turbo	P	CV4014		CV4505	BK DX209	BK DX404
	1.6L	To 1/85 MT w/Turbo	D	CV4015		CV4504	BK DX405	BK DX310
	1.6L	To 1/85 MT w/Turbo	P	CV4014		CV4504	BK DX405	BK DX310
1985-84	1.6L	AT	D	CV4016		CV4505	BK DX209	BK DX404
	1.6L	AT	P	CV4014		CV4505	BK DX209	BK DX404
	1.6L	MT	D	CV4015		CV4505	BK DX209	BK DX404
	1.6L	MT	P	CV4014		CV4505	BK DX209	BK DX404
1984	1.6L	MT w/Turbo	D	CV4015		CV4504	BK DX405	BK DX310
	1.6L	MT w/Turbo	P	CV4014		CV4504	BK DX405	BK DX310
1983	1.6L	From 5/83 AT w/26 splines	D	CV4016		CV4505	BK DX209	BK DX404
	1.6L	From 5/83 AT w/26 splines	P	CV4014		CV4505	BK DX209	BK DX404
	1.6L	From 5/83 MT w/26 splines	D	CV4015		CV4505	BK DX209	BK DX404
	1.6L	From 5/83 MT w/26 splines	P	CV4014		CV4505	BK DX209	BK DX404
	1.6L	To 4/83 AT w/23 splines	D	CV4005		CV4502	BK DX209	BK DX404
	1.6L	To 4/83 AT w/23 splines	P	CV4002		CV4502	BK DX209	BK DX404
	1.6L	To 4/83 MT w/23 splines	D	CV4003		CV4502	BK DX209	BK DX404
	1.6L	To 4/83 MT w/23 splines	P	CV4002		CV4502	BK DX209	BK DX404
1982	1.6L		D	CV4003		CV4502	BK DX209	BK DX404
	1.6L		P	CV4002		CV4502	BK DX209	BK DX404
EXPEDITION								
2002-97	4.6L, 5.4L	4WD	D	CV4142		CV4542	BK DX428	BK DX428
	4.6L, 5.4L	4WD	P	CV4142		CV4542	BK DX428	BK DX428
EXPLORER								
2002	4.0L	2 Door	D	CV4108	CVX4108		BK DX425	BK DX426
	4.0L	2 Door	P	CV4109	CVX4109		BK DX425	BK DX426
	4.0L	4 Door Sport Trac	D	CV4108	CVX4108		BK DX425	BK DX426

Year Année Ano	Engine	Application Aplicacion	Side Coté Lado	Reman CV Shaft Cardan réusiné Cardanica resinada	CV Shaft w/New Outer Joint Cardan avec Joint Ext. Neuf	Reman Outer Joint & Boot Joint Ext. réusiné & Soufflet	Outer Boot Kit Ensemble Soufflet Extérieur Juegos de bota exterior	Inner Boot Kit Ensemble Soufflet Intérieur Juegos de bota Interior
FORD (Cont'd)								
EXPLORER (Cont'd)								
2002	4.0L	4 Door Sport Trac	P	CV4109	CVX4109		BK DX425	BK DX426
	4.0L, 4.6L	4 Door exc. Sport Trac	D	CV4181				
	4.0L, 4.6L	4 Door exc. Sport Trac	P	CV4182				
2001-96	5.0L		D	CV4108	CVX4108	CV4537	BK DX425	BK DX426
	5.0L		P	CV4109	CVX4109	CV4537	BK DX425	BK DX426
2001-95	4.0L		D	CV4108	CVX4108	CV4537	BK DX425	BK DX426
	4.0L		P	CV4109	CVX4109	CV4537	BK DX425	BK DX426
F-150 PICKUP								
2001-97	4.2L, 4.6L, 5.4L		D	CV4142		CV4542	BK DX428	BK DX428
	4.2L, 4.6L, 5.4L		P	CV4142		CV4542	BK DX428	BK DX428
F-250 PICKUP								
1999-97	4.6L, 5.4L		D	CV4142		CV4542	BK DX428	BK DX428
	4.6L, 5.4L		P	CV4142		CV4542	BK DX428	BK DX428
1998-97	4.2L		D	CV4142		CV4542	BK DX428	BK DX428
	4.2L		P	CV4142		CV4542	BK DX428	BK DX428
1997	5.8L, 7.3L, 7.5L		D	CV4142		CV4542	BK DX428	BK DX428
	5.8L, 7.3L, 7.5L		P	CV4142		CV4542	BK DX428	BK DX428
F-250 SUPER DUTY PICKUP								
1999	5.4L, 6.8L, 7.3L		D	CV4142		CV4542	BK DX428	BK DX428
	5.4L, 6.8L, 7.3L		P	CV4142		CV4542	BK DX428	BK DX428
FESTIVA								
1993-89	1.3L	AT	D	CV4056		CV4509	BK DX309	BK DX767
	1.3L	AT	P	CV4057		CV4509	BK DX309	BK DX767
	1.3L	MT	D	CV4033		CV4509	BK DX309	BK DX758
	1.3L	MT	P	CV4034		CV4509	BK DX309	BK DX758
1988	1.3L		D	CV4033		CV4509	BK DX309	BK DX758
	1.3L		P	CV4034		CV4509	BK DX309	BK DX758
FIESTA								
1980-78	1.6L		D	CV4001		CV4501	BK DX209	BK DX402
	1.6L		P	CV4001		CV4501	BK DX209	BK DX402
FOCUS								
2002	2.0L	DOHC 6 Spd. MT	D	CV4183				
	2.0L	DOHC 6 Spd. MT	P	CV4184				
2002-00	2.0L	AT	D	CV4167			BK DX437	BK DX432
	2.0L	AT	P	CV4168			BK DX437	BK DX432
	2.0L	DOHC 5 Spd. MT	D	CV4171			BK DX433	BK DX434
	2.0L	DOHC 5 Spd. MT	P	CV4172			BK DX433	BK DX434
	2.0L	SOHC MT	D	CV4169			BK DX435	BK DX436
	2.0L	SOHC MT	P	CV4170			BK DX435	BK DX436
PROBE								
1997-94	2.0L	AT w/ ABS	D	CV7675	CVX7675	CV7721X	BK DX384	BK DX778
	2.0L	AT w/ ABS	P	CV7670	CVX7670	CV7721X	BK DX384	BK DX778
	2.0L	AT w/o ABS	D	CV7652		CV7721	BK DX384	BK DX778
	2.0L	AT w/o ABS	P	CV7657	CVX7657	CV7721	BK DX384	BK DX778
1997-93	2.0L	MT w/ ABS	D	CV7669	CVX7669	CV7722X	BK DX308	BK DX766
	2.0L	MT w/ ABS	P	CV7670	CVX7670	CV7722X	BK DX308	BK DX766
	2.0L	MT w/o ABS	D	CV7656	CVX7656	CV7722	BK DX308	BK DX766
	2.0L	MT w/o ABS	P	CV7657	CVX7657	CV7722	BK DX308	BK DX766
	2.5L	AT w/ ABS	D	CV7669	CVX7669	CV7721X	BK DX384	BK DX778

FORD (cont.)

Year Année Ano	Engine	Application Aplicacion	Side Coté Lado	Reman CV Shaft Cardan réusiné Cardanica resinada	CV Shaft w/New Outer Joint Cardan avec Joint Ext. Neuf	Reman Outer Joint & Boot Joint Ext. réusiné & Soufflet	Outer Boot Kit Ensemble Soufflet Extérieur Juegos de bota exterior	Inner Boot Kit Ensemble Soufflet Intérieur Juegos de bota Interior
FORD (Cont'd)								
PROBE (Cont'd)								
1997-93	2.5L	AT w/ ABS	P	CV7670	CVX7670	CV7721X	BK DX384	BK DX778
	2.5L	AT w/o ABS	D	CV7656	CVX7656	CV7721	BK DX384	BK DX778
	2.5L	AT w/o ABS	P	CV7657	CVX7657	CV7721	BK DX384	BK DX778
	2.5L	MT w/ ABS	D	CV7671	CVX7671	CV7724X	BK DX368	BK DX306
	2.5L	MT w/ ABS	P	CV7672	CVX7672	CV7724X	BK DX368	BK DX306
	2.5L	MT w/o ABS	D	CV7658	CVX7658	CV7724	BK DX368	BK DX306
	2.5L	MT w/o ABS	P	CV7659	CVX7659	CV7724	BK DX368	BK DX306
1993	2.0L	AT w/ ABS	D	CV7669		CV7721X	BK DX384	BK DX778
	2.0L	AT w/ ABS	P	CV7670		CV7721X	BK DX384	BK DX778
	2.0L	AT w/o ABS	D	CV7656		CV7721	BK DX384	BK DX778
	2.0L	AT w/o ABS	P	CV7657		CV7721	BK DX384	BK DX778
1992-90	3.0L	AT w/ ABS	D	CV7638		CV7706X	BK DX368	BK DX387
	3.0L	AT w/ ABS	P	CV7639		CV7706X	BK DX368	BK DX387
	3.0L	AT w/o ABS	D	CV7621		CV7706	BK DX368	BK DX387
	3.0L	AT w/o ABS	P	CV7622		CV7706	BK DX368	BK DX387
	3.0L	MT w/ ABS	D	CV7638		CV7709X	BK DX368	BK DX387
	3.0L	MT w/ ABS	P	CV7639		CV7709X	BK DX368	BK DX387
	3.0L	MT w/o ABS	D	CV7621		CV7709	BK DX368	BK DX387
	3.0L	MT w/o ABS	P	CV7622		CV7709	BK DX368	BK DX387
1992-89	2.2L	AT Turbo w/ ABS	D	CV7638		CV7709X	BK DX368	BK DX773
	2.2L	AT Turbo w/ ABS	P	CV7639		CV7709X	BK DX368	BK DX773
	2.2L	AT Turbo w/o ABS	D	CV7621		CV7709	BK DX368	BK DX773
	2.2L	AT Turbo w/o ABS	P	CV7622		CV7709	BK DX368	BK DX773
	2.2L	AT w/o Turbo w/o ABS	D	CV7619	CVX7619	CV7708	BK DX304	BK DX772
	2.2L	AT w/o Turbo w/o ABS	P	CV7620	CVX7620	CV7708	BK DX304	BK DX772
	2.2L	MT Turbo w/ ABS	D	CV7638		CV7709X	BK DX368	BK DX306
	2.2L	MT Turbo w/ ABS	P	CV7639		CV7709X	BK DX368	BK DX306
	2.2L	MT Turbo w/o ABS	D	CV7621		CV7709	BK DX368	BK DX306
	2.2L	MT Turbo w/o ABS	P	CV7622		CV7709	BK DX368	BK DX306
	2.2L	MT w/o Turbo w/ ABS	D	CV7926	CVX7926	CV7707X	BK DX304	BK DX764
	2.2L	MT w/o Turbo w/ ABS	P	CV7927	CVX7927	CV7707X	BK DX304	BK DX764
	2.2L	MT w/o Turbo w/o ABS	D	CV7619	CVX7619	CV7707	BK DX304	BK DX764
	2.2L	MT w/o Turbo w/o ABS	P	CV7620	CVX7620	CV7707	BK DX304	BK DX764
RANGER								
2002-01	Elec, 2.3L		D	CV4108	CVX4108		BK DX425	BK DX426
	Elec, 2.3L		P	CV4109	CVX4109		BK DX425	BK DX426
	2.5L		D	CV4108	CVX4108		BK DX425	BK DX426
	2.5L		P	CV4109	CVX4109		BK DX425	BK DX426
	3.0L		D	CV4108	CVX4108		BK DX425	BK DX426
	3.0L		P	CV4109	CVX4109		BK DX425	BK DX426
	4.0L		D	CV4108	CVX4108		BK DX425	BK DX426
	4.0L		P	CV4109	CVX4109		BK DX425	BK DX426
2000	Elec, 2.5L, 3.0L, 4.0L	w/ Threaded Joint	D	CV4108	CVX4108		BK DX425	BK DX426
	Elec, 2.5L, 3.0L, 4.0L	w/ Threaded Joint	P	CV4109	CVX4109		BK DX425	BK DX426
	Elec, 2.5L, 3.0L, 4.0L	w/o Threaded Joint	D	CV4161			BK DX425	BK DX426
	Elec, 2.5L, 3.0L, 4.0L	w/o Threaded Joint	P	CV4162			BK DX425	BK DX426
1999-98	Elec		D	CV4161			BK DX425	BK DX426

Year Année Ano	Engine	Application Aplicacion	Side Coté Lado	Reman CV Shaft Cardan réusiné Cardanica resinada	CV Shaft w/New Outer Joint Cardan avec Joint Ext. Neuf	Reman Outer Joint & Boot Joint Ext. réusiné & Soufflet	Outer Boot Kit Ensemble Soufflet Extérieur Juegos de bota exterior	Inner Boot Kit Ensemble Soufflet Intérieur Juegos de bota Interior
FORD (Cont'd)								
RANGER (Cont'd)								
1999-98	Elec		P	CV4162			BK DX425	BK DX426
	2.5L		D	CV4161			BK DX425	BK DX426
	2.5L		P	CV4162			BK DX425	BK DX426
	3.0L		D	CV4161			BK DX425	BK DX426
	3.0L		P	CV4162			BK DX425	BK DX426
	4.0L		D	CV4161			BK DX425	BK DX426
	4.0L		P	CV4162			BK DX425	BK DX426
TAURUS								
2002-96	3.0L	AX4N Stamped on Transmission Pan w/ ABS	D	CV4145		CV4541X	BK DX405	BK DX406
	3.0L	AX4N Stamped on Transmission Pan w/ ABS	P	CV4160		CV4541X	BK DX405	BK DX406
	3.0L	AX4N Stamped on Transmission Pan w/o ABS	D	CV4143		CV4541	BK DX405	BK DX406
	3.0L	AX4N Stamped on Transmission Pan w/o ABS	P	CV4159		CV4541	BK DX405	BK DX406
	3.0L	AX4S, AXODE Stamped on Transmission Pan w/ ABS	D	CV4145		CV4541X	BK DX405	BK DX406
	3.0L	AX4S, AXODE Stamped on Transmission Pan w/ ABS	P	CV4146	CVX4146	CV4541X	BK DX405	BK DX406
	3.0L	AX4S, AXODE Stamped on Transmission Pan w/o ABS	D	CV4143		CV4541	BK DX405	BK DX406
	3.0L	AX4S, AXODE Stamped on Transmission Pan w/o ABS	P	CV4144	CVX4144	CV4541	BK DX405	BK DX406
1999-96	3.4L		D	CV4157			BK DX405	BK DX438
	3.4L		P	CV4158			BK DX405	BK DX438
1995-94	3.0L	AT AX4N Stamped on Transmission Pan w/ ABS	D	CV4050	CVX4050	CV4508X	BK DX405	BK DX310
	3.0L	AT AX4N Stamped on Transmission Pan w/ ABS	P	CV4139	CVX4139	CV4508X	BK DX405	BK DX310
	3.0L	AT AX4N Stamped on Transmission Pan w/o ABS	D	CV4022	CVX4022	CV4508	BK DX405	BK DX310
	3.0L	AT AX4N Stamped on Transmission Pan w/o ABS	P	CV4138	CVX4138	CV4508	BK DX405	BK DX310
	3.0L	AT AX4S, AXODE Stamped on Transmission Pan w/ ABS	D	CV4050	CVX4050	CV4508X	BK DX405	BK DX310
	3.0L	AT AX4S, AXODE Stamped on Transmission Pan w/ ABS	P	CV4051	CVX4051	CV4508X	BK DX405	BK DX310
	3.0L	AT AX4S, AXODE Stamped on Transmission Pan w/o ABS	D	CV4022	CVX4022	CV4508	BK DX405	BK DX310
	3.0L	AT AX4S, AXODE Stamped on Transmission Pan w/o ABS	P	CV4021	CVX4021	CV4508	BK DX405	BK DX310
1995-93	3.2L	AT	D	CV4050	CVX4050	CV4530X	BK DX405	BK DX310
	3.2L	AT	P	CV4051	CVX4051	CV4530X	BK DX405	BK DX310
1995-89	3.0L	MT w/ ABS	D	CV4082	CVX4082	CV4508X	BK DX405	BK DX310
	3.0L	MT w/ ABS	P	CV4083	CVX4083	CV4508X	BK DX405	BK DX310
	3.0L	MT w/o ABS	D	CV4032	CVX4032	CV4508	BK DX405	BK DX310
	3.0L	MT w/o ABS	P	CV4031	CVX4031	CV4508	BK DX405	BK DX310
1995-88	3.8L	w/ ABS	D	CV4050	CVX4050	CV4508X	BK DX405	BK DX310
	3.8L	w/ ABS	P	CV4051	CVX4051	CV4508X	BK DX405	BK DX310
	3.8L	w/o ABS	D	CV4022	CVX4022	CV4508	BK DX405	BK DX310
	3.8L	w/o ABS	P	CV4021	CVX4021	CV4508	BK DX405	BK DX310

FORD (cont.)

Year Année Ano	Engine	Application Aplicacion	Side Coté Lado	Reman CV Shaft Cardan réusiné Cardanica resinada	CV Shaft w/New Outer Joint Cardan avec Joint Ext. Neuf	Reman Outer Joint & Boot Joint Ext. réusiné & Soufflet	Outer Boot Kit Ensemble Soufflet Extérieur Juegos de bota exterior	Inner Boot Kit Ensemble Soufflet Intérieur Juegos de bota Interior
FORD (Cont'd)								
TAURUS (Cont'd)								
1993-86	3.0L	AT w/ ABS	D	CV4050	CVX4050	CV4506X	BK DX405	BK DX310
	3.0L	AT w/ ABS	P	CV4051	CVX4051	CV4506X	BK DX405	BK DX310
	3.0L	AT w/o ABS w/ Cap	D	CV4022	CVX4022	CV4506	BK DX405	BK DX310
	3.0L	AT w/o ABS w/ Cap	P	CV4021	CVX4021	CV4506	BK DX405	BK DX310
	3.0L	AT w/o ABS w/o Cap	D	CV4022	CVX4022	CV4506	BK DX405	BK DX406
	3.0L	AT w/o ABS w/o Cap	P	CV4021	CVX4021	CV4506	BK DX405	BK DX406
1991-86	2.5L	AT w/ Housing Cap	D	CV4023	CVX4023	CV4506	BK DX405	BK DX310
	2.5L	AT w/ Housing Cap	P	CV4024	CVX4024	CV4506	BK DX405	BK DX310
	2.5L	AT w/o Housing Cap	D	CV4023	CVX4023	CV4506	BK DX405	BK DX406
	2.5L	AT w/o Housing Cap	P	CV4024	CVX4024	CV4506	BK DX405	BK DX406
	2.5L	MT w/ Housing Cap	D	CV4025	CVX4025	CV4506	BK DX405	BK DX310
	2.5L	MT w/ Housing Cap	P	CV4026	CVX4026	CV4506	BK DX405	BK DX310
	2.5L	MT w/o Housing Cap	D	CV4025	CVX4025	CV4506	BK DX405	BK DX406
	2.5L	MT w/o Housing Cap	P	CV4026	CVX4026	CV4506	BK DX405	BK DX406
TEMPO								
1994-92	2.3L	AT	D	CV4086		CV4528	BK DX544	BK DX404
	2.3L	AT	P	CV4084		CV4528	BK DX544	BK DX210
	2.3L	MT	D	CV4085		CV4528	BK DX544	BK DX404
	2.3L	MT	P	CV4084		CV4528	BK DX544	BK DX210
	3.0L	AT	D	CV4086		CV4529	BK DX245	BK DX310
	3.0L	AT	P	CV4084		CV4529	BK DX245	BK DX404
	3.0L	MT	D	CV4085		CV4529	BK DX245	BK DX310
	3.0L	MT	P	CV4084		CV4529	BK DX245	BK DX404
1991	2.3L	AT	D	CV4016		CV4527	BK DX209	BK DX404
	2.3L	AT	P	CV4014		CV4527	BK DX209	BK DX404
	2.3L	MT	D	CV4015		CV4527	BK DX209	BK DX404
	2.3L	MT	P	CV4014		CV4527	BK DX209	BK DX404
1990-87	2.3L	MT	D	CV4015		CV4505	BK DX209	BK DX404
	2.3L	MT	P	CV4014		CV4505	BK DX209	BK DX404
1990-84	2.3L	AT	D	CV4016		CV4505	BK DX209	BK DX404
	2.3L	AT	P	CV4014		CV4505	BK DX209	BK DX404
1986	2.3L	MT exc. Diesel	D	CV4015		CV4505	BK DX209	BK DX404
	2.3L	MT exc. Diesel	P	CV4014		CV4505	BK DX209	BK DX404
1986-85	2.3L	AT exc. 2.3L H.O.	D	CV4016		CV4505	BK DX209	BK DX404
	2.3L	AT exc. 2.3L H.O.	P	CV4014		CV4505	BK DX209	BK DX404
1986-84	2.0L	Diesel	D	CV4015		CV4505	BK DX209	BK DX404
	2.0L	Diesel	P	CV4014		CV4505	BK DX209	BK DX404
	2.0L	Diesel AT exc. 2.3L H.O.	D	CV4016		CV4505	BK DX209	BK DX404
	2.0L	Diesel AT exc. 2.3L H.O.	P	CV4014		CV4505	BK DX209	BK DX404
1985	2.3L	From 4/85 MT exc. Diesel	D	CV4015		CV4505	BK DX209	BK DX404
	2.3L	From 4/85 MT exc. Diesel	P	CV4014		CV4505	BK DX209	BK DX404
	2.3L	To 3/85 5 spd. exc. Diesel & 2.3L H.O.	D	CV4015		CV4504	BK DX405	BK DX310
	2.3L	To 3/85 5 spd. exc. Diesel & 2.3L H.O.	P	CV4014		CV4504	BK DX405	BK DX310
	2.3L	To 3/85 w/H.O.	D	CV4012		CV4504	BK DX405	BK DX310
	2.3L	To 3/85 w/H.O.	P	CV4017		CV4504	BK DX405	BK DX310
1984	2.0L	Diesel MT 4 spd.	D	CV4015		CV4505	BK DX209	BK DX404
	2.0L	Diesel MT 4 spd.	P	CV4014		CV4505	BK DX209	BK DX404
	2.0L	Diesel MT 5 spd.	D	CV4015		CV4504	BK DX405	BK DX310
	2.0L	Diesel MT 5 spd.	P	CV4014		CV4504	BK DX405	BK DX310
	2.3L	MT 4 spd.	D	CV4015		CV4505	BK DX209	BK DX404

Year Année Ano	Engine	Application Applicacion	Side Coté Lado	Reman CV Shaft Cardan réusiné Cardanica resinada	CV Shaft w/New Outer Joint Cardan avec Joint Ext. Neuf	Reman Outer Joint & Boot Joint Ext. réusiné & Soufflet	Outer Boot Kit Ensemble Soufflet Extérieur Juegos de bota exterior	Inner Boot Kit Ensemble Soufflet Intérieur Juegos de bota Interior
FORD (Cont'd)								
TEMPO								
1984	2.3L	MT 4 spd.	P	CV4014		CV4505	BK DX209	BK DX404
	2.3L	MT 5 spd.	D	CV4015		CV4504	BK DX405	BK DX310
	2.3L	MT 5 spd.	P	CV4014		CV4504	BK DX405	BK DX310
THUNDERBIRD								
1997-94	4.6L	Rear w/ ABS	D	CV4043		CV4514	BK DX407	BK DX407
	4.6L	Rear w/ ABS	P	CV4043		CV4514	BK DX407	BK DX407
	4.6L	Rear w/o ABS	D	CV4091		CV4514	BK DX407	BK DX407
	4.6L	Rear w/o ABS	P	CV4091		CV4514	BK DX407	BK DX407
1997-89	3.8L	Rear, exc. SC w/ ABS	D	CV4090		CV4516	BK DX409	BK DX409
	3.8L	Rear, exc. SC w/ ABS	P	CV4090		CV4516	BK DX409	BK DX409
	3.8L	Rear, exc. SC w/o ABS	D	CV4045		CV4516	BK DX409	BK DX409
	3.8L	Rear, exc. SC w/o ABS	P	CV4045		CV4516	BK DX409	BK DX409
1995-90	3.8L	Rear, SC	D	CV4043		CV4514	BK DX407	BK DX407
	3.8L	Rear, SC	P	CV4043		CV4514	BK DX407	BK DX407
1993-91	5.0L	Rear w/ ABS	D	CV4043		CV4514	BK DX407	BK DX407
	5.0L	Rear w/ ABS	P	CV4043		CV4514	BK DX407	BK DX407
	5.0L	Rear w/o ABS	D	CV4091		CV4514	BK DX407	BK DX407
	5.0L	Rear w/o ABS	P	CV4091		CV4514	BK DX407	BK DX407
1989	3.8L	Rear, SC AT	D	CV4043		CV4514	BK DX407	BK DX407
	3.8L	Rear, SC AT	P	CV4043		CV4514	BK DX407	BK DX407
	3.8L	Rear, SC MT	D	CV4043		CV4514	BK DX407	BK DX407
	3.8L	Rear, SC MT	P	CV4043		CV4515	BK DX408	BK DX408
WINDSTAR								
2002-01	3.8L		D	CV4185			BK DX245B	BK DX310
	3.8L		P	CV4186			BK DX245B	BK DX310
2000-99	3.0L, 3.8L		D	CV4173			BK DX245B	BK DX310
	3.0L, 3.8L		P	CV4174			BK DX245B	BK DX310
1998-95	3.0L, 3.8L	w/ Trailer Tow	D	CV4116	CVX4116	CV4508Y	BK DX245B	BK DX310
	3.0L, 3.8L	w/ Trailer Tow	P	CV4117	CVX4117	CV4508Y	BK DX245B	BK DX310
	3.0L, 3.8L	w/o Trailer Tow	D	CV4114	CVX4114	CV4508Y	BK DX245B	BK DX778
	3.0L, 3.8L	w/o Trailer Tow	P	CV4115	CVX4115	CV4508Y	BK DX245B	BK DX778
GEO								
METRO								
1997-95	1.0L	MT w/ ABS	D	CV9435		CV9856X	BK DX309	BK DX759
	1.0L	MT w/ ABS	P	CV9436		CV9856X	BK DX309	BK DX759
	1.0L	MT w/o ABS	D	CV9433		CV9856	BK DX309	BK DX759
	1.0L	MT w/o ABS	P	CV9434		CV9856	BK DX309	BK DX759
	1.0L, 1.3L	AT w/ ABS	D	CV9431		CV9856X	BK DX309	BK DX759
	1.0L, 1.3L	AT w/ ABS	P	CV9432		CV9856X	BK DX309	BK DX759
	1.0L, 1.3L	AT w/o ABS	D	CV9429		CV9856	BK DX309	BK DX759
	1.0L, 1.3L	AT w/o ABS	P	CV9430		CV9856	BK DX309	BK DX759
	1.3L	MT w/ ABS	D	CV9439		CV9856X	BK DX309	BK DX758
	1.3L	MT w/ ABS	P	CV9440		CV9856X	BK DX309	BK DX758
	1.3L	MT w/o ABS	D	CV9437		CV9856	BK DX309	BK DX758
	1.3L	MT w/o ABS	P	CV9438		CV9856	BK DX309	BK DX758
	1994-92	1.0L	AT	D	CV9422		CV9451	BK DX309
1.0L		AT	P	CV9421		CV9451	BK DX309	BK DX904
1.0L		MT	D	CV9424		CV9451	BK DX309	BK DX904
1.0L		MT	P	CV9423		CV9451	BK DX309	BK DX904
1991-89	1.0L	AT	D	CV9401		CV9451	BK DX309	BK DX904

GEO (cont.)

Year Année Ano	Engine	Application Applicacion	Side Coté Lado	Reman CV Shaft Cardan réusiné Cardanica resinada	CV Shaft w/New Outer Joint Cardan avec Joint Ext. Neuf	Reman Outer Joint & Boot Joint Ext. réusiné & Soufflet	Outer Boot Kit Ensemble Soufflet Extérieur Juegos de bota exterior	Inner Boot Kit Ensemble Soufflet Intérieur Juegos de bota Interior
GEO (Cont'd)								
METRO (Cont'd)								
1991-89	1.0L	AT	P	CV9402		CV9451	BK DX309	BK DX904
	1.0L	MT	D	CV9407		CV9451	BK DX309	BK DX904
	1.0L	MT	P	CV9408		CV9451	BK DX309	BK DX904
PRIZM								
1997-93	1.6L, 1.8L	w/ ABS	D	CV8911	CVX8911	CV8752X	BK DX523	BK DX898
	1.6L, 1.8L	w/ ABS	P	CV8912	CVX8912	CV8752X	BK DX523	BK DX898
	1.6L, 1.8L	w/o ABS	D	CV8909	CVX8909	CV8752	BK DX523	BK DX898
	1.6L, 1.8L	w/o ABS	P	CV8910	CVX8910	CV8752	BK DX523	BK DX898
1992-89	1.6L		D	CV8651	CVX8651	CV5514	BK DX521	BK DX522
	1.6L		P	CV8652	CVX8652	CV5514	BK DX521	BK DX522
SPECTRUM								
1989	1.5L	AT w/o Turbo	D	CV5114		CV5546	BK DX373	BK DX215
	1.5L	AT w/o Turbo	P	CV5115		CV5545	BK DX380	BK DX211
	1.5L	MT w/o Turbo	D	CV5116		CV5546	BK DX373	BK DX215
	1.5L	MT w/o Turbo	P	CV5117		CV5545	BK DX380	BK DX211
	1.5L	Turbo	D	CV5174		CV5543	BK DX217	BK DX218
	1.5L	Turbo	P	CV5151		CV5543	BK DX217	BK DX218
STORM								
1993-92	1.8L	AT	D	CV9509		CV9528	BK DX307	BK DX218
	1.8L	AT	P	CV9508		CV9528	BK DX307	BK DX218
	1.8L	MT	D	CV9509		CV9530	BK DX307	BK DX218
	1.8L	MT	P	CV9510		CV9530	BK DX307	BK DX218
1993-90	1.6L	SOHC AT	D	CV9411		CV9531	BK DX373	BK DX767
	1.6L	SOHC AT	P	CV9410		CV9532	BK DX380	BK DX211
	1.6L	SOHC MT	D	CV9413		CV9531	BK DX373	BK DX762
	1.6L	SOHC MT	P	CV9412		CV9532	BK DX380	BK DX211
1991-90	1.6L	DOHC AT	D	CV9509		CV9528	BK DX307	BK DX218
	1.6L	DOHC AT	P	CV9508		CV9528	BK DX307	BK DX218
	1.6L	DOHC MT	D	CV9509		CV9530	BK DX307	BK DX218
	1.6L	DOHC MT	P	CV9510		CV9530	BK DX307	BK DX218
TRACKER								
1997-96	1.6L		D	CV9803		CV9852	BK DX373	BK DX762
	1.6L		P	CV9831		CV9852	BK DX373	BK DX762
1995-89	1.6L		D	CV9803		CV9852	BK DX373	BK DX762
	1.6L		P	CV9804		CV9852	BK DX373	BK DX762
GMC								
DENALI								
2001	6.0L		D	CV5384			BK DX530	BK DX529AB
	6.0L		P	CV5384			BK DX530	BK DX529AB
DENALI XL								
2001	6.0L		D	CV5384			BK DX530	BK DX529AB
	6.0L		P	CV5384			BK DX530	BK DX529AB
K1500 PICKUP								
1999	5.0L, 5.7L	Old Body Style	D	CV5148	CVX5148	CV5529	BK DX554	BK DX552
	5.0L, 5.7L	Old Body Style	P	CV5148	CVX5148	CV5529	BK DX554	BK DX552
1998	4.3L, 5.0L, 5.7L, 6.5L		D	CV5148	CVX5148	CV5529	BK DX554	BK DX552
	4.3L, 5.0L, 5.7L, 6.5L		P	CV5148	CVX5148	CV5529	BK DX554	BK DX552

Year Année Ano	Engine	Application Applicacion	Side Coté Lado	Reman CV Shaft Cardan réusiné Cardanica resinada	CV Shaft w/New Outer Joint Cardan avec Joint Ext. Neuf	Reman Outer Joint & Boot Joint Ext. réusiné & Soufflet	Outer Boot Kit Ensemble Soufflet Extérieur Juegos de bota exterior	Inner Boot Kit Ensemble Soufflet Intérieur Juegos de bota Interior
GMC (Cont'd)								
K1500 PICKUP (Cont'd)								
1997-94	6.5L	w/ ABS Ring	D	CV5273	CVX5273	CV5529X	BK DX554	BK DX554
	6.5L	w/ ABS Ring	P	CV5273	CVX5273	CV5529X	BK DX554	BK DX554
	6.5L	w/o ABS Ring	D	CV5148	CVX5148	CV5529	BK DX554	BK DX554
	6.5L	w/o ABS Ring	P	CV5148	CVX5148	CV5529	BK DX554	BK DX554
1997-88	4.3L, 5.0L, 5.7L	w/ ABS Ring	D	CV5273	CVX5273	CV5529X	BK DX554	BK DX554
	4.3L, 5.0L, 5.7L	w/ ABS Ring	P	CV5273	CVX5273	CV5529X	BK DX554	BK DX554
	4.3L, 5.0L, 5.7L	w/o ABS Ring	D	CV5148	CVX5148	CV5529	BK DX554	BK DX554
	4.3L, 5.0L, 5.7L	w/o ABS Ring	P	CV5148	CVX5148	CV5529	BK DX554	BK DX554
1993-88	6.2L	w/ ABS Ring	D	CV5273	CVX5273	CV5529X	BK DX554	BK DX554
	6.2L	w/ ABS Ring	P	CV5273	CVX5273	CV5529X	BK DX554	BK DX554
	6.2L	w/o ABS Ring	D	CV5148	CVX5148	CV5529	BK DX554	BK DX554
	6.2L	w/o ABS Ring	P	CV5148	CVX5148	CV5529	BK DX554	BK DX554
K1500 SUBURBAN								
1999-98	5.7L, 6.5L	6 stud wheels	D	CV5148	CVX5148		BK DX554	BK DX552
	5.7L, 6.5L	6 stud wheels	P	CV5148	CVX5148		BK DX554	BK DX552
	5.7L, 6.5L	8 stud wheels	D	CV5149	CVX5149		BK DX530	BK DX529AB
	5.7L, 6.5L	8 stud wheels	P	CV5149	CVX5149		BK DX530	BK DX529AB
1997-94	6.5L	6 Stud Wheels w/ ABS Ring	D	CV5273	CVX5273	CV5529X	BK DX554	BK DX554
	6.5L	6 Stud Wheels w/ ABS Ring	P	CV5273	CVX5273	CV5529X	BK DX554	BK DX554
	6.5L	6 Stud Wheels w/o ABS Ring	D	CV5148	CVX5148	CV5529	BK DX554	BK DX554
	6.5L	6 Stud Wheels w/o ABS Ring	P	CV5148	CVX5148	CV5529	BK DX554	BK DX554
	6.5L	8 Stud Wheels w/ ABS Ring	D	CV5274	CVX5274	CV5530X	BK DX530	BK DX530B
	6.5L	8 Stud Wheels w/ ABS Ring	P	CV5274	CVX5274	CV5530X	BK DX530	BK DX530B
	6.5L	8 Stud Wheels w/o ABS Ring	D	CV5149	CVX5149	CV5530	BK DX530	BK DX530B
	6.5L	8 Stud Wheels w/o ABS Ring	P	CV5149	CVX5149	CV5530	BK DX530	BK DX530B
1997-92	5.7L	6 Stud Wheels w/ ABS Ring	D	CV5273	CVX5273	CV5529X	BK DX554	BK DX554
	5.7L	6 Stud Wheels w/ ABS Ring	P	CV5273	CVX5273	CV5529X	BK DX554	BK DX554
	5.7L	6 Stud Wheels w/o ABS Ring	D	CV5148	CVX5148	CV5529	BK DX554	BK DX554
	5.7L	6 Stud Wheels w/o ABS Ring	P	CV5148	CVX5148	CV5529	BK DX554	BK DX554
	5.7L	8 Stud Wheels w/ ABS Ring	D	CV5274	CVX5274	CV5530X	BK DX530	BK DX530B
	5.7L	8 Stud Wheels w/ ABS Ring	P	CV5274	CVX5274	CV5530X	BK DX530	BK DX530B
	5.7L	8 Stud Wheels w/o ABS Ring	D	CV5149	CVX5149	CV5530	BK DX530	BK DX530B
	5.7L	8 Stud Wheels w/o ABS Ring	P	CV5149	CVX5149	CV5530	BK DX530	BK DX530B
K2500 PICKUP								
2000	5.7L	Old Body Style	D	CV5149	CVX5149		BK DX530	BK DX529AB
	5.7L	Old Body Style	P	CV5149	CVX5149		BK DX530	BK DX529AB
	6.5L	Old Body Style	D	CV5149	CVX5149		BK DX530	BK DX529AB
	6.5L	Old Body Style	P	CV5149	CVX5149		BK DX530	BK DX529AB
	7.4L	Old Body Style	D	CV5149	CVX5149		BK DX530	BK DX529AB
	7.4L	Old Body Style	P	CV5149	CVX5149		BK DX530	BK DX529AB
1999	5.0L, 5.7L	Old Body Style	D	CV5149	CVX5149	CV5573	BK DX530	BK DX529AB
	5.0L, 5.7L	Old Body Style	P	CV5149	CVX5149	CV5573	BK DX530	BK DX529AB
	6.5L	Old Body Style	D	CV5149	CVX5149	CV5573	BK DX530	BK DX529AB
	6.5L	Old Body Style	P	CV5149	CVX5149	CV5573	BK DX530	BK DX529AB
	7.4L	Old Body Style	D	CV5149	CVX5149	CV5573	BK DX530	BK DX529AB
	7.4L	Old Body Style	P	CV5149	CVX5149	CV5573	BK DX530	BK DX529AB
1998	5.0L, 5.7L, 6.5L, 7.4L	6 stud wheels	D	CV5148	CVX5148	CV5529	BK DX554	BK DX552
	5.0L, 5.7L, 6.5L, 7.4L	6 stud wheels	P	CV5148	CVX5148	CV5529	BK DX554	BK DX552

GMC (cont.)

Year Année Ano	Engine	Application Applicacion	Side Coté Lado	Reman CV Shaft Cardan réusiné Cardanica resinada	CV Shaft w/New Outer Joint Cardan avec Joint Ext. Neuf	Reman Outer Joint & Boot Joint Ext. réusiné & Soufflet	Outer Boot Kit Ensemble Soufflet Extérieur Juegos de bota exterior	Inner Boot Kit Ensemble Soufflet Intérieur Juegos de bota Interior
GMC (Cont'd)								
K2500 PICKUP (Cont'd)								
1998	5.0L, 5.7L, 6.5L, 7.4L	8 stud wheels	D	CV5149	CVX5149	CV5573	BK DX530	BK DX529AB
	5.0L, 5.7L, 6.5L, 7.4L	8 stud wheels	P	CV5149	CVX5149	CV5573	BK DX530	BK DX529AB
1997-92	6.5L	6 Stud Wheels w/ ABS Ring	D	CV5273	CVX5273	CV5529X	BK DX554	BK DX554
	6.5L	6 Stud Wheels w/ ABS Ring	P	CV5273	CVX5273	CV5529X	BK DX554	BK DX554
	6.5L	6 Stud Wheels w/o ABS Ring	D	CV5148	CVX5148	CV5529	BK DX554	BK DX554
	6.5L	6 Stud Wheels w/o ABS Ring	P	CV5148	CVX5148	CV5529	BK DX554	BK DX554
	6.5L	8 Stud Wheels w/ ABS Ring	D	CV5274	CVX5274	CV5530X	BK DX530	BK DX530B
	6.5L	8 Stud Wheels w/ ABS Ring	P	CV5274	CVX5274	CV5530X	BK DX530	BK DX530B
	6.5L	8 Stud Wheels w/o ABS Ring	D	CV5149	CVX5149	CV5530	BK DX530	BK DX530B
	6.5L	8 Stud Wheels w/o ABS Ring	P	CV5149	CVX5149	CV5530	BK DX530	BK DX530B
1997-91	7.4L	6 Stud Wheels w/ ABS Ring	D	CV5273	CVX5273	CV5529X	BK DX554	BK DX554
	7.4L	6 Stud Wheels w/ ABS Ring	P	CV5273	CVX5273	CV5529X	BK DX554	BK DX554
	7.4L	6 Stud Wheels w/o ABS Ring	D	CV5148	CVX5148	CV5529	BK DX554	BK DX554
	7.4L	6 Stud Wheels w/o ABS Ring	P	CV5148	CVX5148	CV5529	BK DX554	BK DX554
	7.4L	8 Stud Wheels w/ ABS Ring	D	CV5274	CVX5274	CV5530X	BK DX530	BK DX530B
	7.4L	8 Stud Wheels w/ ABS Ring	P	CV5274	CVX5274	CV5530X	BK DX530	BK DX530B
	7.4L	8 Stud Wheels w/o ABS Ring	D	CV5149	CVX5149	CV5530	BK DX530	BK DX530B
	7.4L	8 Stud Wheels w/o ABS Ring	P	CV5149	CVX5149	CV5530	BK DX530	BK DX530B
1997-88	5.7L	6 Stud Wheels w/ ABS Ring	D	CV5273	CVX5273	CV5529X	BK DX554	BK DX554
	5.7L	6 Stud Wheels w/ ABS Ring	P	CV5273	CVX5273	CV5529X	BK DX554	BK DX554
	5.7L	6 Stud Wheels w/o ABS Ring	D	CV5148	CVX5148	CV5529	BK DX554	BK DX554
	5.7L	6 Stud Wheels w/o ABS Ring	P	CV5148	CVX5148	CV5529	BK DX554	BK DX554
	5.7L	8 Stud Wheels w/ ABS Ring	D	CV5274	CVX5274	CV5530X	BK DX530	BK DX530B
	5.7L	8 Stud Wheels w/ ABS Ring	P	CV5274	CVX5274	CV5530X	BK DX530	BK DX530B
	5.7L	8 Stud Wheels w/o ABS Ring	D	CV5149	CVX5149	CV5530	BK DX530	BK DX530B
1995-88	4.3L, 5.0L	6 Stud Wheels w/ ABS Ring	D	CV5273	CVX5273	CV5529X	BK DX554	BK DX554
	4.3L, 5.0L	6 Stud Wheels w/ ABS Ring	P	CV5273	CVX5273	CV5529X	BK DX554	BK DX554
	4.3L, 5.0L	6 Stud Wheels w/o ABS Ring	D	CV5148	CVX5148	CV5529	BK DX554	BK DX554
	4.3L, 5.0L	6 Stud Wheels w/o ABS Ring	P	CV5148	CVX5148	CV5529	BK DX554	BK DX554
	4.3L, 5.0L	8 Stud Wheels w/ ABS Ring	D	CV5274	CVX5274	CV5530X	BK DX530	BK DX530B
	4.3L, 5.0L	8 Stud Wheels w/ ABS Ring	P	CV5274	CVX5274	CV5530X	BK DX530	BK DX530B
	4.3L, 5.0L	8 Stud Wheels w/o ABS Ring	D	CV5149	CVX5149	CV5530	BK DX530	BK DX530B
	4.3L, 5.0L	8 Stud Wheels w/o ABS Ring	P	CV5149	CVX5149	CV5530	BK DX530	BK DX530B
1993-88	6.2L	6 Stud Wheels w/ ABS Ring	D	CV5273	CVX5273	CV5529X	BK DX554	BK DX554
	6.2L	6 Stud Wheels w/ ABS Ring	P	CV5273	CVX5273	CV5529X	BK DX554	BK DX554
	6.2L	6 Stud Wheels w/o ABS Ring	D	CV5148	CVX5148	CV5529	BK DX554	BK DX554
	6.2L	6 Stud Wheels w/o ABS Ring	P	CV5148	CVX5148	CV5529	BK DX554	BK DX554
	6.2L	8 Stud Wheels w/ ABS Ring	D	CV5274	CVX5274	CV5530X	BK DX530	BK DX530B
	6.2L	8 Stud Wheels w/ ABS Ring	P	CV5274	CVX5274	CV5530X	BK DX530	BK DX530B
	6.2L	8 Stud Wheels w/o ABS Ring	D	CV5149	CVX5149	CV5530	BK DX530	BK DX530B
	6.2L	8 Stud Wheels w/o ABS Ring	P	CV5149	CVX5149	CV5530	BK DX530	BK DX530B
K2500 SUBURBAN								
1999-98	5.7L, 6.5L, 7.4L		D	CV5149	CVX5149	CV5530	BK DX530	BK DX530B
	5.7L, 6.5L, 7.4L		P	CV5149	CVX5149	CV5530	BK DX530	BK DX530B
1997-94	6.5L	w/ ABS Ring	D	CV5274	CVX5274	CV5530X	BK DX530	BK DX530B
	6.5L	w/ ABS Ring	P	CV5274	CVX5274	CV5530X	BK DX530	BK DX530B
	6.5L	w/o ABS Ring	D	CV5149	CVX5149	CV5530	BK DX530	BK DX530B

Year Année Ano	Engine	Application Applicacion	Side Coté Lado	Reman CV Shaft Cardan réusiné Cardanica resinada	CV Shaft w/New Outer Joint Cardan avec Joint Ext. Neuf	Reman Outer Joint & Boot Joint Ext. réusiné & Soufflet	Outer Boot Kit Ensemble Soufflet Extérieur Juegos de bota exterior	Inner Boot Kit Ensemble Soufflet Intérieur Juegos de bota Interior
GMC (Cont'd)								
K2500 SUBURBAN (Cont'd)								
1997-94	6.5L	w/o ABS Ring	P	CV5149	CVX5149	CV5530	BK DX530	BK DX530B
1997-92	5.7L	w/ ABS Ring	D	CV5274	CVX5274	CV5530X	BK DX530	BK DX530B
	5.7L	w/ ABS Ring	P	CV5274	CVX5274	CV5530X	BK DX530	BK DX530B
	5.7L	w/o ABS Ring	D	CV5149	CVX5149	CV5530	BK DX530	BK DX530B
	5.7L	w/o ABS Ring	P	CV5149	CVX5149	CV5530	BK DX530	BK DX530B
	7.4L	w/ ABS Ring	D	CV5274	CVX5274	CV5530X	BK DX530	BK DX530B
	7.4L	w/ ABS Ring	P	CV5274	CVX5274	CV5530X	BK DX530	BK DX530B
	7.4L	w/o ABS Ring	D	CV5149	CVX5149	CV5530	BK DX530	BK DX530B
	7.4L	w/o ABS Ring	P	CV5149	CVX5149	CV5530	BK DX530	BK DX530B
K3500 PICKUP								
2000-99	5.7L, 6.5L, 7.4L	Old Body Style	D	CV5149	CVX5149	CV5573	BK DX530	BK DX529AB
	5.7L, 6.5L, 7.4L	Old Body Style	P	CV5149	CVX5149	CV5573	BK DX530	BK DX529AB
1998	5.7L, 6.5L, 7.4L		D	CV5149	CVX5149	CV5573	BK DX530	BK DX529AB
	5.7L, 6.5L, 7.4L		P	CV5149	CVX5149	CV5573	BK DX530	BK DX529AB
1997-92	6.5L	w/ ABS Ring	D	CV5274	CVX5274	CV5530X	BK DX530	BK DX530B
	6.5L	w/ ABS Ring	P	CV5274	CVX5274	CV5530X	BK DX530	BK DX530B
	6.5L	w/o ABS Ring	D	CV5149	CVX5149	CV5530	BK DX530	BK DX530B
	6.5L	w/o ABS Ring	P	CV5149	CVX5149	CV5530	BK DX530	BK DX530B
1997-88	5.7L	w/ ABS Ring	D	CV5274	CVX5274	CV5530X	BK DX530	BK DX530B
	5.7L	w/ ABS Ring	P	CV5274	CVX5274	CV5530X	BK DX530	BK DX530B
	5.7L	w/o ABS Ring	D	CV5149	CVX5149	CV5530	BK DX530	BK DX530B
	5.7L	w/o ABS Ring	P	CV5149	CVX5149	CV5530	BK DX530	BK DX530B
	7.4L	w/ ABS Ring	D	CV5274	CVX5274	CV5530X	BK DX530	BK DX530B
	7.4L	w/ ABS Ring	P	CV5274	CVX5274	CV5530X	BK DX530	BK DX530B
	7.4L	w/o ABS Ring	D	CV5149	CVX5149	CV5530	BK DX530	BK DX530B
	7.4L	w/o ABS Ring	P	CV5149	CVX5149	CV5530	BK DX530	BK DX530B
1993-88	6.2L	w/ ABS Ring	D	CV5274	CVX5274	CV5530X	BK DX530	BK DX530B
	6.2L	w/ ABS Ring	P	CV5274	CVX5274	CV5530X	BK DX530	BK DX530B
	6.2L	w/o ABS Ring	D	CV5149	CVX5149	CV5530	BK DX530	BK DX530B
	6.2L	w/o ABS Ring	P	CV5149	CVX5149	CV5530	BK DX530	BK DX530B
S15 ENVOY								
2002	4.2L		D	CV5411				
	4.2L		P	CV5411				
S15 JIMMY								
2001-97	4.3L	4WD w/ Sport Pkg ZR2	D	CV5331		CV5572	BK DX529	BK DX508
	4.3L	4WD w/ Sport Pkg ZR2	P	CV5332		CV5572	BK DX529	BK DX508
	4.3L	4WD w/o Sport Pkg ZR2	D	CV5329		CV5572	BK DX529	BK DX508
	4.3L	4WD w/o Sport Pkg ZR2	P	CV5330		CV5572	BK DX529	BK DX508
1996-95	4.3L	4WD w/ Sport Pkg ZR2	D	CV5316		CV5511	BK DX529	BK DX528
	4.3L	4WD w/ Sport Pkg ZR2	P	CV5316		CV5511	BK DX529	BK DX528
	4.3L	4WD w/o Sport Pkg ZR2	D	CV5071		CV5511	BK DX529	BK DX528
	4.3L	4WD w/o Sport Pkg ZR2	P	CV5071		CV5511	BK DX529	BK DX528
1994-88	4.3L	4WD	D	CV5071		CV5511	BK DX529	BK DX528
	4.3L	4WD	P	CV5071		CV5511	BK DX529	BK DX528
1989-85	2.8L	4WD	D	CV5071		CV5511	BK DX529	BK DX528
	2.8L	4WD	P	CV5071		CV5511	BK DX529	BK DX528
1988-85	2.5L	4WD	D	CV5071		CV5511	BK DX529	BK DX528
	2.5L	4WD	P	CV5071		CV5511	BK DX529	BK DX528
1984-83	1.9L, 2.0L	4WD	D	CV5071		CV5509	BK DX519	BK DX517
	1.9L, 2.0L	4WD	P	CV5071		CV5509	BK DX519	BK DX517

GMC (cont.)

Year Année Ano	Engine	Application Applicacion	Side Coté Lado	Reman CV Shaft Cardan réusiné Cardanica resinada	CV Shaft w/New Outer Joint Cardan avec Joint Ext. Neuf	Reman Outer Joint & Boot Joint Ext. réusiné & Soufflet	Outer Boot Kit Ensemble Soufflet Extérieur Juegos de bota exterior	Inner Boot Kit Ensemble Soufflet Intérieur Juegos de bota Interior
GMC (Cont'd)								
S15 JIMMY (Cont'd)								
1984-83	2.8L	4WD	D	CV5071		CV5509	BK DX519	BK DX517
	2.8L	4WD	P	CV5071		CV5509	BK DX519	BK DX517
S15 PICKUP								
1990-88	4.3L	4WD	D	CV5071		CV5511	BK DX529	BK DX528
	4.3L	4WD	P	CV5071		CV5511	BK DX529	BK DX528
1990-85	2.5L	4WD	D	CV5071		CV5511	BK DX529	BK DX528
	2.5L	4WD	P	CV5071		CV5511	BK DX529	BK DX528
	2.8L	4WD	D	CV5071		CV5511	BK DX529	BK DX528
	2.8L	4WD	P	CV5071		CV5511	BK DX529	BK DX528
1985	1.9L	4WD	D	CV5071		CV5511	BK DX529	BK DX528
	1.9L	4WD	P	CV5071		CV5511	BK DX529	BK DX528
	2.2L	4WD	D	CV5071		CV5511	BK DX529	BK DX528
	2.2L	4WD	P	CV5071		CV5511	BK DX529	BK DX528
1984	2.2L	4WD	D	CV5071		CV5509	BK DX519	BK DX517
	2.2L	4WD	P	CV5071		CV5509	BK DX519	BK DX517
1984-83	1.9L	4WD	D	CV5071		CV5509	BK DX519	BK DX517
	1.9L	4WD	P	CV5071		CV5509	BK DX519	BK DX517
	2.0L	4WD	D	CV5071		CV5509	BK DX519	BK DX517
	2.0L	4WD	P	CV5071		CV5509	BK DX519	BK DX517
	2.8L	4WD	D	CV5071		CV5509	BK DX519	BK DX517
	2.8L	4WD	P	CV5071		CV5509	BK DX519	BK DX517
S15 SONOMA								
2002-97	2.2L	4WD w/ Sport Pkg ZR2	D	CV5331		CV5572	BK DX529	BK DX508
	2.2L	4WD w/ Sport Pkg ZR2	P	CV5332		CV5572	BK DX529	BK DX508
	2.2L	4WD w/o Sport Pkg ZR2	D	CV5329		CV5572	BK DX529	BK DX508
	2.2L	4WD w/o Sport Pkg ZR2	P	CV5330		CV5572	BK DX529	BK DX508
	4.3L	4WD w/ Sport Pkg ZR2	D	CV5331		CV5572	BK DX529	BK DX508
	4.3L	4WD w/ Sport Pkg ZR2	P	CV5332		CV5572	BK DX529	BK DX508
	4.3L	4WD w/o Sport Pkg ZR2	D	CV5329		CV5572	BK DX529	BK DX508
	4.3L	4WD w/o Sport Pkg ZR2	P	CV5330		CV5572	BK DX529	BK DX508
1996-95	2.2L	4WD w/ Sport Pkg ZR2	D	CV5316		CV5511	BK DX529	BK DX528
	2.2L	4WD w/ Sport Pkg ZR2	P	CV5316		CV5511	BK DX529	BK DX528
	2.2L	4WD w/o Sport Pkg ZR2	D	CV5071		CV5511	BK DX529	BK DX528
	2.2L	4WD w/o Sport Pkg ZR2	P	CV5071		CV5511	BK DX529	BK DX528
	4.3L	4WD w/ Sport Pkg ZR2	D	CV5316		CV5511	BK DX529	BK DX528
	4.3L	4WD w/ Sport Pkg ZR2	P	CV5316		CV5511	BK DX529	BK DX528
	4.3L	4WD w/o Sport Pkg ZR2	D	CV5071		CV5511	BK DX529	BK DX528
	4.3L	4WD w/o Sport Pkg ZR2	P	CV5071		CV5511	BK DX529	BK DX528
1994	2.2L	4WD	D	CV5071		CV5511	BK DX529	BK DX528
	2.2L	4WD	P	CV5071		CV5511	BK DX529	BK DX528
1994-91	4.3L	4WD	D	CV5071		CV5511	BK DX529	BK DX528
	4.3L	4WD	P	CV5071		CV5511	BK DX529	BK DX528
1993-91	2.5L, 2.8L	4WD	D	CV5071		CV5511	BK DX529	BK DX528
	2.5L, 2.8L	4WD	P	CV5071		CV5511	BK DX529	BK DX528
S15 SYCLONE								
1991	4.3L	4WD	D	CV5071		CV5511	BK DX529	BK DX528
	4.3L	4WD	P	CV5071		CV5511	BK DX529	BK DX528
S15 TYPHOON								
1993-92	4.3L	4WD	D	CV5071		CV5511	BK DX529	BK DX528

Year Année Ano	Engine	Application Applicacion	Side Coté Lado	Reman CV Shaft Cardan réusiné Cardanica resinada	CV Shaft w/New Outer Joint Cardan avec Joint Ext. Neuf	Reman Outer Joint & Boot Joint Ext. réusiné & Soufflet	Outer Boot Kit Ensemble Soufflet Extérieur Juegos de bota exterior	Inner Boot Kit Ensemble Soufflet Intérieur Juegos de bota Interior
GMC (Cont'd)								
S15 TYPHOON (Cont'd)								
1993-92	4.3L	4WD	P	CV5071		CV5511	BK DX529	BK DX528
SAFARI								
2002-97	4.3L	Front Shafts	D	CV5328	CVX5328	CV5529	BK DX554	BK DX508
	4.3L	Front Shafts	P	CV5328	CVX5328	CV5529	BK DX554	BK DX508
1998-90	4.3L	Front Propelling Shaft w/ Universal Joint	S	CV5317				
	4.3L	Front Propelling Shaft w/o Universal Joint	S	CV5241			BK DX106	BK DX106
1996-89	4.3L	Front Shafts w/ ABS Ring	D	CV5263	CVX5263	CV5529X	BK DX554	BK DX528
	4.3L	Front Shafts w/ ABS Ring	P	CV5263	CVX5263	CV5529X	BK DX554	BK DX528
	4.3L	Front Shafts w/o ABS Ring	D	CV5262	CVX5262	CV5529	BK DX554	BK DX528
	4.3L	Front Shafts w/o ABS Ring	P	CV5262	CVX5262	CV5529	BK DX554	BK DX528
1990	2.5L	Front Propelling Shaft w/ Universal Joint	S	CV5317				
	2.5L	Front Propelling Shaft w/o Universal Joint	S	CV5241			BK DX106	BK DX106
1990-89	2.5L	Front Shafts w/ ABS Ring	D	CV5263	CVX5263	CV5529X	BK DX554	BK DX528
	2.5L	Front Shafts w/ ABS Ring	P	CV5263	CVX5263	CV5529X	BK DX554	BK DX528
	2.5L	Front Shafts w/o ABS Ring	D	CV5262	CVX5262	CV5529	BK DX554	BK DX528
	2.5L	Front Shafts w/o ABS Ring	P	CV5262	CVX5262	CV5529	BK DX554	BK DX528
SIERRA 1500								
2002-01	4.3L, 4.8L	Crew Cab	D	CV5384			BK DX530	BK DX529AB
	4.3L, 4.8L	Crew Cab	P	CV5384			BK DX530	BK DX529AB
	4.3L, 4.8L	except Crew Cab	D	CV5383			BK DX554	BK DX552
	4.3L, 4.8L	except Crew Cab	P	CV5383			BK DX554	BK DX552
2001	5.3L	Crew Cab	D	CV5384			BK DX530	BK DX529AB
	5.3L	Crew Cab	P	CV5384			BK DX530	BK DX529AB
	5.3L	except Crew Cab	D	CV5383			BK DX554	BK DX552
	5.3L	except Crew Cab	P	CV5383			BK DX554	BK DX552
2000	4.3L, 4.8L, 5.3L		D	CV5383			BK DX554	BK DX552
	4.3L, 4.8L, 5.3L		P	CV5383			BK DX554	BK DX552
1999	4.3L, 4.8L, 5.3L	New Body Style	D	CV5383			BK DX554	BK DX552
	4.3L, 4.8L, 5.3L	New Body Style	P	CV5383			BK DX554	BK DX552
SIERRA 1500 HD								
2002-01	6.0L	Crew Cab	D	CV5384			BK DX530	BK DX529AB
	6.0L	Crew Cab	P	CV5384			BK DX530	BK DX529AB
	6.0L	except Crew Cab	D	CV5383			BK DX554	BK DX552
	6.0L	except Crew Cab	P	CV5383			BK DX554	BK DX552
SIERRA 2500								
2002-01	5.3L, 6.0L, 6.6L, 8.1L		D	CV5384			BK DX530	BK DX529AB
	5.3L, 6.0L, 6.6L, 8.1L		P	CV5384			BK DX530	BK DX529AB
2000-99	5.3L, 6.0L	New Body Style	D	CV5384			BK DX530	BK DX529AB
	5.3L, 6.0L	New Body Style	P	CV5384			BK DX530	BK DX529AB
SIERRA 2500 HD								
2002-01	6.0L, 6.6L, 8.1L		D	CV5384			BK DX530	BK DX529AB
	6.0L, 6.6L, 8.1L		P	CV5384			BK DX530	BK DX529AB
SIERRA 3500								
2002-01	6.0L, 6.6L, 8.1L		D	CV5384			BK DX530	BK DX529AB
	6.0L, 6.6L, 8.1L		P	CV5384			BK DX530	BK DX529AB

GMC (cont.)

Year Année Ano	Engine	Application Applicacion	Side Coté Lado	Reman CV Shaft Cardan réusiné Cardanica resinada	CV Shaft w/New Outer Joint Cardan avec Joint Ext. Neuf	Reman Outer Joint & Boot Joint Ext. réusiné & Soufflet	Outer Boot Kit Ensemble Soufflet Extérieur Juegos de bota exterior	Inner Boot Kit Ensemble Soufflet Intérieur Juegos de bota Interior
GMC (Cont'd)								
SIERRA C3								
2001	6.0L		D	CV5384			BK DX530	BK DX529AB
	6.0L		P	CV5384			BK DX530	BK DX529AB
SIERRA DENALI								
2002	6.0L		D	CV5384			BK DX530	BK DX529AB
	6.0L		P	CV5384			BK DX530	BK DX529AB
YUKON								
2002-01	4.8L, 5.3L	6 Stud Wheels	D	CV5383			BK DX554	BK DX552
	4.8L, 5.3L	6 Stud Wheels	P	CV5383			BK DX554	BK DX552
2000	4.8L, 5.3L	New Body Style 6 Stud Wheels	D	CV5383			BK DX554	BK DX552
	4.8L, 5.3L	New Body Style 6 Stud Wheels	P	CV5383			BK DX554	BK DX552
	5.7L	Old Body Style	D	CV5148	CVX5148	CV5529	BK DX554	BK DX552
	5.7L	Old Body Style	P	CV5148	CVX5148	CV5529	BK DX554	BK DX552
1999	6.5L		D	CV5148	CVX5148	CV5529	BK DX554	BK DX552
	6.5L		P	CV5148	CVX5148	CV5529	BK DX554	BK DX552
1999-98	5.7L		D	CV5148	CVX5148	CV5529	BK DX554	BK DX552
	5.7L		P	CV5148	CVX5148	CV5529	BK DX554	BK DX552
1997-94	6.5L	w/ ABS Ring	D	CV5273	CVX5273	CV5529X	BK DX554	BK DX554
	6.5L	w/ ABS Ring	P	CV5273	CVX5273	CV5529X	BK DX554	BK DX554
	6.5L	w/o ABS Ring	D	CV5148	CVX5148	CV5529	BK DX554	BK DX554
	6.5L	w/o ABS Ring	P	CV5148	CVX5148	CV5529	BK DX554	BK DX554
1997-92	5.7L	w/ ABS Ring	D	CV5273	CVX5273	CV5529X	BK DX554	BK DX554
	5.7L	w/ ABS Ring	P	CV5273	CVX5273	CV5529X	BK DX554	BK DX554
	5.7L	w/o ABS Ring	D	CV5148	CVX5148	CV5529	BK DX554	BK DX554
	5.7L	w/o ABS Ring	P	CV5148	CVX5148	CV5529	BK DX554	BK DX554
YUKON XL 1500								
2002-01	5.3L	6 Stud Wheels	D	CV5383			BK DX554	BK DX552
	5.3L	6 Stud Wheels	P	CV5383			BK DX554	BK DX552
2000	5.3L	New Body Style 6 Stud Wheels	D	CV5383			BK DX554	BK DX552
	5.3L	New Body Style 6 Stud Wheels	P	CV5383			BK DX554	BK DX552
YUKON XL 2500								
2002-01	6.0L, 8.1L	8 Stud Wheels	D	CV5384			BK DX530	BK DX529AB
	6.0L, 8.1L	8 Stud Wheels	P	CV5384			BK DX530	BK DX529AB
2000	5.3L, 6.0L	New Body Style 8 Stud Wheels	D	CV5384			BK DX530	BK DX529AB
	5.3L, 6.0L	New Body Style 8 Stud Wheels	P	CV5384			BK DX530	BK DX529AB
HONDA								
ACCORD								
2002-98	2.3L	AT w/ ABS	D	CV6333	CVX6333		BK DX625	BK DX610
	2.3L	AT w/ ABS	P	CV6334	CVX6334		BK DX625	BK DX610
	2.3L	AT w/o ABS	D	CV6331	CVX6331		BK DX625	BK DX610
	2.3L	AT w/o ABS	P	CV6332	CVX6332		BK DX625	BK DX610
	2.3L	MT w/ ABS	D	CV6337	CVX6337		BK DX625	BK DX610
	2.3L	MT w/ ABS	P	CV6334	CVX6334		BK DX625	BK DX610
	2.3L	MT w/o ABS	D	CV6335	CVX6335		BK DX625	BK DX610
	2.3L	MT w/o ABS	P	CV6332	CVX6332		BK DX625	BK DX610
	3.0L	AT	D	CV6339			BK DX625	BK DX610
	3.0L	AT	P	CV6340			BK DX625	BK DX610
1997-95	2.7L	w/ ABS	D	CV6308	CVX6308		BK DX625	BK DX610
	2.7L	w/ ABS	P	CV6309	CVX6309		BK DX625	BK DX610
	2.7L	w/o ABS	D	CV6306	CVX6306	CV6123	BK DX625	BK DX610
	2.7L	w/o ABS	P	CV6307	CVX6307	CV6123	BK DX625	BK DX610

HONDA (cont.)

Year Année Ano	Engine	Application Applicacion	Side Coté Lado	Reman CV Shaft Cardan réusiné Cardanica resinada	CV Shaft w/New Outer Joint Cardan avec Joint Ext. Neuf	Reman Outer Joint & Boot Joint Ext. réusiné & Soufflet	Outer Boot Kit Ensemble Soufflet Extérieur Juegos de bota exterior	Inner Boot Kit Ensemble Soufflet Intérieur Juegos de bota Interior
HONDA (Cont'd)								
ACCORD (Cont'd)								
1997-94	2.2L	AT w/ ABS	D	CV6302	CVX6302	CV6123X	BK DX625	BK DX610
	2.2L	AT w/ ABS	P	CV6303	CVX6303	CV6123X	BK DX625	BK DX610
	2.2L	AT w/o ABS	D	CV6300	CVX6300	CV6123	BK DX625	BK DX610
	2.2L	AT w/o ABS	P	CV6301	CVX6301	CV6123	BK DX625	BK DX610
	2.2L	MT w/ ABS	D	CV6305	CVX6305	CV6123X	BK DX625	BK DX610
	2.2L	MT w/ ABS	P	CV6303	CVX6303	CV6123X	BK DX625	BK DX610
	2.2L	MT w/o ABS	D	CV6304	CVX6304	CV6123	BK DX625	BK DX610
	2.2L	MT w/o ABS	P	CV6301	CVX6301	CV6123	BK DX625	BK DX610
1993-90	2.2L	AT w/ ABS	D	CV6084	CVX6084	CV6123X	BK DX625	BK DX610
	2.2L	AT w/ ABS	P	CV6085	CVX6085	CV6123X	BK DX625	BK DX610
	2.2L	AT w/o ABS	D	CV6080	CVX6080	CV6123	BK DX625	BK DX610
	2.2L	AT w/o ABS	P	CV6081	CVX6081	CV6123	BK DX625	BK DX610
	2.2L	MT w/ ABS	D	CV6086	CVX6086	CV6123X	BK DX625	BK DX610
	2.2L	MT w/ ABS	P	CV6085	CVX6085	CV6123X	BK DX625	BK DX610
	2.2L	MT w/o ABS	D	CV6082	CVX6082	CV6123	BK DX625	BK DX610
	2.2L	MT w/o ABS	P	CV6081	CVX6081	CV6123	BK DX625	BK DX610
1989-86	2.0L	AT	D	CV6009	CVX6009	CV6103L	BK DX604	BK DX607
	2.0L	AT	P	CV6010	CVX6010	CV6103R	BK DX624	BK DX610
	2.0L	MT	D	CV6011	CVX6011	CV6103L	BK DX604	BK DX607
	2.0L	MT	P	CV6010	CVX6010	CV6103R	BK DX624	BK DX610
1985	1.8L	AT w/ Fuel Inj.	D	CV6013		CV6104	BK DX604	BK DX607
	1.8L	AT w/ Fuel Inj.	P	CV6014		CV6104	BK DX624	BK DX610
	1.8L	MT w/ Fuel Inj.	D	CV6018		CV6104	BK DX604	BK DX607
	1.8L	MT w/ Fuel Inj.	P	CV6014		CV6104	BK DX624	BK DX610
1985-84	1.8L	AT w/Carb	D	CV6015		CV6105L	BK DX603	BK DX609
	1.8L	AT w/Carb	P	CV6016		CV6105R	BK DX623	BK DX608
	1.8L	MT w/Carb	D	CV6017		CV6105L	BK DX603	BK DX609
	1.8L	MT w/Carb	P	CV6016		CV6105R	BK DX623	BK DX608
1983	1.6L, 1.8L	3 Door from DC 099355	D	CV6068		CV6110L	BK DX603	BK DX609
	1.6L, 1.8L	3 Door from DC 099355	P	CV6052		CV6110R	BK DX623	BK DX608
	1.6L, 1.8L	4 Door from DC 101604	D	CV6068		CV6110L	BK DX603	BK DX609
	1.6L, 1.8L	4 Door from DC 101604	P	CV6052		CV6110R	BK DX623	BK DX608
1983-82	1.6L, 1.8L	3 Door to DC 099354	D	CV6051		CV6109L	BK DX603	BK DX609
	1.6L, 1.8L	3 Door to DC 099354	P	CV6019		CV6109R	BK DX623	BK DX608
	1.6L, 1.8L	4 Door to DC 0101603	D	CV6051		CV6109L	BK DX603	BK DX609
	1.6L, 1.8L	4 Door to DC 0101603	P	CV6019		CV6109R	BK DX623	BK DX608
1981	1.6L, 1.8L	Outer Joint: 23 Outside Splines & 30 Inside Gaps	D	CV6070		CV6115	BK DX623	BK DX608
	1.6L, 1.8L	Outer Joint: 23 Outside Splines & 30 Inside Gaps	P	CV6071		CV6115	BK DX623	BK DX608
	1.6L, 1.8L	Outer Joint: 24 Outside Splines & 30 Inside Gaps	D	CV6072		CV6109R	BK DX623	BK DX608
	1.6L, 1.8L	Outer Joint: 24 Outside Splines & 30 Inside Gaps	P	CV6073		CV6109R	BK DX623	BK DX608
1980	1.6L		D	CV6027		CV6102	BK DX216	BK DX215
	1.6L		P	CV6028		CV6102	BK DX216	BK DX215
	1.8L		D	CV6027		CV6102	BK DX216	BK DX215
	1.8L		P	CV6028		CV6102	BK DX216	BK DX215
1979	1.8L		D	CV6029		CV6108	BK DX216	BK DX215
	1.8L		P	CV6030		CV6108	BK DX216	BK DX215
1979-76	1.6L		D	CV6029		CV6108	BK DX216	BK DX215
	1.6L		P	CV6030		CV6108	BK DX216	BK DX215

HONDA (cont.)

Year Année Ano	Engine	Application Aplicacion	Side Coté Lado	Reman CV Shaft Cardan réusiné Cardanica resinada	CV Shaft w/New Outer Joint Cardan avec Joint Ext. Neuf	Reman Outer Joint & Boot Joint Ext. réusiné & Soufflet	Outer Boot Kit Ensemble Soufflet Extérieur Juegos de bota exterior	Inner Boot Kit Ensemble Soufflet Intérieur Juegos de bota Interior
HONDA (Cont'd)								
CIVIC								
2002-01	1.7L	AT w/ ABS	D	CV6351				
	1.7L	AT w/ ABS	P	CV6352				
	1.7L	AT w/o ABS	D	CV6349				
	1.7L	AT w/o ABS	P	CV6350				
	1.7L	MT w/ ABS	D	CV6355				
	1.7L	MT w/ ABS	P	CV6356				
	1.7L	MT w/o ABS	D	CV6353				
	1.7L	MT w/o ABS	P	CV6354				
2000-99	1.6L	exc.SiR w/ ABS	D	CV6310	CVX6310	CV6128X	BK DX627	BK DX632
	1.6L	exc.SiR w/ ABS	P	CV6311	CVX6311	CV6128X	BK DX627	BK DX632
	1.6L	exc.SiR w/o ABS	D	CV6094	CVX6094	CV6128	BK DX627	BK DX632
	1.6L	exc.SiR w/o ABS	P	CV6095	CVX6095	CV6128	BK DX627	BK DX632
	1.6L	SiR DOHC VTEC	D	CV8429	CVX8429			
	1.6L	SiR DOHC VTEC	P	CV8407	CVX8407			
1998-92	1.6L	w/ ABS	D	CV6310	CVX6310	CV6128X	BK DX627	BK DX626
	1.6L	w/ ABS	P	CV6311	CVX6311	CV6128X	BK DX627	BK DX626
	1.6L	w/o ABS	D	CV6094	CVX6094	CV6128	BK DX627	BK DX626
	1.6L	w/o ABS	P	CV6095	CVX6095	CV6128	BK DX627	BK DX626
1995-92	1.5L	w/ ABS	D	CV6310	CVX6310	CV6128X	BK DX627	BK DX626
	1.5L	w/ ABS	P	CV6311	CVX6311	CV6128X	BK DX627	BK DX626
	1.5L	w/o ABS	D	CV6094	CVX6094	CV6128	BK DX627	BK DX626
	1.5L	w/o ABS	P	CV6095	CVX6095	CV6128	BK DX627	BK DX626
1991-90	1.6L	EX	D	CV6059	CVX6059	CV6119	BK DX627	BK DX608
	1.6L	EX	P	CV6060	CVX6060	CV6119	BK DX627	BK DX608
	1.6L	SI	D	CV6059	CVX6059	CV6119	BK DX627	BK DX608
	1.6L	SI	P	CV6060	CVX6060	CV6119	BK DX627	BK DX608
1991-89	1.6L	Front 4WD Wagon	D	CV6078		CV6120	BK DX308	BK DX766
	1.6L	Front 4WD Wagon	P	CV6079		CV6120	BK DX308	BK DX766
	1.6L	Rear 4WD Wagon	D	CV6061		CV6113	BK DX623	BK DX622
	1.6L	Rear 4WD Wagon	P	CV6062		CV6113	BK DX623	BK DX622
1991-88	1.5L	AT & 5 spd. MT (exc. Si & Ex)	D	CV6059	CVX6059	CV6114	BK DX623	BK DX608
	1.5L	AT & 5 spd. MT (exc. Si & Ex)	P	CV6060	CVX6060	CV6114	BK DX623	BK DX608
	1.5L	Front 4WD Wagon	D	CV6078		CV6120	BK DX308	BK DX766
	1.5L	Front 4WD Wagon	P	CV6079		CV6120	BK DX308	BK DX766
	1.5L	Rear 4WD Wagon	D	CV6061		CV6113	BK DX623	BK DX622
	1.5L	Rear 4WD Wagon	P	CV6062		CV6113	BK DX623	BK DX622
	1.5L, 1.6L	MT 4 spd.	D	CV6088	CVX6088	CV6113	BK DX623	BK DX617
	1.5L, 1.6L	MT 4 spd.	P	CV6089	CVX6089	CV6113	BK DX623	BK DX622
1989	1.6L	SI	D	CV6059	CVX6059	CV6114	BK DX623	BK DX608
	1.6L	SI	P	CV6060	CVX6060	CV6114	BK DX623	BK DX608
1987-85	1.3L, 1.5L	4WD Wagon	D	CV6045		CV6120	BK DX308	BK DX766
	1.3L, 1.5L	4WD Wagon	P	CV6046		CV6120	BK DX308	BK DX766
1987-84	1.3L, 1.5L	4 spd. MT from ES0005662	D	CV6001	CVX6001	CV6113	BK DX603	BK DX617
	1.3L, 1.5L	4 spd. MT from ES0005662	P	CV6002	CVX6002	CV6113	BK DX623	BK DX622
	1.3L, 1.5L	exc. 4 spd. MT	D	CV6001	CVX6001	CV6101L	BK DX603	BK DX609
	1.3L, 1.5L	exc. 4 spd. MT	P	CV6002	CVX6002	CV6101R	BK DX623	BK DX608
1984	1.3L, 1.5L	4 spd. MT to ES0005661	D	CV6001	CVX6001	CV6111	BK DX373	BK DX215
	1.3L, 1.5L	4 spd. MT to ES0005661	P	CV6002	CVX6002	CV6111	BK DX373	BK DX215
1983-80	1.3L		D	CV6005		CV6102	BK DX216	BK DX215
	1.3L		P	CV6006		CV6102	BK DX216	BK DX215
	1.5L		D	CV6005		CV6102	BK DX216	BK DX215
	1.5L		P	CV6006		CV6102	BK DX216	BK DX215

HONDA (cont.)

Year Année Ano	Engine	Application Applicacion	Side Coté Lado	Reman CV Shaft Cardan réusiné Cardanica resinada	CV Shaft w/New Outer Joint Cardan avec Joint Ext. Neuf	Reman Outer Joint & Boot Joint Ext. réusiné & Soufflet	Outer Boot Kit Ensemble Soufflet Extérieur Juegos de bota exterior	Inner Boot Kit Ensemble Soufflet Intérieur Juegos de bota Interior
HONDA (Cont'd)								
CIVIC								
1979-75	1.5L		D	CV6007		CV6108	BK DX216	BK DX215
	1.5L		P	CV6000		CV6108	BK DX216	BK DX215
1979-73	1.2L		D	CV6007		CV6108	BK DX216	BK DX215
	1.2L		P	CV6008		CV6108	BK DX216	BK DX215
CIVIC DEL SOL								
1997-95	1.6L	exc.VTEC w/ ABS	D	CV6310	CVX6310	CV6128X	BK DX627	BK DX626
	1.6L	exc.VTEC w/ ABS	P	CV6311	CVX6311	CV6128X	BK DX627	BK DX626
	1.6L	exc.VTEC w/o ABS	D	CV6094	CVX6094	CV6128	BK DX627	BK DX626
	1.6L	exc.VTEC w/o ABS	P	CV6095	CVX6095	CV6128	BK DX627	BK DX626
1997-94	1.6L	VTEC w/ ABS	D	CV8429	CVX8429	CV6116X	BK DX624	BK DX610
	1.6L	VTEC w/ ABS	P	CV8407	CVX8407	CV6116X	BK DX624	BK DX610
	1.6L	VTEC w/o ABS	D	CV8425	CVX8425	CV6116	BK DX624	BK DX610
	1.6L	VTEC w/o ABS	P	CV8411	CVX8411	CV6116	BK DX624	BK DX610
1995	1.5L	exc.VTEC w/ ABS	D	CV6310	CVX6310	CV6128X	BK DX627	BK DX626
	1.5L	exc.VTEC w/ ABS	P	CV6311	CVX6311	CV6128X	BK DX627	BK DX626
	1.5L	exc.VTEC w/o ABS	D	CV6094	CVX6094	CV6128	BK DX627	BK DX626
	1.5L	exc.VTEC w/o ABS	P	CV6095	CVX6095	CV6128	BK DX627	BK DX626
1994-93	1.5L, 1.6L	w/ ABS	D	CV6310	CVX6310	CV6128X	BK DX627	BK DX626
	1.5L, 1.6L	w/ ABS	P	CV6311	CVX6311	CV6128X	BK DX627	BK DX626
	1.5L, 1.6L	w/o ABS	D	CV6094	CVX6094	CV6128	BK DX627	BK DX626
	1.5L, 1.6L	w/o ABS	P	CV6095	CVX6095	CV6128	BK DX627	BK DX626
CR-V								
2002	2.4L		D	CV6357				
	2.4L		P	CV6358				
2001-99	2.0L	Front Shaft AT w/ ABS	D	CV6318		CV6135X	BK DX634	BK DX610
	2.0L	Front Shaft AT w/ ABS	P	CV6319		CV6135X	BK DX634	BK DX610
	2.0L	Front Shaft AT w/o ABS	D	CV6316		CV6135	BK DX634	BK DX610
	2.0L	Front Shaft AT w/o ABS	P	CV6317		CV6135	BK DX634	BK DX610
	2.0L	Front Shaft MT w/ ABS	D	CV6318		CV6135X	BK DX634	BK DX610
	2.0L	Front Shaft MT w/ ABS	P	CV6346		CV6135X	BK DX634	BK DX610
	2.0L	Front Shaft MT w/o ABS	D	CV6316		CV6135	BK DX634	BK DX610
	2.0L	Front Shaft MT w/o ABS	P	CV6345		CV6135	BK DX634	BK DX610
2001-97	2.0L	Rear Shaft w/ ABS	D	CV6322			BK DX628	BK DX628
	2.0L	Rear Shaft w/ ABS	P	CV6323			BK DX628	BK DX628
	2.0L	Rear Shaft w/o ABS	D	CV6320			BK DX628	BK DX628
1998-97	2.0L	Rear Shaft w/o ABS	P	CV6321			BK DX628	BK DX628
	2.0L	Front Shaft AT w/ ABS	D	CV6318		CV6135X	BK DX625	BK DX610
	2.0L	Front Shaft AT w/ ABS	P	CV6319		CV6135X	BK DX625	BK DX610
	2.0L	Front Shaft AT w/o ABS	D	CV6316		CV6135	BK DX625	BK DX610
	2.0L	Front Shaft AT w/o ABS	P	CV6317		CV6135	BK DX625	BK DX610
	2.0L	Front Shaft MT w/ ABS	D	CV6318		CV6135X	BK DX625	BK DX610
	2.0L	Front Shaft MT w/ ABS	P	CV6346		CV6135X	BK DX625	BK DX610
	2.0L	Front Shaft MT w/o ABS	D	CV6316		CV6135	BK DX625	BK DX610
2.0L	Front Shaft MT w/o ABS	P	CV6345		CV6135	BK DX625	BK DX610	
CRX								
1991-90	1.6L	SI	D	CV6059	CVX6059	CV6119	BK DX627	BK DX608
	1.6L	SI	P	CV6060	CVX6060	CV6119	BK DX627	BK DX608
1991-88	1.5L	DX	D	CV6059	CVX6059	CV6114	BK DX623	BK DX608
	1.5L	DX	P	CV6060	CVX6060	CV6114	BK DX623	BK DX608
	1.5L	High Fuel Economy	D	CV6088	CVX6088	CV6113	BK DX623	BK DX617

HONDA (cont.)

Year Année Ano	Engine	Application Aplicacion	Side Coté Lado	Reman CV Shaft Cardan réusiné Cardanica resinada	CV Shaft w/New Outer Joint Cardan avec Joint Ext. Neuf	Reman Outer Joint & Boot Joint Ext. réusiné & Soufflet	Outer Boot Kit Ensemble Soufflet Extérieur Juegos de bota exterior	Inner Boot Kit Ensemble Soufflet Intérieur Juegos de bota Interior
HONDA (Cont'd)								
CRX (Cont'd)								
1991-88	1.5L	High Fuel Economy	P	CV6089	CVX6089	CV6113	BK DX623	BK DX622
1989-88	1.6L	SI	D	CV6059	CVX6059	CV6114	BK DX623	BK DX608
	1.6L	SI	P	CV6060	CVX6060	CV6114	BK DX623	BK DX608
1987-85	1.5L	exc. 4 spd. MT	D	CV6001	CVX6001	CV6101L	BK DX603	BK DX609
	1.5L	exc. 4 spd. MT	P	CV6002	CVX6002	CV6101R	BK DX623	BK DX608
	1.5L	High Fuel Economy	D	CV6001	CVX6001	CV6112	BK DX309	BK DX215
	1.5L	High Fuel Economy	P	CV6002	CVX6002	CV6112	BK DX309	BK DX215
1987-84	1.5L	4 spd. MT from ES0005662	D	CV6001	CVX6001	CV6113	BK DX603	BK DX617
	1.5L	4 spd. MT from ES0005662	P	CV6002	CVX6002	CV6113	BK DX623	BK DX622
1984	1.3L	4 spd. MT to ES0005661	D	CV6001	CVX6001	CV6111	BK DX373	BK DX215
	1.3L	4 spd. MT to ES0005661	P	CV6002	CVX6002	CV6111	BK DX373	BK DX215
INSIGHT								
2002-00	1.0L	AT	D	CV6359				
	1.0L	AT	P	CV6360				
	1.0L	MT	D	CV6361				
	1.0L	MT	P	CV6362				
ODYSSEY								
2002-99	3.5L		D	CV6347			BK DX633	BK DX387
	3.5L		P	CV6348			BK DX633	BK DX773
1998	2.3L		D	CV6343			BK DX625	BK DX610
	2.3L		P	CV6344			BK DX625	BK DX610
1997-95	2.2L		D	CV6324	CVX6324	CV6133X	BK DX625	BK DX610
	2.2L		P	CV6325	CVX6325	CV6133X	BK DX625	BK DX610
PASSPORT								
2002	3.2L		D	CV9631				
	3.2L		P	CV9631				
2001-98	3.2L		D	CV9626			BK DX368	BK DX372
	3.2L		P	CV9626			BK DX368	BK DX372
1997-96	3.2L		D	CV9522			BK DX368	BK DX372
	3.2L		P	CV9522			BK DX368	BK DX372
1996	2.6L		D	CV9522			BK DX368	BK DX372
	2.6L		P	CV9522			BK DX368	BK DX372
1995-94	2.6L		D	CV9505	CVX9505	CV9527	BK DX370	BK DX369
	2.6L		P	CV9506	CVX9506	CV9527	BK DX370	BK DX369
	3.2L		D	CV9505	CVX9505	CV9527	BK DX370	BK DX369
	3.2L		P	CV9506	CVX9506	CV9527	BK DX370	BK DX369
PRELUDE								
2001	2.2L	exc. SH Series	D	CV6326			BK DX634	BK DX610
	2.2L	exc. SH Series	P	CV6327			BK DX634	BK DX610
2001-97	2.2L	SH Series	D	CV6328			BK DX625	BK DX610
	2.2L	SH Series	P	CV6329			BK DX625	BK DX610
2000-97	2.2L	exc. SH Series	D	CV6326		CV6135	BK DX625	BK DX610
	2.2L	exc. SH Series	P	CV6327		CV6135	BK DX625	BK DX610
1996-92	2.2L, 2.3L	AT w/ ABS	D	CV6053		CV6131	BK DX625	BK DX610
	2.2L, 2.3L	AT w/ ABS	P	CV6056		CV6131	BK DX625	BK DX606
	2.2L, 2.3L	AT w/o ABS	D	CV6097		CV6130	BK DX625	BK DX610
	2.2L, 2.3L	AT w/o ABS	P	CV6099		CV6130	BK DX625	BK DX606
	2.2L, 2.3L	MT w/ ABS	D	CV6055		CV6131	BK DX625	BK DX606
	2.2L, 2.3L	MT w/ ABS	P	CV6056		CV6131	BK DX625	BK DX606

HONDA (cont.)

Year Année Ano	Engine	Application Applicacion	Side Coté Lado	Reman CV Shaft Cardan réusiné Cardanica resinada	CV Shaft w/New Outer Joint Cardan avec Joint Ext. Neuf	Reman Outer Joint & Boot Joint Ext. réusiné & Soufflet	Outer Boot Kit Ensemble Soufflet Extérieur Juegos de bota exterior	Inner Boot Kit Ensemble Soufflet Intérieur Juegos de bota Interior
HONDA (Cont'd)								
PRELUDE (Cont'd)								
1996-92	2.2L, 2.3L	MT w/o ABS	D	CV6098		CV6130	BK DX625	BK DX606
	2.2L, 2.3L	MT w/o ABS	P	CV6099		CV6130	BK DX625	BK DX606
1991	2.2L	w/ ABS	D	CV6092	CVX6092	CV6123X	BK DX625	BK DX610
	2.2L	w/ ABS	P	CV6093	CVX6093	CV6123X	BK DX625	BK DX610
	2.2L	w/o ABS	D	CV6090	CVX6090	CV6123	BK DX625	BK DX610
	2.2L	w/o ABS	P	CV6091	CVX6091	CV6123	BK DX625	BK DX610
1991-90	2.0L, 2.1L	w/ ABS	D	CV6092	CVX6092	CV6123X	BK DX625	BK DX610
	2.0L, 2.1L	w/ ABS	P	CV6093	CVX6093	CV6123X	BK DX625	BK DX610
	2.0L, 2.1L	w/o ABS	D	CV6090	CVX6090	CV6123	BK DX625	BK DX610
	2.0L, 2.1L	w/o ABS	P	CV6091	CVX6091	CV6123	BK DX625	BK DX610
1989-88	2.0L		D	CV6063	CVX6063	CV6116	BK DX624	BK DX610
	2.0L		P	CV6064	CVX6064	CV6116	BK DX624	BK DX610
1987-85	2.0L	AT	D	CV6031	CVX6031	CV6104L	BK DX604	BK DX607
	2.0L	AT	P	CV6032	CVX6032	CV6104R	BK DX624	BK DX610
	2.0L	MT	D	CV6033	CVX6033	CV6104L	BK DX604	BK DX607
	2.0L	MT	P	CV6032	CVX6032	CV6104R	BK DX624	BK DX610
1987-84	1.8L	Japanese Production AT	D	CV6035	CVX6035	CV6104L	BK DX604	BK DX607
	1.8L	Japanese Production AT	P	CV6038	CVX6038	CV6104R	BK DX624	BK DX610
	1.8L	Japanese Production MT	D	CV6037	CVX6037	CV6104L	BK DX604	BK DX607
	1.8L	Japanese Production MT	P	CV6038	CVX6038	CV6104R	BK DX624	BK DX610
	1.8L	USA Production AT	D	CV6065		CV6105L	BK DX603	BK DX609
	1.8L	USA Production AT	P	CV6067		CV6105R	BK DX623	BK DX608
	1.8L	USA Production MT	D	CV6066		CV6105L	BK DX603	BK DX609
	1.8L	USA Production MT	P	CV6067		CV6105R	BK DX623	BK DX608
1983	1.6L, 1.8L	Japanese Production	D	CV6039		CV6106L	BK DX604	BK DX607
	1.6L, 1.8L	Japanese Production	P	CV6040		CV6106R	BK DX624	BK DX610
	1.6L, 1.8L	USA Production	D	CV6020		CV6105L	BK DX603	BK DX609
	1.6L, 1.8L	USA Production	P	CV6021		CV6105R	BK DX623	BK DX608
1982-81	1.6L		D	CV6041		CV6107	BK DX216	BK DX215
	1.6L		P	CV6042		CV6107	BK DX216	BK DX215
	1.8L		D	CV6041		CV6107	BK DX216	BK DX215
	1.8L		P	CV6042		CV6107	BK DX216	BK DX215
1980-79	1.6L		D	CV6043		CV6102	BK DX216	BK DX215
	1.6L		P	CV6044		CV6102	BK DX216	BK DX215
	1.8L		D	CV6043		CV6102	BK DX216	BK DX215
	1.8L		P	CV6044		CV6102	BK DX216	BK DX215
WAGOVAN								
1989-88	1.5L	Front	D	CV6078		CV6120	BK DX308	BK DX766
	1.5L	Front	P	CV6079		CV6120	BK DX308	BK DX766
	1.5L	Rear	D	CV6061		CV6113	BK DX623	BK DX622
	1.5L	Rear	P	CV6062		CV6113	BK DX623	BK DX622
1987-84	1.5L		D	CV6045		CV6120	BK DX308	BK DX766
	1.5L		P	CV6046		CV6120	BK DX308	BK DX766
HYUNDAI								
ACCENT								
2002	1.5L	AT w/ ABS	D	CV9795				
	1.5L	AT w/ ABS	P	CV9796				
	1.5L	MT w/ ABS	D	CV9797				
	1.5L	MT w/ ABS	P	CV9798				

HYUNDAI (cont.)

Year Année Ano	Engine	Application Aplicacion	Side Coté Lado	Reman CV Shaft Cardan réusiné Cardanica resinada	CV Shaft w/New Outer Joint Cardan avec Joint Ext. Neuf	Reman Outer Joint & Boot Joint Ext. réusiné & Soufflet	Outer Boot Kit Ensemble Soufflet Extérieur Juegos de bota exterior	Inner Boot Kit Ensemble Soufflet Intérieur Juegos de bota Interior
HYUNDAI (Cont'd)								
ACCENT (Cont'd)								
2002	1.6L	AT w/ ABS	D	CV9795				
	1.6L	AT w/ ABS	P	CV9796				
	1.6L	MT w/ ABS	D	CV9797				
	1.6L	MT w/ ABS	P	CV9798				
2002-01	1.6L	AT w/o ABS	D	CV9781				
	1.6L	AT w/o ABS	P	CV9782				
	1.6L	MT w/o ABS	D	CV9785				
	1.6L	MT w/o ABS	P	CV9786				
2002-00	1.5L	AT w/o ABS	D	CV9781				
	1.5L	AT w/o ABS	P	CV9782				
	1.5L	MT w/o ABS	D	CV9785				
	1.5L	MT w/o ABS	P	CV9786				
2001	1.6L	AT w/ ABS	D	CV9783				
	1.6L	AT w/ ABS	P	CV9784				
	1.6L	MT w/ ABS	D	CV9787				
	1.6L	MT w/ ABS	P	CV9788				
2001-00	1.5L	AT w/ ABS	D	CV9783				
	1.5L	AT w/ ABS	P	CV9784				
	1.5L	MT w/ ABS	D	CV9787				
	1.5L	MT w/ ABS	P	CV9788				
1999-95	1.5L	w/ ABS	D	CV9731	CVX9731	CV2510X	BK DX373	BK DX767
	1.5L	w/ ABS	P	CV9732	CVX9732	CV2510X	BK DX373	BK DX767
	1.5L	w/o ABS	D	CV9729	CVX9729	CV2510	BK DX373	BK DX767
	1.5L	w/o ABS	P	CV9730	CVX9730	CV2510	BK DX373	BK DX767
ELANTRA								
2002-01	2.0L	AT w/ ABS Ring	D	CV1669				
	2.0L	AT w/ ABS Ring	P	CV1670				
	2.0L	AT w/o ABS Ring	D	CV1667				
	2.0L	AT w/o ABS Ring	P	CV1668				
	2.0L	MT w/ ABS Ring	D	CV1673				
	2.0L	MT w/ ABS Ring	P	CV1674				
	2.0L	MT w/o ABS Ring	D	CV1671				
	2.0L	MT w/o ABS Ring	P	CV1672				
2000-99	2.0L	AT w/ ABS	D	CV9791			BK DX304	BK DX781
	2.0L	AT w/ ABS	P	CV9792			BK DX304	BK DX781
	2.0L	AT w/o ABS	D	CV9763			BK DX304	BK DX781
	2.0L	AT w/o ABS	P	CV9764			BK DX304	BK DX781
	2.0L	MT w/ ABS	D	CV9793			BK DX304	BK DX764
	2.0L	MT w/ ABS	P	CV9794			BK DX304	BK DX764
	2.0L	MT w/o ABS	D	CV9775			BK DX304	BK DX764
	2.0L	MT w/o ABS	P	CV9776			BK DX304	BK DX764
1999	1.8L	AT w/ ABS	D	CV9791			BK DX304	BK DX781
	1.8L	AT w/ ABS	P	CV9792			BK DX304	BK DX781
	1.8L	AT w/o ABS	D	CV9763			BK DX304	BK DX781
	1.8L	AT w/o ABS	P	CV9764			BK DX304	BK DX781
	1.8L	MT w/ ABS	D	CV9793			BK DX304	BK DX764
	1.8L	MT w/ ABS	P	CV9794			BK DX304	BK DX764
	1.8L	MT w/o ABS	D	CV9775			BK DX304	BK DX764
1998-96	1.8L	MT w/o ABS	P	CV9776			BK DX304	BK DX764
	1.8L	AT w/ ABS	D	CV9757			BK DX308	BK DX769

HYUNDAI (cont.)

Year Année Ano	Engine	Application Aplicacion	Side Coté Lado	Reman CV Shaft Cardan réusiné Cardanica resinada	CV Shaft w/New Outer Joint Cardan avec Joint Ext. Neuf	Reman Outer Joint & Boot Joint Ext. réusiné & Soufflet	Outer Boot Kit Ensemble Soufflet Extérieur Juegos de bota exterior	Inner Boot Kit Ensemble Soufflet Intérieur Juegos de bota Interior
HYUNDAI (Cont'd)								
ELANTRA (Cont'd)								
1998-96	1.8L	AT w/ ABS	P	CV9758			BK DX308	BK DX772
	1.8L	AT w/o ABS	D	CV9755			BK DX308	BK DX769
	1.8L	AT w/o ABS	P	CV9756			BK DX308	BK DX772
	1.8L	MT w/ ABS	D	CV9761			BK DX308	BK DX766
	1.8L	MT w/ ABS	P	CV9762			BK DX308	BK DX766
	1.8L	MT w/o ABS	D	CV9759			BK DX308	BK DX766
	1.8L	MT w/o ABS	P	CV9760			BK DX308	BK DX766
1995	1.6L	AT	D	CV9789			BK DX307	BK DX768
	1.6L	AT	P	CV9790			BK DX307	BK DX768
	1.6L	MT	D	CV9749			BK DX307	BK DX768
	1.6L	MT	P	CV9750			BK DX307	BK DX768
	1.8L	w/ ABS	D	CV9769			BK DX308	BK DX766
	1.8L	w/ ABS	P	CV9770			BK DX304	BK DX764
	1.8L	w/o ABS	D	CV9767			BK DX308	BK DX766
	1.8L	w/o ABS	P	CV9768			BK DX304	BK DX764
1994	1.6L	AT	D	CV9751			BK DX307	BK DX768
	1.6L	AT	P	CV9752			BK DX307	BK DX768
	1.6L	MT	D	CV9753		CV1711	BK DX217	BK DX768
	1.6L	MT	P	CV9754		CV1711	BK DX217	BK DX768
	1.8L	w/ ABS	D	CV9733			BK DX308	BK DX766
	1.8L	w/ ABS	P	CV9734			BK DX304	BK DX764
	1.8L	w/o ABS	D	CV9771			BK DX308	BK DX766
	1.8L	w/o ABS	P	CV9772			BK DX304	BK DX764
1993	1.8L		D	CV9714		CV1709	BK DX308	BK DX766
	1.8L		P	CV9715	CVX9715	CV1709	BK DX308	BK DX766
1993-92	1.6L	AT	D	CV9711		CV1711	BK DX307	BK DX768
	1.6L	AT	P	CV9713		CV1711	BK DX307	BK DX768
	1.6L	MT	D	CV9712		CV1711	BK DX307	BK DX768
	1.6L	MT	P	CV9728		CV2515	BK DX217	BK DX218
EXCEL								
1994-90	1.5L		D	CV9709		CV2510	BK DX373	BK DX762
	1.5L		P	CV9710		CV2510	BK DX373	BK DX762
1989-86	1.5L		D	CV9701		CV2510	BK DX373	BK DX215
	1.5L		P	CV9702		CV2510	BK DX373	BK DX215
SANTA FE								
2002-01	2.4L	FWD AT w/ ABS Ring	D	CV1112				
	2.4L	FWD AT w/ ABS Ring	P	CV1113				
	2.4L	FWD AT w/o ABS Ring	D	CV1110				
	2.4L	FWD AT w/o ABS Ring	P	CV1111				
	2.4L	FWD MT w/ ABS Ring	D	CV1116				
	2.4L	FWD MT w/ ABS Ring	P	CV1117				
	2.4L	FWD MT w/o ABS Ring	D	CV1114				
	2.4L	FWD MT w/o ABS Ring	P	CV1115				
	2.7L	AWD w/ ABS Ring	D	CV1124				
	2.7L	AWD w/ ABS Ring	P	CV1125				
	2.7L	AWD w/o ABS Ring	D	CV1122				
	2.7L	AWD w/o ABS Ring	P	CV1123				
	2.7L	FWD w/ ABS Ring	D	CV1120				
	2.7L	FWD w/ ABS Ring	P	CV1121				
	2.7L	FWD w/o ABS Ring	D	CV1118				

HYUNDAI (cont.)

Year Année Ano	Engine	Application Aplicacion	Side Coté Lado	Reman CV Shaft Cardan réusiné Cardanica resinada	CV Shaft w/New Outer Joint Cardan avec Joint Ext. Neuf	Reman Outer Joint & Boot Joint Ext. réusiné & Soufflet	Outer Boot Kit Ensemble Soufflet Extérieur Juegos de bota exterior	Inner Boot Kit Ensemble Soufflet Intérieur Juegos de bota Interior
HYUNDAI (Cont'd)								
SANTA FE (Cont'd)								
2002-01	2.7L	FWD w/o ABS Ring	P	CV1119				
SCOUPE								
1995-93	1.5L	Turbo	D	CV9715	CVX9715	CV1709	BK DX308	BK DX766
	1.5L	Turbo	P	CV9719	CVX9719	CV1709	BK DX308	BK DX766
	1.5L	w/o Turbo	D	CV9715	CVX9715	CV1709	BK DX308	BK DX766
	1.5L	w/o Turbo	P	CV9717	CVX9717	CV1709	BK DX308	BK DX766
1992-91	1.5L		D	CV9709		CV2510	BK DX373	BK DX762
	1.5L		P	CV9710		CV2510	BK DX373	BK DX762
SONATA								
2001-99	2.4L	AT w/ ABS	D	CV1677			BK DX308	BK DX781
	2.4L	AT w/ ABS	P	CV1678			BK DX308	BK DX781
	2.4L	AT w/o ABS	D	CV1675			BK DX308	BK DX781
	2.4L	AT w/o ABS	P	CV1676			BK DX308	BK DX781
	2.4L	MT w/ ABS	D	CV1681				
	2.4L	MT w/ ABS	P	CV1682				
	2.4L	MT w/o ABS	D	CV1679				
	2.4L	MT w/o ABS	P	CV1680				
	2.5L	AT w/ ABS	D	CV1685			BK DX859	BK DX782
	2.5L	AT w/ ABS	P	CV1686			BK DX859	BK DX782
	2.5L	AT w/o ABS	D	CV1683			BK DX859	BK DX782
	2.5L	AT w/o ABS	P	CV1684			BK DX859	BK DX782
	2.5L	MT w/ ABS	D	CV1689				
	2.5L	MT w/ ABS	P	CV1690				
	2.5L	MT w/o ABS	D	CV1687				
2.5L	MT w/o ABS	P	CV1688					
1998-97	2.0L	AT w/ ABS	D	CV9737			BK DX308	BK DX772
	2.0L	AT w/ ABS	P	CV9780			BK DX308	BK DX772
	2.0L	AT w/o ABS	D	CV9735			BK DX308	BK DX772
	2.0L	AT w/o ABS	P	CV9779			BK DX308	BK DX772
1998-95	2.0L	MT w/ ABS	D	CV9741			BK DX308	BK DX772
	2.0L	MT w/ ABS	P	CV9742			BK DX304	BK DX764
	2.0L	MT w/o ABS	D	CV9739			BK DX308	BK DX772
	2.0L	MT w/o ABS	P	CV9740			BK DX304	BK DX764
	3.0L	w/ ABS	D	CV9745			BK DX368	BK DX306
	3.0L	w/ ABS	P	CV9746			BK DX368	BK DX306
	3.0L	w/o ABS	D	CV9743			BK DX368	BK DX306
	3.0L	w/o ABS	P	CV9744			BK DX368	BK DX306
1996-95	2.0L	AT w/ ABS	D	CV9737			BK DX308	BK DX772
	2.0L	AT w/ ABS	P	CV9738			BK DX304	BK DX781
	2.0L	AT w/o ABS	D	CV9735			BK DX308	BK DX772
	2.0L	AT w/o ABS	P	CV9736			BK DX304	BK DX781
1994-92	2.0L	w/ ABS	D	CV9722		CV1709X	BK DX308	BK DX766
	2.0L	w/ ABS	P	CV9723		CV1702X	BK DX304	BK DX764
	2.0L	w/o ABS	D	CV9720	CVX9720	CV1709	BK DX308	BK DX766
	2.0L	w/o ABS	P	CV9721	CVX9721	CV1702	BK DX304	BK DX764
	3.0L	w/ ABS	D	CV9726		CV1708X	BK DX368	BK DX306
	3.0L	w/ ABS	P	CV9727		CV1708X	BK DX368	BK DX306
	3.0L	w/o ABS	D	CV9724	CVX9724	CV1708	BK DX368	BK DX306
	3.0L	w/o ABS	P	CV9725	CVX9725	CV1708	BK DX368	BK DX306
1991-90	3.0L		D	CV9703		CV1708	BK DX368	BK DX306

Year Année Ano	Engine	Application Aplicacion	Side Coté Lado	Reman CV Shaft Cardan réusiné Cardanica resinada	CV Shaft w/New Outer Joint Cardan avec Joint Ext. Neuf	Reman Outer Joint & Boot Joint Ext. réusiné & Soufflet	Outer Boot Kit Ensemble Soufflet Extérieur Juegos de bota exterior	Inner Boot Kit Ensemble Soufflet Intérieur Juegos de bota Interior
HYUNDAI (Cont'd)								
SONATA (Cont'd)								
1991-90	3.0L		P	CV9704		CV1708	BK DX368	BK DX306
1991-89	2.4L	AT	D	CV9705		CV1709	BK DX308	BK DX766
	2.4L	AT	P	CV9706		CV1702	BK DX304	BK DX764
	2.4L	MT	D	CV9705		CV1709	BK DX308	BK DX766
	2.4L	MT	P	CV9706		CV1702	BK DX304	BK DX764
TIBURON								
2001-99	2.0L	AT w/ ABS	D	CV9791			BK DX304	BK DX781
	2.0L	AT w/ ABS	P	CV9792			BK DX304	BK DX781
	2.0L	MT w/ ABS	D	CV9793			BK DX304	BK DX764
	2.0L	MT w/ ABS	P	CV9794			BK DX304	BK DX764
2001-97	2.0L	AT w/o ABS	D	CV9763			BK DX304	BK DX781
	2.0L	AT w/o ABS	P	CV9764			BK DX304	BK DX781
	2.0L	MT w/o ABS	D	CV9775			BK DX304	BK DX764
	2.0L	MT w/o ABS	P	CV9776			BK DX304	BK DX764
1998-97	2.0L	AT w/ ABS	D	CV9765			BK DX304	BK DX781
	2.0L	AT w/ ABS	P	CV9766			BK DX304	BK DX781
	2.0L	MT w/ ABS	D	CV9777			BK DX304	BK DX764
	2.0L	MT w/ ABS	P	CV9778			BK DX304	BK DX764
1997	1.8L	AT w/ ABS	D	CV9757			BK DX308	BK DX772
	1.8L	AT w/ ABS	P	CV9758			BK DX308	BK DX772
	1.8L	AT w/o ABS	D	CV9755			BK DX308	BK DX772
	1.8L	AT w/o ABS	P	CV9756			BK DX308	BK DX772
	1.8L	MT w/ ABS	D	CV9761			BK DX308	BK DX766
	1.8L	MT w/ ABS	P	CV9762			BK DX308	BK DX766
	1.8L	MT w/o ABS	D	CV9759			BK DX308	BK DX766
	1.8L	MT w/o ABS	P	CV9760			BK DX308	BK DX766
XG300								
2001	3.0L		D	CV9799				
	3.0L		P	CV9799				
XG350								
2002	3.5L		D	CV9799				
	3.5L		P	CV9799				
INFINITI								
G20								
2002-99	2.0L	w/ Touring Option AT	D	CV3402				
	2.0L	w/ Touring Option AT	P	CV3403				
	2.0L	w/ Touring Option MT	D	CV3404				
	2.0L	w/ Touring Option MT	P	CV3405				
	2.0L	w/o Touring Option	D	CV3400				
	2.0L	w/o Touring Option	P	CV3401				
1996-91	2.0L	Locking Differential AT w/ ABS	D	CV3303		CV3112X	BK DX304	BK DX772
	2.0L	Locking Differential AT w/ ABS	P	CV3304		CV3112X	BK DX304	BK DX764
	2.0L	Locking Differential AT w/o ABS	D	CV3313		CV3112	BK DX304	BK DX772
	2.0L	Locking Differential AT w/o ABS	P	CV3314		CV3112	BK DX304	BK DX764
	2.0L	Locking Differential MT w/ ABS	D	CV3382		CV3112X	BK DX304	BK DX772
	2.0L	Locking Differential MT w/ ABS	P	CV3383		CV3112X	BK DX304	BK DX764
	2.0L	Locking Differential MT w/o ABS	D	CV3317		CV3112	BK DX304	BK DX772
	2.0L	Locking Differential MT w/o ABS	P	CV3318		CV3112	BK DX304	BK DX764
	2.0L	Non-Locking Differential	D	CV3311		CV3112X	BK DX304	BK DX764

INFINITI (cont.)

Year Année Ano	Engine	Application Aplicacion	Side Coté Lado	Reman CV Shaft Cardan réusiné Cardanica resinada	CV Shaft w/New Outer Joint Cardan avec Joint Ext. Neuf	Reman Outer Joint & Boot Joint Ext. réusiné & Soufflet	Outer Boot Kit Ensemble Soufflet Extérieur Juegos de bota exterior	Inner Boot Kit Ensemble Soufflet Intérieur Juegos de bota Interior
INFINITI (Cont'd)								
G20 (Cont'd)								
1996-91	2.0L	Non-Locking Differential	P	CV3312		CV3112X	BK DX304	BK DX764
I30								
2001-00	3.0L	Locking Differential	D	CV3406				
	3.0L	Locking Differential	P	CV3407				
	3.0L	Non-Locking Differential	D	CV3408				
	3.0L	Non-Locking Differential	P	CV3407				
1999-96	3.0L	Locking Differential AT w/ ABS	D	CV3362		CV3137X	BK DX301	BK DX310
	3.0L	Locking Differential AT w/ ABS	P	CV3355		CV3137X	BK DX301	BK DX310
	3.0L	Locking Differential MT w/ ABS	D	CV3366		CV3137X	BK DX301	BK DX310
	3.0L	Locking Differential MT w/ ABS	P	CV3367		CV3137X	BK DX301	BK DX310
	3.0L	Non-Locking Differential AT w/ ABS	D	CV3354		CV3137X	BK DX301	BK DX310
	3.0L	Non-Locking Differential AT w/ ABS	P	CV3355		CV3137X	BK DX301	BK DX310
	3.0L	Non-Locking Differential MT w/ ABS	D	CV3358		CV3137X	BK DX301	BK DX310
	3.0L	Non-Locking Differential MT w/ ABS	P	CV3359		CV3137X	BK DX301	BK DX310
I35								
2002	3.5L		D	CV3412				
	3.5L		P	CV3413				
J30								
1997-95	3.0L		D	CV3321			BK DX339	BK DX330
	3.0L		P	CV3322			BK DX339	BK DX330
1994	3.0L	From 1/94	D	CV3321			BK DX339	BK DX330
	3.0L	From 1/94	P	CV3322			BK DX339	BK DX330
1993	3.0L	To 12/93	D	CV3305			BK DX339	BK DX306
	3.0L	To 12/93	P	CV3306			BK DX339	BK DX306
M30								
1992-90	3.0L		D	CV3307			BK DX322	BK DX322
	3.0L		P	CV3308			BK DX322	BK DX322
Q45								
2001-97	4.1L		D	CV3416			BK DX339	BK DX306
	4.1L		P	CV3417			BK DX339	BK DX306
1996-90	4.5L		D	CV3309			BK DX338	BK DX336
	4.5L		P	CV3310			BK DX338	BK DX336
QX4								
2002-01	3.5L		D	CV3351		CV3120	BK DX301	BK DX330
	3.5L		P	CV3351		CV3120	BK DX301	BK DX330
2000-97	3.3L		D	CV3351		CV3120	BK DX301	BK DX330
	3.3L		P	CV3351		CV3120	BK DX301	BK DX330
ISUZU								
AMIGO								
2000-98	2.2L		D	CV9626			BK DX304	BK DX388
	2.2L		P	CV9626			BK DX304	BK DX388
	3.2L		D	CV9626			BK DX304	BK DX388
	3.2L		P	CV9626			BK DX304	BK DX388
1994-89	2.6L		D	CV9505	CVX9505	CV9527	BK DX370	BK DX369
	2.6L		P	CV9506	CVX9506	CV9527	BK DX370	BK DX369
1993-89	2.3L		D	CV9505	CVX9505	CV9527	BK DX370	BK DX369
	2.3L		P	CV9506	CVX9506	CV9527	BK DX370	BK DX369

Year Année Ano	Engine	Application Applicacion	Side Coté Lado	Reman CV Shaft Cardan réusiné Cardanica resinada	CV Shaft w/New Outer Joint Cardan avec Joint Ext. Neuf	Reman Outer Joint & Boot Joint Ext. réusiné & Soufflet	Outer Boot Kit Ensemble Soufflet Extérieur Juegos de bota exterior	Inner Boot Kit Ensemble Soufflet Intérieur Juegos de bota Interior
ISUZU (Cont'd)								
AXIOM								
2002	3.5L		D	CV9626				
	3.5L		P	CV9626				
HOMBRE								
2000-97	4.3L		D	CV5329			BK DX529	BK DX508
	4.3L		P	CV5330			BK DX529	BK DX508
2000-96	2.2L		D	CV5329			BK DX529	BK DX508
	2.2L		P	CV5330			BK DX529	BK DX508
I-MARK								
1989	1.6L	DOHC	D	CV5235		CV5524	BK DX217	BK DX218
	1.6L	DOHC	P	CV5236		CV5524	BK DX217	BK DX218
	1.6L	SOHC AT w/o Turbo	D	CV5114		CV5520	BK DX373	BK DX215
	1.6L	SOHC AT w/o Turbo	P	CV5115		CV5523	BK DX380	BK DX211
	1.6L	SOHC MT w/o Turbo	D	CV5116		CV5520	BK DX373	BK DX215
	1.6L	SOHC MT w/o Turbo	P	CV5117		CV5523	BK DX380	BK DX211
1989-88	1.5L	SOHC AT w/o Turbo	D	CV5114		CV5520	BK DX373	BK DX215
	1.5L	SOHC AT w/o Turbo	P	CV5115		CV5523	BK DX380	BK DX211
	1.5L	SOHC MT w/o Turbo	D	CV5116		CV5520	BK DX373	BK DX215
	1.5L	SOHC MT w/o Turbo	P	CV5117		CV5523	BK DX380	BK DX211
1989-87	1.5L	SOHC Turbo	D	CV5174		CV5524	BK DX217	BK DX218
	1.5L	SOHC Turbo	P	CV5151		CV5524	BK DX217	BK DX218
1987	1.5L	From 6/87 AT w/o Turbo	D	CV5114		CV5520	BK DX373	BK DX215
	1.5L	From 6/87 AT w/o Turbo	P	CV5115		CV5523	BK DX380	BK DX211
	1.5L	From 6/87 MT w/o Turbo	D	CV5116		CV5520	BK DX373	BK DX215
	1.5L	From 6/87 MT w/o Turbo	P	CV5117		CV5523	BK DX380	BK DX211
	1.5L	To 5/87 AT w/o Turbo	D	CV5114		CV5520	BK DX373	BK DX215
	1.5L	To 5/87 AT w/o Turbo	P	CV5115		CV5520	BK DX373	BK DX215
	1.5L	To 5/87 MT w/o Turbo	D	CV5116		CV5520	BK DX373	BK DX215
	1.5L	To 5/87 MT w/o Turbo	P	CV5117		CV5520	BK DX373	BK DX215
1986-85	1.5L	AT	D	CV5114		CV5520	BK DX373	BK DX215
	1.5L	AT	P	CV5115		CV5520	BK DX373	BK DX215
	1.5L	MT	D	CV5116		CV5520	BK DX373	BK DX215
	1.5L	MT	P	CV5117		CV5520	BK DX373	BK DX215
IMPULSE								
1992	1.8L	AT	D	CV9509		CV9528	BK DX307	BK DX218
	1.8L	AT	P	CV9508		CV9528	BK DX307	BK DX218
	1.8L	MT AWD w/ ABS	D	CV9517		CV9530X	BK DX307	BK DX218
	1.8L	MT AWD w/ ABS	P	CV9518		CV9530X	BK DX307	BK DX218
	1.8L	MT AWD w/o ABS	D	CV9515		CV9530	BK DX307	BK DX218
	1.8L	MT AWD w/o ABS	P	CV9516		CV9530	BK DX307	BK DX218
	1.8L	MT FWD w/o ABS	D	CV9509		CV9530	BK DX307	BK DX218
	1.8L	MT FWD w/o ABS	P	CV9510		CV9530	BK DX307	BK DX218
1992-90	1.6L	AT	D	CV9509		CV9528	BK DX307	BK DX218
	1.6L	AT	P	CV9508		CV9528	BK DX307	BK DX218
	1.6L	MT AWD w/ ABS	D	CV9517		CV9530X	BK DX307	BK DX218
	1.6L	MT AWD w/ ABS	P	CV9518		CV9530X	BK DX307	BK DX218
	1.6L	MT AWD w/o ABS	D	CV9515		CV9530	BK DX307	BK DX218
	1.6L	MT AWD w/o ABS	P	CV9516		CV9530	BK DX307	BK DX218
	1.6L	MT FWD w/o ABS	D	CV9509		CV9530	BK DX307	BK DX218
	1.6L	MT FWD w/o ABS	P	CV9510		CV9530	BK DX307	BK DX218
OASIS								
1999-98	2.3L		D	CV6343			BK DX625	BK DX610

ISUZU (cont.)

Year Année Ano	Engine	Application Aplicacion	Side Coté Lado	Reman CV Shaft Cardan réusiné Cardanica resinada	CV Shaft w/New Outer Joint Cardan avec Joint Ext. Neuf	Reman Outer Joint & Boot Joint Ext. réusiné & Soufflet	Outer Boot Kit Ensemble Soufflet Extérieur Juegos de bota exterior	Inner Boot Kit Ensemble Soufflet Intérieur Juegos de bota Interior
ISUZU (Cont'd)								
OASIS (Cont'd)								
1999-98	2.3L		P	CV6344			BK DX625	BK DX610
1997-96	2.2L		D	CV6324	CVX6324	CV6133X	BK DX625	BK DX610
	2.2L		P	CV6325	CVX6325	CV6133X	BK DX625	BK DX610
PICKUP								
1995-88	2.3L, 2.6L		D	CV9505	CVX9505	CV9527	BK DX370	BK DX369
	2.3L, 2.6L		P	CV9506	CVX9506	CV9527	BK DX370	BK DX369
1994-91	3.1L		D	CV9505	CVX9505	CV9527	BK DX370	BK DX369
	3.1L		P	CV9506	CVX9506	CV9527	BK DX370	BK DX369
1987-86	2.3L		D	CV9501		CV9526	BK DX217	BK DX215
	2.3L		P	CV9502		CV9526	BK DX217	BK DX215
1987-83	1.9L		D	CV9501		CV9526	BK DX217	BK DX215
	1.9L		P	CV9502		CV9526	BK DX217	BK DX215
1987-81	2.2L		D	CV9501		CV9526	BK DX217	BK DX215
	2.2L		P	CV9502		CV9526	BK DX217	BK DX215
1982-81	1.8L		D	CV9501		CV9526	BK DX217	BK DX215
	1.8L		P	CV9502		CV9526	BK DX217	BK DX215
RODEO								
2002	2.2L		D	CV9631				
	2.2L		P	CV9631				
	3.2L		D	CV9631				
	3.2L		P	CV9631				
2001-98	2.2L		D	CV9626			BK DX304	BK DX388
	2.2L		P	CV9626			BK DX304	BK DX388
	3.2L		D	CV9626			BK DX304	BK DX388
	3.2L		P	CV9626			BK DX304	BK DX388
1997-96	2.6L		D	CV9522			BK DX304	BK DX387
	2.6L		P	CV9522			BK DX304	BK DX387
	3.2L		D	CV9522			BK DX304	BK DX387
	3.2L		P	CV9522			BK DX304	BK DX387
1995-93	3.2L		D	CV9505	CVX9505	CV9527	BK DX370	BK DX369
	3.2L		P	CV9506	CVX9506	CV9527	BK DX370	BK DX369
1995-91	2.6L		D	CV9505	CVX9505	CV9527	BK DX370	BK DX369
	2.6L		P	CV9506	CVX9506	CV9527	BK DX370	BK DX369
1992-91	3.1L		D	CV9505	CVX9505	CV9527	BK DX370	BK DX369
	3.1L		P	CV9506	CVX9506	CV9527	BK DX370	BK DX369
RODEO SPORT								
2002	2.2L		D	CV9631				
	2.2L		P	CV9631				
	3.2L		D	CV9631				
	3.2L		P	CV9631				
2001	2.2L		D	CV9626			BK DX304	BK DX388
	2.2L		P	CV9626			BK DX304	BK DX388
	3.2L		D	CV9626			BK DX304	BK DX388
	3.2L		P	CV9626			BK DX304	BK DX388
STYLUS								
1993-91	1.6L	SOHC AT	D	CV9411		CV9531	BK DX373	BK DX767
	1.6L	SOHC AT	P	CV9410		CV9532	BK DX380	BK DX211
	1.6L	SOHC MT	D	CV9413		CV9531	BK DX373	BK DX762
	1.6L	SOHC MT	P	CV9412		CV9532	BK DX380	BK DX211
1992	1.8L	DOHC AT	D	CV9509		CV9530	BK DX307	BK DX768

Year Année Ano	Engine	Application Aplicacion	Side Coté Lado	Reman CV Shaft Cardan réusiné Cardanica resinada	CV Shaft w/New Outer Joint Cardan avec Joint Ext. Neuf	Reman Outer Joint & Boot Joint Ext. réusiné & Soufflet	Outer Boot Kit Ensemble Soufflet Extérieur Juegos de bota exterior	Inner Boot Kit Ensemble Soufflet Intérieur Juegos de bota Interior
ISUZU (Cont'd)								
STYLUS								
1992	1.8L	DOHC AT	P	CV9508		CV9528	BK DX307	BK DX218
	1.8L	DOHC MT	D	CV9509		CV9530	BK DX307	BK DX768
	1.8L	DOHC MT	P	CV9510		CV9530	BK DX307	BK DX218
1991	1.6L	DOHC AT	D	CV9509		CV9528	BK DX307	BK DX218
	1.6L	DOHC AT	P	CV9508		CV9528	BK DX307	BK DX218
	1.6L	DOHC MT	D	CV9509		CV9530	BK DX307	BK DX218
	1.6L	DOHC MT	P	CV9510		CV9530	BK DX307	BK DX218
TROOPER								
2002-00	3.5L		D	CV9525				
	3.5L		P	CV9525				
1999-98	3.5L		D	CV9525		CV9562	BK DX386	BK DX306
	3.5L		P	CV9525		CV9562	BK DX386	BK DX306
1997-95	3.2L		D	CV9525		CV9562	BK DX386	BK DX306
	3.2L		P	CV9525		CV9562	BK DX386	BK DX306
1994	3.2L	From 12/94	D	CV9525		CV9562	BK DX386	BK DX306
	3.2L	From 12/94	P	CV9525		CV9562	BK DX386	BK DX306
	3.2L	To 11/94	D	CV9520		CV9536	BK DX368	BK DX372
	3.2L	To 11/94	P	CV9521		CV9536	BK DX368	BK DX372
1993-92	3.2L		D	CV9520		CV9536	BK DX368	BK DX372
	3.2L		P	CV9521		CV9536	BK DX368	BK DX372
1991-89	2.8L		D	CV9505	CVX9505	CV9527	BK DX370	BK DX369
	2.8L		P	CV9506	CVX9506	CV9527	BK DX370	BK DX369
1991-88	2.6L		D	CV9505	CVX9505	CV9527	BK DX370	BK DX369
	2.6L		P	CV9506	CVX9506	CV9527	BK DX370	BK DX369
1987	2.2L	Front	D	CV9503		CV9533	BK DX217	BK DX218
	2.2L	Front	P	CV9504		CV9533	BK DX217	BK DX218
	2.3L	Front	D	CV9503		CV9533	BK DX217	BK DX218
	2.3L	Front	P	CV9504		CV9533	BK DX217	BK DX218
1986	2.3L	Front	D	CV9501		CV9526	BK DX217	BK DX215
	2.3L	Front	P	CV9502		CV9526	BK DX217	BK DX215
1986-84	2.2L	Front	D	CV9501		CV9526	BK DX217	BK DX215
	2.2L	Front	P	CV9502		CV9526	BK DX217	BK DX215
1985-84	1.9L	Front	D	CV9501		CV9526	BK DX217	BK DX215
	1.9L	Front	P	CV9502		CV9526	BK DX217	BK DX215
JEEP								
CHEROKEE								
1992-87	4.0L	Full Time 4WD Front Shafts w/ ABS	D	CV1016	CVX1016	CV1106	BK DX105	
	4.0L	Full Time 4WD Front Shafts w/ ABS	P	CV1017	CVX1017	CV1106	BK DX105	
	4.0L	Full Time 4WD Front Shafts w/o ABS	D	CV1003		CV1103	BK DX105	
	4.0L	Full Time 4WD Front Shafts w/o ABS	P	CV1004		CV1103	BK DX105	
1992-84	2.5L	Full Time 4WD Front Shafts w/ ABS	D	CV1016	CVX1016	CV1106	BK DX105	
	2.5L	Full Time 4WD Front Shafts w/ ABS	P	CV1017	CVX1017	CV1106	BK DX105	
	2.5L	Full Time 4WD Front Shafts w/o ABS	D	CV1003		CV1103	BK DX105	
	2.5L	Full Time 4WD Front Shafts w/o ABS	P	CV1004		CV1103	BK DX105	
1988-87	4.0L	Front Propelling Shaft (exc. Diesel/4WD Pickup)	S	CV1013	CVX1013	CV1104	BK DX106	
1988-84	2.5L	Front Propelling Shaft (exc. Diesel/4WD Pickup)	S	CV1013	CVX1013	CV1104	BK DX106	
1987-85	2.1L	Full Time 4WD Front Shafts w/ ABS	D	CV1016	CVX1016	CV1106	BK DX105	
	2.1L	Full Time 4WD Front Shafts w/ ABS	P	CV1017	CVX1017	CV1106	BK DX105	

JEEP (cont.)

Year Année Ano	Engine	Application Applicacion	Side Coté Lado	Reman CV Shaft Cardan réusiné Cardanica resinada	CV Shaft w/New Outer Joint Cardan avec Joint Ext. Neuf	Reman Outer Joint & Boot Joint Ext. réusiné & Soufflet	Outer Boot Kit Ensemble Soufflet Extérieur Juegos de bota exterior	Inner Boot Kit Ensemble Soufflet Intérieur Juegos de bota Interior
JEEP (Cont'd)								
CHEROKEE (Cont'd)								
1987-85	2.1L	Full Time 4WD Front Shafts w/o ABS	D	CV1003		CV1103	BK DX105	
	2.1L	Full Time 4WD Front Shafts w/o ABS	P	CV1004		CV1103	BK DX105	
1986-84	2.8L	Front Propelling Shaft (exc. Diesel/4WD Pickup)	S	CV1013	CVX1013	CV1104	BK DX106	
	2.8L	Full Time 4WD Front Shafts w/ ABS	D	CV1016	CVX1016	CV1106	BK DX105	
	2.8L	Full Time 4WD Front Shafts w/ ABS	P	CV1017	CVX1017	CV1106	BK DX105	
	2.8L	Full Time 4WD Front Shafts w/o ABS	D	CV1003		CV1103	BK DX105	
	2.8L	Full Time 4WD Front Shafts w/o ABS	P	CV1004		CV1103	BK DX105	
GRAND CHEROKEE								
2002-99	4.0L, 4.7L	w/ Veri-Loc	D	CV1020			BK DX105	
	4.0L, 4.7L	w/ Veri-Loc	P	CV1021			BK DX105	
	4.0L, 4.7L	w/o Veri-Loc	D	CV1018			BK DX105	
	4.0L, 4.7L	w/o Veri-Loc	P	CV1019			BK DX105	
1998	5.9L	Front Shafts	D	CV1014	CVX1014	CV1105	BK DX105	
	5.9L	Front Shafts	P	CV1015	CVX1015	CV1105	BK DX105	
1998-93	4.0L, 5.2L	Front Shafts	D	CV1014	CVX1014	CV1105	BK DX105	
	4.0L, 5.2L	Front Shafts	P	CV1015	CVX1015	CV1105	BK DX105	
GRAND WAGONEER								
1993	5.2L	Front Shafts	D	CV1014	CVX1014	CV1105	BK DX105	
	5.2L	Front Shafts	P	CV1015	CVX1015	CV1105	BK DX105	
WAGONEER								
1990-87	4.0L	Full Time 4WD Front Shafts w/ ABS	D	CV1016	CVX1016	CV1106	BK DX105	
	4.0L	Full Time 4WD Front Shafts w/ ABS	P	CV1017	CVX1017	CV1106	BK DX105	
	4.0L	Full Time 4WD Front Shafts w/o ABS	D	CV1003		CV1103	BK DX105	
	4.0L	Full Time 4WD Front Shafts w/o ABS	P	CV1004		CV1103	BK DX105	
1988-87	4.0L	Front Propelling Shaft (exc. Diesel/4WD Pickup)	S	CV1013	CVX1013	CV1104	BK DX106	
1987-85	2.1L	Full Time 4WD Front Shafts w/ ABS	D	CV1016	CVX1016	CV1106	BK DX105	
	2.1L	Full Time 4WD Front Shafts w/ ABS	P	CV1017	CVX1017	CV1106	BK DX105	
	2.1L	Full Time 4WD Front Shafts w/o ABS	D	CV1003		CV1103	BK DX105	
	2.1L	Full Time 4WD Front Shafts w/o ABS	P	CV1004		CV1103	BK DX105	
1987-84	2.5L	Front Propelling Shaft (exc. Diesel/4WD Pickup)	S	CV1013	CVX1013	CV1104	BK DX106	
	2.5L	Full Time 4WD Front Shafts w/ ABS	D	CV1016	CVX1016	CV1106	BK DX105	
	2.5L	Full Time 4WD Front Shafts w/ ABS	P	CV1017	CVX1017	CV1106	BK DX105	
	2.5L	Full Time 4WD Front Shafts w/o ABS	D	CV1003		CV1103	BK DX105	
	2.5L	Full Time 4WD Front Shafts w/o ABS	P	CV1004		CV1103	BK DX105	
1986-84	2.8L	Front Propelling Shaft (exc. Diesel/4WD Pickup)	S	CV1013	CVX1013	CV1104	BK DX106	
	2.8L	Full Time 4WD Front Shafts w/ ABS	D	CV1016	CVX1016	CV1106	BK DX105	
	2.8L	Full Time 4WD Front Shafts w/ ABS	P	CV1017	CVX1017	CV1106	BK DX105	
	2.8L	Full Time 4WD Front Shafts w/o ABS	D	CV1003		CV1103	BK DX105	
	2.8L	Full Time 4WD Front Shafts w/o ABS	P	CV1004		CV1103	BK DX105	
KIA								
OPTIMA								
2002	2.7L	AT w/ ABS	D	CV1132				
	2.7L	AT w/ ABS	P	CV1133				
	2.7L	AT w/o ABS	D	CV1130				
	2.7L	AT w/o ABS	P	CV1131				
	2.7L	MT w/ ABS	D	CV1136				

Year Année Ano	Engine	Application Aplicacion	Side Coté Lado	Reman CV Shaft Cardan réusiné Cardanica resinada	CV Shaft w/New Outer Joint Cardan avec Joint Ext. Neuf	Reman Outer Joint & Boot Joint Ext. réusiné & Soufflet	Outer Boot Kit Ensemble Soufflet Extérieur Juegos de bota exterior	Inner Boot Kit Ensemble Soufflet Intérieur Juegos de bota Interior
KIA (Cont'd)								
OPTIMA (Cont'd)								
2002	2.7L	MT w/ ABS	P	CV1137				
	2.7L	MT w/o ABS	D	CV1134				
	2.7L	MT w/o ABS	P	CV1135				
2002-01	2.4L	w/ ABS	D	CV1128				
	2.4L	w/ ABS	P	CV1129				
	2.4L	w/o ABS	D	CV1126				
	2.4L	w/o ABS	P	CV1127				
2001	2.5L	AT w/ ABS	D	CV1132				
	2.5L	AT w/ ABS	P	CV1133				
	2.5L	AT w/o ABS	D	CV1130				
	2.5L	AT w/o ABS	P	CV1131				
	2.5L	MT w/ ABS	D	CV1136				
	2.5L	MT w/ ABS	P	CV1137				
	2.5L	MT w/o ABS	D	CV1134				
2.5L	MT w/o ABS	P	CV1135					
RIO								
2002-01	1.5L	AT w/ ABS	D	CV7940				
	1.5L	AT w/ ABS	P	CV7941				
	1.5L	AT w/o ABS	D	CV7938				
	1.5L	AT w/o ABS	P	CV7939				
	1.5L	MT w/ ABS	D	CV7944				
	1.5L	MT w/ ABS	P	CV7945				
	1.5L	MT w/o ABS	D	CV7942				
	1.5L	MT w/o ABS	P	CV7943				
SEDONA								
2002	3.5L		D	CV1138				
	3.5L		P	CV1139				
SEPHIA								
2001-98	1.8L	AT w/ ABS	D	CV7934			BK DX307	BK DX774
	1.8L	AT w/ ABS	P	CV7935			BK DX307	BK DX774
	1.8L	AT w/o ABS	D	CV7932			BK DX307	BK DX774
	1.8L	AT w/o ABS	P	CV7933			BK DX307	BK DX774
	1.8L	MT w/ ABS	D	CV7937			BK DX307	BK DX774
	1.8L	MT w/ ABS	P	CV7935			BK DX307	BK DX774
	1.8L	MT w/o ABS	D	CV7936			BK DX307	BK DX774
	1.8L	MT w/o ABS	P	CV7933			BK DX307	BK DX774
1997-95	1.8L	AT w/ ABS	D	CV7914			BK DX307	BK DX774
	1.8L	AT w/ ABS	P	CV7915			BK DX307	BK DX774
	1.8L	AT w/o ABS	D	CV7912			BK DX307	BK DX774
	1.8L	AT w/o ABS	P	CV7913			BK DX307	BK DX774
	1.8L	MT w/ ABS	D	CV7918			BK DX307	BK DX774
	1.8L	MT w/ ABS	P	CV7915			BK DX307	BK DX774
	1.8L	MT w/o ABS	D	CV7916			BK DX307	BK DX774
	1.8L	MT w/o ABS	P	CV7913			BK DX307	BK DX774
1997-93	1.6L	DOHC	D	CV7910			BK DX783	BK DX784
	1.6L	DOHC	P	CV7911			BK DX783	BK DX784
1995	1.8L	DOHC	D	CV7910			BK DX783	BK DX784
	1.8L	DOHC	P	CV7911			BK DX783	BK DX784
	1.8L	SOHC	D	CV7908		CV7746	BK DX380	BK DX767
	1.8L	SOHC	P	CV7909		CV7746	BK DX380	BK DX767

KIA (cont.)

Year Année Ano	Engine	Application Aplicacion	Side Coté Lado	Reman CV Shaft Cardan réusiné Cardanica resinada	CV Shaft w/New Outer Joint Cardan avec Joint Ext. Neuf	Reman Outer Joint & Boot Joint Ext. réusiné & Soufflet	Outer Boot Kit Ensemble Soufflet Extérieur Juegos de bota exterior	Inner Boot Kit Ensemble Soufflet Intérieur Juegos de bota Interior
KIA (Cont'd)								
SEPHIA (Cont'd)								
1995-93	1.6L	SOHC	D	CV7908		CV7746	BK DX380	BK DX767
	1.6L	SOHC	P	CV7909		CV7746	BK DX380	BK DX767
SPECTRA								
2002	1.8L	AT w/ ABS	D	CV1149				
	1.8L	AT w/ ABS	P	CV1150				
	1.8L	AT w/o ABS	D	CV1146				
	1.8L	AT w/o ABS	P	CV1147				
	1.8L	MT w/ ABS	D	CV1151				
	1.8L	MT w/ ABS	P	CV1150				
	1.8L	MT w/o ABS	D	CV1148				
	1.8L	MT w/o ABS	P	CV1147				
2001	1.8L	AT w/ ABS	D	CV1143				
	1.8L	AT w/ ABS	P	CV1144				
	1.8L	AT w/o ABS	D	CV1140				
	1.8L	AT w/o ABS	P	CV1141				
	1.8L	MT w/ ABS	D	CV1145				
	1.8L	MT w/ ABS	P	CV1144				
	1.8L	MT w/o ABS	D	CV1142				
	1.8L	MT w/o ABS	P	CV1141				
2000	1.8L	AT w/ ABS	D	CV7934				
	1.8L	AT w/ ABS	P	CV7935				
	1.8L	AT w/o ABS	D	CV7932				
	1.8L	AT w/o ABS	P	CV7933				
	1.8L	MT w/ ABS	D	CV7937				
	1.8L	MT w/ ABS	P	CV7935				
	1.8L	MT w/o ABS	D	CV7936				
	1.8L	MT w/o ABS	P	CV7933				
SPORTAGE								
2002-01	2.0L		D	CV1152				
	2.0L		P	CV1153				
2000-95	2.0L		D	CV7928			BK DX304	BK DX764
	2.0L		P	CV7929			BK DX304	BK DX764
LADA								
NIVA								
1997-96	1.7L		D	CV6415		CV6515	BK DX212	BK DX310
	1.7L		P	CV6416		CV6515	BK DX212	BK DX310
1995-80	1.6L		D	CV6415		CV6515	BK DX212	BK DX310
	1.6L		P	CV6416		CV6515	BK DX212	BK DX310
SAMARA								
1997-88	1.5L		D	CV6417		CV6516	BK DX702	BK DX623
	1.5L		P	CV6418		CV6516	BK DX702	BK DX623
1996	1.4L		D	CV6417		CV6516	BK DX702	BK DX623
	1.4L		P	CV6418		CV6516	BK DX702	BK DX623
1995	2.4L		D	CV6417		CV6516	BK DX702	BK DX623
	2.4L		P	CV6418		CV6516	BK DX702	BK DX623
1995-87	1.3L		D	CV6417		CV6516	BK DX702	BK DX623
	1.3L		P	CV6418		CV6516	BK DX702	BK DX623

Year Année Ano	Engine	Application Applicacion	Side Coté Lado	Reman CV Shaft Cardan réusiné Cardanica resinada	CV Shaft w/New Outer Joint Cardan avec Joint Ext. Neuf	Reman Outer Joint & Boot Joint Ext. réusiné & Soufflet	Outer Boot Kit Ensemble Soufflet Extérieur Juegos de bota exterior	Inner Boot Kit Ensemble Soufflet Intérieur Juegos de bota Interior
LEXUS								
ES250								
1991-90	2.5L		D	CV8659		CV8728X	BK DX863	BK DX884
	2.5L		P	CV8659		CV8728X	BK DX863	BK DX884
ES300								
2002	3.0L		D	CV9005				
	3.0L		P	CV9006				
2001-97	3.0L		D	CV8957			BK DX892AB	BK DX896
	3.0L		P	CV8958			BK DX892AB	BK DX896
1996-94	3.0L		D	CV8690	CVX8690	CV8735X	BK DX882	BK DX885
	3.0L		P	CV8690	CVX8690	CV8735X	BK DX882	BK DX885
1993-92	3.0L	AT GKN Design	D	CV8690	CVX8690	CV8735X	BK DX882	BK DX885
	3.0L	AT GKN Design	P	CV8690	CVX8690	CV8735X	BK DX882	BK DX885
	3.0L	AT Toyota Design	D	CV8690	CVX8690	CV8745X	BK DX863	BK DX884
	3.0L	AT Toyota Design	P	CV8690	CVX8690	CV8745X	BK DX863	BK DX884
	3.0L	MT	D	CV8690	CVX8690	CV8745X	BK DX863	BK DX884
	3.0L	MT	P	CV8690	CVX8690	CV8745X	BK DX863	BK DX884
GS300								
2001	3.0L		D	CV8905				
	3.0L		P	CV8906				
2000-98	3.0L		D	CV8903				
	3.0L		P	CV8904				
1997-93	3.0L	RWD w/ Traction Control	D	CV8905			BK DX894	BK DX894
	3.0L	RWD w/ Traction Control	P	CV8906			BK DX894	BK DX894
	3.0L	RWD w/o Traction Control	D	CV8903			BK DX894	BK DX894
	3.0L	RWD w/o Traction Control	P	CV8904			BK DX894	BK DX894
GS400								
2000-98	4.0L		D	CV8905			BK DX894	BK DX894
	4.0L		P	CV8906			BK DX894	BK DX894
GS430								
2001	4.3L		D	CV8905			BK DX894	BK DX894
	4.3L		P	CV8906			BK DX894	BK DX894
LS400								
2000-95	4.0L		D	CV8919			BK DX894	BK DX894
	4.0L		P	CV8920			BK DX894	BK DX894
1994-90	4.0L	w/ Traction Control	D	CV8908			BK DX894	BK DX894
	4.0L	w/ Traction Control	P	CV8908			BK DX894	BK DX894
	4.0L	w/o Traction Control	D	CV8907			BK DX894	BK DX894
	4.0L	w/o Traction Control	P	CV8907			BK DX894	BK DX894
LX450								
1997-96	4.5L		D	CV8937				
	4.5L		P	CV8938				
LX470								
2002-98	4.7L		D	CV8994			BK DX912	BK DX893
	4.7L		P	CV8994			BK DX912	BK DX893
RX300								
2002-99	3.0L	AWD	D	CV8997			BK DX877	BK DX880
	3.0L	AWD	P	CV8998			BK DX877	BK DX880
	3.0L	FWD	D	CV8995			BK DX859	BK DX884
	3.0L	FWD	P	CV8996			BK DX859	BK DX884

LEXUS (cont.)

Year Année Ano	Engine	Application Aplicacion	Side Coté Lado	Reman CV Shaft Cardan réusiné Cardanica resinada	CV Shaft w/New Outer Joint Cardan avec Joint Ext. Neuf	Reman Outer Joint & Boot Joint Ext. réusiné & Soufflet	Outer Boot Kit Ensemble Soufflet Extérieur Juegos de bota exterior	Inner Boot Kit Ensemble Soufflet Intérieur Juegos de bota Interior
LEXUS (Cont'd)								
SC300								
2000-98	3.0L		D	CV8905			BK DX894	BK DX894
	3.0L		P	CV8906			BK DX894	BK DX894
1997-92	3.0L	RWD w/ Traction Control	D	CV8905			BK DX894	BK DX894
	3.0L	RWD w/ Traction Control	P	CV8906			BK DX894	BK DX894
	3.0L	RWD w/o Traction Control	D	CV8903			BK DX894	BK DX894
	3.0L	RWD w/o Traction Control	P	CV8904			BK DX894	BK DX894
SC400								
2000-98	4.0L		D	CV8905			BK DX894	BK DX894
	4.0L		P	CV8906			BK DX894	BK DX894
1997-92	4.0L	RWD w/ Traction Control	D	CV8905			BK DX894	BK DX894
	4.0L	RWD w/ Traction Control	P	CV8906			BK DX894	BK DX894
	4.0L	RWD w/o Traction Control	D	CV8903			BK DX894	BK DX894
	4.0L	RWD w/o Traction Control	P	CV8904			BK DX894	BK DX894
SC430								
2002	4.3L		D	CV8905			BK DX894	BK DX894
	4.3L		P	CV8906			BK DX894	BK DX894
LINCOLN								
CONTINENTAL								
2002-95	4.6L		D	CV4110			BK DX245	BK DX529
	4.6L		P	CV4111			BK DX245	BK DX529
1994	3.8L		D	CV4048	CVX4048	CV4508X	BK DX245	BK DX310
	3.8L		P	CV4049	CVX4049	CV4508X	BK DX245	BK DX310
1993-89	3.8L		D	CV4048	CVX4048	CV4508X	BK DX405	BK DX310
	3.8L		P	CV4049	CVX4049	CV4508X	BK DX405	BK DX310
1988	3.8L		D	CV4050	CVX4050	CV4508X	BK DX405	BK DX310
	3.8L		P	CV4051	CVX4051	CV4508X	BK DX405	BK DX310
MARK VIII								
1998-93	4.6L	Rear w/ ABS	D	CV4043		CV4514	BK DX407	BK DX407
	4.6L	Rear w/ ABS	P	CV4043		CV4514	BK DX407	BK DX407
	4.6L	Rear w/o ABS	D	CV4091		CV4514	BK DX407	BK DX407
	4.6L	Rear w/o ABS	P	CV4091		CV4514	BK DX407	BK DX407
NAVIGATOR								
2002-98	5.4L		D	CV4142		CV4542	BK DX428	BK DX428
	5.4L		P	CV4142		CV4542	BK DX428	BK DX428
MAZDA								
323								
1994-90	1.6L	FWD	D	CV7627	CVX7627	CV7714	BK DX373	BK DX767
	1.6L	FWD	P	CV7628	CVX7628	CV7714	BK DX373	BK DX767
1991-90	1.6L, 1.8L	AWD Front Shafts AT	D	CV7660		CV7725	BK DX380	BK DX760
	1.6L, 1.8L	AWD Front Shafts AT	P	CV7661		CV7725	BK DX380	BK DX760
	1.6L, 1.8L	AWD Front Shafts MT	D	CV7662		CV7725	BK DX380	BK DX760
	1.6L, 1.8L	AWD Front Shafts MT	P	CV7663		CV7725	BK DX380	BK DX760
	1.8L	FWD DOHC 16 Valve AT	D	CV4062	CVX4062	CV7715	BK DX307	BK DX768
	1.8L	FWD DOHC 16 Valve AT	P	CV4055	CVX4055	CV7715	BK DX307	BK DX768
	1.8L	FWD DOHC 16 Valve MT	D	CV4054	CVX4054	CV7715	BK DX307	BK DX768
	1.8L	FWD DOHC 16 Valve MT	P	CV4055	CVX4055	CV7715	BK DX307	BK DX768
	1.8L	FWD SOHC 16 Valve	D	CV7629	CVX7629	CV7713	BK DX307	BK DX765
	1.8L	FWD SOHC 16 Valve	P	CV7630	CVX7630	CV7713	BK DX307	BK DX218
1989-88	1.6L	FWD Turbo	D	CV7642		CV7712	BK DX217	BK DX764
	1.6L	FWD Turbo	P	CV7643		CV7712	BK DX217	BK DX764

MAZDA (cont.)

Year Année Ano	Engine	Application Aplicacion	Side Coté Lado	Reman CV Shaft Cardan réusiné Cardanica resinada	CV Shaft w/New Outer Joint Cardan avec Joint Ext. Neuf	Reman Outer Joint & Boot Joint Ext. réusiné & Soufflet	Outer Boot Kit Ensemble Soufflet Extérieur Juegos de bota exterior	Inner Boot Kit Ensemble Soufflet Intérieur Juegos de bota Interior
MAZDA (Cont'd)								
323 (Cont'd)								
1989-86	1.6L	AWD Front Shafts	D	CV7640		CV7717	BK DX380	BK DX758
	1.6L	AWD Front Shafts	P	CV7641		CV7717	BK DX380	BK DX758
	1.6L	FWD AT w/o Turbo	D	CV7615		CV7701	BK DX373	BK DX767
	1.6L	FWD AT w/o Turbo	P	CV7616		CV7701	BK DX373	BK DX767
	1.6L	FWD MT w/o Turbo	D	CV7615		CV7701	BK DX373	BK DX762
	1.6L	FWD MT w/o Turbo	P	CV7616		CV7701	BK DX373	BK DX762
	1.6L	Rear Shafts AWD	D	CV7667			BK DX309	BK DX758
	1.6L	Rear Shafts AWD	P	CV7668			BK DX309	BK DX758
626								
2002-94	2.0L	AT w/ ABS	D	CV7675	CVX7675	CV7721X	BK DX384	BK DX778
	2.0L	AT w/ ABS	P	CV7670	CVX7670	CV7721X	BK DX384	BK DX778
	2.0L	AT w/o ABS	D	CV7652	CVX7652	CV7721	BK DX384	BK DX778
	2.0L	AT w/o ABS	P	CV7657	CVX7657	CV7721	BK DX384	BK DX778
2002-93	2.0L	MT w/ ABS	D	CV7669	CVX7669	CV7722X	BK DX308	BK DX766
	2.0L	MT w/ ABS	P	CV7670	CVX7670	CV7722X	BK DX308	BK DX766
	2.0L	MT w/o ABS	D	CV7656	CVX7656	CV7722	BK DX308	BK DX766
	2.0L	MT w/o ABS	P	CV7657	CVX7657	CV7722	BK DX308	BK DX766
	2.5L	AT w/ ABS	D	CV7669	CVX7669	CV7721X	BK DX384	BK DX778
	2.5L	AT w/ ABS	P	CV7670	CVX7670	CV7721X	BK DX384	BK DX778
	2.5L	AT w/o ABS	D	CV7656	CVX7656	CV7721	BK DX384	BK DX778
	2.5L	AT w/o ABS	P	CV7657	CVX7657	CV7721	BK DX384	BK DX778
	2.5L	MT w/ ABS	D	CV7671	CVX7671	CV7724X	BK DX368	BK DX306
	2.5L	MT w/ ABS	P	CV7672	CVX7672	CV7724X	BK DX368	BK DX306
	2.5L	MT w/o ABS	D	CV7658	CVX7658	CV7724	BK DX368	BK DX306
	2.5L	MT w/o ABS	P	CV7659	CVX7659	CV7724	BK DX368	BK DX306
1993	2.0L	AT w/ ABS	D	CV7669	CVX7669	CV7721X	BK DX384	BK DX778
	2.0L	AT w/ ABS	P	CV7670	CVX7670	CV7721X	BK DX384	BK DX778
	2.0L	AT w/o ABS	D	CV7656	CVX7656	CV7721	BK DX384	BK DX778
	2.0L	AT w/o ABS	P	CV7657	CVX7657	CV7721	BK DX384	BK DX778
1992-88	2.2L	AT w/o Turbo w/ ABS	D	CV7926	CVX7926	CV7708X	BK DX304	BK DX772
	2.2L	AT w/o Turbo w/ ABS	P	CV7927	CVX7927	CV7708X	BK DX304	BK DX772
	2.2L	AT w/o Turbo w/o ABS	D	CV7619	CVX7619	CV7708	BK DX304	BK DX772
	2.2L	AT w/o Turbo w/o ABS	P	CV7620	CVX7620	CV7708	BK DX304	BK DX772
	2.2L	MT w/o Turbo w/ ABS	D	CV7926	CVX7926	CV7707X	BK DX304	BK DX764
	2.2L	MT w/o Turbo w/ ABS	P	CV7927	CVX7927	CV7707X	BK DX304	BK DX764
	2.2L	MT w/o Turbo w/o ABS	D	CV7619	CVX7619	CV7707	BK DX304	BK DX764
	2.2L	MT w/o Turbo w/o ABS	P	CV7620	CVX7620	CV7707	BK DX304	BK DX764
1991-88	2.2L	AT Turbo w/ ABS	D	CV7638		CV7709X	BK DX368	BK DX773
	2.2L	AT Turbo w/ ABS	P	CV7639		CV7709X	BK DX368	BK DX773
	2.2L	AT Turbo w/o ABS	D	CV7621		CV7709	BK DX368	BK DX773
	2.2L	AT Turbo w/o ABS	P	CV7622		CV7709	BK DX368	BK DX773
	2.2L	MT Turbo w/ ABS	D	CV7638		CV7709X	BK DX368	BK DX306
	2.2L	MT Turbo w/ ABS	P	CV7639		CV7709X	BK DX368	BK DX306
	2.2L	MT Turbo w/o ABS	D	CV7621		CV7709	BK DX368	BK DX306
	2.2L	MT Turbo w/o ABS	P	CV7622		CV7709	BK DX368	BK DX306
1987-86	2.0L	AT	D	CV7601		CV7702	BK DX304	BK DX772
	2.0L	AT	P	CV7602		CV7702	BK DX304	BK DX772
	2.0L	MT	D	CV7601		CV7702	BK DX304	BK DX764
	2.0L	MT	P	CV7602		CV7702	BK DX304	BK DX764
1985-83	2.0L		D	CV7601		CV7702	BK DX304	BK DX764
	2.0L		P	CV7602		CV7702	BK DX304	BK DX764

MAZDA (cont.)

Year Année Ano	Engine	Application Aplicacion	Side Coté Lado	Reman CV Shaft Cardan réusiné Cardanica resinada	CV Shaft w/New Outer Joint Cardan avec Joint Ext. Neuf	Reman Outer Joint & Boot Joint Ext. réusiné & Soufflet	Outer Boot Kit Ensemble Soufflet Extérieur Juegos de bota exterior	Inner Boot Kit Ensemble Soufflet Intérieur Juegos de bota Interior
MAZDA (Cont'd)								
929								
1995-92	3.0L	Rear Shafts	D	CV7665			BK DX344	BK DX306
	3.0L	Rear Shafts	P	CV7665			BK DX344	BK DX306
1991-88	3.0L	Rear Shafts w/ ABS	D	CV7924			BK DX344	BK DX306
	3.0L	Rear Shafts w/ ABS	P	CV7925			BK DX344	BK DX306
	3.0L	Rear Shafts w/o ABS	D	CV7611		CV7729	BK DX344	BK DX306
	3.0L	Rear Shafts w/o ABS	P	CV7612		CV7729	BK DX344	BK DX306
B2200								
1993-87	2.2L	Front Shafts 4WD	D	CV7617		CV7703	BK DX304	BK DX764
	2.2L	Front Shafts 4WD	P	CV7618		CV7703	BK DX304	BK DX764
B2500								
2001	2.5L		D	CV4108	CVX4108		BK DX425	BK DX426
	2.5L		P	CV4109	CVX4109		BK DX425	BK DX426
2000	2.5L	w/ Threaded Joint	D	CV4108	CVX4108		BK DX425	BK DX426
	2.5L	w/ Threaded Joint	P	CV4109	CVX4109		BK DX425	BK DX426
	2.5L	w/o Threaded Joint	D	CV4161			BK DX425	BK DX426
	2.5L	w/o Threaded Joint	P	CV4162			BK DX425	BK DX426
1999-98	2.5L		D	CV4161			BK DX425	BK DX426
	2.5L		P	CV4162			BK DX425	BK DX426
B2600								
1993-87	2.6L	Front Shafts 4WD	D	CV7617		CV7703	BK DX304	BK DX764
	2.6L	Front Shafts 4WD	P	CV7618		CV7703	BK DX304	BK DX764
B3000								
2002-01	3.0L		D	CV4108	CVX4108		BK DX425	BK DX426
	3.0L		P	CV4109	CVX4109		BK DX425	BK DX426
2000	3.0L	w/ Threaded Joint	D	CV4108	CVX4108		BK DX425	BK DX426
	3.0L	w/ Threaded Joint	P	CV4109	CVX4109		BK DX425	BK DX426
	3.0L	w/o Threaded Joint	D	CV4161			BK DX425	BK DX426
	3.0L	w/o Threaded Joint	P	CV4162			BK DX425	BK DX426
1999-98	3.0L		D	CV4161			BK DX425	BK DX426
	3.0L		P	CV4162			BK DX425	BK DX426
B4000								
2002-01	4.0L		D	CV4108	CVX4108		BK DX425	BK DX426
	4.0L		P	CV4109	CVX4109		BK DX425	BK DX426
2000	4.0L	w/ Threaded Joint	D	CV4108	CVX4108		BK DX425	BK DX426
	4.0L	w/ Threaded Joint	P	CV4109	CVX4109		BK DX425	BK DX426
	4.0L	w/o Threaded Joint	D	CV4161			BK DX425	BK DX426
	4.0L	w/o Threaded Joint	P	CV4162			BK DX425	BK DX426
1999-98	4.0L		D	CV4161			BK DX425	BK DX426
	4.0L		P	CV4162			BK DX425	BK DX426
GLC								
1985-81	1.5L		D	CV7615		CV7701	BK DX216	BK DX215
	1.5L		P	CV7616		CV7701	BK DX216	BK DX215
MIATA								
2002-99	1.8L	Rear Shafts w/ ABS	D	CV7967				
	1.8L	Rear Shafts w/ ABS	P	CV7967				
	1.8L	Rear Shafts w/o ABS	D	CV7966				
	1.8L	Rear Shafts w/o ABS	P	CV7966				
1997-94	1.8L	Rear Shafts w/ ABS	D	CV7904		CV7734X	BK DX216	BK DX762
	1.8L	Rear Shafts w/ ABS	P	CV7904		CV7734X	BK DX216	BK DX762
	1.8L	Rear Shafts w/o ABS	D	CV7903		CV7734	BK DX216	BK DX762

MAZDA (cont.)

Year Année Ano	Engine	Application Aplicacion	Side Coté Lado	Reman CV Shaft Cardan réusiné Cardanica resinada	CV Shaft w/New Outer Joint Cardan avec Joint Ext. Neuf	Reman Outer Joint & Boot Joint Ext. réusiné & Soufflet	Outer Boot Kit Ensemble Soufflet Extérieur Juegos de bota exterior	Inner Boot Kit Ensemble Soufflet Intérieur Juegos de bota Interior
MAZDA (Cont'd)								
MIATA (Cont'd)								
1997-94	1.8L	Rear Shafts w/o ABS	P	CV7903		CV7734	BK DX216	BK DX762
1993-90	1.6L	Rear Shafts w/ ABS	D	CV7905		CV7719X	BK DX216	BK DX762
	1.6L	Rear Shafts w/ ABS	P	CV7905		CV7719X	BK DX216	BK DX762
	1.6L	Rear Shafts w/o ABS	D	CV7645		CV7719	BK DX216	BK DX762
	1.6L	Rear Shafts w/o ABS	P	CV7645		CV7719	BK DX216	BK DX762
MILLENNIA								
2002-01	2.3L		D	CV7968				
	2.3L		P	CV7969				
2002-99	2.5L		D	CV7698	CVX7698		BK DX389	BK DX910
	2.5L		P	CV7699	CVX7699		BK DX389	BK DX910
2000-96	2.3L		D	CV7930		CV7724X	BK DX368	BK DX387
	2.3L		P	CV7931		CV7724X	BK DX368	BK DX387
1998-95	2.5L		D	CV7698	CVX7698	CV7724X	BK DX368	BK DX387
	2.5L		P	CV7699	CVX7699	CV7724X	BK DX368	BK DX387
1995	2.3L	From VIN 138176	D	CV7930		CV7724X	BK DX368	BK DX387
	2.3L	From VIN 138176	P	CV7931		CV7724X	BK DX368	BK DX387
	2.3L	To VIN 138175	D	CV7696		CV7733X	BK DX368	BK DX387
	2.3L	To VIN 138175	P	CV7697		CV7733X	BK DX368	BK DX387
MPV								
2002	2.5L	w/ ABS	D	CV7976				
	2.5L	w/ ABS	P	CV7977				
	2.5L	w/o ABS	D	CV7974				
	2.5L	w/o ABS	P	CV7975				
2001-00	2.5L	w/ ABS	D	CV7972				
	2.5L	w/ ABS	P	CV7973				
	2.5L	w/o ABS	D	CV7970				
	2.5L	w/o ABS	P	CV7971				
1998-96	3.0L	4WD Front Shafts	D	CV7906			BK DX308	BK DX764
	3.0L	4WD Front Shafts	P	CV7907			BK DX308	BK DX764
1995-89	3.0L	4WD Front Shafts	D	CV7634		CV7716	BK DX304	BK DX764
	3.0L	4WD Front Shafts	P	CV7635		CV7716	BK DX304	BK DX764
1994-89	2.6L	4WD Front Shafts	D	CV7634		CV7716	BK DX304	BK DX764
	2.6L	4WD Front Shafts	P	CV7635		CV7716	BK DX304	BK DX764
MX-3								
1996-94	1.6L	w/ ABS	D	CV7920		CV7718X	BK DX373	BK DX767
	1.6L	w/ ABS	P	CV7921		CV7718X	BK DX373	BK DX767
	1.6L	w/o ABS	D	CV7646	CVX7646	CV7718	BK DX373	BK DX767
	1.6L	w/o ABS	P	CV7677	CVX7677	CV7718	BK DX373	BK DX767
1994	1.8L	AT	D	CV7678	CVX7678	CV7715	BK DX307	BK DX218
	1.8L	AT	P	CV7900	CVX7900	CV7715	BK DX307	BK DX218
	1.8L	MT w/ ABS	D	CV7650	CVX7650	CV7715X	BK DX307	BK DX768
	1.8L	MT w/ ABS	P	CV7902	CVX7902	CV7715X	BK DX307	BK DX768
	1.8L	MT w/o ABS	D	CV7648	CVX7648	CV7715	BK DX307	BK DX768
	1.8L	MT w/o ABS	P	CV7901	CVX7901	CV7715	BK DX307	BK DX768
1993-92	1.6L		D	CV7646	CVX7646	CV7714	BK DX373	BK DX767
	1.6L		P	CV7647	CVX7647	CV7714	BK DX373	BK DX767
	1.8L	AT	D	CV7678	CVX7678	CV7715	BK DX307	BK DX218
	1.8L	AT	P	CV7679	CVX7679	CV7715	BK DX307	BK DX218
	1.8L	MT w/ ABS	D	CV7650	CVX7650	CV7715X	BK DX307	BK DX768
	1.8L	MT w/ ABS	P	CV7651	CVX7651	CV7715X	BK DX307	BK DX768
	1.8L	MT w/o ABS	D	CV7648	CVX7648	CV7715	BK DX307	BK DX768
	1.8L	MT w/o ABS	P	CV7649	CVX7649	CV7715	BK DX307	BK DX768

MAZDA (cont.)

Year Année Ano	Engine	Application Aplicacion	Side Coté Lado	Reman CV Shaft Cardan réusiné Cardanica resinada	CV Shaft w/New Outer Joint Cardan avec Joint Ext. Neuf	Reman Outer Joint & Boot Joint Ext. réusiné & Soufflet	Outer Boot Kit Ensemble Soufflet Extérieur Juegos de bota exterior	Inner Boot Kit Ensemble Soufflet Intérieur Juegos de bota Interior
MAZDA (Cont'd)								
MX-3 (Cont'd)								
1993-92	1.8L	MT w/o ABS	P	CV7649	CVX7649	CV7715	BK DX307	BK DX768
MX-6								
1997-94	2.0L	AT w/ ABS	D	CV7675	CVX7675	CV7721X	BK DX384	BK DX778
	2.0L	AT w/ ABS	P	CV7670	CVX7670	CV7721X	BK DX384	BK DX778
	2.0L	AT w/o ABS	D	CV7652	CVX7652	CV7721	BK DX384	BK DX778
	2.0L	AT w/o ABS	P	CV7657	CVX7657	CV7721	BK DX384	BK DX778
1997-93	2.0L	MT w/ ABS	D	CV7669	CVX7669	CV7722X	BK DX308	BK DX766
	2.0L	MT w/ ABS	P	CV7670	CVX7670	CV7722X	BK DX308	BK DX766
	2.0L	MT w/o ABS	D	CV7656	CVX7656	CV7722	BK DX308	BK DX766
	2.0L	MT w/o ABS	P	CV7657	CVX7657	CV7722	BK DX308	BK DX766
	2.5L	AT w/ ABS	D	CV7669	CVX7669	CV7721X	BK DX384	BK DX778
	2.5L	AT w/ ABS	P	CV7670	CVX7670	CV7721X	BK DX384	BK DX778
	2.5L	AT w/o ABS	D	CV7656	CVX7656	CV7721	BK DX384	BK DX778
	2.5L	AT w/o ABS	P	CV7657	CVX7657	CV7721	BK DX384	BK DX778
	2.5L	MT w/ ABS	D	CV7671	CVX7671	CV7724X	BK DX368	BK DX306
	2.5L	MT w/ ABS	P	CV7672	CVX7672	CV7724X	BK DX368	BK DX306
	2.5L	MT w/o ABS	D	CV7658	CVX7658	CV7724	BK DX368	BK DX306
	2.5L	MT w/o ABS	P	CV7659	CVX7659	CV7724	BK DX368	BK DX306
1993	2.0L	AT w/ ABS	D	CV7669	CVX7669	CV7721X	BK DX384	BK DX778
	2.0L	AT w/ ABS	P	CV7670	CVX7670	CV7721X	BK DX384	BK DX778
	2.0L	AT w/o ABS	D	CV7656	CVX7656	CV7721	BK DX384	BK DX778
	2.0L	AT w/o ABS	P	CV7657	CVX7657	CV7721	BK DX384	BK DX778
1992-88	2.2L	AT Turbo w/ ABS	D	CV7638		CV7709X	BK DX368	BK DX773
	2.2L	AT Turbo w/ ABS	P	CV7639		CV7709X	BK DX368	BK DX773
	2.2L	AT Turbo w/o ABS	D	CV7621		CV7709	BK DX368	BK DX773
	2.2L	AT Turbo w/o ABS	P	CV7622		CV7709	BK DX368	BK DX773
	2.2L	AT w/o Turbo w/ ABS	D	CV7926	CVX7926	CV7708X	BK DX304	BK DX772
	2.2L	AT w/o Turbo w/ ABS	P	CV7927	CVX7927	CV7708X	BK DX304	BK DX772
	2.2L	AT w/o Turbo w/o ABS	D	CV7619	CVX7619	CV7708	BK DX304	BK DX772
	2.2L	AT w/o Turbo w/o ABS	P	CV7620	CVX7620	CV7708	BK DX304	BK DX772
	2.2L	MT Turbo w/ ABS	D	CV7638		CV7709X	BK DX368	BK DX306
	2.2L	MT Turbo w/ ABS	P	CV7639		CV7709X	BK DX368	BK DX306
	2.2L	MT Turbo w/o ABS	D	CV7621		CV7709	BK DX368	BK DX306
	2.2L	MT Turbo w/o ABS	P	CV7622		CV7709	BK DX368	BK DX306
	2.2L	MT w/o Turbo w/ ABS	D	CV7926	CVX7926	CV7707X	BK DX304	BK DX764
	2.2L	MT w/o Turbo w/ ABS	P	CV7927	CVX7927	CV7707X	BK DX304	BK DX764
	2.2L	MT w/o Turbo w/o ABS	D	CV7619	CVX7619	CV7707	BK DX304	BK DX764
	2.2L	MT w/o Turbo w/o ABS	P	CV7620	CVX7620	CV7707	BK DX304	BK DX764
PROTEGE								
2002-01	2.0L	AT w/ ABS	D	CV7980				
	2.0L	AT w/ ABS	P	CV7981				
	2.0L	AT w/o ABS	D	CV7978				
	2.0L	AT w/o ABS	P	CV7979				
	2.0L	MT w/ ABS	D	CV7984				
	2.0L	MT w/ ABS	P	CV7985				
	2.0L	MT w/o ABS	D	CV7982				
	2.0L	MT w/o ABS	P	CV7983				
2001-99	1.6L	AT w/ ABS	D	CV7948				
	1.6L	AT w/ ABS	P	CV7949				
	1.6L	AT w/o ABS	D	CV7946				
	1.6L	AT w/o ABS	P	CV7947				

MAZDA (cont.)

Year Année Ano	Engine	Application Aplicacion	Side Coté Lado	Reman CV Shaft Cardan réusiné Cardanica resinada	CV Shaft w/New Outer Joint Cardan avec Joint Ext. Neuf	Reman Outer Joint & Boot Joint Ext. réusiné & Soufflet	Outer Boot Kit Ensemble Soufflet Extérieur Juegos de bota exterior	Inner Boot Kit Ensemble Soufflet Intérieur Juegos de bota Interior	
MAZDA (Cont'd)									
PROTEGE									
2001-99	1.6L	MT w/ ABS	D	CV7952					
	1.6L	MT w/ ABS	P	CV7953					
	1.6L	MT w/o ABS	D	CV7950					
	1.6L	MT w/o ABS	P	CV7951					
2000-99	1.8L	AT w/ ABS	D	CV7956					
	1.8L	AT w/ ABS	P	CV7957					
	1.8L	AT w/o ABS	D	CV7954					
	1.8L	AT w/o ABS	P	CV7955					
	1.8L	MT w/ ABS	D	CV7960					
	1.8L	MT w/ ABS	P	CV7961					
	1.8L	MT w/o ABS	D	CV7958					
	1.8L	MT w/o ABS	P	CV7959					
	1998-97	1.5L	California w/ ABS	D	CV7682	CVX7682	CV7718X	BK DX373	BK DX767
		1.5L	California w/ ABS	P	CV7683	CVX7683	CV7718X	BK DX373	BK DX767
1.5L		California w/o ABS	D	CV7680	CVX7680	CV7718	BK DX373	BK DX767	
1.5L		California w/o ABS	P	CV7677	CVX7677	CV7718	BK DX373	BK DX767	
1.5L		exc. California w/ ABS	D	CV7682	CVX7682	CV7718X	BK DX373	BK DX767	
1.5L		exc. California w/ ABS	P	CV7923		CV7718X	BK DX373	BK DX767	
1.5L		exc. California w/o ABS	D	CV7680	CVX7680	CV7718	BK DX373	BK DX767	
1.5L		exc. California w/o ABS	P	CV7922		CV7718	BK DX373	BK DX767	
1998-96	1.8L	w/ ABS	D	CV7690	CVX7690	CV7718X	BK DX373	BK DX767	
	1.8L	w/ ABS	P	CV7691	CVX7691	CV7718X	BK DX373	BK DX767	
	1.8L	w/o ABS	D	CV7688	CVX7688	CV7718	BK DX373	BK DX767	
	1.8L	w/o ABS	P	CV7689	CVX7689	CV7718	BK DX373	BK DX767	
1996-95	1.5L	AT w/ ABS	D	CV7682	CVX7682	CV7718X	BK DX373	BK DX767	
	1.5L	AT w/ ABS	P	CV7683	CVX7683	CV7718X	BK DX373	BK DX767	
	1.5L	AT w/o ABS	D	CV7680	CVX7680	CV7718	BK DX373	BK DX767	
	1.5L	AT w/o ABS	P	CV7677	CVX7677	CV7718	BK DX373	BK DX767	
	1.5L	MT w/ ABS	D	CV7682	CVX7682	CV7718X	BK DX373	BK DX767	
	1.5L	MT w/ ABS	P	CV7687	CVX7687	CV7718X	BK DX373	BK DX767	
	1.5L	MT w/o ABS	D	CV7680	CVX7680	CV7718	BK DX373	BK DX767	
	1.5L	MT w/o ABS	P	CV7685	CVX7685	CV7718	BK DX373	BK DX767	
1995	1.8L	VIN JMIBA AT w/ ABS	D	CV7690	CVX7690	CV7732X	BK DX307	BK DX768	
	1.8L	VIN JMIBA AT w/ ABS	P	CV7691	CVX7691	CV7732X	BK DX307	BK DX768	
	1.8L	VIN JMIBA AT w/o ABS	D	CV7688	CVX7688	CV7732	BK DX307	BK DX768	
	1.8L	VIN JMIBA AT w/o ABS	P	CV7689	CVX7689	CV7732	BK DX307	BK DX768	
	1.8L	VIN JMIBA MT w/ ABS From VIN 147378	D	CV7694	CVX7694	CV7732X	BK DX307	BK DX768	
	1.8L	VIN JMIBA MT w/ ABS From VIN 147378	P	CV7691	CVX7691	CV7732X	BK DX307	BK DX768	
	1.8L	VIN JMIBA MT w/ ABS To VIN 147377	D	CV7694	CVX7694	CV7732X	BK DX307	BK DX768	
	1.8L	VIN JMIBA MT w/ ABS To VIN 147377	P	CV7695	CVX7695	CV7732X	BK DX307	BK DX768	
	1.8L	VIN JMIBA MT w/o ABS	D	CV7692	CVX7692	CV7732	BK DX307	BK DX768	
	1.8L	VIN JMIBA MT w/o ABS	P	CV7693	CVX7693	CV7732	BK DX307	BK DX768	
	1.8L	VIN JMIBG DOHC 16 Valve AT	D	CV4062	CVX4062	CV7715	BK DX307	BK DX768	
	1.8L	VIN JMIBG DOHC 16 Valve AT	P	CV4055	CVX4055	CV7715	BK DX307	BK DX768	
	1.8L	VIN JMIBG DOHC 16 Valve MT	D	CV4054	CVX4054	CV7715	BK DX307	BK DX768	
	1.8L	VIN JMIBG DOHC 16 Valve MT	P	CV4055	CVX4055	CV7715	BK DX307	BK DX768	
1994-90	1.8L	VIN JMIBG SOHC 16 Valve	D	CV7629	CVX7629	CV7713	BK DX307	BK DX765	
	1.8L	VIN JMIBG SOHC 16 Valve	P	CV7630	CVX7630	CV7713	BK DX307	BK DX218	
1994-90	1.8L	FWD DOHC 16 Valve AT	D	CV4062	CVX4062	CV7715	BK DX307	BK DX768	

MAZDA (cont.)

Year Année Ano	Engine	Application Aplicacion	Side Coté Lado	Reman CV Shaft Cardan réusiné Cardanica resinada	CV Shaft w/New Outer Joint Cardan avec Joint Ext. Neuf	Reman Outer Joint & Boot Joint Ext. réusiné & Soufflet	Outer Boot Kit Ensemble Soufflet Extérieur Juegos de bota exterior	Inner Boot Kit Ensemble Soufflet Intérieur Juegos de bota Interior
MAZDA (Cont'd)								
PROTEGE (Cont'd)								
1994-90	1.8L	FWD DOHC 16 Valve AT	P	CV4055	CVX4055	CV7715	BK DX307	BK DX768
	1.8L	FWD DOHC 16 Valve MT	D	CV4054	CVX4054	CV7715	BK DX307	BK DX768
	1.8L	FWD DOHC 16 Valve MT	P	CV4055	CVX4055	CV7715	BK DX307	BK DX768
	1.8L	FWD SOHC 16 Valve	D	CV7629	CVX7629	CV7713	BK DX307	BK DX765
	1.8L	FWD SOHC 16 Valve	P	CV7630	CVX7630	CV7713	BK DX307	BK DX218
1991-90	1.8L	AWD Front Shafts AT	D	CV7660		CV7725	BK DX380	BK DX760
	1.8L	AWD Front Shafts AT	P	CV7661		CV7725	BK DX380	BK DX760
	1.8L	AWD Front Shafts MT	D	CV7662		CV7725	BK DX380	BK DX760
	1.8L	AWD Front Shafts MT	P	CV7663		CV7725	BK DX380	BK DX760
PROTEGE5								
2002	2.0L	AT w/ ABS	D	CV7980				
	2.0L	AT w/ ABS	P	CV7981				
	2.0L	AT w/o ABS	D	CV7978				
	2.0L	AT w/o ABS	P	CV7979				
	2.0L	MT w/ ABS	D	CV7984				
	2.0L	MT w/ ABS	P	CV7985				
	2.0L	MT w/o ABS	D	CV7982				
	2.0L	MT w/o ABS	P	CV7983				
RX-7								
1995-93	1.3L	Rear Shafts	D	CV7664		CV7730	BK DX344	BK DX306
	1.3L	Rear Shafts	P	CV7664		CV7730	BK DX344	BK DX306
1992-86	1.3L	Rear Shafts Turbo	D	CV7610		CV7704	BK DX344	BK DX306
	1.3L	Rear Shafts Turbo	P	CV7610		CV7704	BK DX344	BK DX306
	1.3L	Rear Shafts w/o Turbo	D	CV7608		CV7705	BK DX308	BK DX766
	1.3L	Rear Shafts w/o Turbo	P	CV7608		CV7705	BK DX308	BK DX766
TRIBUTE								
2002-01	2.0L	w/ ABS	D	CV4175				
	2.0L	w/ ABS	P	CV4176				
	2.0L	w/o ABS	D	CV4191				
	2.0L	w/o ABS	P	CV4192				
	3.0L	w/ ABS	D	CV4179				
	3.0L	w/ ABS	P	CV4180				
	3.0L	w/o ABS	D	CV4177				
	3.0L	w/o ABS	P	CV4178				
MERCURY								
CAPRI								
1994-91	1.6L	Turbo	D	CV7642		CV7712	BK DX217	BK DX764
	1.6L	Turbo	P	CV7643		CV7712	BK DX217	BK DX764
	1.6L	w/o Turbo	D	CV7615		CV7701	BK DX373	BK DX767
	1.6L	w/o Turbo	P	CV7616		CV7701	BK DX373	BK DX767
COUGAR								
2002	2.5L	AT w/ ABS	D	CV4128		CV4540X	BK DX422	BK DX424
	2.5L	AT w/ ABS	P	CV4129		CV4540X		
	2.5L	AT w/o ABS	D	CV4118	CVX4118	CV4540	BK DX422	BK DX424
	2.5L	AT w/o ABS	P	CV4119	CVX4119	CV4540		
	2.5L	MT w/ ABS	D	CV4132		CV4540X	BK DX422	BK DX424
	2.5L	MT w/ ABS	P	CV4129		CV4540X		
	2.5L	MT w/o ABS	D	CV4122		CV4540	BK DX422	BK DX424
	2.5L	MT w/o ABS	P	CV4119		CV4540		

MERCURY (cont.)

Year Année Ano	Engine	Application Aplicacion	Side Coté Lado	Reman CV Shaft Cardan réusiné Cardanica resinada	CV Shaft w/New Outer Joint Cardan avec Joint Ext. Neuf	Reman Outer Joint & Boot Joint Ext. réusiné & Soufflet	Outer Boot Kit Ensemble Soufflet Extérieur Juegos de bota exterior	Inner Boot Kit Ensemble Soufflet Intérieur Juegos de bota Interior
MERCURY (Cont'd)								
COUGAR (Cont'd)								
2002-99	2.0L	AT w/ ABS	D	CV4120	CVX4120	CV4539X	BK DX427	BK DX423
	2.0L	AT w/ ABS	P	CV4121	CVX4121	CV4539X	BK DX427	BK DX423
	2.0L	AT w/o ABS	D	CV4118	CVX4118	CV4539	BK DX427	BK DX423
	2.0L	AT w/o ABS	P	CV4119	CVX4119	CV4539	BK DX427	BK DX423
	2.0L	MT w/ ABS	D	CV4124		CV4539X	BK DX427	BK DX423
	2.0L	MT w/ ABS	P	CV4121		CV4539X	BK DX427	BK DX423
	2.0L	MT w/o ABS	D	CV4122		CV4539	BK DX427	BK DX423
	2.0L	MT w/o ABS	P	CV4119		CV4539	BK DX427	BK DX423
2001	2.5L	AT w/ ABS	D	CV4128		CV4540X	BK DX422	BK DX424
	2.5L	AT w/ ABS	P	CV4129		CV4540X	BK DX422	BK DX424
	2.5L	AT w/o ABS	D	CV4118	CVX4118	CV4540	BK DX422	BK DX424
	2.5L	AT w/o ABS	P	CV4119	CVX4119	CV4540	BK DX422	BK DX424
	2.5L	MT w/ ABS	D	CV4132		CV4540X	BK DX422	BK DX424
	2.5L	MT w/ ABS	P	CV4129		CV4540X	BK DX422	BK DX424
	2.5L	MT w/o ABS	D	CV4122		CV4540	BK DX422	BK DX424
	2.5L	MT w/o ABS	P	CV4119		CV4540	BK DX422	BK DX424
2000-99	2.5L	AT w/ ABS	D	CV4128		CV4540X	BK DX422	BK DX424
	2.5L	AT w/ ABS	P	CV4129				
	2.5L	AT w/o ABS	D	CV4118	CVX4118	CV4540	BK DX422	BK DX424
	2.5L	AT w/o ABS	P	CV4119	CVX4119			
	2.5L	MT w/ ABS	D	CV4132		CV4540X	BK DX422	BK DX424
	2.5L	MT w/ ABS	P	CV4129				
	2.5L	MT w/o ABS	D	CV4122		CV4540	BK DX422	BK DX424
	2.5L	MT w/o ABS	P	CV4119				
1997-94	4.6L	Rear w/ ABS	D	CV4043		CV4514	BK DX407	BK DX407
	4.6L	Rear w/ ABS	P	CV4043		CV4514	BK DX407	BK DX407
	4.6L	Rear w/o ABS	D	CV4091		CV4514	BK DX407	BK DX407
	4.6L	Rear w/o ABS	P	CV4091		CV4514	BK DX407	BK DX407
1997-89	3.8L	Rear, exc. SC w/ ABS	D	CV4090		CV4516	BK DX409	BK DX409
	3.8L	Rear, exc. SC w/ ABS	P	CV4090		CV4516	BK DX409	BK DX409
	3.8L	Rear, exc. SC w/o ABS	D	CV4045		CV4516	BK DX409	BK DX409
	3.8L	Rear, exc. SC w/o ABS	P	CV4045		CV4516	BK DX409	BK DX409
1993-91	5.0L	Rear w/ ABS	D	CV4043		CV4514	BK DX407	BK DX407
	5.0L	Rear w/ ABS	P	CV4043		CV4514	BK DX407	BK DX407
	5.0L	Rear w/o ABS	D	CV4091		CV4514	BK DX407	BK DX407
	5.0L	Rear w/o ABS	P	CV4091		CV4514	BK DX407	BK DX407
1990	3.8L	Rear, SC	D	CV4043		CV4514	BK DX407	BK DX407
	3.8L	Rear, SC	P	CV4043		CV4514	BK DX407	BK DX407
1989	3.8L	Rear, SC AT	D	CV4043		CV4514	BK DX407	BK DX407
	3.8L	Rear, SC AT	P	CV4043		CV4514	BK DX407	BK DX407
	3.8L	Rear, SC MT	D	CV4043		CV4514	BK DX407	BK DX407
	3.8L	Rear, SC MT	P	CV4043		CV4515	BK DX408	BK DX408
LN7								
1983	1.6L	From 5/83 AT w/26 splines	D	CV4016		CV4505	BK DX209	BK DX404
	1.6L	From 5/83 AT w/26 splines	P	CV4014		CV4505	BK DX209	BK DX404
	1.6L	From 5/83 MT w/26 splines	D	CV4015		CV4505	BK DX209	BK DX404
	1.6L	From 5/83 MT w/26 splines	P	CV4014		CV4505	BK DX209	BK DX404
	1.6L	To 4/83 AT w/23 splines	D	CV4005		CV4502	BK DX209	BK DX404
	1.6L	To 4/83 AT w/23 splines	P	CV4002		CV4502	BK DX209	BK DX404
	1.6L	To 4/83 MT w/23 splines	D	CV4003		CV4502	BK DX209	BK DX404

MERCURY (cont.)

Year Année Ano	Engine	Application Aplicacion	Side Coté Lado	Reman CV Shaft Cardan réusiné Cardanica resinada	CV Shaft w/New Outer Joint Cardan avec Joint Ext. Neuf	Reman Outer Joint & Boot Joint Ext. réusiné & Soufflet	Outer Boot Kit Ensemble Soufflet Extérieur Juegos de bota exterior	Inner Boot Kit Ensemble Soufflet Intérieur Juegos de bota Interior
MERCURY (Cont'd)								
LN7 (Cont'd)								
1983	1.6L	To 4/83 MT w/23 splines	P	CV4002		CV4502	BK DX209	BK DX404
1982	1.6L	Inner Joint w/hub	D	CV4003		CV4502	BK DX209	BK DX404
	1.6L	Inner Joint w/hub	P	CV4002		CV4502	BK DX209	BK DX404
	1.6L	Inner Joint w/o hub	D	CV4003		CV4502	BK DX209	BK DX404
	1.6L	Inner Joint w/o hub	P	CV4002		CV4502	BK DX209	BK DX404
LYNX								
1987-86	1.9L	AT	D	CV4016		CV4505	BK DX209	BK DX404
	1.9L	AT	P	CV4014		CV4505	BK DX209	BK DX210
	1.9L	MT	D	CV4015		CV4505	BK DX209	BK DX404
	1.9L	MT	P	CV4014		CV4505	BK DX209	BK DX210
1987-84	2.0L	MT Diesel	D	CV4015		CV4505	BK DX209	BK DX404
	2.0L	MT Diesel	P	CV4014		CV4505	BK DX209	BK DX210
1985	1.9L	AT	D	CV4016		CV4505	BK DX209	BK DX404
	1.9L	AT	P	CV4014		CV4505	BK DX209	BK DX404
	1.9L	MT	D	CV4015		CV4505	BK DX209	BK DX404
	1.9L	MT	P	CV4014		CV4505	BK DX209	BK DX404
1985-84	1.6L	AT	D	CV4016		CV4505	BK DX209	BK DX404
	1.6L	AT	P	CV4014		CV4505	BK DX209	BK DX404
	1.6L, 2.0L	MT w/o Turbo	D	CV4015		CV4505	BK DX209	BK DX404
	1.6L, 2.0L	MT w/o Turbo	P	CV4014		CV4505	BK DX209	BK DX404
	2.0L	AT	D	CV4016		CV4505	BK DX209	BK DX404
	2.0L	AT	P	CV4014		CV4505	BK DX209	BK DX404
1983	1.6L	From 5/83 AT w/26 splines	D	CV4016		CV4505	BK DX209	BK DX404
	1.6L	From 5/83 AT w/26 splines	P	CV4014		CV4505	BK DX209	BK DX404
	1.6L	From 5/83 MT w/26 splines	D	CV4015		CV4505	BK DX209	BK DX404
	1.6L	From 5/83 MT w/26 splines	P	CV4014		CV4505	BK DX209	BK DX404
	1.6L	To 4/83 AT w/23 splines	D	CV4005		CV4502	BK DX209	BK DX404
	1.6L	To 4/83 AT w/23 splines	P	CV4002		CV4502	BK DX209	BK DX404
	1.6L	To 4/83 MT w/23 splines	D	CV4003		CV4502	BK DX209	BK DX404
	1.6L	To 4/83 MT w/23 splines	P	CV4002		CV4502	BK DX209	BK DX404
1982-81	1.6L	Inner Joint w/hub	D	CV4003		CV4502	BK DX209	BK DX404
	1.6L	Inner Joint w/hub	P	CV4002		CV4502	BK DX209	BK DX404
	1.6L	Inner Joint w/o hub	D	CV4003		CV4502	BK DX209	BK DX404
	1.6L	Inner Joint w/o hub	P	CV4002		CV4502	BK DX209	BK DX404
MOUNTAINEER								
2002	4.0L, 4.6L		D	CV4181				
	4.0L, 4.6L		P	CV4182				
2001-98	4.0L		D	CV4108	CVX4108	CV4537	BK DX425	BK DX426
	4.0L		P	CV4109	CVX4109	CV4537	BK DX425	BK DX426
2001-97	5.0L		D	CV4108	CVX4108	CV4537	BK DX425	BK DX426
	5.0L		P	CV4109	CVX4109	CV4537	BK DX425	BK DX426
MYSTIQUE								
2000-95	2.0L	AT w/ ABS	D	CV4120	CVX4120	CV4539X	BK DX427	BK DX423
	2.0L	AT w/ ABS	P	CV4121	CVX4121	CV4539X	BK DX427	BK DX423
	2.0L	AT w/o ABS	D	CV4118	CVX4118	CV4539	BK DX427	BK DX423
	2.0L	AT w/o ABS	P	CV4119	CVX4119	CV4539	BK DX427	BK DX423
	2.0L	MT w/ ABS	D	CV4124		CV4539X	BK DX427	BK DX423
	2.0L	MT w/ ABS	P	CV4121		CV4539X	BK DX427	BK DX423
	2.0L	MT w/o ABS	D	CV4122		CV4539	BK DX427	BK DX423
	2.0L	MT w/o ABS	P	CV4119		CV4539	BK DX427	BK DX423

MERCURY (cont.)

Year Année Ano	Engine	Application Aplicacion	Side Coté Lado	Reman CV Shaft Cardan réusiné Cardanica resinada	CV Shaft w/New Outer Joint Cardan avec Joint Ext. Neuf	Reman Outer Joint & Boot Joint Ext. réusiné & Soufflet	Outer Boot Kit Ensemble Soufflet Extérieur Juegos de bota exterior	Inner Boot Kit Ensemble Soufflet Intérieur Juegos de bota Interior
MERCURY (Cont'd)								
MYSTIQUE (Cont'd)								
2000-95	2.5L	AT w/ ABS	D	CV4128		CV4540X	BK DX422	BK DX424
	2.5L	AT w/ ABS	P	CV4129		CV4540X	BK DX422	BK DX424
	2.5L	AT w/o ABS	D	CV4118	CVX4118	CV4540	BK DX422	BK DX424
	2.5L	AT w/o ABS	P	CV4119	CVX4119	CV4540	BK DX422	BK DX424
	2.5L	MT w/ ABS	D	CV4132		CV4540X	BK DX422	BK DX424
	2.5L	MT w/ ABS	P	CV4129		CV4540X	BK DX422	BK DX424
	2.5L	MT w/o ABS	D	CV4122		CV4540	BK DX422	BK DX424
	2.5L	MT w/o ABS	P	CV4119		CV4540	BK DX422	BK DX424
SABLE								
2002-96	3.0L	AX4N Stamped on Transmission Pan w/ ABS	D	CV4145		CV4541X	BK DX405	BK DX406
	3.0L	AX4N Stamped on Transmission Pan w/ ABS	P	CV4160		CV4541X	BK DX405	BK DX406
	3.0L	AX4N Stamped on Transmission Pan w/o ABS	D	CV4143		CV4541	BK DX405	BK DX406
	3.0L	AX4N Stamped on Transmission Pan w/o ABS	P	CV4159		CV4541	BK DX405	BK DX406
	3.0L	AX4S, AXODE Stamped on Transmission Pan w/ ABS	D	CV4145		CV4541X	BK DX405	BK DX406
	3.0L	AX4S, AXODE Stamped on Transmission Pan w/ ABS	P	CV4146	CVX4146	CV4541X	BK DX405	BK DX406
	3.0L	AX4S, AXODE Stamped on Transmission Pan w/o ABS	D	CV4143		CV4541	BK DX405	BK DX406
	3.0L	AX4S, AXODE Stamped on Transmission Pan w/o ABS	P	CV4144	CVX4144	CV4541	BK DX405	BK DX406
1995-94	3.0L	AX4N Stamped on Transmission Pan w/ ABS	D	CV4050	CVX4050	CV4508X	BK DX405	BK DX310
	3.0L	AX4N Stamped on Transmission Pan w/ ABS	P	CV4139	CVX4139	CV4508X	BK DX405	BK DX310
	3.0L	AX4N Stamped on Transmission Pan w/o ABS	D	CV4022	CVX4022	CV4508	BK DX405	BK DX310
	3.0L	AX4N Stamped on Transmission Pan w/o ABS	P	CV4138	CVX4138	CV4508	BK DX405	BK DX310
	3.0L	AX4S, AXODE Stamped on Transmission Pan w/ ABS	D	CV4050	CVX4050	CV4508X	BK DX405	BK DX310
	3.0L	AX4S, AXODE Stamped on Transmission Pan w/ ABS	P	CV4051	CVX4051	CV4508X	BK DX405	BK DX310
	3.0L	AX4S, AXODE Stamped on Transmission Pan w/o ABS	D	CV4022	CVX4022	CV4508	BK DX405	BK DX310
	3.0L	AX4S, AXODE Stamped on Transmission Pan w/o ABS	P	CV4021	CVX4021	CV4508	BK DX405	BK DX310
1995-87	3.8L	w/ ABS	D	CV4050	CVX4050	CV4508X	BK DX405	BK DX310
	3.8L	w/ ABS	P	CV4051	CVX4051	CV4508X	BK DX405	BK DX310
	3.8L	w/o ABS	D	CV4022	CVX4022	CV4508	BK DX405	BK DX310
	3.8L	w/o ABS	P	CV4021	CVX4021	CV4508	BK DX405	BK DX310
1993-86	3.0L	w/ ABS	D	CV4050	CVX4050	CV4506X	BK DX405	BK DX310
	3.0L	w/ ABS	P	CV4051	CVX4051	CV4506X	BK DX405	BK DX310
	3.0L	w/o ABS w/ Cap	D	CV4022	CVX4022	CV4506	BK DX405	BK DX310
	3.0L	w/o ABS w/ Cap	P	CV4021	CVX4021	CV4506	BK DX405	BK DX310
	3.0L	w/o ABS w/o Cap	D	CV4022	CVX4022	CV4506	BK DX405	BK DX406
	3.0L	w/o ABS w/o Cap	P	CV4021	CVX4021	CV4506	BK DX405	BK DX406
1986	2.5L	AT w/ Housing Cap	D	CV4023	CVX4023	CV4506	BK DX405	BK DX310

MERCURY (cont.)

Year Année Ano	Engine	Application Aplicacion	Side Coté Lado	Reman CV Shaft Cardan réusiné Cardanica resinada	CV Shaft w/New Outer Joint Cardan avec Joint Ext. Neuf	Reman Outer Joint & Boot Joint Ext. réusiné & Soufflet	Outer Boot Kit Ensemble Soufflet Extérieur Juegos de bota exterior	Inner Boot Kit Ensemble Soufflet Intérieur Juegos de bota Interior
MERCURY (Cont'd)								
SABLE (Cont'd)								
1986	2.5L	AT w/ Housing Cap	P	CV4024	CVX4024	CV4506	BK DX405	BK DX310
	2.5L	AT w/o Housing Cap	D	CV4023	CVX4023	CV4506	BK DX405	BK DX406
	2.5L	AT w/o Housing Cap	P	CV4024	CVX4024	CV4506	BK DX405	BK DX406
	2.5L	MT w/ Housing Cap	D	CV4025	CVX4025	CV4506	BK DX405	BK DX310
	2.5L	MT w/ Housing Cap	P	CV4026	CVX4026	CV4506	BK DX405	BK DX310
	2.5L	MT w/o Housing Cap	D	CV4025	CVX4025	CV4506	BK DX405	BK DX406
	2.5L	MT w/o Housing Cap	P	CV4026	CVX4026	CV4506	BK DX405	BK DX406
TOPAZ								
1994-92	2.3L	AT	D	CV4086		CV4528	BK DX544	BK DX404
	2.3L	AT	P	CV4084		CV4528	BK DX544	BK DX210
	2.3L	MT	D	CV4085		CV4528	BK DX544	BK DX210
	2.3L	MT	P	CV4084		CV4528	BK DX544	BK DX210
	3.0L	AT	D	CV4086		CV4529	BK DX245	BK DX310
	3.0L	AT	P	CV4084		CV4529	BK DX245	BK DX404
	3.0L	MT	D	CV4085		CV4529	BK DX245	BK DX310
	3.0L	MT	P	CV4084		CV4529	BK DX245	BK DX404
1991	2.3L	AT	D	CV4016		CV4527	BK DX209	BK DX404
	2.3L	AT	P	CV4014		CV4527	BK DX209	BK DX404
	2.3L	MT	D	CV4015		CV4527	BK DX209	BK DX404
	2.3L	MT	P	CV4014		CV4527	BK DX209	BK DX404
1990-87	2.3L	MT	D	CV4015		CV4505	BK DX209	BK DX404
	2.3L	MT	P	CV4014		CV4505	BK DX209	BK DX404
1990-84	2.3L	AT	D	CV4016		CV4505	BK DX209	BK DX404
	2.3L	AT	P	CV4014		CV4505	BK DX209	BK DX404
1986	2.3L	MT exc. Diesel	D	CV4015		CV4505	BK DX209	BK DX404
	2.3L	MT exc. Diesel	P	CV4014		CV4505	BK DX209	BK DX404
1986-85	2.0L	Diesel AT exc. 2.3L H.O.	D	CV4016		CV4505	BK DX209	BK DX404
	2.0L	Diesel AT exc. 2.3L H.O.	P	CV4014		CV4505	BK DX209	BK DX404
	2.3L	AT exc. 2.3L H.O.	D	CV4016		CV4505	BK DX209	BK DX404
	2.3L	AT exc. 2.3L H.O.	P	CV4014		CV4505	BK DX209	BK DX404
1986-84	2.0L	Diesel	D	CV4015		CV4505	BK DX209	BK DX404
	2.0L	Diesel	P	CV4014		CV4505	BK DX209	BK DX404
1985	2.3L	From 4/85 MT exc. Diesel	D	CV4015		CV4505	BK DX209	BK DX404
	2.3L	From 4/85 MT exc. Diesel	P	CV4014		CV4505	BK DX209	BK DX404
	2.3L	To 3/85 5 spd. exc. Diesel & 2.3L H.O.	D	CV4015		CV4504	BK DX405	BK DX310
	2.3L	To 3/85 5 spd. exc. Diesel & 2.3L H.O.	P	CV4014		CV4504	BK DX405	BK DX310
	2.3L	To 3/85 w/H.O.	D	CV4012		CV4504	BK DX405	BK DX310
	2.3L	To 3/85 w/H.O.	P	CV4017		CV4504	BK DX405	BK DX310
1984	2.0L	Diesel AT	D	CV4016		CV4505	BK DX209	BK DX404
	2.0L	Diesel AT	P	CV4014		CV4505	BK DX209	BK DX404
	2.0L	Diesel MT 4 spd.	D	CV4015		CV4505	BK DX209	BK DX404
	2.0L	Diesel MT 4 spd.	P	CV4014		CV4505	BK DX209	BK DX404
	2.0L	Diesel MT 5 spd.	D	CV4015		CV4504	BK DX405	BK DX310
	2.0L	Diesel MT 5 spd.	P	CV4014		CV4504	BK DX405	BK DX310
	2.3L	MT 4 spd.	D	CV4015		CV4505	BK DX209	BK DX404
	2.3L	MT 4 spd.	P	CV4014		CV4505	BK DX209	BK DX404
	2.3L	MT 5 spd.	D	CV4015		CV4504	BK DX405	BK DX310
	2.3L	MT 5 spd.	P	CV4014		CV4504	BK DX405	BK DX310
TRACER								
1999-97	2.0L	AT w/ ABS	D	CV4104		CV4518X	BK DX544	BK DX429

MERCURY (cont.)

Year Année Ano	Engine	Application Aplicacion	Side Coté Lado	Reman CV Shaft Cardan réusiné Cardanica resinada	CV Shaft w/New Outer Joint Cardan avec Joint Ext. Neuf	Reman Outer Joint & Boot Joint Ext. réusiné & Soufflet	Outer Boot Kit Ensemble Soufflet Extérieur Juegos de bota exterior	Inner Boot Kit Ensemble Soufflet Intérieur Juegos de bota Interior
MERCURY (Cont'd)								
TRACER (Cont'd)								
1999-97	2.0L	AT w/ ABS	P	CV4152		CV4518X	BK DX544	BK DX429
	2.0L	AT w/o ABS	D	CV4062		CV4518	BK DX544	BK DX429
	2.0L	AT w/o ABS	P	CV4063		CV4518	BK DX544	BK DX429
	2.0L	MT w/ ABS	D	CV4106		CV4518X	BK DX544	BK DX429
	2.0L	MT w/ ABS	P	CV4156		CV4518X	BK DX544	BK DX429
	2.0L	MT w/o ABS	D	CV4054		CV4518	BK DX544	BK DX429
	2.0L	MT w/o ABS	P	CV4154		CV4518	BK DX544	BK DX429
1996-94	1.8L	AT w/ ABS	D	CV4104		CV4518X	BK DX209	BK DX210
	1.8L	AT w/ ABS	P	CV4105	CVX4105	CV4518X	BK DX209	BK DX210
	1.8L	AT w/o ABS	D	CV4062	CVX4062	CV4518	BK DX209	BK DX210
	1.8L	AT w/o ABS	P	CV4055	CVX4055	CV4518	BK DX209	BK DX210
	1.8L	MT w/ ABS	D	CV4106	CVX4106	CV4518X	BK DX209	BK DX210
	1.8L	MT w/ ABS	P	CV4105	CVX4105	CV4518X	BK DX209	BK DX210
	1.8L	MT w/o ABS	D	CV4054	CVX4054	CV4518	BK DX209	BK DX210
1996-91	1.9L		D	CV4062	CVX4062	CV4518	BK DX209	BK DX210
	1.9L		P	CV4063	CVX4063	CV4518	BK DX209	BK DX210
1993-91	1.8L	AT	D	CV4062	CVX4062	CV4518	BK DX209	BK DX210
	1.8L	AT	P	CV4055	CVX4055	CV4518	BK DX209	BK DX210
	1.8L	MT	D	CV4054	CVX4054	CV4518	BK DX209	BK DX210
	1.8L	MT	P	CV4055	CVX4055	CV4518	BK DX209	BK DX210
1990-87	1.6L	AT	D	CV7615		CV7701	BK DX373	BK DX767
	1.6L	AT	P	CV7616		CV7701	BK DX373	BK DX767
	1.6L	MT	D	CV7615		CV7701	BK DX373	BK DX762
	1.6L	MT	P	CV7616		CV7701	BK DX373	BK DX762
VILLAGER								
2002-01	3.3L	w/ ABS	D	CV4189				
	3.3L	w/ ABS	P	CV4190				
	3.3L	w/o ABS	D	CV4187				
	3.3L	w/o ABS	P	CV4188				
2000-99	3.3L		D	CV4094	CVX4094	CV3129X	BK DX420	BK DX310B
	3.3L		P	CV4095	CVX4095	CV3129X	BK DX420	BK DX310B
1998-93	3.0L		D	CV4094	CVX4094	CV3129X	BK DX420	BK DX310B
	3.0L		P	CV4095	CVX4095	CV3129X	BK DX420	BK DX310B
MERKUR								
SCORPIO								
1989-88	2.9L	Rear	D	CV4092			BK DX714	BK DX714
	2.9L	Rear	P	CV4093			BK DX714	BK DX714
XR4TI								
1989-85	2.3L	Rear	D	CV4092			BK DX714	BK DX714
	2.3L	Rear	P	CV4093			BK DX714	BK DX714
MITSUBISHI								
3000GT								
1999-93	3.0L	AWD	D	CV2178		CV1730	BK DX198B	BK DX773
	3.0L	AWD	P	CV2179		CV1730	BK DX198B	BK DX773
	3.0L	FWD DOHC AT	D	CV2153		CV1730	BK DX198	BK DX773
	3.0L	FWD DOHC AT	P	CV2173		CV1730	BK DX198	BK DX773
	3.0L	FWD DOHC MT	D	CV2153		CV1730	BK DX198	BK DX773
	3.0L	FWD DOHC MT	P	CV2174		CV1730	BK DX198	BK DX773

MITSUBISHI (cont.)

Year Année Ano	Engine	Application Applicacion	Side Coté Lado	Reman CV Shaft Cardan réusiné Cardanica resinada	CV Shaft w/New Outer Joint Cardan avec Joint Ext. Neuf	Reman Outer Joint & Boot Joint Ext. réusiné & Soufflet	Outer Boot Kit Ensemble Soufflet Extérieur Juegos de bota exterior	Inner Boot Kit Ensemble Soufflet Intérieur Juegos de bota Interior
MITSUBISHI (Cont'd)								
3000GT (Cont'd)								
1999-93	3.0L	FWD SOHC AT w/ ABS	D	CV2201		CV1729X	BK DX198	BK DX772
	3.0L	FWD SOHC AT w/ ABS	P	CV2205		CV1729X	BK DX198	BK DX772
	3.0L	FWD SOHC AT w/o ABS	D	CV2150		CV1729	BK DX198	BK DX772
	3.0L	FWD SOHC AT w/o ABS	P	CV2176		CV1729	BK DX198	BK DX772
	3.0L	FWD SOHC MT w/ ABS	D	CV2201		CV1729X	BK DX198	BK DX772
	3.0L	FWD SOHC MT w/ ABS	P	CV2206		CV1729X	BK DX198	BK DX772
	3.0L	FWD SOHC MT w/o ABS	D	CV2150		CV1729	BK DX198	BK DX772
	3.0L	FWD SOHC MT w/o ABS	P	CV2177		CV1729	BK DX198	BK DX772
1992-91	3.0L	AWD	D	CV2156		CV1725X	BK DX196	BK DX773
	3.0L	AWD	P	CV2157		CV1725X	BK DX196	BK DX773
	3.0L	FWD DOHC AT	D	CV2153		CV1726	BK DX196	BK DX773
	3.0L	FWD DOHC AT	P	CV2154		CV1726	BK DX196	BK DX773
	3.0L	FWD DOHC MT	D	CV2153		CV1726	BK DX196	BK DX773
	3.0L	FWD DOHC MT	P	CV2155		CV1726	BK DX196	BK DX773
	3.0L	FWD SOHC AT w/ ABS	D	CV2201		CV1725X	BK DX368	BK DX772
	3.0L	FWD SOHC AT w/ ABS	P	CV2202		CV1725X	BK DX368	BK DX772
	3.0L	FWD SOHC AT w/o ABS	D	CV2150		CV1725	BK DX368	BK DX772
	3.0L	FWD SOHC AT w/o ABS	P	CV2151		CV1725	BK DX368	BK DX772
	3.0L	FWD SOHC MT w/ ABS	D	CV2201		CV1725X	BK DX368	BK DX772
	3.0L	FWD SOHC MT w/ ABS	P	CV2203		CV1725X	BK DX368	BK DX772
	3.0L	FWD SOHC MT w/o ABS	D	CV2150		CV1725	BK DX368	BK DX772
	3.0L	FWD SOHC MT w/o ABS	P	CV2152		CV1725	BK DX368	BK DX772
CORDIA								
1988-84	1.8L	Turbo	D	CV2082		CV1701	BK DX217	BK DX218
	1.8L	Turbo	P	CV9706		CV1702	BK DX304	BK DX764
	2.0L	w/o Turbo	D	CV2082		CV1701	BK DX217	BK DX218
	2.0L	w/o Turbo	P	CV2083		CV1701	BK DX217	BK DX218
1983	1.8L		D	CV1601		CV2510	BK DX373	BK DX215
	1.8L		P	CV1602		CV2510	BK DX373	BK DX215
DIAMANTE								
2002-97	3.5L	w/ ABS	D	CV1655			BK DX199	BK DX306
	3.5L	w/ ABS	P	CV1656			BK DX199	BK DX306
	3.5L	w/o ABS	D	CV1653			BK DX199	BK DX306
	3.5L	w/o ABS	P	CV1654			BK DX199	BK DX306
1996-93	3.0L	Sedan	D	CV1613		CV1726	BK DX196	BK DX306
	3.0L	Sedan	P	CV1638		CV1726	BK DX196	BK DX306
	3.0L	Wagon	D	CV1639			BK DX196	BK DX306
	3.0L	Wagon	P	CV1640			BK DX196	BK DX306
1992	3.0L		D	CV1613		CV1726	BK DX196	BK DX306
	3.0L		P	CV1614		CV1726	BK DX196	BK DX306
ECLIPSE								
2001-00	2.4L	AT w/ ABS	D	CV2287				
	2.4L	AT w/ ABS	P	CV2288				
	2.4L	AT w/o ABS	D	CV2285				
	2.4L	AT w/o ABS	P	CV2286				
	2.4L	MT w/ ABS	D	CV2291				
	2.4L	MT w/ ABS	P	CV2292				
	2.4L	MT w/o ABS	D	CV2289				
	2.4L	MT w/o ABS	P	CV2290				
	3.0L	w/ ABS	D	CV2295				

MITSUBISHI (cont.)

Year Année Ano	Engine	Application Aplicacion	Side Coté Lado	Reman CV Shaft Cardan réusiné Cardanica resinada	CV Shaft w/New Outer Joint Cardan avec Joint Ext. Neuf	Reman Outer Joint & Boot Joint Ext. réusiné & Soufflet	Outer Boot Kit Ensemble Soufflet Extérieur Juegos de bota exterior	Inner Boot Kit Ensemble Soufflet Intérieur Juegos de bota Interior
MITSUBISHI (Cont'd)								
ECLIPSE (Cont'd)								
2001-00	3.0L	w/ ABS	P	CV2296				
	3.0L	w/o ABS	D	CV2293				
	3.0L	w/o ABS	P	CV2294				
1999-96	2.4L	FWD w/ ABS	D	CV1643		CV1722X	BK DX190	BK DX772
	2.4L	FWD w/ ABS	P	CV1644		CV1722X	BK DX190	BK DX772
	2.4L	FWD w/o ABS	D	CV1641		CV1722	BK DX190	BK DX772
	2.4L	FWD w/o ABS	P	CV1642		CV1722	BK DX190	BK DX772
1999-95	2.0L	AWD AT w/ ABS	D	CV2196		CV1732X	BK DX188	BK DX762
	2.0L	AWD AT w/ ABS	P	CV2197		CV1732X	BK DX188	BK DX762
	2.0L	AWD AT w/o ABS	D	CV2193		CV1732	BK DX188	BK DX762
	2.0L	AWD AT w/o ABS	P	CV2194		CV1732	BK DX188	BK DX762
	2.0L	AWD MT w/ ABS	D	CV2196		CV1732X	BK DX188	BK DX762
	2.0L	AWD MT w/ ABS	P	CV2198		CV1732X	BK DX188	BK DX762
	2.0L	AWD MT w/o ABS	D	CV2193		CV1732	BK DX188	BK DX762
	2.0L	AWD MT w/o ABS	P	CV2195		CV1732	BK DX188	BK DX762
	2.0L	FWD AT w/o Turbo w/ ABS	D	CV2215		CV1733X	BK DX191	BK DX768
	2.0L	FWD AT w/o Turbo w/ ABS	P	CV2210		CV1733X	BK DX191	BK DX768
	2.0L	FWD AT w/o Turbo w/o ABS	D	CV2213		CV1733	BK DX191	BK DX768
	2.0L	FWD AT w/o Turbo w/o ABS	P	CV2208		CV1733	BK DX191	BK DX768
	2.0L	FWD AT w/Turbo w/ ABS	D	CV2189		CV1722X	BK DX190	BK DX772
	2.0L	FWD AT w/Turbo w/ ABS	P	CV2190		CV1722X	BK DX190	BK DX772
	2.0L	FWD AT w/Turbo w/o ABS	D	CV2185		CV1722	BK DX190	BK DX772
	2.0L	FWD AT w/Turbo w/o ABS	P	CV2186		CV1722	BK DX190	BK DX772
	2.0L	FWD MT w/o Turbo w/ ABS	D	CV2215		CV1722X	BK DX190	BK DX772
	2.0L	FWD MT w/o Turbo w/ ABS	P	CV2210		CV1733X	BK DX191	BK DX768
	2.0L	FWD MT w/o Turbo w/o ABS	D	CV2213		CV1722	BK DX190	BK DX772
	2.0L	FWD MT w/o Turbo w/o ABS	P	CV2208		CV1733	BK DX191	BK DX768
	2.0L	FWD MT w/Turbo w/ ABS	D	CV2191		CV1722X	BK DX190	BK DX772
	2.0L	FWD MT w/Turbo w/ ABS	P	CV2192		CV1722X	BK DX190	BK DX772
	2.0L	FWD MT w/Turbo w/o ABS	D	CV2187		CV1722	BK DX190	BK DX772
	2.0L	FWD MT w/Turbo w/o ABS	P	CV2188		CV1722	BK DX190	BK DX772
1998-96	2.4L	AWD AT w/ ABS	D	CV2196		CV1732X	BK DX188	BK DX762
	2.4L	AWD AT w/ ABS	P	CV2197		CV1732X	BK DX188	BK DX762
	2.4L	AWD AT w/o ABS	D	CV2193		CV1732	BK DX188	BK DX762
	2.4L	AWD AT w/o ABS	P	CV2194		CV1732	BK DX188	BK DX762
	2.4L	AWD MT w/ ABS	D	CV2196		CV1732X	BK DX188	BK DX762
	2.4L	AWD MT w/ ABS	P	CV2198		CV1732X	BK DX188	BK DX762
	2.4L	AWD MT w/o ABS	D	CV2193		CV1732	BK DX188	BK DX762
	2.4L	AWD MT w/o ABS	P	CV2195		CV1732	BK DX188	BK DX762
1994-93	2.0L	FWD AT w/ Turbo	D	CV2264		CV2519	BK DX308	BK DX772
	2.0L	FWD AT w/ Turbo	P	CV2263		CV2519	BK DX308	BK DX772
	2.0L	FWD MT w/ Turbo	D	CV2200		CV2519	BK DX308	BK DX772
	2.0L	FWD MT w/ Turbo	P	CV2199		CV2519	BK DX308	BK DX772
	2.0L	FWD w/o Turbo	D	CV2093	CVX2094	CV2519	BK DX308	BK DX772
	2.0L	FWD w/o Turbo	P	CV2094	CVX2093	CV2519	BK DX308	BK DX772
1994-90	1.8L, 2.0L	AWD	D	CV2109	CVX2109	CV2522	BK DX307	BK DX768
	1.8L, 2.0L	AWD	P	CV2094	CVX2094	CV2522	BK DX307	BK DX768
1992-90	1.8L, 2.0L	FWD	D	CV2093	CVX2093	CV2519	BK DX308	BK DX772
	1.8L, 2.0L	FWD	P	CV2094	CVX2094	CV2519	BK DX308	BK DX772

MITSUBISHI (cont.)

Year Année Ano	Engine	Application Aplicacion	Side Coté Lado	Reman CV Shaft Cardan réusiné Cardanica resinada	CV Shaft w/New Outer Joint Cardan avec Joint Ext. Neuf	Reman Outer Joint & Boot Joint Ext. réusiné & Soufflet	Outer Boot Kit Ensemble Soufflet Extérieur Juegos de bota exterior	Inner Boot Kit Ensemble Soufflet Intérieur Juegos de bota Interior
MITSUBISHI (Cont'd)								
EXPO								
1995-92	2.4L	AWD	D	CV2143		CV1724	BK DX188	BK DX195
	2.4L	AWD	P	CV2144		CV1724	BK DX188	BK DX195
	2.4L	FWD AT	D	CV2135		CV1722	BK DX190	BK DX772
	2.4L	FWD AT	P	CV2136		CV1722	BK DX190	BK DX772
	2.4L	FWD MT	D	CV2137		CV1731	BK DX190AB	BK DX772
	2.4L	FWD MT	P	CV2138		CV1731	BK DX190AB	BK DX772
1993	1.8L	AWD	D	CV2141		CV1723	BK DX188	BK DX762
	1.8L	AWD	P	CV2142		CV1723	BK DX188	BK DX762
	1.8L	FWD	D	CV2133		CV1721	BK DX188	BK DX218
	1.8L	FWD	P	CV2134		CV1721	BK DX188	BK DX218
EXPO LRV								
1994-93	2.4L	AWD	D	CV2143		CV1724	BK DX195	BK DX195
	2.4L	AWD	P	CV2144		CV1724	BK DX195	BK DX195
	2.4L	FWD AT	D	CV2135		CV1722	BK DX190	BK DX772
	2.4L	FWD AT	P	CV2136		CV1722	BK DX190	BK DX772
	2.4L	FWD MT	D	CV2137		CV1731	BK DX190AB	BK DX772
	2.4L	FWD MT	P	CV2138		CV1731	BK DX190AB	BK DX772
1994-92	1.8L	AWD	D	CV2141		CV1723	BK DX188	BK DX762
	1.8L	AWD	P	CV2142		CV1723	BK DX188	BK DX762
	1.8L	FWD	D	CV2133		CV1721	BK DX188	BK DX218
	1.8L	FWD	P	CV2134		CV1721	BK DX188	BK DX218
GALANT								
2002-99	2.4L	AT w/ ABS	D	CV2287				
	2.4L	AT w/ ABS	P	CV2288				
	2.4L	AT w/o ABS	D	CV2285				
	2.4L	AT w/o ABS	P	CV2286				
	3.0L	w/ ABS	D	CV2295				
	3.0L	w/ ABS	P	CV2296				
	3.0L	w/o ABS	D	CV2293				
	3.0L	w/o ABS	P	CV2294				
1998-94	2.4L	SOHC w/ ABS	D	CV1643		CV1722X	BK DX190	BK DX772
	2.4L	SOHC w/ ABS	P	CV1644		CV1722X	BK DX190	BK DX772
	2.4L	SOHC w/o ABS	D	CV1641		CV1722	BK DX190	BK DX772
	2.4L	SOHC w/o ABS	P	CV1642		CV1722	BK DX190	BK DX772
1994	2.4L	DOHC w/ ABS	D	CV1647		CV1722X	BK DX190	BK DX772
	2.4L	DOHC w/ ABS	P	CV1648		CV1722X	BK DX190	BK DX772
	2.4L	DOHC w/o ABS	D	CV1645		CV1722	BK DX190	BK DX772
	2.4L	DOHC w/o ABS	P	CV1646		CV1722	BK DX190	BK DX772
1993-89	2.0L	AWD	D	CV2109	CVX2109	CV2522	BK DX307	BK DX768
	2.0L	AWD	P	CV2094	CVX2094	CV2522	BK DX307	BK DX768
	2.0L	FWD DOHC	D	CV2093	CVX2093	CV2519	BK DX308	BK DX772
	2.0L	FWD DOHC	P	CV2094	CVX2094	CV2519	BK DX308	BK DX772
	2.0L	FWD SOHC	D	CV2093	CVX2093	CV1710	BK DX307	BK DX623
	2.0L	FWD SOHC	P	CV2094	CVX2094	CV1710	BK DX307	BK DX623
1987-85	2.4L		D	CV1611		CV1709	BK DX308	BK DX766
	2.4L		P	CV1612		CV1709	BK DX308	BK DX766
MIGHTY MAX								
1996-92	2.4L	AT	D	CV1649			BK DX304	BK DX764
	2.4L	AT	P	CV1650			BK DX304	BK DX764
	2.4L	MT	D	CV1651			BK DX304	BK DX764
	2.4L	MT	P	CV1652			BK DX304	BK DX764

MITSUBISHI (cont.)

Year Année Ano	Engine	Application Applicacion	Side Coté Lado	Reman CV Shaft Cardan réusiné Cardanica resinada	CV Shaft w/New Outer Joint Cardan avec Joint Ext. Neuf	Reman Outer Joint & Boot Joint Ext. réusiné & Soufflet	Outer Boot Kit Ensemble Soufflet Extérieur Juegos de bota exterior	Inner Boot Kit Ensemble Soufflet Intérieur Juegos de bota Interior
MITSUBISHI (Cont'd)								
MIGHTY MAX								
1994-92	3.0L	AT	D	CV1649			BK DX304	BK DX764
	3.0L	AT	P	CV1650			BK DX304	BK DX764
	3.0L	MT	D	CV1651			BK DX304	BK DX764
	3.0L	MT	P	CV1652			BK DX304	BK DX764
1991-90	3.0L	AT	D	CV1617		CV1706	BK DX304	BK DX764
	3.0L	AT	P	CV1618		CV1706	BK DX304	BK DX764
	3.0L	MT	D	CV1615		CV1705	BK DX368A	BK DX764
	3.0L	MT	P	CV1616		CV1705	BK DX368A	BK DX764
1989-87	2.6L		D	CV1617		CV1706	BK DX304	BK DX764
	2.6L		P	CV1618		CV1706	BK DX304	BK DX764
1986-83	2.0L		D	CV1619		CV1703	BK DX368A	BK DX764
	2.0L		P	CV1620		CV1703	BK DX368A	BK DX764
	2.6L		D	CV1619		CV1703	BK DX368A	BK DX764
	2.6L		P	CV1620		CV1703	BK DX368A	BK DX764
1985-83	2.3L		D	CV1619		CV1703	BK DX368A	BK DX764
	2.3L		P	CV1620		CV1703	BK DX368A	BK DX764
MIRAGE								
2002-97	1.5L		D	CV1657			BK DX544AB	BK DX766
	1.5L		P	CV1658			BK DX544AB	BK DX766
	1.8L	2 Door w/ ABS	D	CV1661			BK DX544AB	BK DX766
	1.8L	2 Door w/ ABS	P	CV1662			BK DX544AB	BK DX766
	1.8L	2 Door w/o ABS	D	CV1659			BK DX544AB	BK DX766
	1.8L	2 Door w/o ABS	P	CV1660			BK DX544AB	BK DX766
	1.8L	4 Door w/ ABS	D	CV1664			BK DX544AB	BK DX766
	1.8L	4 Door w/ ABS	P	CV1662			BK DX544AB	BK DX766
	1.8L	4 Door w/o ABS	D	CV1663			BK DX544AB	BK DX766
	1.8L	4 Door w/o ABS	P	CV1660			BK DX544AB	BK DX766
1996-93	1.5L		D	CV2127		CV2529	BK DX544AB	BK DX762
	1.5L		P	CV2128		CV2529	BK DX544AB	BK DX762
	1.8L	w/ ABS	D	CV2131		CV2530X	BK DX365	BK DX762
	1.8L	w/ ABS	P	CV2132		CV2530X	BK DX365	BK DX762
	1.8L	w/o ABS	D	CV2129		CV2530	BK DX365	BK DX762
	1.8L	w/o ABS	P	CV2130		CV2530	BK DX365	BK DX762
1992-91	1.6L	AT	D	CV2097		CV1711	BK DX307	BK DX768
	1.6L	AT	P	CV2098		CV1711	BK DX307	BK DX768
	1.6L	MT	D	CV2118		CV2515	BK DX217	BK DX218
	1.6L	MT	P	CV2119		CV2515	BK DX217	BK DX218
1992-89	1.5L		D	CV2089		CV2512	BK DX373A	BK DX762
	1.5L		P	CV2090		CV2512	BK DX373A	BK DX762
1989	1.6L	Turbo	D	CV2091		CV1709	BK DX308	BK DX772
	1.6L	Turbo	P	CV2092		CV1709	BK DX308	BK DX766
1988-87	1.5L	w/o Turbo	D	CV2075		CV2512	BK DX373A	BK DX762
	1.5L	w/o Turbo	P	CV2076		CV2512	BK DX373A	BK DX762
	1.6L	Turbo	D	CV2077		CV2515	BK DX217	BK DX768
	1.6L	Turbo	P	CV2083		CV2515	BK DX217	BK DX768
1986	1.6L	MT Turbo	D	CV2051		CV2515	BK DX217	BK DX218
	1.6L	MT Turbo	P	CV2079		CV2515	BK DX217	BK DX218
1986-85	1.5L	AT w/o Turbo	D	CV2045		CV2512	BK DX373A	BK DX762
	1.5L	AT w/o Turbo	P	CV2046		CV2512	BK DX373A	BK DX762
	1.5L	MT 4 spd. w/o Turbo	D	CV2049		CV2512	BK DX373A	BK DX762
	1.5L	MT 4 spd. w/o Turbo	P	CV2050		CV2512	BK DX373A	BK DX762

mitsubishi (cont.)

Year Année Ano	Engine	Application Aplicacion	Side Coté Lado	Reman CV Shaft Cardan réusiné Cardanica resinada	CV Shaft w/New Outer Joint Cardan avec Joint Ext. Neuf	Reman Outer Joint & Boot Joint Ext. réusiné & Soufflet	Outer Boot Kit Ensemble Soufflet Extérieur Juegos de bota exterior	Inner Boot Kit Ensemble Soufflet Intérieur Juegos de bota Interior
MITSUBISHI (Cont'd)								
MIRAGE (Cont'd)								
1986-85	1.5L	MT 5 spd. w/o Turbo	D	CV2045		CV2512	BK DX373A	BK DX762
	1.5L	MT 5 spd. w/o Turbo	P	CV2046		CV2512	BK DX373A	BK DX762
	1.6L	AT Turbo	D	CV2047		CV2515	BK DX217	BK DX218
	1.6L	AT Turbo	P	CV2048		CV2515	BK DX217	BK DX218
1985	1.6L	From 9/85 MT w/Turbo	D	CV2051		CV2515	BK DX217	BK DX218
	1.6L	From 9/85 MT w/Turbo	P	CV2079		CV2515	BK DX217	BK DX218
	1.6L	To 8/85 MT w/Turbo	D	CV2051		CV2515	BK DX217	BK DX218
	1.6L	To 8/85 MT w/Turbo	P	CV2052		CV2515	BK DX217	BK DX218
MONTERO								
2002-01	3.5L	exc. Sport	D	CV1697				
	3.5L	exc. Sport	P	CV1698				
2000-99	3.5L	exc. Sport	D	CV1695			BK DX633	BK DX306
	3.5L	exc. Sport	P	CV1696			BK DX633	BK DX306
1998-97	3.5L	exc. Sport	D	CV1665			BK DX633	BK DX306
	3.5L	exc. Sport	P	CV1666			BK DX633	BK DX306
1996-94	3.5L		D	CV1665			BK DX633	BK DX306
	3.5L		P	CV1666			BK DX633	BK DX306
1996-92	3.0L	AT	D	CV1649			BK DX149	BK DX764
	3.0L	AT	P	CV1650			BK DX149	BK DX764
	3.0L	MT	D	CV1651			BK DX149	BK DX764
	3.0L	MT	P	CV1652			BK DX149	BK DX764
1991-89	3.0L	AT	D	CV1617		CV1706	BK DX304	BK DX764
	3.0L	AT	P	CV1618		CV1706	BK DX304	BK DX764
	3.0L	MT	D	CV1615		CV1705	BK DX368A	BK DX764
	3.0L	MT	P	CV1616		CV1705	BK DX368A	BK DX764
1989-87	2.6L		D	CV1617		CV1706	BK DX304	BK DX764
	2.6L		P	CV1618		CV1706	BK DX304	BK DX764
1986-83	2.6L		D	CV1619		CV1703	BK DX368A	BK DX764
	2.6L		P	CV1620		CV1703	BK DX368A	BK DX764
MONTERO SPORT								
2002-99	3.5L	Sport	D	CV1693			BK DX148	BK DX306
	3.5L	Sport	P	CV1694			BK DX148	BK DX306
2002-97	3.0L	Sport	D	CV1691			BK DX148	BK DX306
	3.0L	Sport	P	CV1692			BK DX148	BK DX306
1999-97	2.4L	Sport	D	CV1691			BK DX148	BK DX306
	2.4L	Sport	P	CV1692			BK DX148	BK DX306
PRECIS								
1993-90	1.5L		D	CV9709		CV2510	BK DX373	BK DX762
	1.5L		P	CV9710		CV2510	BK DX373	BK DX762
1989-87	1.5L		D	CV9701		CV2510	BK DX373	BK DX215
	1.5L		P	CV9702		CV2510	BK DX373	BK DX215
SIGMA								
1990-89	3.0L		D	CV1635		CV1716	BK DX368	BK DX306
	3.0L		P	CV1636		CV1716	BK DX368	BK DX306
1988	3.0L		D	CV1633		CV1715	BK DX368	BK DX306
	3.0L		P	CV1634		CV1715	BK DX368	BK DX306
TREDIA								
1988-84	1.8L	Turbo	D	CV2082		CV1701	BK DX217	BK DX218
	1.8L	Turbo	P	CV9706		CV1702	BK DX304	BK DX764

MITSUBISHI (cont.)

Year Année Ano	Engine	Application Aplicacion	Side Coté Lado	Reman CV Shaft Cardan réusiné Cardanica resinada	CV Shaft w/New Outer Joint Cardan avec Joint Ext. Neuf	Reman Outer Joint & Boot Joint Ext. réusiné & Soufflet	Outer Boot Kit Ensemble Soufflet Extérieur Juegos de bota exterior	Inner Boot Kit Ensemble Soufflet Intérieur Juegos de bota Interior
MITSUBISHI (Cont'd)								
TREDIA (Cont'd)								
1988-84	2.0L	w/o Turbo	D	CV2082		CV1701	BK DX217	BK DX218
	2.0L	w/o Turbo	P	CV2083		CV1701	BK DX217	BK DX218
1983	1.8L		D	CV1601		CV2510	BK DX373	BK DX215
	1.8L		P	CV1602		CV2510	BK DX373	BK DX215
NISSAN								
200SX								
1988-95	1.6L	AT w/ ABS	D	CV3374	CVX3374	CV3123X	BK DX212	BK DX316
	1.6L	AT w/ ABS	P	CV3375	CVX3375	CV3123X	BK DX212	BK DX316
	1.6L	AT w/o ABS	D	CV3372	CVX3372	CV3123	BK DX212	BK DX316
	1.6L	AT w/o ABS	P	CV3373	CVX3373	CV3123	BK DX212	BK DX316
	1.6L	MT w/ ABS	D	CV3378	CVX3378	CV3138X	BK DX212	BK DX312
	1.6L	MT w/ ABS	P	CV3379	CVX3379	CV3138X	BK DX212	BK DX312
	1.6L	MT w/o ABS	D	CV3376	CVX3376	CV3138	BK DX212	BK DX312
	1.6L	MT w/o ABS	P	CV3377	CVX3377	CV3138	BK DX212	BK DX312
	2.0L	AT w/ ABS	D	CV3349			BK DX308	BK DX772
	2.0L	AT w/ ABS	P	CV3350			BK DX308	BK DX385
	2.0L	AT w/o ABS	D	CV3347			BK DX308	BK DX772
	2.0L	AT w/o ABS	P	CV3348			BK DX308	BK DX385
	2.0L	MT w/ ABS	D	CV3396			BK DX308	BK DX772
	2.0L	MT w/ ABS	P	CV3397			BK DX308	BK DX385
	2.0L	MT w/o ABS	D	CV3394			BK DX308	BK DX772
2.0L	MT w/o ABS	P	CV3395			BK DX308	BK DX385	
240SX								
1988-95	2.4L		D	CV3084			BK DX322	BK DX322
	2.4L		P	CV3381			BK DX322	BK DX322
1994-89	2.4L		D	CV3084			BK DX322	BK DX322
	2.4L		P	CV3085			BK DX322	BK DX322
300ZX								
1996-90	3.0L	Turbo	D	CV3088		CV3131	BK DX338	BK DX336
	3.0L	Turbo	P	CV3089		CV3131	BK DX338	BK DX336
	3.0L	w/o Turbo	D	CV3086			BK DX339	BK DX306
	3.0L	w/o Turbo	P	CV3087			BK DX339	BK DX306
1989-84	3.0L	Turbo	D	CV3043		CV3117	BK DX306	BK DX344
	3.0L	Turbo	P	CV3044		CV3117	BK DX306	BK DX344
	3.0L	w/o Turbo	D	CV3090			BK DX322	BK DX323
	3.0L	w/o Turbo	P	CV3091			BK DX322	BK DX323
310								
1982	1.5L		D	CV3021		CV3108	BK DX216	BK DX215
	1.5L		P	CV3022		CV3108	BK DX216	BK DX215
1981	1.5L	From 8/81	D	CV3021		CV3108	BK DX216	BK DX215
	1.5L	From 8/81	P	CV3022		CV3108	BK DX216	BK DX215
	1.5L	To 8/81	D	CV3023		CV3108	BK DX216	BK DX215
	1.5L	To 8/81	P	CV3023		CV3108	BK DX216	BK DX215
1980-79	1.4L		D	CV3023		CV3108	BK DX216	BK DX215
	1.4L		P	CV3023		CV3108	BK DX216	BK DX215
720 PICKUP								
1986	3.0L		D	CV3053		CV3115	BK DX368A	BK DX330
	3.0L		P	CV3054		CV3115	BK DX368A	BK DX330
1986-84	2.4L, 2.5L		D	CV3053		CV3115	BK DX368A	BK DX330

NISSAN (cont.)

Year Année Ano	Engine	Application Aplicacion	Side Coté Lado	Reman CV Shaft Cardan réusiné Cardanica resinada	CV Shaft w/New Outer Joint Cardan avec Joint Ext. Neuf	Reman Outer Joint & Boot Joint Ext. réusiné & Soufflet	Outer Boot Kit Ensemble Soufflet Extérieur Juegos de bota exterior	Inner Boot Kit Ensemble Soufflet Intérieur Juegos de bota Interior
NISSAN (Cont'd)								
720 PICKUP (Cont'd)								
1986-84	2.4L, 2.5L		P	CV3054		CV3115	BK DX368A	BK DX330
1985-84	2.0L		D	CV3053		CV3115	BK DX368A	BK DX330
	2.0L		P	CV3054		CV3115	BK DX368A	BK DX330
1983	2.0L, 2.2L, 2.4L, 2.5L	From 6/83	D	CV3053		CV3115	BK DX368A	BK DX330
	2.0L, 2.2L, 2.4L, 2.5L	From 6/83	P	CV3054		CV3115	BK DX368A	BK DX330
	2.0L, 2.2L, 2.4L, 2.5L	To 5/83	D	CV3051			BK DX332	BK DX330
	2.0L, 2.2L, 2.4L, 2.5L	To 5/83	P	CV3052			BK DX332	BK DX330
1982-81	2.2L		D	CV3051			BK DX332	BK DX330
	2.2L		P	CV3052			BK DX332	BK DX330
1980	2.0L		D	CV3051			BK DX332	BK DX330
	2.0L		P	CV3052			BK DX332	BK DX330
ALTIMA								
2002	2.5L	AT w/ ABS	D	CV3420				
	2.5L	AT w/ ABS	P	CV3421				
	2.5L	AT w/o ABS	D	CV3418				
	2.5L	AT w/o ABS	P	CV3419				
	2.5L	MT w/ ABS	D	CV3424				
	2.5L	MT w/ ABS	P	CV3425				
	2.5L	MT w/o ABS	D	CV3422				
	2.5L	MT w/o ABS	P	CV3423				
	3.5L	AT w/ ABS	D	CV3428				
	3.5L	AT w/ ABS	P	CV3429				
	3.5L	AT w/o ABS	D	CV3426				
	3.5L	AT w/o ABS	P	CV3427				
	3.5L	MT w/ ABS	D	CV3432				
	3.5L	MT w/ ABS	P	CV3433				
	3.5L	MT w/o ABS	D	CV3430				
3.5L	MT w/o ABS	P	CV3431					
2001-00	2.4L	AT w/ ABS	D	CV3386			BK DX368	
	2.4L	AT w/ ABS	P	CV3387			BK DX368	
	2.4L	AT w/o ABS	D	CV3384			BK DX368	
	2.4L	AT w/o ABS	P	CV3385			BK DX368	
	2.4L	MT w/ ABS	D	CV3390			BK DX368	
	2.4L	MT w/ ABS	P	CV3391			BK DX368	
	2.4L	MT w/o ABS	D	CV3388			BK DX368	
	2.4L	MT w/o ABS	P	CV3389			BK DX368	
1999-98	2.4L	AT w/ ABS	D	CV3386			BK DX368	BK DX388
	2.4L	AT w/ ABS	P	CV3387			BK DX368	BK DX388
	2.4L	AT w/o ABS	D	CV3384			BK DX368	BK DX388
	2.4L	AT w/o ABS	P	CV3385			BK DX368	BK DX388
	2.4L	MT w/ ABS	D	CV3390			BK DX368	BK DX388
	2.4L	MT w/ ABS	P	CV3391			BK DX368	BK DX388
	2.4L	MT w/o ABS	D	CV3388			BK DX368	BK DX388
	2.4L	MT w/o ABS	P	CV3389			BK DX368	BK DX388
1997-95	2.4L	Locking Differential MT w/ ABS	D	CV3332		CV3134X	BK DX368	BK DX388
	2.4L	Locking Differential MT w/ ABS	P	CV3328		CV3134X	BK DX368	BK DX388
	2.4L	Locking Differential MT w/o ABS	D	CV3331		CV3134	BK DX368	BK DX388

NISSAN (cont.)

Year Année Ano	Engine	Application Applicacion	Side Coté Lado	Reman CV Shaft Cardan réusiné Cardanica resinada	CV Shaft w/New Outer Joint Cardan avec Joint Ext. Neuf	Reman Outer Joint & Boot Joint Ext. réusiné & Soufflet	Outer Boot Kit Ensemble Soufflet Extérieur Juegos de bota exterior	Inner Boot Kit Ensemble Soufflet Intérieur Juegos de bota Interior
NISSAN (Cont'd)								
ALTIMA (Cont'd)								
1997-95	2.4L	Locking Differential MT w/o ABS	P	CV3326		CV3134	BK DX368	BK DX388
1997-94	2.4L	Locking Differential AT w/ ABS	D	CV3330		CV3134X	BK DX368	BK DX388
	2.4L	Locking Differential AT w/ ABS	P	CV3324		CV3134X	BK DX368	BK DX388
	2.4L	Locking Differential AT w/o ABS	D	CV3329		CV3134	BK DX368	BK DX388
	2.4L	Locking Differential AT w/o ABS	P	CV3083		CV3134	BK DX368	BK DX388
	2.4L	Non-Locking Differential AT w/ ABS	D	CV3323		CV3134X	BK DX368	BK DX388
	2.4L	Non-Locking Differential AT w/ ABS	P	CV3324		CV3134X	BK DX368	BK DX388
	2.4L	Non-Locking Differential AT w/o ABS	D	CV3082		CV3134	BK DX368	BK DX388
	2.4L	Non-Locking Differential AT w/o ABS	P	CV3083		CV3134	BK DX368	BK DX388
	2.4L	Non-Locking Differential MT w/ ABS	D	CV3327		CV3134X	BK DX368	BK DX388
	2.4L	Non-Locking Differential MT w/ ABS	P	CV3328		CV3134X	BK DX368	BK DX388
	2.4L	Non-Locking Differential MT w/o ABS	D	CV3325		CV3134	BK DX368	BK DX388
	2.4L	Non-Locking Differential MT w/o ABS	P	CV3326		CV3134	BK DX368	BK DX388
1994	2.4L	Locking Differential MT w/ ABS	D	CV3332		CV3134X	BK DX368	BK DX388
	2.4L	Locking Differential MT w/ ABS	P	CV3399		CV3134X	BK DX368	BK DX388
	2.4L	Locking Differential MT w/o ABS	D	CV3331		CV3134	BK DX368	BK DX388
	2.4L	Locking Differential MT w/o ABS	P	CV3398		CV3134	BK DX368	BK DX388
1993	2.4L	Locking Differential AT w/ ABS	D	CV3330		CV3121X	BK DX368A	BK DX388
	2.4L	Locking Differential AT w/ ABS	P	CV3324		CV3121X	BK DX368A	BK DX388
	2.4L	Locking Differential AT w/o ABS	D	CV3329		CV3121	BK DX368A	BK DX388
	2.4L	Locking Differential AT w/o ABS	P	CV3083		CV3121	BK DX368A	BK DX388
	2.4L	Locking Differential MT w/ ABS	D	CV3332		CV3121X	BK DX368A	BK DX388
	2.4L	Locking Differential MT w/ ABS	P	CV3399		CV3121X	BK DX368A	BK DX388
	2.4L	Locking Differential MT w/o ABS	D	CV3331		CV3121	BK DX368A	BK DX388
	2.4L	Locking Differential MT w/o ABS	P	CV3398		CV3121	BK DX368A	BK DX388
	2.4L	Non-Locking Differential AT w/ ABS	D	CV3323		CV3121X	BK DX368A	BK DX388
	2.4L	Non-Locking Differential AT w/ ABS	P	CV3324		CV3121X	BK DX368A	BK DX388
	2.4L	Non-Locking Differential AT w/o ABS	D	CV3082		CV3121	BK DX368A	BK DX388
	2.4L	Non-Locking Differential AT w/o ABS	P	CV3083		CV3121	BK DX368A	BK DX388
	2.4L	Non-Locking Differential MT w/ ABS	D	CV3327		CV3121X	BK DX368A	BK DX388
	2.4L	Non-Locking Differential MT w/ ABS	P	CV3328		CV3121X	BK DX368A	BK DX388
	2.4L	Non-Locking Differential MT w/o ABS	D	CV3325		CV3121	BK DX368A	BK DX388
	2.4L	Non-Locking Differential MT w/o ABS	P	CV3326		CV3121	BK DX368A	BK DX388
AXXESS								
1995-90	2.4L	2WD	D	CV3062	CVX3062	CV3112B	BK DX304	BK DX764
	2.4L	2WD	P	CV3063	CVX3063	CV3112B	BK DX304	BK DX764
	2.4L	4WD Front Shafts	D	CV3064	CVX3064	CV3122	BK DX212	BK DX310
	2.4L	4WD Front Shafts	P	CV3065	CVX3065	CV3122	BK DX212	BK DX322
D21 PICKUP								
1994	2.4L		D	CV3351		CV3120	BK DX301	BK DX330
	2.4L		P	CV3351		CV3120	BK DX301	BK DX330
1994-90	3.0L		D	CV3066		CV3120	BK DX301	BK DX306
	3.0L		P	CV3066		CV3120	BK DX301	BK DX306
1993-90	2.4L		D	CV3037	CVX3037	CV3113	BK DX301	BK DX330
	2.4L		P	CV3037	CVX3037	CV3113	BK DX301	BK DX330
1989-86	2.4L, 3.0L	w/ Y-Shaped Tulip	D	CV3037	CVX3037	CV3113	BK DX301	BK DX330
	2.4L, 3.0L	w/ Y-Shaped Tulip	P	CV3037	CVX3037	CV3113	BK DX301	BK DX330
F10								
1978-76	1.4L		D	CV3033		CV3108	BK DX216	BK DX215
	1.4L		P	CV3023		CV3108	BK DX216	BK DX215

NISSAN (cont.)

Year Année Ano	Engine	Application Applicacion	Side Coté Lado	Reman CV Shaft Cardan réusiné Cardanica resinada	CV Shaft w/New Outer Joint Cardan avec Joint Ext. Neuf	Reman Outer Joint & Boot Joint Ext. réusiné & Soufflet	Outer Boot Kit Ensemble Soufflet Extérieur Juegos de bota exterior	Inner Boot Kit Ensemble Soufflet Intérieur Juegos de bota Interior
NISSAN (Cont'd)								
FRONTIER								
2002-99	3.3L		D	CV3393			BK DX301	BK DX330
	3.3L		P	CV3393			BK DX301	BK DX330
2002-98	2.4L		D	CV3393			BK DX301	BK DX330
	2.4L		P	CV3393			BK DX301	BK DX330
MAXIMA								
2002	3.5L	AT	D	CV3412				
	3.5L	AT	P	CV3413				
	3.5L	MT	D	CV3414				
	3.5L	MT	P	CV3415				
2001-00	3.0L	AT	D	CV3406				
	3.0L	AT	P	CV3407				
	3.0L	MT, 20 Year Anniversary Edition	D	CV3410				
	3.0L	MT, 20 Year Anniversary Edition	P	CV3411				
	3.0L	MT, Exc. 20 Year Anniversary Edition	D	CV3409				
	3.0L	MT, Exc. 20 Year Anniversary Edition	P	CV3407				
1999-95	3.0L	Locking Differential AT w/ ABS	D	CV3362		CV3137X	BK DX301	BK DX310
	3.0L	Locking Differential AT w/ ABS	P	CV3355		CV3137X	BK DX301	BK DX310
	3.0L	Locking Differential AT w/o ABS	D	CV3360		CV3137	BK DX301	BK DX310
	3.0L	Locking Differential AT w/o ABS	P	CV3353		CV3137	BK DX301	BK DX310
	3.0L	Locking Differential MT w/ ABS	D	CV3366		CV3137X	BK DX301	BK DX310
	3.0L	Locking Differential MT w/ ABS	P	CV3367		CV3137X	BK DX301	BK DX310
	3.0L	Locking Differential MT w/o ABS	D	CV3364		CV3137	BK DX301	BK DX310
	3.0L	Locking Differential MT w/o ABS	P	CV3365		CV3137	BK DX301	BK DX310
	3.0L	Non-Locking Differential AT w/ ABS	D	CV3354		CV3137X	BK DX301	BK DX310
	3.0L	Non-Locking Differential AT w/ ABS	P	CV3355		CV3137X	BK DX301	BK DX310
	3.0L	Non-Locking Differential AT w/o ABS	D	CV3352		CV3137	BK DX301	BK DX310
	3.0L	Non-Locking Differential AT w/o ABS	P	CV3353		CV3137	BK DX301	BK DX310
	3.0L	Non-Locking Differential MT w/ ABS	D	CV3358		CV3137X	BK DX301	BK DX310
	3.0L	Non-Locking Differential MT w/ ABS	P	CV3359		CV3137X	BK DX301	BK DX310
	3.0L	Non-Locking Differential MT w/o ABS	D	CV3356		CV3137	BK DX301	BK DX310
	3.0L	Non-Locking Differential MT w/o ABS	P	CV3357		CV3137	BK DX301	BK DX310
1994-92	3.0L	DOHC locking differential AT w/ ABS	D	CV3341	CVX3341	CV3132X	BK DX301	BK DX310
	3.0L	DOHC locking differential AT w/ ABS	P	CV3336	CVX3336	CV3132X	BK DX301	BK DX310
	3.0L	DOHC locking differential AT w/o ABS	D	CV3340	CVX3340	CV3132	BK DX301	BK DX310
	3.0L	DOHC locking differential AT w/o ABS	P	CV3334	CVX3334	CV3132	BK DX301	BK DX310
	3.0L	DOHC locking differential MT w/ ABS	D	CV3094	CVX3094	CV3132X	BK DX301	BK DX310
	3.0L	DOHC locking differential MT w/ ABS	P	CV3095	CVX3095	CV3132X	BK DX301	BK DX310
	3.0L	DOHC locking differential MT w/o ABS	D	CV3342	CVX3342	CV3132	BK DX301	BK DX310
	3.0L	DOHC locking differential MT w/o ABS	P	CV3338	CVX3338	CV3132	BK DX301	BK DX310
	3.0L	DOHC non-locking differential AT w/ ABS	D	CV3335	CVX3335	CV3132X	BK DX301	BK DX310
	3.0L	DOHC non-locking differential AT w/ ABS	P	CV3336	CVX3336	CV3132X	BK DX301	BK DX310
	3.0L	DOHC non-locking differential AT w/o ABS	D	CV3333	CVX3333	CV3132	BK DX301	BK DX310
	3.0L	DOHC non-locking differential AT w/o ABS	P	CV3334	CVX3334	CV3132	BK DX301	BK DX310
	3.0L	DOHC non-locking differential MT w/ ABS	D	CV3339	CVX3339	CV3132X	BK DX301	BK DX310
	3.0L	DOHC non-locking differential MT w/ ABS	P	CV3095	CVX3095	CV3132X	BK DX301	BK DX310

NISSAN (cont.)

Year Année Ano	Engine	Application Aplicacion	Side Coté Lado	Reman CV Shaft Cardan réusiné Cardanica resinada	CV Shaft w/New Outer Joint Cardan avec Joint Ext. Neuf	Reman Outer Joint & Boot Joint Ext. réusiné & Soufflet	Outer Boot Kit Ensemble Soufflet Extérieur Juegos de bota exterior	Inner Boot Kit Ensemble Soufflet Intérieur Juegos de bota Interior
NISSAN (Cont'd)								
MAXIMA (Cont'd)								
1994-92	3.0L	DOHC non-locking differential MT w/o ABS	D	CV3337	CVX3337	CV3132	BK DX301	BK DX310
	3.0L	DOHC non-locking differential MT w/o ABS	P	CV3338	CVX3338	CV3132	BK DX301	BK DX310
1994-89	3.0L	SOHC w/ ABS	D	CV3057	CVX3057	CV3101BX	BK DX301	BK DX310
	3.0L	SOHC w/ ABS	P	CV3058	CVX3058	CV3101BX	BK DX301	BK DX310
	3.0L	SOHC w/o ABS	D	CV3055	CVX3055	CV3101B	BK DX301	BK DX310
	3.0L	SOHC w/o ABS	P	CV3056	CVX3056	CV3101B	BK DX301	BK DX310
1988-85	3.0L		D	CV3001		CV3101	BK DX301	BK DX310
	3.0L		P	CV3002		CV3101	BK DX301	BK DX310
MICRA								
1991-90	1.2L	AT	D	CV3029		CV3136	BK DX309	BK DX758
	1.2L	AT	P	CV3030		CV3136	BK DX309	BK DX758
	1.2L	MT	D	CV3031		CV3136	BK DX309	BK DX758
	1.2L	MT	P	CV3032		CV3136	BK DX309	BK DX758
1989-84	1.2L	AT	D	CV3027		CV3109	BK DX309	BK DX758
	1.2L	AT	P	CV3028		CV3109	BK DX309	BK DX758
	1.2L	MT	D	CV3025		CV3109	BK DX309	BK DX758
	1.2L	MT	P	CV3026		CV3109	BK DX309	BK DX758
MULTI								
1988-86	2.0L	2WD	D	CV3049		CV3112	BK DX304	BK DX764
	2.0L	2WD	P	CV3063	CVX3063	CV3112	BK DX304	BK DX764
	2.0L	4WD Front Shafts	D	CV3019		CV3101A	BK DX301	BK DX310
	2.0L	4WD Front Shafts	P	CV3020		CV3101A	BK DX301	BK DX310
	2.0L	4WD Rear Shafts	D	CV3024		CV3122	BK DX212	BK DX316
	2.0L	4WD Rear Shafts	P	CV3024		CV3122	BK DX212	BK DX316
NX								
1993-91	1.6L	4 spd. AT & 5 spd. MT w/ ABS	D	CV3098	CVX3098	CV3123X	BK DX212	BK DX316
	1.6L	4 spd. AT & 5 spd. MT w/ ABS	P	CV3099	CVX3099	CV3123X	BK DX212	BK DX316
	1.6L	4 spd. AT & 5 spd. MT w/o ABS	D	CV3076	CVX3076	CV3123	BK DX212	BK DX316
	1.6L	4 spd. AT & 5 spd. MT w/o ABS	P	CV3077	CVX3077	CV3123	BK DX212	BK DX316
	1.6L	AT 3 spd. w/o ABS	D	CV3047	CVX3047	CV3123	BK DX212	BK DX316
	1.6L	AT 3 spd. w/o ABS	P	CV3048	CVX3048	CV3123	BK DX212	BK DX316
	2.0L	AT w/ ABS	D	CV3092	CVX3092	CV3124X	BK DX304	BK DX764
	2.0L	AT w/ ABS	P	CV3369	CVX3369	CV3124X	BK DX304	BK DX764
	2.0L	AT w/o ABS	D	CV3078	CVX3078	CV3124	BK DX304	BK DX764
	2.0L	AT w/o ABS	P	CV3368	CVX3368	CV3124	BK DX304	BK DX764
	2.0L	MT w/ ABS	D	CV3097	CVX3097	CV3124X	BK DX304	BK DX772
	2.0L	MT w/ ABS	P	CV3371	CVX3371	CV3124X	BK DX304	BK DX764
	2.0L	MT w/o ABS	D	CV3096	CVX3096	CV3124	BK DX304	BK DX772
	2.0L	MT w/o ABS	P	CV3370	CVX3370	CV3124	BK DX304	BK DX764
PATHFINDER								
2002-01	3.5L		D	CV3351		CV3120	BK DX301	BK DX330
	3.5L		P	CV3351		CV3120	BK DX301	BK DX330
2000-96	3.3L		D	CV3351		CV3120	BK DX301	BK DX330
	3.3L		P	CV3351		CV3120	BK DX301	BK DX330
1995-90	3.0L		D	CV3066		CV3120	BK DX301	BK DX306
	3.0L		P	CV3066		CV3120	BK DX301	BK DX306
1989-87	2.4L, 3.0L		D	CV3037	CVX3037	CV3113	BK DX301	BK DX330
	2.4L, 3.0L		P	CV3037	CVX3037	CV3113	BK DX301	BK DX330

NISSAN (cont.)

Year Année Ano	Engine	Application Applicacion	Side Coté Lado	Reman CV Shaft Cardan réusiné Cardanica resinada	CV Shaft w/New Outer Joint Cardan avec Joint Ext. Neuf	Reman Outer Joint & Boot Joint Ext. réusiné & Soufflet	Outer Boot Kit Ensemble Soufflet Extérieur Juegos de bota exterior	Inner Boot Kit Ensemble Soufflet Intérieur Juegos de bota Interior
NISSAN (Cont'd)								
PICKUP								
1997-94	2.4L		D	CV3351		CV3120	BK DX301	BK DX330
	2.4L		P	CV3351		CV3120	BK DX301	BK DX330
1996-94	3.0L		D	CV3066		CV3120	BK DX301	BK DX306
	3.0L		P	CV3066		CV3120	BK DX301	BK DX306
PULSAR								
1983	1.6L	w/o Turbo Inner Tulip w/ B & Cage	D	CV3011		CV3107	BK DX373	BK DX215
	1.6L	w/o Turbo Inner Tulip w/ B & Cage	P	CV3012		CV3107	BK DX373	BK DX215
	1.6L	w/o Turbo Inner Tulip w/ Ring	D	CV3011		CV3103	BK DX303	BK DX312
	1.6L	w/o Turbo Inner Tulip w/ Ring	P	CV3012		CV3103	BK DX303	BK DX315
	1.6L	w/o Turbo Inner Tulip w/o Ring	D	CV3011		CV3103	BK DX302	BK DX321
	1.6L	w/o Turbo Inner Tulip w/o Ring	P	CV3012		CV3103	BK DX302	BK DX321
PULSAR NX								
1990-87	1.6L	SOHC	D	CV3045		CV3106	BK DX212	BK DX316
	1.6L	SOHC	P	CV3046		CV3106	BK DX212	BK DX316
1989-88	1.8L	DOHC	D	CV3039		CV3104	BK DX304	BK DX764
	1.8L	DOHC	P	CV3038		CV3104	BK DX304	BK DX764
1987	1.6L	DOHC	D	CV3009		CV3104	BK DX304	BK DX764
	1.6L	DOHC	P	CV3010		CV3104	BK DX304	BK DX764
1986-83	1.6L	w/o Turbo Inner Tulip w/ B & Cage	D	CV3011		CV3107	BK DX373	BK DX215
	1.6L	w/o Turbo Inner Tulip w/ B & Cage	P	CV3012		CV3107	BK DX373	BK DX215
	1.6L	w/o Turbo Inner Tulip w/ Ring	D	CV3011		CV3103	BK DX303	BK DX312
	1.6L	w/o Turbo Inner Tulip w/ Ring	P	CV3012		CV3103	BK DX303	BK DX315
	1.6L	w/o Turbo Inner Tulip w/o Ring	D	CV3011		CV3103	BK DX302	BK DX321
	1.6L	w/o Turbo Inner Tulip w/o Ring	P	CV3012		CV3103	BK DX302	BK DX321
1984-83	1.5L	Turbo	D	CV3011		CV3111	BK DX217	BK DX218
	1.5L	Turbo	P	CV3012		CV3111	BK DX217	BK DX218
QUEST								
2002-01	3.3L		D	CV3434				
	3.3L		P	CV3435				
2000-99	3.3L	w/ ABS	D	CV4094	CVX4094	CV3129X	BK DX420	BK DX310B
	3.3L	w/ ABS	P	CV4095	CVX4095	CV3129X	BK DX420	BK DX310B
	3.3L	w/o ABS	D	CV3080	CVX3080	CV3129	BK DX420	BK DX310B
	3.3L	w/o ABS	P	CV3081	CVX3081	CV3129	BK DX420	BK DX310B
1998-93	3.0L	w/ ABS	D	CV4094	CVX4094	CV3129X	BK DX420	BK DX310B
	3.0L	w/ ABS	P	CV4095	CVX4095	CV3129X	BK DX420	BK DX310B
	3.0L	w/o ABS	D	CV3080	CVX3080	CV3129	BK DX420	BK DX310B
	3.0L	w/o ABS	P	CV3081	CVX3081	CV3129	BK DX420	BK DX310B
SENTRA								
2002	2.5L	AT w/ ABS	D	CV3450				
	2.5L	AT w/ ABS	P	CV3451				
	2.5L	AT w/o ABS	D	CV3448				
	2.5L	AT w/o ABS	P	CV3449				
	2.5L	MT w/ ABS	D	CV3454				
	2.5L	MT w/ ABS	P	CV3455				
	2.5L	MT w/o ABS	D	CV3452				
	2.5L	MT w/o ABS	P	CV3453				
2002-00	1.8L	AT w/ ABS	D	CV3439				
	1.8L	AT w/ ABS	P	CV3440				
	1.8L	AT w/o ABS	D	CV3436				

NISSAN (cont.)

Year Année Ano	Engine	Application Aplicacion	Side Coté Lado	Reman CV Shaft Cardan réusiné Cardanica resinada	CV Shaft w/New Outer Joint Cardan avec Joint Ext. Neuf	Reman Outer Joint & Boot Joint Ext. réusiné & Soufflet	Outer Boot Kit Ensemble Soufflet Extérieur Juegos de bota exterior	Inner Boot Kit Ensemble Soufflet Intérieur Juegos de bota Interior
NISSAN (Cont'd)								
SENTRA (Cont'd)								
2002-00	1.8L	AT w/o ABS	P	CV3437				
	1.8L	MT w/ ABS	D	CV3439				
	1.8L	MT w/ ABS	P	CV3441				
	1.8L	MT w/o ABS	D	CV3436				
	1.8L	MT w/o ABS	P	CV3438				
2001-00	2.0L	Locking Differential w/ ABS	D	CV3446				
	2.0L	Locking Differential w/ ABS	P	CV3447				
	2.0L	Non-Locking Differential w/ ABS	D	CV3444				
	2.0L	Non-Locking Differential w/ ABS	P	CV3445				
	2.0L	Non-Locking Differential w/o ABS	D	CV3442				
1999-98	2.0L	AT w/ ABS	D	CV3349			BK DX308	BK DX772
	2.0L	AT w/ ABS	P	CV3350			BK DX308	BK DX385
	2.0L	AT w/o ABS	D	CV3347			BK DX308	BK DX772
	2.0L	AT w/o ABS	P	CV3348			BK DX308	BK DX385
	2.0L	MT w/ ABS	D	CV3396			BK DX308	BK DX772
	2.0L	MT w/ ABS	P	CV3397			BK DX308	BK DX385
	2.0L	MT w/o ABS	D	CV3394			BK DX308	BK DX772
	2.0L	MT w/o ABS	P	CV3395			BK DX308	BK DX385
1999-95	1.6L	AT w/ ABS	D	CV3374	CVX3374	CV3123X	BK DX212	BK DX316
	1.6L	AT w/ ABS	P	CV3375	CVX3375	CV3123X	BK DX212	BK DX316
	1.6L	AT w/o ABS	D	CV3372	CVX3372	CV3123	BK DX212	BK DX316
	1.6L	AT w/o ABS	P	CV3373	CVX3373	CV3123	BK DX212	BK DX316
	1.6L	MT w/ ABS	D	CV3378	CVX3378	CV3138X	BK DX212	BK DX312
	1.6L	MT w/ ABS	P	CV3379	CVX3379	CV3138X	BK DX212	BK DX312
	1.6L	MT w/o ABS	D	CV3376	CVX3376	CV3138	BK DX212	BK DX312
	1.6L	MT w/o ABS	P	CV3377	CVX3377	CV3138	BK DX212	BK DX312
1994-91	1.6L	exc. Classic 3 spd. AT w/o ABS	D	CV3047	CVX3047	CV3123	BK DX212	BK DX316
	1.6L	exc. Classic 3 spd. AT w/o ABS	P	CV3048	CVX3048	CV3123	BK DX212	BK DX316
	1.6L	exc. Classic 4 spd. AT & 5 spd. MT w/ ABS	D	CV3098	CVX3098	CV3123X	BK DX212	BK DX316
	1.6L	exc. Classic 4 spd. AT & 5 spd. MT w/ ABS	P	CV3099	CVX3099	CV3123X	BK DX212	BK DX316
	1.6L	exc. Classic 4 spd. AT & 5 spd. MT w/o ABS	D	CV3076	CVX3076	CV3123	BK DX212	BK DX316
	1.6L	exc. Classic 4 spd. AT & 5 spd. MT w/o ABS	P	CV3077	CVX3077	CV3123	BK DX212	BK DX316
	2.0L	AT w/ ABS	D	CV3092	CVX3092	CV3124X	BK DX304	BK DX764
	2.0L	AT w/ ABS	P	CV3369	CVX3369	CV3124X	BK DX304	BK DX764
	2.0L	AT w/o ABS	D	CV3078	CVX3078	CV3124	BK DX304	BK DX764
	2.0L	AT w/o ABS	P	CV3368	CVX3368	CV3124	BK DX304	BK DX764
	2.0L	MT w/ ABS	D	CV3097	CVX3097	CV3124X	BK DX304	BK DX764
	2.0L	MT w/ ABS	P	CV3371	CVX3371	CV3124X	BK DX304	BK DX764
	2.0L	MT w/o ABS	D	CV3096	CVX3096	CV3124	BK DX304	BK DX764
	2.0L	MT w/o ABS	P	CV3370	CVX3370	CV3124	BK DX304	BK DX764
1993-91	1.6L	Classic	D	CV3045		CV3102	BK DX302	BK DX321
	1.6L	Classic	P	CV3046		CV3102	BK DX302	BK DX321
1990-89	1.6L	2WD 2, 4 Door & Station Wagon	D	CV3045		CV3102	BK DX302	BK DX321
	1.6L	2WD 2, 4 Door & Station Wagon	P	CV3046		CV3102	BK DX302	BK DX321
	1.6L	2WD Hatchback (3 Door)	D	CV3045		CV3106	BK DX212	BK DX316
	1.6L	2WD Hatchback (3 Door)	P	CV3046		CV3106	BK DX212	BK DX316

NISSAN (cont.)

Year Année Ano	Engine	Application Applicacion	Side Coté Lado	Reman CV Shaft Cardan réusiné Cardanica resinada	CV Shaft w/New Outer Joint Cardan avec Joint Ext. Neuf	Reman Outer Joint & Boot Joint Ext. réusiné & Soufflet	Outer Boot Kit Ensemble Soufflet Extérieur Juegos de bota exterior	Inner Boot Kit Ensemble Soufflet Intérieur Juegos de bota Interior
NISSAN (Cont'd)								
SENTRA (Cont'd)								
1990-89	1.6L	4WD	D	CV3060		CV3118	BK DX217	BK DX218
	1.6L	4WD	P	CV3061		CV3118	BK DX217	BK DX218
1988-87	1.6L	2WD Gas 2, 4 Door & Station Wagon	D	CV3045		CV3102	BK DX302	BK DX321
	1.6L	2WD Gas 2, 4 Door & Station Wagon	P	CV3046		CV3102	BK DX302	BK DX321
	1.6L	2WD Gas Hatchback (3 Door)	D	CV3045		CV3106	BK DX212	BK DX316
	1.6L	2WD Gas Hatchback (3 Door)	P	CV3046		CV3106	BK DX212	BK DX316
	1.6L	4WD	D	CV3060		CV3104	BK DX304	BK DX764
	1.6L	4WD	P	CV3061		CV3104	BK DX304	BK DX764
1987	1.7L	4WD	D	CV3060		CV3104	BK DX304	BK DX764
	1.7L	4WD	P	CV3061		CV3104	BK DX304	BK DX764
	1.7L	Diesel	D	CV3003		CV3102	BK DX302	BK DX321
	1.7L	Diesel	P	CV3004		CV3102	BK DX302	BK DX321
1986-84	1.6L	Gas Inner Tulip w/ Ring	D	CV3011		CV3103	BK DX303	BK DX312
	1.6L	Gas Inner Tulip w/ Ring	P	CV3012		CV3103	BK DX303	BK DX315
	1.6L	Gas Inner Tulip w/o Ring	D	CV3011		CV3103	BK DX302	BK DX321
	1.6L	Gas Inner Tulip w/o Ring	P	CV3012		CV3103	BK DX302	BK DX321
1986-83	1.7L	AT Diesel	D	CV3005		CV3103	BK DX303	BK DX321
	1.7L	AT Diesel	P	CV3006		CV3103	BK DX303	BK DX321
	1.7L	MT Diesel	D	CV3007		CV3103	BK DX303	BK DX321
	1.7L	MT Diesel	P	CV3008		CV3103	BK DX303	BK DX321
1983-82	1.5L	Gas Inner Tulip w/ Ring	D	CV3011		CV3103	BK DX303	BK DX312
	1.5L	Gas Inner Tulip w/ Ring	P	CV3012		CV3103	BK DX303	BK DX315
	1.5L	Gas Inner Tulip w/o Ring	D	CV3011		CV3103	BK DX302	BK DX321
	1.5L	Gas Inner Tulip w/o Ring	P	CV3012		CV3103	BK DX302	BK DX321
STANZA								
1992-90	2.4L	Locking Differential w/ ABS	D	CV3071		CV3101BX	BK DX301	BK DX310
	2.4L	Locking Differential w/ ABS	P	CV3059		CV3101BX	BK DX301	BK DX310
	2.4L	Locking Differential w/o ABS	D	CV3075		CV3101B	BK DX301	BK DX310
	2.4L	Locking Differential w/o ABS	P	CV3074		CV3101B	BK DX301	BK DX310
	2.4L	Non-Locking Differential w/ ABS	D	CV3057		CV3101BX	BK DX301	BK DX310
	2.4L	Non-Locking Differential w/ ABS	P	CV3070		CV3101BX	BK DX301	BK DX310
	2.4L	Non-Locking Differential w/o ABS	D	CV3001		CV3101B	BK DX301	BK DX310
	2.4L	Non-Locking Differential w/o ABS	P	CV3002		CV3101B	BK DX301	BK DX310
1989-87	2.0L	Sedan	D	CV3001		CV3101	BK DX301	BK DX310
	2.0L	Sedan	P	CV3002		CV3101	BK DX301	BK DX310
1989-85	2.0L	2WD Wagon	D	CV3049		CV3112	BK DX304	BK DX764
	2.0L	2WD Wagon	P	CV3063	CVX3063	CV3112	BK DX304	BK DX764
	2.0L	4WD Wagon Front Shafts	D	CV3019		CV3101A	BK DX301	BK DX310
	2.0L	4WD Wagon Front Shafts	P	CV3020		CV3101A	BK DX301	BK DX310
	2.0L	4WD Wagon Rear Shafts	D	CV3024		CV3122	BK DX212	BK DX316
	2.0L	4WD Wagon Rear Shafts	P	CV3024		CV3122	BK DX212	BK DX316
1986-84	2.0L	Sedan	D	CV3035			BK DX305	BK DX315
	2.0L	Sedan	P	CV3036			BK DX305	BK DX315
1985-82	2.0L	Wagon	D	CV3035			BK DX305	BK DX315
	2.0L	Wagon	P	CV3036			BK DX305	BK DX315
1983-82	2.0L	exc. Wagon	D	CV3013			BK DX305	BK DX315
	2.0L	exc. Wagon	P	CV3014			BK DX305	BK DX315
XTERRA								
2002-00	2.4L, 3.3L		D	CV3393			BK DX301	BK DX330
	2.4L, 3.3L		P	CV3393			BK DX301	BK DX330

Year Année Ano	Engine	Application Aplicacion	Side Coté Lado	Reman CV Shaft Cardan réusiné Cardanica resinada	CV Shaft w/New Outer Joint Cardan avec Joint Ext. Neuf	Reman Outer Joint & Boot Joint Ext. réusiné & Soufflet	Outer Boot Kit Ensemble Soufflet Extérieur Juegos de bota exterior	Inner Boot Kit Ensemble Soufflet Intérieur Juegos de bota Interior
OLDSMOBILE (Cont'd)								
98								
1996-95	3.8L	w/o Supercharger w/ 2.84 Gear Ratio (F17)	D	CV5246		CV5562	BK DX524	BK DX508
	3.8L	w/o Supercharger w/ 2.84 Gear Ratio (F17)	P	CV5247		CV5562	BK DX524	BK DX508
	3.8L	w/o Supercharger w/ 3.06 Gear Ratio (FW2)	D	CV5296		CV5564	BK DX524	BK DX548
	3.8L	w/o Supercharger w/ 3.06 Gear Ratio (FW2)	P	CV5297		CV5564	BK DX524	BK DX548
1995-94	3.8L	Supercharged	D	CV5296		CV5564	BK DX524	BK DX548
	3.8L	Supercharged	P	CV5297		CV5564	BK DX524	BK DX548
1994-92	3.8L	w/o Supercharger	D	CV5246		CV5562	BK DX524	BK DX508
	3.8L	w/o Supercharger	P	CV5247		CV5562	BK DX524	BK DX508
1993-92	3.8L	Supercharged	D	CV5260		CV5562	BK DX524	BK DX548
	3.8L	Supercharged	P	CV5261		CV5562	BK DX524	BK DX548
1991	3.8L	24mm Thread Diameter	D	CV5112		CV5507Z	BK DX524	BK DX508
	3.8L	24mm Thread Diameter	P	CV5122		CV5507Z	BK DX524	BK DX508
	3.8L	27mm Thread Diameter	D	CV5246		CV5562	BK DX524	BK DX508
	3.8L	27mm Thread Diameter	P	CV5247		CV5562	BK DX524	BK DX508
1990-87	3.8L	w/ ABS	D	CV5112		CV5507Z	BK DX524	BK DX508
	3.8L	w/ ABS	P	CV5113		CV5507Z	BK DX524	BK DX508
1990-86	3.8L	w/o ABS	D	CV5098		CV5507	BK DX524	BK DX508
	3.8L	w/o ABS	P	CV5099		CV5507	BK DX524	BK DX508
1986-85	3.8L	w/ ABS	D	CV5107		CV5507X	BK DX524	BK DX508
	3.8L	w/ ABS	P	CV5108		CV5507X	BK DX524	BK DX508
1985	3.0L	w/ ABS	D	CV5107		CV5507X	BK DX524	BK DX508
	3.0L	w/ ABS	P	CV5108		CV5507X	BK DX524	BK DX508
	3.0L, 3.8L, 4.3L	3 Fold Boot	D	CV5098		CV5501	BK DX505	BK DX508
	3.0L, 3.8L, 4.3L	3 Fold Boot	P	CV5099		CV5501	BK DX505	BK DX508
	3.0L, 3.8L, 4.3L	5 Fold Boot	D	CV5098		CV5507	BK DX524	BK DX508
	3.0L, 3.8L, 4.3L	5 Fold Boot	P	CV5099		CV5507	BK DX524	BK DX508
	4.3L	w/ ABS	D	CV5107		CV5507X	BK DX524	BK DX508
	4.3L	w/ ABS	P	CV5108		CV5507X	BK DX524	BK DX508
ACHIEVA								
1998-96	2.4L, 3.1L	AT	D	CV5304		CV5510X	BK DX524	BK DX549
	2.4L, 3.1L	AT	P	CV5305		CV5510X	BK DX524	BK DX549
	2.4L, 3.1L	MT w/ Round Shaped Tulip	D	CV5268		CV5510X	BK DX524	BK DX549
	2.4L, 3.1L	MT w/ Round Shaped Tulip	P	CV5269		CV5510X	BK DX524	BK DX549
	2.4L, 3.1L	MT w/ Y-Shaped Tulip	D	CV5338		CV5510X	BK DX524	BK DX549
	2.4L, 3.1L	MT w/ Y-Shaped Tulip	P	CV5325		CV5510X	BK DX524	BK DX549
1995-94	2.3L, 3.1L	AT 3 spd.	D	CV5252		CV5508X	BK DX523	BK DX549
	2.3L, 3.1L	AT 3 spd.	P	CV5253		CV5508X	BK DX523	BK DX549
	2.3L, 3.1L	AT 4 spd.	D	CV5304		CV5510X	BK DX524	BK DX549
	2.3L, 3.1L	AT 4 spd.	P	CV5305		CV5510X	BK DX524	BK DX549
	2.3L, 3.1L	MT w/ H.O. Engine	D	CV5268		CV5510X	BK DX524	BK DX529
	2.3L, 3.1L	MT w/ H.O. Engine	P	CV5269		CV5510X	BK DX524	BK DX529
	2.3L, 3.1L	MT w/o H.O. Engine	D	CV5314		CV5510X	BK DX524	BK DX549
	2.3L, 3.1L	MT w/o H.O. Engine	P	CV5315		CV5510X	BK DX524	BK DX549
1993-92	2.3L, 3.3L	AT w/ Aluminum Wheels	D	CV5254		CV5510X	BK DX524	BK DX549
	2.3L, 3.3L	AT w/ Aluminum Wheels	P	CV5255		CV5510X	BK DX524	BK DX549
	2.3L, 3.3L	AT w/o Aluminum Wheels	D	CV5252		CV5508X	BK DX523	BK DX549
	2.3L, 3.3L	AT w/o Aluminum Wheels	P	CV5253		CV5508X	BK DX523	BK DX549

OLDSMOBILE (cont.)

Year Année Ano	Engine	Application Applicacion	Side Coté Lado	Reman CV Shaft Cardan réusiné Cardanica resinada	CV Shaft w/New Outer Joint Cardan avec Joint Ext. Neuf	Reman Outer Joint & Boot Joint Ext. réusiné & Soufflet	Outer Boot Kit Ensemble Soufflet Extérieur Juegos de bota exterior	Inner Boot Kit Ensemble Soufflet Intérieur Juegos de bota Interior
OLDSMOBILE (Cont'd)								
ACHIEVA (Cont'd)								
1993-92	2.3L, 3.3L	MT	D	CV5282		CV5510X	BK DX524	BK DX549
	2.3L, 3.3L	MT	P	CV5283		CV5510X	BK DX524	BK DX549
ALERO								
2002	2.2L	AT	D	CV5355			BK DX524	BK DX549
	2.2L	AT	P	CV5356			BK DX524	BK DX549
	2.2L	MT	D	CV5385			BK DX524	BK DX549
	2.2L	MT	P	CV5386			BK DX524	BK DX549
2002-01	3.4L		D	CV5419				
	3.4L		P	CV5420				
2001-99	2.4L	AT	D	CV5355			BK DX524	BK DX549
	2.4L	AT	P	CV5356			BK DX524	BK DX549
	2.4L	MT	D	CV5385			BK DX524	BK DX549
	2.4L	MT	P	CV5386			BK DX524	BK DX549
2000-99	3.4L		D	CV5355			BK DX524	BK DX553
	3.4L		P	CV5356			BK DX524	BK DX553
AURORA								
2002-01	3.5L		D	CV5421				
	3.5L		P	CV5422				
	4.0L		D	CV5423				
	4.0L		P	CV5423				
1999-95	4.0L		D	CV5333			BK DX524	BK DX548
	4.0L		P	CV5333			BK DX524	BK DX548
BRAVADA								
2002	4.2L		D	CV5411				
	4.2L		P	CV5411				
2001-97	4.3L		D	CV5329		CV5572	BK DX529	BK DX508
	4.3L		P	CV5330		CV5572	BK DX529	BK DX508
1996-91	4.3L		D	CV5071		CV5511	BK DX529	BK DX528
	4.3L		P	CV5071		CV5511	BK DX529	BK DX528
CALAIS								
1987	2.3L	AT exc. International Series	D	CV5062		CV5508	BK DX523	BK DX503
	2.3L	AT exc. International Series	P	CV5058		CV5508	BK DX523	BK DX503
	2.3L	MT exc. Quad 4	D	CV5089		CV5510	BK DX524	BK DX508
	2.3L	MT exc. Quad 4	P	CV5090		CV5510	BK DX524	BK DX508
1987-85	2.5L, 3.0L	AT exc. International Series	D	CV5062		CV5508	BK DX523	BK DX503
	2.5L, 3.0L	AT exc. International Series	P	CV5058		CV5508	BK DX523	BK DX503
	2.5L, 3.0L	MT exc. Quad 4	D	CV5089		CV5510	BK DX524	BK DX508
	2.5L, 3.0L	MT exc. Quad 4	P	CV5090		CV5510	BK DX524	BK DX508
CIERA								
1996-95	2.2L, 3.1L	3 spd.	D	CV5277		CV5562	BK DX524	BK DX508
	2.2L, 3.1L	3 spd.	P	CV5278		CV5562	BK DX524	BK DX508
	2.2L, 3.1L	4 spd.	D	CV5279		CV5562	BK DX524	BK DX508
	2.2L, 3.1L	4 spd.	P	CV5280		CV5562	BK DX524	BK DX508
CUTLASS								
1999-97	3.1L	exc. Supreme	D	CV5355		CV5574	BK DX524	BK DX549
	3.1L	exc. Supreme	P	CV5356		CV5574	BK DX524	BK DX549
CUTLASS CALAIS								
1991	2.3L, 2.5L, 3.3L	AT w/ ABS	D	CV5254		CV5510X	BK DX523	BK DX549
	2.3L, 2.5L, 3.3L	AT w/ ABS	P	CV5255		CV5510X	BK DX523	BK DX549

OLDSMOBILE (cont.)

Year Année Ano	Engine	Application Applicacion	Side Coté Lado	Reman CV Shaft Cardan réusiné Cardanica resinada	CV Shaft w/New Outer Joint Cardan avec Joint Ext. Neuf	Reman Outer Joint & Boot Joint Ext. réusiné & Soufflet	Outer Boot Kit Ensemble Soufflet Extérieur Juegos de bota exterior	Inner Boot Kit Ensemble Soufflet Intérieur Juegos de bota Interior
OLDSMOBILE (Cont'd)								
CUTLASS CALAIS (Cont'd)								
1991	2.3L, 2.5L, 3.3L	AT w/o ABS	D	CV5062		CV5508	BK DX523	BK DX549
	2.3L, 2.5L, 3.3L	AT w/o ABS	P	CV5054		CV5508	BK DX523	BK DX549
	2.3L, 2.5L, 3.3L	MT exc. Quad 4 w/ABS	D	CV5282		CV5510X	BK DX524	BK DX549
	2.3L, 2.5L, 3.3L	MT exc. Quad 4 w/ABS	P	CV5283		CV5510X	BK DX524	BK DX549
	2.3L, 2.5L, 3.3L	MT Quad 4 w/ ABS	D	CV5268		CV5510X	BK DX524	BK DX529
	2.3L, 2.5L, 3.3L	MT Quad 4 w/ ABS	P	CV5269		CV5510X	BK DX524	BK DX529
	2.3L, 2.5L, 3.3L	MT Quad 4 w/o ABS	D	CV5089		CV5510	BK DX524	BK DX529
	2.3L, 2.5L, 3.3L	MT Quad 4 w/o ABS	P	CV5095		CV5510	BK DX524	BK DX529
1990-89	3.3L	AT exc. International Series	D	CV5062		CV5508	BK DX523	BK DX503
	3.3L	AT exc. International Series	P	CV5058		CV5508	BK DX523	BK DX503
	3.3L	MT exc. Quad 4	D	CV5089		CV5510	BK DX524	BK DX508
	3.3L	MT exc. Quad 4	P	CV5090		CV5510	BK DX524	BK DX508
	3.3L	MT Quad 4 w/ Round Shaped Tulip	D	CV5089		CV5510	BK DX524	BK DX529
	3.3L	MT Quad 4 w/ Round Shaped Tulip	P	CV5095		CV5510	BK DX524	BK DX529
	3.3L	MT Quad 4 w/ Y-Shaped Tulip	D	CV5089		CV5510	BK DX524	BK DX508
	3.3L	MT Quad 4 w/ Y-Shaped Tulip	P	CV5095		CV5510	BK DX524	BK DX508
1990-88	2.3L	AT International Series	D	CV5062		CV5510	BK DX524	BK DX508
	2.3L	AT International Series	P	CV5054		CV5510	BK DX524	BK DX508
	2.3L, 2.5L	AT exc. International Series	D	CV5062		CV5508	BK DX523	BK DX503
	2.3L, 2.5L	AT exc. International Series	P	CV5058		CV5508	BK DX523	BK DX503
	2.3L, 2.5L	MT exc. Quad 4	D	CV5089		CV5510	BK DX524	BK DX508
	2.3L, 2.5L	MT exc. Quad 4	P	CV5090		CV5510	BK DX524	BK DX508
	2.3L, 2.5L	MT Quad 4 w/ Round Shaped Tulip	D	CV5089		CV5510	BK DX524	BK DX529
	2.3L, 2.5L	MT Quad 4 w/ Round Shaped Tulip	P	CV5095		CV5510	BK DX524	BK DX529
	2.3L, 2.5L	MT Quad 4 w/ Y-Shaped Tulip	D	CV5089		CV5510	BK DX524	BK DX508
	2.3L, 2.5L	MT Quad 4 w/ Y-Shaped Tulip	P	CV5095		CV5510	BK DX524	BK DX508
1988	3.0L	AT exc. International Series	D	CV5062		CV5508	BK DX523	BK DX503
	3.0L	AT exc. International Series	P	CV5058		CV5508	BK DX523	BK DX503
	3.0L	MT exc. Quad 4	D	CV5089		CV5510	BK DX524	BK DX508
	3.0L	MT exc. Quad 4	P	CV5090		CV5510	BK DX524	BK DX508
	3.0L	MT Quad 4 w/ Round Shaped Tulip	D	CV5089		CV5510	BK DX524	BK DX529
	3.0L	MT Quad 4 w/ Round Shaped Tulip	P	CV5095		CV5510	BK DX524	BK DX529
	3.0L	MT Quad 4 w/ Y-Shaped Tulip	D	CV5089		CV5510	BK DX524	BK DX508
	3.0L	MT Quad 4 w/ Y-Shaped Tulip	P	CV5095		CV5510	BK DX524	BK DX508
CUTLASS CIERA								
1994	2.2L	3 spd.	D	CV5277		CV5562	BK DX524	BK DX508
	2.2L	3 spd.	P	CV5278		CV5562	BK DX524	BK DX508
	2.2L, 3.1L	4 spd.	D	CV5279		CV5562	BK DX524	BK DX508
	2.2L, 3.1L	4 spd.	P	CV5280		CV5562	BK DX524	BK DX508
	3.1L	3 spd.	D	CV5277		CV5562	BK DX524	BK DX508
	3.1L	3 spd.	P	CV5278		CV5562	BK DX524	BK DX508
1993	2.2L	3 spd.	D	CV5046		CV5531	BK DX523	BK DX503
	2.2L	3 spd.	P	CV5047		CV5531	BK DX523	BK DX503
1993-90	3.3L	3 spd.	D	CV5046		CV5507	BK DX524	BK DX508
	3.3L	3 spd.	P	CV5047		CV5507	BK DX524	BK DX508
	3.3L	4 spd.	D	CV5042		CV5507	BK DX524	BK DX508
	3.3L	4 spd.	P	CV5043		CV5507	BK DX524	BK DX508
1992-90	2.5L	3 spd.	D	CV5046		CV5531	BK DX523	BK DX503
	2.5L	3 spd.	P	CV5047		CV5531	BK DX523	BK DX503
1989	2.5L	H.D. Brakes 3 spd L.D. Axle	D	CV5046		CV5531	BK DX523	BK DX503

OLDSMOBILE (cont.)

Year Année Ano	Engine	Application Aplicacion	Side Coté Lado	Reman CV Shaft Cardan réusiné Cardanica resinada	CV Shaft w/New Outer Joint Cardan avec Joint Ext. Neuf	Reman Outer Joint & Boot Joint Ext. réusiné & Soufflet	Outer Boot Kit Ensemble Soufflet Extérieur Juegos de bota exterior	Inner Boot Kit Ensemble Soufflet Intérieur Juegos de bota Interior
OLDSMOBILE (Cont'd)								
CUTLASS CIERA (Cont'd)								
1989	2.5L	H.D. Brakes 3 spd L.D. Axle	P	CV5047		CV5531	BK DX523	BK DX503
	3.3L	H.D. Brakes 3 spd H.D. Axle	D	CV5046		CV5507	BK DX524	BK DX508
	3.3L	H.D. Brakes 3 spd H.D. Axle	P	CV5047		CV5507	BK DX524	BK DX508
	3.3L	H.D. Brakes 4 spd	D	CV5042		CV5507	BK DX524	BK DX508
	3.3L	H.D. Brakes 4 spd	P	CV5043		CV5507	BK DX524	BK DX508
	3.3L	L.D. Brakes 3 spd H.D. Axle	D	CV5060		CV5510	BK DX524	BK DX508
	3.3L	L.D. Brakes 3 spd H.D. Axle	P	CV5061		CV5510	BK DX524	BK DX508
	3.3L	L.D. Brakes 4 spd EFI	D	CV5087		CV5510	BK DX524	BK DX508
	3.3L	L.D. Brakes 4 spd EFI	P	CV5088		CV5510	BK DX524	BK DX508
1989-88	2.8L	L.D. Brakes 3 spd H.D. Axle	D	CV5060		CV5510	BK DX524	BK DX508
	2.8L	L.D. Brakes 3 spd H.D. Axle	P	CV5061		CV5510	BK DX524	BK DX508
1989-86	2.5L	H.D. Brakes 3 spd H.D. Axle	D	CV5046		CV5507	BK DX524	BK DX508
	2.5L	H.D. Brakes 3 spd H.D. Axle	P	CV5047		CV5507	BK DX524	BK DX508
	2.8L	L.D. Brakes 4 spd EFI	D	CV5087		CV5510	BK DX524	BK DX508
	2.8L	L.D. Brakes 4 spd EFI	P	CV5088		CV5510	BK DX524	BK DX508
1989-85	2.5L	L.D. Brakes 3 spd L.D. Axle	D	CV5060		CV5508	BK DX523	BK DX503
	2.5L	L.D. Brakes 3 spd L.D. Axle	P	CV5061		CV5508	BK DX523	BK DX503
	2.8L	H.D. Brakes 3 spd H.D. Axle	D	CV5046		CV5507	BK DX524	BK DX508
	2.8L	H.D. Brakes 3 spd H.D. Axle	P	CV5047		CV5507	BK DX524	BK DX508
	2.8L	H.D. Brakes 4 spd	D	CV5042		CV5507	BK DX524	BK DX508
	2.8L	H.D. Brakes 4 spd	P	CV5043		CV5507	BK DX524	BK DX508
1988	3.8L	L.D. Brakes 3 spd H.D. Axle	D	CV5060		CV5510	BK DX524	BK DX508
	3.8L	L.D. Brakes 3 spd H.D. Axle	P	CV5061		CV5510	BK DX524	BK DX508
1988-86	3.8L	L.D. Brakes 4 spd EFI	D	CV5087		CV5510	BK DX524	BK DX508
	3.8L	L.D. Brakes 4 spd EFI	P	CV5088		CV5510	BK DX524	BK DX508
1988-85	3.8L	H.D. Brakes 3 spd H.D. Axle	D	CV5046		CV5507	BK DX524	BK DX508
	3.8L	H.D. Brakes 3 spd H.D. Axle	P	CV5047		CV5507	BK DX524	BK DX508
	3.8L	H.D. Brakes 4 spd	D	CV5042		CV5507	BK DX524	BK DX508
	3.8L	H.D. Brakes 4 spd	P	CV5043		CV5507	BK DX524	BK DX508
1987-85	2.8L	L.D. Brakes 3 spd L.D. Axle	D	CV5060		CV5508	BK DX523	BK DX503
	2.8L	L.D. Brakes 3 spd L.D. Axle	P	CV5061		CV5508	BK DX523	BK DX503
	3.8L	L.D. Brakes 3 spd L.D. Axle	D	CV5060		CV5508	BK DX523	BK DX503
	3.8L	L.D. Brakes 3 spd L.D. Axle	P	CV5061		CV5508	BK DX523	BK DX503
1986	2.8L	L.D. Brakes 4 spd (2BC)	D	CV5087		CV5508	BK DX523	BK DX503
	2.8L	L.D. Brakes 4 spd (2BC)	P	CV5088		CV5508	BK DX523	BK DX503
1985	2.8L	L.D. Brakes 4 spd	D	CV5087		CV5508	BK DX523	BK DX503
	2.8L	L.D. Brakes 4 spd	P	CV5088		CV5508	BK DX523	BK DX503
	3.0L	H.D. Brakes 3 spd H.D. Axle	D	CV5046		CV5507	BK DX524	BK DX508
	3.0L	H.D. Brakes 3 spd H.D. Axle	P	CV5047		CV5507	BK DX524	BK DX508
	3.0L	H.D. Brakes 4 spd	D	CV5042		CV5507	BK DX524	BK DX508
	3.0L	H.D. Brakes 4 spd	P	CV5043		CV5507	BK DX524	BK DX508
	3.0L	L.D. Brakes 3 spd L.D. Axle	D	CV5060		CV5508	BK DX523	BK DX503
	3.0L	L.D. Brakes 3 spd L.D. Axle	P	CV5061		CV5508	BK DX523	BK DX503
	3.0L	L.D. Brakes 4 spd	D	CV5087		CV5508	BK DX523	BK DX503
	3.0L	L.D. Brakes 4 spd	P	CV5088		CV5508	BK DX523	BK DX503
	3.8L	L.D. Brakes 4 spd	D	CV5087		CV5508	BK DX523	BK DX503
	3.8L	L.D. Brakes 4 spd	P	CV5088		CV5508	BK DX523	BK DX503
	4.3L	H.D. Brakes 3 spd H.D. Axle	D	CV5046		CV5507	BK DX524	BK DX508
	4.3L	H.D. Brakes 3 spd H.D. Axle	P	CV5047		CV5507	BK DX524	BK DX508
	4.3L	H.D. Brakes 4 spd	D	CV5042		CV5507	BK DX524	BK DX508

OLDSMOBILE (cont.)

Year Année Ano	Engine	Application Aplicacion	Side Coté Lado	Reman CV Shaft Cardan réusiné Cardanica resinada	CV Shaft w/New Outer Joint Cardan avec Joint Ext. Neuf	Reman Outer Joint & Boot Joint Ext. réusiné & Soufflet	Outer Boot Kit Ensemble Soufflet Extérieur Juegos de bota exterior	Inner Boot Kit Ensemble Soufflet Intérieur Juegos de bota Interior
OLDSMOBILE (Cont'd)								
CUTLASS CIERA (Cont'd)								
1985	4.3L	H.D. Brakes 4 spd	P	CV5043		CV5507	BK DX524	BK DX508
	4.3L	L.D. Brakes 3 spd L.D. Axle	D	CV5060		CV5508	BK DX523	BK DX503
	4.3L	L.D. Brakes 3 spd L.D. Axle	P	CV5061		CV5508	BK DX523	BK DX503
	4.3L	L.D. Brakes 4 spd	D	CV5087		CV5508	BK DX523	BK DX503
	4.3L	L.D. Brakes 4 spd	P	CV5088		CV5508	BK DX523	BK DX503
1984	2.5L, 2.8L	H.D. Brakes 4 spd	D	CV5042		CV5501	BK DX505	BK DX508
	2.5L, 2.8L	H.D. Brakes 4 spd	P	CV5043		CV5501	BK DX505	BK DX508
	2.5L, 2.8L	L.D. Brakes 4 spd	D	CV5087		CV5518	BK DX510	BK DX503
	2.5L, 2.8L	L.D. Brakes 4 spd	P	CV5088		CV5518	BK DX510	BK DX503
	2.5L, 2.8L, 3.0L, 3.8L, 4.3L	H.D. Brakes 3 spd	D	CV5046		CV5501	BK DX505	BK DX508
	2.5L, 2.8L, 3.0L, 3.8L, 4.3L	H.D. Brakes 3 spd	P	CV5047		CV5501	BK DX505	BK DX508
	2.5L, 2.8L, 3.0L, 3.8L, 4.3L	L.D. Brakes 3 spd	D	CV5060		CV5518	BK DX510	BK DX503
	2.5L, 2.8L, 3.0L, 3.8L, 4.3L	L.D. Brakes 3 spd	P	CV5061		CV5518	BK DX510	BK DX503
	3.0L	H.D. Brakes 4 spd	D	CV5042		CV5501	BK DX505	BK DX508
	3.0L	H.D. Brakes 4 spd	P	CV5043		CV5501	BK DX505	BK DX508
	3.0L	L.D. Brakes 4 spd	D	CV5087		CV5518	BK DX510	BK DX503
	3.0L	L.D. Brakes 4 spd	P	CV5088		CV5518	BK DX510	BK DX503
	3.8L	H.D. Brakes 4 spd	D	CV5042		CV5501	BK DX505	BK DX508
	3.8L	H.D. Brakes 4 spd	P	CV5043		CV5501	BK DX505	BK DX508
	3.8L	L.D. Brakes 4 spd	D	CV5087		CV5518	BK DX510	BK DX503
	3.8L	L.D. Brakes 4 spd	P	CV5088		CV5518	BK DX510	BK DX503
	4.3L	H.D. Brakes 4 spd	D	CV5042		CV5501	BK DX505	BK DX508
	4.3L	H.D. Brakes 4 spd	P	CV5043		CV5501	BK DX505	BK DX508
	4.3L	L.D. Brakes 4 spd	D	CV5087		CV5518	BK DX510	BK DX503
	4.3L	L.D. Brakes 4 spd	P	CV5088		CV5518	BK DX510	BK DX503
1983	2.5L, 2.8L, 3.0L, 4.3L	H.D. Brakes w/Cylindrical Tulip	D	CV5046		CV5501	BK DX505	BK DX506
	2.5L, 2.8L, 3.0L, 4.3L	H.D. Brakes w/Cylindrical Tulip	P	CV5047		CV5501	BK DX505	BK DX506
	2.5L, 2.8L, 3.0L, 4.3L	H.D. Brakes w/Y-Shaped Tulip	D	CV5046		CV5501	BK DX505	BK DX508
	2.5L, 2.8L, 3.0L, 4.3L	H.D. Brakes w/Y-Shaped Tulip	P	CV5047		CV5501	BK DX505	BK DX508
	2.5L, 2.8L, 3.0L, 4.3L	L.D. Brakes w/Cylindrical Tulip	D	CV5005		CV5502	BK DX510	BK DX501
	2.5L, 2.8L, 3.0L, 4.3L	L.D. Brakes w/Cylindrical Tulip	P	CV5006		CV5502	BK DX510	BK DX501
	2.5L, 2.8L, 3.0L, 4.3L	L.D. Brakes w/Y-Shaped Tulip	D	CV5005		CV5502	BK DX510	BK DX503
	2.5L, 2.8L, 3.0L, 4.3L	L.D. Brakes w/Y-Shaped Tulip	P	CV5006		CV5502	BK DX510	BK DX503
	1982	2.5L, 2.8L, 3.0L, 4.3L		D	CV5005		CV5502	BK DX510
2.5L, 2.8L, 3.0L, 4.3L			P	CV5006		CV5502	BK DX510	BK DX501
CUTLASS SUPREME								
1997-95	3.1L	w/ ABS	D	CV5248		CV5525X	BK DX524	BK DX508
	3.1L	w/ ABS	P	CV5249		CV5525X	BK DX524	BK DX508

OLDSMOBILE (cont.)

Year Année Ano	Engine	Application Applicacion	Side Coté Lado	Reman CV Shaft Cardan réusiné Cardanica resinada	CV Shaft w/New Outer Joint Cardan avec Joint Ext. Neuf	Reman Outer Joint & Boot Joint Ext. réusiné & Soufflet	Outer Boot Kit Ensemble Soufflet Extérieur Juegos de bota exterior	Inner Boot Kit Ensemble Soufflet Intérieur Juegos de bota Interior
OLDSMOBILE (Cont'd)								
CUTLASS SUPREME (Cont'd)								
1997-95	3.1L	w/o ABS	D	CV5208		CV5525	BK DX524	BK DX508
	3.1L	w/o ABS	P	CV5207		CV5525	BK DX524	BK DX508
1996-95	3.4L	w/ ABS	D	CV5248		CV5525X	BK DX524	BK DX508
	3.4L	w/ ABS	P	CV5249		CV5525X	BK DX524	BK DX508
	3.4L	w/o ABS	D	CV5208		CV5525	BK DX524	BK DX508
	3.4L	w/o ABS	P	CV5207		CV5525	BK DX524	BK DX508
1994-93	3.1L	AT 3 spd. w/ ABS	D	CV5225		CV5525X	BK DX524	BK DX508
	3.1L	AT 3 spd. w/ ABS	P	CV5226		CV5525X	BK DX524	BK DX508
	3.1L	AT 3 spd. w/o ABS	D	CV5194		CV5525	BK DX524	BK DX508
	3.1L	AT 3 spd. w/o ABS	P	CV5195		CV5525	BK DX524	BK DX508
	3.1L	AT 4 spd. w/ ABS	D	CV5248		CV5525X	BK DX524	BK DX508
	3.1L	AT 4 spd. w/ ABS	P	CV5249		CV5525X	BK DX524	BK DX508
	3.1L	AT 4 spd. w/o ABS	D	CV5208		CV5525	BK DX524	BK DX508
	3.1L	AT 4 spd. w/o ABS	P	CV5207		CV5525	BK DX524	BK DX508
1994-91	3.4L	AT w/ ABS	D	CV5248		CV5525X	BK DX524	BK DX508
	3.4L	AT w/ ABS	P	CV5249		CV5525X	BK DX524	BK DX508
	3.4L	AT w/o ABS	D	CV5208		CV5525	BK DX524	BK DX508
	3.4L	AT w/o ABS	P	CV5207		CV5525	BK DX524	BK DX508
1992-91	3.1L, 3.4L	MT w/ ABS	D	CV5248		CV5525X	BK DX524	BK DX508
	3.1L, 3.4L	MT w/ ABS	P	CV5249		CV5525X	BK DX524	BK DX508
	3.1L, 3.4L	MT w/o ABS	D	CV5208		CV5525	BK DX524	BK DX508
	3.1L, 3.4L	MT w/o ABS	P	CV5207		CV5525	BK DX524	BK DX508
1992-89	3.1L	AT w/ ABS	D	CV5161		CV5525X	BK DX524	BK DX508
	3.1L	AT w/ ABS	P	CV5162		CV5525X	BK DX524	BK DX508
	3.1L	AT w/o ABS	D	CV5157		CV5525	BK DX524	BK DX508
	3.1L	AT w/o ABS	P	CV5158		CV5525	BK DX524	BK DX508
1991	2.3L	MT w/ ABS	D	CV5248		CV5525X	BK DX524	BK DX508
	2.3L	MT w/ ABS	P	CV5249		CV5525X	BK DX524	BK DX508
	2.3L	MT w/o ABS	D	CV5208		CV5525	BK DX524	BK DX508
	2.3L	MT w/o ABS	P	CV5207		CV5525	BK DX524	BK DX508
1991-90	2.3L	AT w/ ABS	D	CV5225		CV5525X	BK DX524	BK DX508
	2.3L	AT w/ ABS	P	CV5226		CV5525X	BK DX524	BK DX508
	2.3L	AT w/o ABS	D	CV5194		CV5525	BK DX524	BK DX508
	2.3L	AT w/o ABS	P	CV5195		CV5525	BK DX524	BK DX508
1990	2.3L	MT w/ ABS	D	CV5159		CV5525X	BK DX524	BK DX508
	2.3L	MT w/ ABS	P	CV5160		CV5525X	BK DX524	BK DX508
	2.3L	MT w/o ABS	D	CV5155		CV5525	BK DX524	BK DX508
	2.3L	MT w/o ABS	P	CV5156		CV5525	BK DX524	BK DX508
1990-89	3.1L	MT w/ ABS	D	CV5159		CV5525X	BK DX524	BK DX508
	3.1L	MT w/ ABS	P	CV5160		CV5525X	BK DX524	BK DX508
	3.1L	MT w/o ABS	D	CV5155		CV5525	BK DX524	BK DX508
	3.1L	MT w/o ABS	P	CV5156		CV5525	BK DX524	BK DX508
1989-88	2.8L	AT w/ ABS	D	CV5161		CV5525X	BK DX524	BK DX508
	2.8L	AT w/ ABS	P	CV5162		CV5525X	BK DX524	BK DX508
	2.8L	AT w/o ABS	D	CV5157		CV5525	BK DX524	BK DX508
	2.8L	AT w/o ABS	P	CV5158		CV5525	BK DX524	BK DX508
	2.8L	MT w/ ABS	D	CV5159		CV5525X	BK DX524	BK DX508
	2.8L	MT w/ ABS	P	CV5160		CV5525X	BK DX524	BK DX508
	2.8L	MT w/o ABS	D	CV5155		CV5525	BK DX524	BK DX508
	2.8L	MT w/o ABS	P	CV5156		CV5525	BK DX524	BK DX508

OLDSMOBILE (cont.)

Year Année Ano	Engine	Application Applicacion	Side Coté Lado	Reman CV Shaft Cardan réusiné Cardanica resinada	CV Shaft w/New Outer Joint Cardan avec Joint Ext. Neuf	Reman Outer Joint & Boot Joint Ext. réusiné & Soufflet	Outer Boot Kit Ensemble Soufflet Extérieur Juegos de bota exterior	Inner Boot Kit Ensemble Soufflet Intérieur Juegos de bota Interior
OLDSMOBILE (Cont'd)								
CUTLASS SUPREME (Cont'd)								
1988	5.0L	MT w/ ABS	D	CV5159		CV5525X	BK DX524	BK DX508
	5.0L	MT w/ ABS	P	CV5160		CV5525X	BK DX524	BK DX508
	5.0L	MT w/o ABS	D	CV5155		CV5525	BK DX524	BK DX508
	5.0L	MT w/o ABS	P	CV5156		CV5525	BK DX524	BK DX508
DELTA 88								
1999-98	3.8L	w/ 2.86 Gear Ratio (FQ3)	D	CV5357		CV5562	BK DX524	BK DX508
	3.8L	w/ 2.86 Gear Ratio (FQ3)	P	CV5247		CV5562	BK DX524	BK DX508
	3.8L	w/ 3.05 Gear Ratio (F83)	D	CV5358		CV5562	BK DX524	BK DX553
	3.8L	w/ 3.05 Gear Ratio (F83)	P	CV5359		CV5562	BK DX524	BK DX553
1997	3.8L	w/ 2.84 Gear Ratio (F17)	D	CV5246		CV5562	BK DX524	BK DX508
	3.8L	w/ 2.84 Gear Ratio (F17)	P	CV5247		CV5562	BK DX524	BK DX508
	3.8L	w/ 3.06 Gear Ratio (FW2)	D	CV5334		CV5562	BK DX524	BK DX553
	3.8L	w/ 3.06 Gear Ratio (FW2)	P	CV5335		CV5562	BK DX524	BK DX553
1996-95	3.8L	w/o Supercharger w/ 2.84 Gear Ratio (F17)	D	CV5246		CV5562	BK DX524	BK DX508
	3.8L	w/o Supercharger w/ 2.84 Gear Ratio (F17)	P	CV5247		CV5562	BK DX524	BK DX508
	3.8L	w/o Supercharger w/ 3.06 Gear Ratio (FW2)	D	CV5296		CV5564	BK DX524	BK DX548
	3.8L	w/o Supercharger w/ 3.06 Gear Ratio (FW2)	P	CV5297		CV5564	BK DX524	BK DX548
1995	3.8L	Supercharged	D	CV5296		CV5564	BK DX524	BK DX548
	3.8L	Supercharged	P	CV5297		CV5564	BK DX524	BK DX548
1994-92	3.8L	w/o Supercharger	D	CV5246		CV5562	BK DX524	BK DX508
	3.8L	w/o Supercharger	P	CV5247		CV5562	BK DX524	BK DX508
1991-87	3.8L	w/ ABS	D	CV5112		CV5507Z	BK DX524	BK DX508
	3.8L	w/ ABS	P	CV5113		CV5507Z	BK DX524	BK DX508
1991-86	3.8L	w/o ABS	D	CV5098		CV5507	BK DX524	BK DX508
	3.8L	w/o ABS	P	CV5099		CV5507	BK DX524	BK DX508
1986	3.0L	w/o ABS	D	CV5098		CV5507	BK DX524	BK DX508
	3.0L	w/o ABS	P	CV5099		CV5507	BK DX524	BK DX508
	3.0L, 3.8L	w/ ABS	D	CV5107		CV5507Z	BK DX524	BK DX508
	3.0L, 3.8L	w/ ABS	P	CV5108		CV5507Z	BK DX524	BK DX508
FIRENZA								
1988-85	2.0L	AT	D	CV5048		CV5508	BK DX523	BK DX503
	2.0L	AT	P	CV5058		CV5508	BK DX523	BK DX503
	2.0L	MT	D	CV5057		CV5508	BK DX523	BK DX503
	2.0L	MT	P	CV5056		CV5508	BK DX523	BK DX503
1987-85	2.8L	AT	D	CV5048		CV5508	BK DX523	BK DX503
	2.8L	AT	P	CV5058		CV5508	BK DX523	BK DX503
	2.8L	MT	D	CV5091		CV5510	BK DX524	BK DX508
	2.8L	MT	P	CV5090		CV5510	BK DX524	BK DX508
1986-85	1.8L	AT	D	CV5048		CV5508	BK DX523	BK DX503
	1.8L	AT	P	CV5058		CV5508	BK DX523	BK DX503
	1.8L	MT	D	CV5057		CV5508	BK DX523	BK DX503
	1.8L	MT	P	CV5056		CV5508	BK DX523	BK DX503
1984	1.8L	AT	D	CV5048		CV5518	BK DX510	BK DX503
	1.8L	AT	P	CV5058		CV5518	BK DX510	BK DX503
	1.8L	MT	D	CV5057		CV5518	BK DX510	BK DX503
	1.8L	MT	P	CV5056		CV5518	BK DX510	BK DX503

OLDSMOBILE (cont.)

Year Année Ano	Engine	Application Applicacion	Side Coté Lado	Reman CV Shaft Cardan réusiné Cardanica resinada	CV Shaft w/New Outer Joint Cardan avec Joint Ext. Neuf	Reman Outer Joint & Boot Joint Ext. réusiné & Soufflet	Outer Boot Kit Ensemble Soufflet Extérieur Juegos de bota exterior	Inner Boot Kit Ensemble Soufflet Intérieur Juegos de bota Interior
----------------------	--------	----------------------------	----------------------	---	---	---	---	---

OLDSMOBILE (Cont'd)

FIRENZA (Cont'd)

1984	2.0L	AT	D	CV5048		CV5518	BK DX510	BK DX503
	2.0L	AT	P	CV5058		CV5518	BK DX510	BK DX503
	2.0L	MT	D	CV5057		CV5518	BK DX510	BK DX503
	2.0L	MT	P	CV5056		CV5518	BK DX510	BK DX503
1983	1.8L	AT	D	CV5025		CV5502	BK DX510	BK DX501
	1.8L	AT	P	CV5026		CV5502	BK DX510	BK DX501
	1.8L	MT	D	CV5027		CV5502	BK DX510	BK DX503
	1.8L	MT	P	CV5028		CV5502	BK DX510	BK DX503
	2.0L	AT	D	CV5025		CV5502	BK DX510	BK DX501
	2.0L	AT	P	CV5026		CV5502	BK DX510	BK DX501
	2.0L	MT	D	CV5027		CV5502	BK DX510	BK DX503
	2.0L	MT	P	CV5028		CV5502	BK DX510	BK DX503
1982	1.8L	AT w/ AC	D	CV5025		CV5502	BK DX510	BK DX501
	1.8L	AT w/ AC	P	CV5026		CV5502	BK DX510	BK DX501
	1.8L	AT w/o AC	D	CV5003		CV5502	BK DX510	BK DX512
	1.8L	AT w/o AC	P	CV5024		CV5502	BK DX510	BK DX512
	1.8L	MT	D	CV5002		CV5502	BK DX510	BK DX512
	1.8L	MT	P	CV5018		CV5502	BK DX510	BK DX512

INTRIGUE

2002-00	3.5L	w/ 3.05 Gear Ratio (F83)	D	CV5376			BK DX524	BK DX508
	3.5L	w/ 3.05 Gear Ratio (F83)	P	CV5377			BK DX524	BK DX508
	3.5L	w/ 3.29 Gear Ratio (FR9)	D	CV5378			BK DX524	
	3.5L	w/ 3.29 Gear Ratio (FR9)	P	CV5379			BK DX524	
1999	3.5L		D	CV5373			BK DX524	BK DX508
	3.5L		P	CV5362			BK DX524	BK DX508
1999-98	3.8L		D	CV5361		CV5562	BK DX524	BK DX508
	3.8L		P	CV5370		CV5562	BK DX524	BK DX508

LSS

1999-98	3.8L	Supercharged	D	CV5358			BK DX524	BK DX553
	3.8L	Supercharged	P	CV5360			BK DX524	BK DX553
	3.8L	w/o Supercharger w/ 2.86 Gear Ratio (FQ3)	D	CV5357		CV5562	BK DX524	BK DX508
	3.8L	w/o Supercharger w/ 2.86 Gear Ratio (FQ3)	P	CV5247		CV5562	BK DX524	BK DX508
	3.8L	w/o Supercharger w/ 3.05 Gear Ratio (F83)	D	CV5358			BK DX524	BK DX553
	3.8L	w/o Supercharger w/ 3.05 Gear Ratio (F83)	P	CV5359			BK DX524	BK DX553
1997	3.8L	Supercharged	D	CV5336			BK DX524	BK DX553
	3.8L	Supercharged	P	CV5337			BK DX524	BK DX553
	3.8L	w/o Supercharger w/ 3.06 Gear Ratio (FW2)	D	CV5334			BK DX524	BK DX553
	3.8L	w/o Supercharger w/ 3.06 Gear Ratio (FW2)	P	CV5335			BK DX524	BK DX553
1997-96	3.8L	w/o Supercharger w/ 2.84 Gear Ratio (F17)	D	CV5246		CV5562	BK DX524	BK DX508
	3.8L	w/o Supercharger w/ 2.84 Gear Ratio (F17)	P	CV5247		CV5562	BK DX524	BK DX508
1996	3.8L	Supercharged	D	CV5296		CV5564	BK DX524	BK DX548
	3.8L	Supercharged	P	CV5270		CV5564	BK DX524	BK DX548

OLDSMOBILE (cont.)

Year Année Ano	Engine	Application Aplicacion	Side Coté Lado	Reman CV Shaft Cardan réusiné Cardanica resinada	CV Shaft w/New Outer Joint Cardan avec Joint Ext. Neuf	Reman Outer Joint & Boot Joint Ext. réusiné & Soufflet	Outer Boot Kit Ensemble Soufflet Extérieur Juegos de bota exterior	Inner Boot Kit Ensemble Soufflet Intérieur Juegos de bota Interior
OLDSMOBILE (Cont'd)								
LSS (Cont'd)								
1996	3.8L	w/o Supercharger w/ 3.06 Gear Ratio (FW2)	P	CV5297		CV5564	BK DX524	BK DX548
OMEGA								
1984	2.5L	AT	D	CV5022		CV5518	BK DX510	BK DX512
	2.5L	AT	P	CV5023		CV5518	BK DX510	BK DX512
	2.5L	MT	D	CV5020		CV5518	BK DX510	BK DX512
	2.5L	MT	P	CV5021		CV5518	BK DX510	BK DX512
	2.8L	AT	D	CV5022		CV5518	BK DX510	BK DX512
	2.8L	AT	P	CV5023		CV5518	BK DX510	BK DX512
	2.8L	MT	D	CV5020		CV5518	BK DX510	BK DX512
	2.8L	MT	P	CV5021		CV5518	BK DX510	BK DX512
1983-80	2.5L	AT	D	CV5003		CV5502	BK DX510	BK DX512
	2.5L	AT	P	CV5004		CV5502	BK DX510	BK DX512
	2.5L	AT w/35mm Seal diameter on Inboard Housing Passenger Side	D	CV5003		CV5502	BK DX510	BK DX512
	2.5L	AT w/35mm Seal diameter on Inboard Housing Passenger Side	P	CV5004		CV5502	BK DX510	BK DX512
	2.5L	AT w/40mm Seal diameter on Inboard Housing Passenger Side	D	CV5003		CV5502	BK DX510	BK DX512
	2.5L	AT w/40mm Seal diameter on Inboard Housing Passenger Side	P	CV5004S		CV5502	BK DX510	BK DX512
	2.5L	MT	D	CV5002		CV5502	BK DX510	BK DX512
	2.5L	MT	P	CV5001		CV5502	BK DX510	BK DX512
	2.8L	AT	D	CV5003		CV5502	BK DX510	BK DX512
	2.8L	AT	P	CV5004		CV5502	BK DX510	BK DX512
	2.8L	MT	D	CV5002		CV5502	BK DX510	BK DX512
	2.8L	MT	P	CV5001		CV5502	BK DX510	BK DX512
REGENCY								
1998	3.8L	w/o Supercharger w/ 2.86 Gear Ratio (FQ3)	D	CV5357		CV5562	BK DX524	BK DX508
	3.8L	w/o Supercharger w/ 2.86 Gear Ratio (FQ3)	P	CV5247		CV5562	BK DX524	BK DX508
	3.8L	w/o Supercharger w/ 3.05 Gear Ratio (F83)	D	CV5358			BK DX524	BK DX553
	3.8L	w/o Supercharger w/ 3.05 Gear Ratio (F83)	P	CV5359			BK DX524	BK DX553
1997	3.8L	w/o Supercharger w/ 2.84 Gear Ratio (F17)	D	CV5246		CV5562	BK DX524	BK DX508
	3.8L	w/o Supercharger w/ 2.84 Gear Ratio (F17)	P	CV5247		CV5562	BK DX524	BK DX508
	3.8L	w/o Supercharger w/ 3.06 Gear Ratio (FW2)	D	CV5296		CV5564	BK DX524	BK DX548
	3.8L	w/o Supercharger w/ 3.06 Gear Ratio (FW2)	P	CV5297		CV5564	BK DX524	BK DX548
SILHOUETTE								
2002	3.4L	AWD	D	CV5376				
	3.4L	AWD	P	CV5418				
2002-00	3.4L	FWD	D	CV5376			BK DX524	BK DX508
	3.4L	FWD	P	CV5377			BK DX524	BK DX508
1999	3.4L		D	CV5361			BK DX524	BK DX508
	3.4L		P	CV5370			BK DX524	BK DX508
1998-97	3.4L		D	CV5369		CV5562	BK DX524	BK DX508

OLDSMOBILE (cont.)

Year Année Ano	Engine	Application Applicacion	Side Coté Lado	Reman CV Shaft Cardan réusiné Cardanica resinada	CV Shaft w/New Outer Joint Cardan avec Joint Ext. Neuf	Reman Outer Joint & Boot Joint Ext. réusiné & Soufflet	Outer Boot Kit Ensemble Soufflet Extérieur Juegos de bota exterior	Inner Boot Kit Ensemble Soufflet Intérieur Juegos de bota Interior
OLDSMOBILE (Cont'd)								
SILHOUETTE (Cont'd)								
1998-97	3.4L		P	CV5370		CV5562	BK DX524	BK DX508
1996	3.4L	AT 3 spd.	D	CV5277		CV5562	BK DX524	BK DX508
	3.4L	AT 3 spd.	P	CV5278		CV5562	BK DX524	BK DX508
	3.4L	AT 4 spd.	D	CV5279		CV5562	BK DX524	BK DX508
	3.4L	AT 4 spd.	P	CV5280		CV5562	BK DX524	BK DX508
1995-92	3.1L	AT 3 spd.	D	CV5277		CV5562	BK DX524	BK DX508
	3.1L	AT 3 spd.	P	CV5278		CV5562	BK DX524	BK DX508
	3.1L	AT 4 spd.	D	CV5279		CV5562	BK DX524	BK DX508
	3.1L	AT 4 spd.	P	CV5280		CV5562	BK DX524	BK DX508
	3.8L	AT 3 spd.	D	CV5277		CV5562	BK DX524	BK DX508
	3.8L	AT 3 spd.	P	CV5278		CV5562	BK DX524	BK DX508
	3.8L	AT 4 spd.	D	CV5279		CV5562	BK DX524	BK DX508
	3.8L	AT 4 spd.	P	CV5280		CV5562	BK DX524	BK DX508
1991-90	3.1L		D	CV5046		CV5507	BK DX524	BK DX508
	3.1L		P	CV5047		CV5507	BK DX524	BK DX508
TORONADO								
1992	3.8L		D	CV5260		CV5562	BK DX524	BK DX548
	3.8L		P	CV5261		CV5562	BK DX524	BK DX548
1991	3.8L		D	CV5126		CV5528X	BK DX524	BK DX548
	3.8L		P	CV5125		CV5528X	BK DX524	BK DX548
1990-89	3.8L	w/ ABS	D	CV5126		CV5528X	BK DX524	BK DX527
	3.8L	w/ ABS	P	CV5127		CV5528X	BK DX524	BK DX527
	3.8L	w/o ABS	D	CV5135		CV5528	BK DX524	BK DX527
	3.8L	w/o ABS	P	CV5136		CV5528	BK DX524	BK DX527
1988	3.8L	w/ ABS	D	CV5112		CV5507Z	BK DX524	BK DX527
	3.8L	w/ ABS	P	CV5113		CV5507Z	BK DX524	BK DX527
	3.8L	w/o ABS	D	CV5098		CV5521	BK DX524	BK DX527
	3.8L	w/o ABS	P	CV5099		CV5521	BK DX524	BK DX527
1987-86	3.8L	w/ ABS	D	CV5112		CV5507Z	BK DX524	BK DX508
	3.8L	w/ ABS	P	CV5113		CV5507Z	BK DX524	BK DX508
	3.8L	w/o ABS	D	CV5098		CV5521	BK DX524	BK DX508
	3.8L	w/o ABS	P	CV5099		CV5521	BK DX524	BK DX508
1985	5.0L		D	CV5037		CV5512	BK DX529	BK DX528
	5.0L		P	CV5036		CV5512	BK DX529	BK DX528
	5.7L		D	CV5037		CV5512	BK DX529	BK DX528
	5.7L		P	CV5036		CV5512	BK DX529	BK DX528
1984-81	4.1L		D	CV5037		CV5505	BK DX519	BK DX517
	4.1L		P	CV5036		CV5505	BK DX519	BK DX517
1984-80	5.0L		D	CV5037		CV5505	BK DX519	BK DX517
	5.0L		P	CV5036		CV5505	BK DX519	BK DX517
	5.7L		D	CV5037		CV5505	BK DX519	BK DX517
	5.7L		P	CV5036		CV5505	BK DX519	BK DX517
1980	3.8L		D	CV5037		CV5505	BK DX519	BK DX517
	3.8L		P	CV5036		CV5505	BK DX519	BK DX517
	4.3L		D	CV5037		CV5505	BK DX519	BK DX517
	4.3L		P	CV5036		CV5505	BK DX519	BK DX517
1979	5.7L	From #3257R9E107245	D	CV5037		CV5505	BK DX519	BK DX517
	5.7L	From #3257R9E107245	P	CV5036		CV5505	BK DX519	BK DX517
	5.7L	To #3257R9E107245	D	CV5037		CV5504	BK DX519	BK DX517
	5.7L	To #3257R9E107245	P	CV5036		CV5504	BK DX519	BK DX517

OLDSMOBILE (cont.)

Year Année Ano	Engine	Application Aplicacion	Side Coté Lado	Reman CV Shaft Cardan réusiné Cardanica resinada	CV Shaft w/New Outer Joint Cardan avec Joint Ext. Neuf	Reman Outer Joint & Boot Joint Ext. réusiné & Soufflet	Outer Boot Kit Ensemble Soufflet Extérieur Juegos de bota exterior	Inner Boot Kit Ensemble Soufflet Intérieur Juegos de bota Interior
OLDSMOBILE (Cont'd)								
TORONADO								
1978-77	6.6L		D	CV5076		CV5516	BK DX535	BK DX536
	6.6L		P	CV5077		CV5516	BK DX535	BK DX536
1976-68	7.5L		D	CV5076		CV5516	BK DX535	BK DX536
	7.5L		P	CV5077		CV5516	BK DX535	BK DX536
1967-66	7.0L		D	CV5076		CV5516	BK DX535	BK DX536
	7.0L		P	CV5077		CV5516	BK DX535	BK DX536
PASSPORT								
I-MARK								
1991-89	1.6L	DOHC	D	CV5235		CV5524	BK DX217	BK DX218
	1.6L	DOHC	P	CV5236		CV5524	BK DX217	BK DX218
	1.6L	SOHC AT w/o Turbo	D	CV5114		CV5520	BK DX373	BK DX215
	1.6L	SOHC AT w/o Turbo	P	CV5115		CV5523	BK DX380	BK DX211
	1.6L	SOHC MT w/o Turbo	D	CV5116		CV5520	BK DX373	BK DX215
	1.6L	SOHC MT w/o Turbo	P	CV5117		CV5523	BK DX380	BK DX211
1989	1.5L	DOHC	D	CV5235		CV5524	BK DX217	BK DX218
	1.5L	DOHC	P	CV5236		CV5524	BK DX217	BK DX218
	1.5L	SOHC AT w/o Turbo	D	CV5114		CV5520	BK DX373	BK DX215
	1.5L	SOHC AT w/o Turbo	P	CV5115		CV5523	BK DX380	BK DX211
	1.5L	SOHC MT w/o Turbo	D	CV5116		CV5520	BK DX373	BK DX215
	1.5L	SOHC MT w/o Turbo	P	CV5117		CV5523	BK DX380	BK DX211
	1.5L	SOHC Turbo	D	CV5174		CV5524	BK DX217	BK DX218
	1.5L	SOHC Turbo	P	CV5151		CV5524	BK DX217	BK DX218
OPTIMA								
1991-89	1.6L	AT	D	CV5190		CV5533	BK DX521	BK DX522
	1.6L	AT	P	CV5191		CV5533	BK DX521	BK DX543
	1.6L	MT	D	CV5188		CV5533	BK DX521	BK DX543
	1.6L	MT	P	CV5189		CV5533	BK DX521	BK DX543
	2.0L	AT	D	CV5178		CV5534	BK DX521	BK DX522
	2.0L	AT	P	CV5179		CV5534	BK DX521	BK DX543
	2.0L	MT	D	CV5180		CV5534	BK DX521	BK DX543
	2.0L	MT	P	CV5181		CV5534	BK DX521	BK DX543
1988	1.6L	AT w/ 3 Pleat Boot	D	CV5190		CV5533	BK DX521	BK DX522
	1.6L	AT w/ 3 Pleat Boot	P	CV5191		CV5533	BK DX521	BK DX543
	1.6L	AT w/ 4 Pleat Boot	D	CV5190		CV5532	BK DX702	BK DX503
	1.6L	AT w/ 4 Pleat Boot	P	CV5191		CV5532	BK DX702	BK DX539
	1.6L	MT w/ 3 Pleat Outboard Boot w/22 Spline Tulip	D	CV5182		CV5533	BK DX521	BK DX543
	1.6L	MT w/ 3 Pleat Outboard Boot w/22 Spline Tulip	P	CV5183		CV5533	BK DX521	BK DX543
	1.6L	MT w/ 3 Pleat Outboard Boot w/34 Spline Tulip	D	CV5188		CV5533	BK DX521	BK DX543
	1.6L	MT w/ 3 Pleat Outboard Boot w/34 Spline Tulip	P	CV5189		CV5533	BK DX521	BK DX543
	1.6L	MT w/ 4 Pleat Outboard Boot w/22 Spline Tulip	D	CV5186		CV5532	BK DX702	BK DX540
	1.6L	MT w/ 4 Pleat Outboard Boot w/22 Spline Tulip	P	CV5187		CV5532	BK DX702	BK DX540
PICKUP								
1990-89	2.3L, 2.6L		D	CV9505	CVX9505	CV9527	BK DX370	BK DX369
	2.3L, 2.6L		P	CV9506	CVX9506	CV9527	BK DX370	BK DX369

PASSPORT (cont.)

Year Année Ano	Engine	Application Applicacion	Side Coté Lado	Reman CV Shaft Cardan réusiné Cardanica resinada	CV Shaft w/New Outer Joint Cardan avec Joint Ext. Neuf	Reman Outer Joint & Boot Joint Ext. réusiné & Soufflet	Outer Boot Kit Ensemble Soufflet Extérieur Juegos de bota exterior	Inner Boot Kit Ensemble Soufflet Intérieur Juegos de bota Interior
----------------------	--------	----------------------------	----------------------	---	---	---	---	---

PASSPORT (Cont'd)

TROOPER II

1991-89	2.6L, 2.8L		D	CV9505	CVX9505	CV9527	BK DX370	BK DX369
	2.6L, 2.8L		P	CV9506	CVX9506	CV9527	BK DX370	BK DX369

PEUGEOT

405

1991-89	1.9L	w/ ABS	D	CV6413		CV6513X	BK DX212	BK DX623
	1.9L	w/ ABS	P	CV6414		CV6513X	BK DX212	BK DX623
	1.9L	w/ Bendix ABS 29 Teeth	D	CV6413		CV6513X	BK DX212	BK DX623
	1.9L	w/ Bendix ABS 29 Teeth	P	CV6414		CV6513X	BK DX212	BK DX623
	1.9L	w/ Bosch ABS 90 Teeth	D	CV6421		CV6513Y	BK DX212	BK DX623
	1.9L	w/ Bosch ABS 90 Teeth	P	CV6422		CV6513Y	BK DX212	BK DX623
	1.9L	w/o ABS	D	CV6411		CV6513	BK DX212	BK DX623
	1.9L	w/o ABS	P	CV6412		CV6513	BK DX212	BK DX623

PLYMOUTH

ACCLAIM

1995-91	2.5L	w/o Turbo AT w/ ABS w/GKN Design	D	CV2072		CV2514AX	BK DX523AB	BK DX404
	2.5L	w/o Turbo AT w/ ABS w/GKN Design	P	CV2073		CV2514AX	BK DX523AB	BK DX404
	2.5L	w/o Turbo AT w/ ABS w/Saginaw Design	D	CV2072		CV2520X	BK DX524	BK DX223
	2.5L	w/o Turbo AT w/ ABS w/Saginaw Design	P	CV2073		CV2520X	BK DX524	BK DX223
	2.5L	w/o Turbo AT w/o ABS w/ACI Design	D	CV2063		CV2523	BK DX245	BK DX404
	2.5L	w/o Turbo AT w/o ABS w/ACI Design	P	CV2064		CV2523	BK DX245	BK DX404
	2.5L	w/o Turbo AT w/o ABS w/GKN Design	D	CV2063		CV2514A	BK DX523AB	BK DX404
	2.5L	w/o Turbo AT w/o ABS w/GKN Design	P	CV2064		CV2514A	BK DX523AB	BK DX404
	2.5L	w/o Turbo AT w/o ABS w/Saginaw Design	D	CV2063		CV2513	BK DX523	BK DX242
	2.5L	w/o Turbo AT w/o ABS w/Saginaw Design	P	CV2064		CV2513	BK DX523	BK DX242
	3.0L	AT w/ ABS w/Saginaw Design	D	CV2072		CV2520X	BK DX524	BK DX223
	3.0L	AT w/ ABS w/Saginaw Design	P	CV2073		CV2520X	BK DX524	BK DX223
	3.0L	MT w/ ABS w/GKN Design	D	CV2072		CV2514AX	BK DX523AB	BK DX404
	3.0L	MT w/ ABS w/GKN Design	P	CV2073		CV2514AX	BK DX523AB	BK DX404
	3.0L	MT w/ ABS w/Saginaw Design	D	CV2072		CV2520X	BK DX524	BK DX223
	3.0L	MT w/ ABS w/Saginaw Design	P	CV2073		CV2520X	BK DX524	BK DX223
1991	2.5L	Turbo AT w/ ABS w/GKN Design	D	CV2072		CV2514AX	BK DX523AB	BK DX404
	2.5L	Turbo AT w/ ABS w/GKN Design	P	CV2073		CV2514AX	BK DX523AB	BK DX404
	2.5L	Turbo AT w/ ABS w/Saginaw Design	D	CV2072		CV2520X	BK DX524	BK DX223
	2.5L	Turbo AT w/ ABS w/Saginaw Design	P	CV2073		CV2520X	BK DX524	BK DX223
	2.5L	Turbo MT w/ ABS w/GKN Design	D	CV2072		CV2514AX	BK DX523AB	BK DX404
	2.5L	Turbo MT w/ ABS w/GKN Design	P	CV2072		CV2514AX	BK DX523AB	BK DX404
	2.5L	Turbo MT w/ ABS w/Saginaw Design	D	CV2072		CV2520X	BK DX524	BK DX223
	2.5L	Turbo MT w/ ABS w/Saginaw Design	P	CV2072		CV2520X	BK DX524	BK DX223
	2.5L	Turbo MT w/o ABS w/GKN Design	D	CV2063		CV2514A	BK DX523AB	BK DX404
	2.5L	Turbo MT w/o ABS w/GKN Design	P	CV2063		CV2514A	BK DX523AB	BK DX404
	2.5L	Turbo MT w/o ABS w/Saginaw Design	D	CV2063		CV2520	BK DX524	BK DX223
	2.5L	Turbo MT w/o ABS w/Saginaw Design	P	CV2063		CV2520	BK DX524	BK DX223
1990-89	2.5L	Turbo AT w/GKN Design	D	CV2063		CV2514	BK DX219	BK DX221
	2.5L	Turbo AT w/GKN Design	P	CV2064		CV2514	BK DX219	BK DX221
	2.5L	Turbo AT w/Saginaw Design	D	CV2063		CV2513	BK DX523	BK DX522
	2.5L	Turbo AT w/Saginaw Design	P	CV2064		CV2513	BK DX523	BK DX522
	2.5L	Turbo MT w/GKN Design	D	CV2063		CV2514	BK DX219	BK DX221

PLYMOUTH (cont.)

Year Année Ano	Engine	Application Applicacion	Side Coté Lado	Reman CV Shaft Cardan réusiné Cardanica resinada	CV Shaft w/New Outer Joint Cardan avec Joint Ext. Neuf	Reman Outer Joint & Boot Joint Ext. réusiné & Soufflet	Outer Boot Kit Ensemble Soufflet Extérieur Juegos de bota exterior	Inner Boot Kit Ensemble Soufflet Intérieur Juegos de bota Interior
PLYMOUTH (Cont'd)								
ACCLAIM (Cont'd)								
1990-89	2.5L	Turbo MT w/GKN Design	P	CV2063		CV2514	BK DX219	BK DX221
	2.5L	Turbo MT w/Saginaw Design	D	CV2063		CV2513	BK DX523	BK DX522
	2.5L	Turbo MT w/Saginaw Design	P	CV2063		CV2513	BK DX523	BK DX522
	2.5L	w/o Turbo 90mm dia Tulip GKN Design	D	CV2063		CV2514	BK DX219	BK DX220
	2.5L	w/o Turbo 90mm dia Tulip GKN Design	P	CV2064		CV2514	BK DX219	BK DX220
	2.5L	w/o Turbo GKN Design Closed Tulip	D	CV2063		CV2514	BK DX219	BK DX221
	2.5L	w/o Turbo GKN Design Closed Tulip	P	CV2064		CV2514	BK DX219	BK DX221
	2.5L	w/o Turbo Saginaw Design	D	CV2063		CV2513	BK DX523	BK DX522
	2.5L	w/o Turbo Saginaw Design	P	CV2064		CV2513	BK DX523	BK DX522
	3.0L	GKN Design	D	CV2063		CV2514	BK DX219	BK DX221
	3.0L	GKN Design	P	CV2064		CV2514	BK DX219	BK DX221
	3.0L	Saginaw Design	D	CV2063		CV2513	BK DX523	BK DX522
	3.0L	Saginaw Design	P	CV2064		CV2513	BK DX523	BK DX522
1989	2.2L	ACI Design	D	CV2061		CV2507	BK DX209	BK DX210
	2.2L	ACI Design	P	CV2062		CV2507	BK DX209	BK DX210
	2.2L	Saginaw Design	D	CV2061			BK DX523	BK DX522
	2.2L	Saginaw Design	P	CV2062			BK DX523	BK DX522
BREEZE								
2000	2.0L	w/ ABS	D	CV2280				
	2.0L	w/ ABS	P	CV2281				
	2.0L	w/o ABS	D	CV2278				
	2.0L	w/o ABS	P	CV2279				
	2.4L	w/ ABS	D	CV2280				
	2.4L	w/ ABS	P	CV2281				
	2.4L	w/o ABS	D	CV2278				
	2.4L	w/o ABS	P	CV2279				
1999-98	2.0L	w/ ABS	D	CV2243			BK DX524	BK DX241
	2.0L	w/ ABS	P	CV2244			BK DX524	BK DX241
	2.4L	w/ ABS	D	CV2243			BK DX524	BK DX241
	2.4L	w/ ABS	P	CV2244			BK DX524	BK DX241
1999-96	2.0L	w/o ABS	D	CV2167		CV2534	BK DX524	BK DX241
	2.0L	w/o ABS	P	CV2168		CV2534	BK DX524	BK DX241
	2.4L	w/o ABS	D	CV2167		CV2534	BK DX524	BK DX241
	2.4L	w/o ABS	P	CV2168		CV2534	BK DX524	BK DX241
1997-96	2.0L	w/ ABS	D	CV2169		CV2534X	BK DX524	BK DX241
	2.0L	w/ ABS	P	CV2170		CV2534X	BK DX524	BK DX241
1996	2.4L	w/ ABS	D	CV2169		CV2534X	BK DX524	BK DX241
	2.4L	w/ ABS	P	CV2170		CV2534X	BK DX524	BK DX241
CARAVELLE								
1988-87	2.2L	Turbo w/GKN Design	D	CV2063		CV2514	BK DX219	BK DX220
	2.2L	Turbo w/GKN Design	P	CV2065		CV2514	BK DX219	BK DX220
	2.2L	Turbo w/Saginaw Design	D	CV2063		CV2513	BK DX523	BK DX522
	2.2L	Turbo w/Saginaw Design	P	CV2065		CV2513	BK DX523	BK DX522
	2.2L	w/o Turbo w/ACI Design	D	CV2061		CV2507	BK DX209	BK DX210
	2.2L	w/o Turbo w/ACI Design	P	CV2062		CV2507	BK DX209	BK DX210
	2.2L	w/o Turbo w/Saginaw Design	D	CV2061		CV2513	BK DX523	BK DX522
	2.2L	w/o Turbo w/Saginaw Design	P	CV2062		CV2513	BK DX523	BK DX522
	2.5L	90mm dia Tulip GKN Design	D	CV2063		CV2514	BK DX219	BK DX220
	2.5L	90mm dia Tulip GKN Design	P	CV2064		CV2514	BK DX219	BK DX220
	2.5L	Closed Tulip GKN Design	D	CV2063		CV2514	BK DX219	BK DX221
	2.5L	Closed Tulip GKN Design	P	CV2064		CV2514	BK DX219	BK DX221

PLYMOUTH (cont.)

Year Année Ano	Engine	Application Applicacion	Side Coté Lado	Reman CV Shaft Cardan réusiné Cardanica resinada	CV Shaft w/New Outer Joint Cardan avec Joint Ext. Neuf	Reman Outer Joint & Boot Joint Ext. réusiné & Soufflet	Outer Boot Kit Ensemble Soufflet Extérieur Juegos de bota exterior	Inner Boot Kit Ensemble Soufflet Intérieur Juegos de bota Interior
PLYMOUTH (Cont'd)								
CARAVELLE (Cont'd)								
1988-87	2.5L	Saginaw Design	D	CV2063		CV2513	BK DX523	BK DX522
	2.5L	Saginaw Design	P	CV2064		CV2513	BK DX523	BK DX522
1987	2.2L	Turbo w/Citroen Design	D	CV2063		CV2509	BK DX212	BK DX214
	2.2L	Turbo w/Citroen Design	P	CV2065		CV2509	BK DX212	BK DX214
	2.2L	w/o Turbo w/82mm dia Tulip GKN Design	D	CV2063		CV2511	BK DX104	BK DX207
	2.2L	w/o Turbo w/82mm dia Tulip GKN Design	P	CV2064		CV2511	BK DX104	BK DX206
1986	2.2L	Turbo w/Saginaw Design	D	CV2028		CV2513	BK DX523	BK DX522
	2.2L	Turbo w/Saginaw Design	P	CV2028		CV2513	BK DX523	BK DX522
	2.2L	w/Saginaw Design	D	CV2028		CV2513	BK DX523	BK DX522
	2.2L	w/Saginaw Design	P	CV2027		CV2513	BK DX523	BK DX522
	2.5L	Citroen Design	D	CV2028		CV2509	BK DX212	BK DX214
	2.5L	Citroen Design	P	CV2027		CV2509	BK DX212	BK DX213
	2.5L	GKN Design	D	CV2028		CV2511	BK DX104	BK DX207
	2.5L	GKN Design	P	CV2027		CV2511	BK DX104	BK DX206
	2.5L	Saginaw Design	D	CV2028		CV2513	BK DX523	BK DX522
	2.5L	Saginaw Design	P	CV2027		CV2513	BK DX523	BK DX522
1986-85	2.2L	w/o Turbo w/ACI Design	D	CV2028		CV2507	BK DX209	BK DX210
	2.2L	w/o Turbo w/ACI Design	P	CV2027		CV2507	BK DX209	BK DX210
	2.2L	w/o Turbo w/GKN Design	D	CV2028		CV2506	BK DX201	BK DX203
	2.2L	w/o Turbo w/GKN Design	P	CV2027		CV2506	BK DX201	BK DX202
1986-84	2.2L	Turbo w/Citroen Design	D	CV2028		CV2509	BK DX212	BK DX214
	2.2L	Turbo w/Citroen Design	P	CV2028		CV2509	BK DX212	BK DX214
	2.2L	w/o Turbo w/Citroen Design	D	CV2028		CV2509	BK DX212	BK DX214
	2.2L	w/o Turbo w/Citroen Design	P	CV2027		CV2509	BK DX212	BK DX213
1985	2.6L	GKN Design	D	CV2028		CV2511	BK DX104	BK DX207
	2.6L	GKN Design	P	CV2027		CV2511	BK DX104	BK DX206
1985-84	2.6L	Citroen Design	D	CV2028		CV2509	BK DX212	BK DX214
	2.6L	Citroen Design	P	CV2027		CV2509	BK DX212	BK DX213
1984	2.2L	w/o Turbo w/GKN & ACI Design	D	CV2028		CV2506	BK DX201	BK DX210
	2.2L	w/o Turbo w/GKN & ACI Design	P	CV2027		CV2506	BK DX201	BK DX210
1983	2.2L, 2.6L		D	CV2022				
	2.2L, 2.6L		P	CV2021				
CHAMP								
1982	1.4L, 1.6L	Cylindrical Tulip	D	CV2040		CV2512	BK DX373A	BK DX215
	1.4L, 1.6L	Cylindrical Tulip	P	CV2041		CV2512	BK DX373A	BK DX215
	1.4L, 1.6L	Y-Shaped Tulip	D	CV2040		CV2512	BK DX373A	BK DX222
	1.4L, 1.6L	Y-Shaped Tulip	P	CV2041		CV2512	BK DX373A	BK DX222
1981-79	1.4L, 1.6L		D	CV9701		CV2510	BK DX373	BK DX215
	1.4L, 1.6L		P	CV9702		CV2510	BK DX373	BK DX215
COLT								
1994	2.4L	FWD Wagon MT	D	CV2137		CV1731	BK DX190AB	BK DX772
	2.4L	FWD Wagon MT	P	CV2138		CV1731	BK DX190AB	BK DX772
1994-93	1.5L		D	CV2127		CV2529	BK DX544AB	BK DX762
	1.5L		P	CV2128		CV2529	BK DX544AB	BK DX762
	1.8L	w/ABS exc. Wagon	D	CV2131		CV2530X	BK DX365	BK DX762
	1.8L	w/ABS exc. Wagon	P	CV2132		CV2530X	BK DX365	BK DX762
	1.8L	w/o ABS exc. Wagon	D	CV2129		CV2530	BK DX365	BK DX762
	1.8L	w/o ABS exc. Wagon	P	CV2130		CV2530	BK DX365	BK DX762
1994-92	1.8L	AWD Wagon	D	CV2145		CV1723	BK DX188	BK DX762

PLYMOUTH (cont.)

Year Année Ano	Engine	Application Applicacion	Side Coté Lado	Reman CV Shaft Cardan réusiné Cardanica resinada	CV Shaft w/New Outer Joint Cardan avec Joint Ext. Neuf	Reman Outer Joint & Boot Joint Ext. réusiné & Soufflet	Outer Boot Kit Ensemble Soufflet Extérieur Juegos de bota exterior	Inner Boot Kit Ensemble Soufflet Intérieur Juegos de bota Interior
PLYMOUTH (Cont'd)								
COLT (Cont'd)								
1994-92	1.8L	AWD Wagon	P	CV2146		CV1723	BK DX188	BK DX762
	2.4L	AWD Wagon	D	CV2143		CV1724	BK DX188	BK DX195
	2.4L	AWD Wagon	P	CV2144		CV1724	BK DX188	BK DX195
	2.4L	FWD Wagon AT	D	CV2135		CV1722	BK DX190	BK DX772
	2.4L	FWD Wagon AT	P	CV2136		CV1722	BK DX190	BK DX772
1992	1.8L	FWD Wagon	D	CV2139		CV1721	BK DX188	BK DX218
	1.8L	FWD Wagon	P	CV2140		CV1721	BK DX188	BK DX218
1992-89	1.5L	Usa only	D	CV2089		CV2512	BK DX373A	BK DX762
	1.5L	Usa only	P	CV2090		CV2512	BK DX373A	BK DX762
1990	1.6L	AT w/o Turbo	D	CV2097			BK DX307	BK DX768
	1.6L	AT w/o Turbo	P	CV2098			BK DX307	BK DX768
	1.6L	MT w/o Turbo	D	CV2118			BK DX217	BK DX218
	1.6L	MT w/o Turbo	P	CV2119			BK DX217	BK DX218
1990-89	1.8L	Front Shafts Wagon	D	CV2088		CV2510	BK DX373A	BK DX215
	1.8L	Front Shafts Wagon	P	CV2099		CV2510	BK DX373A	BK DX215
1989	1.6L	DOHC w/ Turbo	D	CV2091			BK DX308	BK DX772
	1.6L	DOHC w/ Turbo	P	CV2092			BK DX308	BK DX766
1988-87	1.5L	w/o Turbo	D	CV2075		CV2512	BK DX373A	BK DX762
	1.5L	w/o Turbo	P	CV2076		CV2512	BK DX373A	BK DX762
	1.6L	Turbo	D	CV2077		CV2515	BK DX217	BK DX768
	1.6L	Turbo	P	CV2083		CV2515	BK DX217	BK DX768
1986-85	1.5L	w/o Turbo	D	CV2045		CV2512	BK DX373	BK DX762
	1.5L	w/o Turbo	P	CV2046		CV2512	BK DX373	BK DX762
	1.6L	Turbo AT	D	CV2047		CV2515	BK DX217	BK DX218
	1.6L	Turbo AT	P	CV2048		CV2515	BK DX217	BK DX218
	1.6L	Turbo MT	D	CV2051		CV2515	BK DX217	BK DX218
	1.6L	Turbo MT	P	CV2052		CV2515	BK DX217	BK DX218
1984	1.6L	Turbo	D	CV2261		CV2515	BK DX217	BK DX218
	1.6L	Turbo	P	CV2262		CV2515	BK DX217	BK DX218
1984-82	1.4L	w/o Turbo	D	CV2040		CV2512	BK DX373A	BK DX222
	1.4L	w/o Turbo	P	CV2041		CV2512	BK DX373A	BK DX222
	1.6L	w/o Turbo	D	CV2040		CV2512	BK DX373A	BK DX222
	1.6L	w/o Turbo	P	CV2041		CV2512	BK DX373A	BK DX222
1981-79	1.4L		D	CV9701		CV2510	BK DX373	BK DX215
	1.4L		P	CV9702		CV2510	BK DX373	BK DX215
	1.6L		D	CV9701		CV2510	BK DX373	BK DX215
	1.6L		P	CV9702		CV2510	BK DX373	BK DX215
COLT 100								
1992-89	1.5L	w/o Turbo	D	CV2075		CV2512	BK DX373A	BK DX762
	1.5L	w/o Turbo	P	CV2076		CV2512	BK DX373A	BK DX762
1990-89	1.6L	Turbo	D	CV2077		CV2515	BK DX217	BK DX768
	1.6L	Turbo	P	CV2083		CV2515	BK DX217	BK DX768
COLT 200								
1992-89	1.5L		D	CV2089		CV2512	BK DX373A	BK DX762
	1.5L		P	CV2090		CV2512	BK DX373A	BK DX762
1989	1.6L	AT w/o Turbo	D	CV2097		CV1711	BK DX307	BK DX768
	1.6L	AT w/o Turbo	P	CV2098		CV1711	BK DX307	BK DX768
	1.6L	MT w/o Turbo	D	CV2118		CV2515	BK DX217	BK DX218
	1.6L	MT w/o Turbo	P	CV2119		CV2515	BK DX217	BK DX218
COLT VISTA								
1994-93	1.8L	FWD Wagon	D	CV2139		CV1721	BK DX188	BK DX218

PLYMOUTH (cont.)

Year Année Ano	Engine	Application Aplicacion	Side Coté Lado	Reman CV Shaft Cardan réusiné Cardanica resinada	CV Shaft w/New Outer Joint Cardan avec Joint Ext. Neuf	Reman Outer Joint & Boot Joint Ext. réusiné & Soufflet	Outer Boot Kit Ensemble Soufflet Extérieur Juegos de bota exterior	Inner Boot Kit Ensemble Soufflet Intérieur Juegos de bota Interior
PLYMOUTH (Cont'd)								
COLT VISTA (Cont'd)								
1994-93	1.8L	FWD Wagon	P	CV2140		CV1721	BK DX188	BK DX218
1993	1.8L	AWD Wagon	D	CV2145		CV1723	BK DX188	BK DX762
	1.8L	AWD Wagon	P	CV2146		CV1723	BK DX188	BK DX762
1993-92	2.4L	FWD Wagon MT	D	CV2137		CV1731	BK DX190AB	BK DX772
	2.4L	FWD Wagon MT	P	CV2138		CV1731	BK DX190AB	BK DX772
1991-84	2.0L	AWD	D	CV2080		CV1702	BK DX304	BK DX764
	2.0L	AWD	P	CV2081		CV1702	BK DX304	BK DX764
	2.0L	FWD	D	CV2082		CV2515	BK DX217	BK DX218
	2.0L	FWD	P	CV2083		CV2515	BK DX217	BK DX218
GRAND VOYAGER								
2000-96	3.0L	FWD w/ ABS	D	CV2218		CV2514BX	BK DX523AB	BK DX778
	3.0L	FWD w/ ABS	P	CV2219		CV2514BX	BK DX523AB	BK DX778
	3.0L	FWD w/o ABS	D	CV2221		CV2514B	BK DX523AB	BK DX778
	3.0L	FWD w/o ABS	P	CV2220		CV2514B	BK DX523AB	BK DX778
	3.0L, 3.3L	AWD Front Shafts	D	CV2218		CV2514BX	BK DX523AB	BK DX778
	3.0L, 3.3L	AWD Front Shafts	P	CV2217		CV2514BX	BK DX523AB	BK DX221
	3.0L, 3.3L	AWD Rear Shafts	D	CV2265	CVX2265		BK DX243	BK DX243
	3.0L, 3.3L	AWD Rear Shafts	P	CV2265	CVX2265		BK DX243	BK DX243
	3.3L	FWD w/ ABS	D	CV2218		CV2514BX	BK DX523AB	BK DX778
	3.3L	FWD w/ ABS	P	CV2219		CV2514BX	BK DX523AB	BK DX778
	3.3L	FWD w/o ABS	D	CV2221		CV2514B	BK DX523AB	BK DX778
	3.3L	FWD w/o ABS	P	CV2220		CV2514B	BK DX523AB	BK DX778
1999	3.8L	AWD Front Shafts	D	CV2218		CV2514BX	BK DX523AB	BK DX778
	3.8L	AWD Front Shafts	P	CV2217		CV2514BX	BK DX523AB	BK DX221
	3.8L	AWD Rear Shafts	D	CV2265	CVX2265		BK DX243	BK DX243
	3.8L	AWD Rear Shafts	P	CV2265	CVX2265		BK DX243	BK DX243
	3.8L	FWD w/ ABS	D	CV2218		CV2514BX	BK DX523AB	BK DX778
	3.8L	FWD w/ ABS	P	CV2219		CV2514BX	BK DX523AB	BK DX778
	3.8L	FWD w/o ABS	D	CV2221		CV2514B	BK DX523AB	BK DX778
	3.8L	FWD w/o ABS	P	CV2220		CV2514B	BK DX523AB	BK DX778
1997-96	2.4L	AWD Front Shafts	D	CV2218		CV2514BX	BK DX523AB	BK DX778
	2.4L	AWD Front Shafts	P	CV2217		CV2514BX	BK DX523AB	BK DX221
	2.4L	AWD Rear Shafts	D	CV2265	CVX2265		BK DX243	BK DX243
	2.4L	AWD Rear Shafts	P	CV2265	CVX2265		BK DX243	BK DX243
	2.4L	FWD w/ ABS	D	CV2218		CV2514BX	BK DX523AB	BK DX778
	2.4L	FWD w/ ABS	P	CV2219		CV2514BX	BK DX523AB	BK DX778
	2.4L	FWD w/o ABS	D	CV2221		CV2514B	BK DX523AB	BK DX778
	2.4L	FWD w/o ABS	P	CV2220		CV2514B	BK DX523AB	BK DX778
1995-94	3.8L	Front Shafts AWD w/ ABS	D	CV2103	CVX2103	CV2514AX	BK DX523AB	BK DX404
	3.8L	Front Shafts AWD w/ ABS	P	CV2106		CV2514AX	BK DX523AB	BK DX221
	3.8L	Front Shafts AWD w/o ABS	D	CV2042	CVX2042	CV2514A	BK DX523AB	BK DX404
	3.8L	Front Shafts AWD w/o ABS	P	CV2105		CV2514A	BK DX523AB	BK DX221
	3.8L	FWD w/ ABS	D	CV2103	CVX2103	CV2514AX	BK DX523AB	BK DX404
	3.8L	FWD w/ ABS	P	CV2101	CVX2101	CV2514AX	BK DX523AB	BK DX404
	3.8L	FWD w/o ABS	D	CV2042	CVX2042	CV2514A	BK DX523AB	BK DX404
	3.8L	FWD w/o ABS	P	CV2043	CVX2043	CV2514A	BK DX523AB	BK DX404
	3.8L	Rear Shafts AWD w/ ABS	D	CV2100	CVX2100		BK DX243	BK DX243
	3.8L	Rear Shafts AWD w/ ABS	P	CV2100	CVX2100		BK DX243	BK DX243
	3.8L	Rear Shafts AWD w/o ABS	D	CV2096	CVX2096		BK DX243	BK DX243
	3.8L	Rear Shafts AWD w/o ABS	P	CV2096	CVX2096		BK DX243	BK DX243
1995-92	3.0L	Front Shafts AWD w/ ABS	D	CV2103	CVX2103	CV2514AX	BK DX523AB	BK DX404
	3.0L	Front Shafts AWD w/ ABS	P	CV2106		CV2514AX	BK DX523AB	BK DX221

PLYMOUTH (cont.)

Year Année Ano	Engine	Application Applicacion	Side Coté Lado	Reman CV Shaft Cardan réusiné Cardanica resinada	CV Shaft w/New Outer Joint Cardan avec Joint Ext. Neuf	Reman Outer Joint & Boot Joint Ext. réusiné & Soufflet	Outer Boot Kit Ensemble Soufflet Extérieur Juegos de bota exterior	Inner Boot Kit Ensemble Soufflet Intérieur Juegos de bota Interior
PLYMOUTH (Cont'd)								
GRAND VOYAGER (Cont'd)								
1995-92	3.0L	Front Shafts AWD w/o ABS	D	CV2042	CVX2042	CV2514A	BK DX523AB	BK DX404
	3.0L	Front Shafts AWD w/o ABS	P	CV2105		CV2514A	BK DX523AB	BK DX221
	3.0L	FWD w/ ABS	D	CV2103	CVX2103	CV2514AX	BK DX523AB	BK DX404
	3.0L	FWD w/ ABS	P	CV2101	CVX2101	CV2514AX	BK DX523AB	BK DX404
	3.0L	FWD w/o ABS	D	CV2042	CVX2042	CV2514A	BK DX523AB	BK DX404
	3.0L	FWD w/o ABS	P	CV2043	CVX2043	CV2514A	BK DX523AB	BK DX404
	3.0L	Rear Shafts AWD w/ ABS	D	CV2100	CVX2100		BK DX243	BK DX243
	3.0L	Rear Shafts AWD w/ ABS	P	CV2100	CVX2100		BK DX243	BK DX243
	3.0L	Rear Shafts AWD w/o ABS	D	CV2096	CVX2096		BK DX243	BK DX243
	3.0L	Rear Shafts AWD w/o ABS	P	CV2096	CVX2096		BK DX243	BK DX243
	3.3L	FWD w/ ABS	D	CV2103	CVX2103	CV2514AX	BK DX523AB	BK DX404
	3.3L	FWD w/ ABS	P	CV2101	CVX2101	CV2514AX	BK DX523AB	BK DX404
	3.3L	FWD w/o ABS	D	CV2042	CVX2042	CV2514A	BK DX523AB	BK DX404
	3.3L	FWD w/o ABS	P	CV2043	CVX2043	CV2514A	BK DX523AB	BK DX404
1995-91	3.3L	Front Shafts AWD w/ ABS	D	CV2103	CVX2103	CV2514AX	BK DX523AB	BK DX404
	3.3L	Front Shafts AWD w/ ABS	P	CV2106		CV2514AX	BK DX523AB	BK DX221
	3.3L	Front Shafts AWD w/o ABS	D	CV2042	CVX2042	CV2514A	BK DX523AB	BK DX404
	3.3L	Front Shafts AWD w/o ABS	P	CV2105		CV2514A	BK DX523AB	BK DX221
	3.3L	Rear Shafts AWD w/ ABS	D	CV2100	CVX2100		BK DX243	BK DX243
	3.3L	Rear Shafts AWD w/ ABS	P	CV2100	CVX2100		BK DX243	BK DX243
	3.3L	Rear Shafts AWD w/o ABS	D	CV2096	CVX2096		BK DX243	BK DX243
	3.3L	Rear Shafts AWD w/o ABS	P	CV2096	CVX2096		BK DX243	BK DX243
1991	3.3L	FWD w/ ABS	D	CV2103	CVX2103	CV2514AX	BK DX523AB	BK DX220
	3.3L	FWD w/ ABS	P	CV2103	CVX2103	CV2514AX	BK DX523AB	BK DX220
	3.3L	FWD w/o ABS	D	CV2042	CVX2042	CV2514A	BK DX523AB	BK DX220
	3.3L	FWD w/o ABS	P	CV2042	CVX2042	CV2514A	BK DX523AB	BK DX220
1990	3.3L		D	CV2042	CVX2042	CV2514	BK DX219	BK DX220
	3.3L		P	CV2042	CVX2042	CV2514	BK DX219	BK DX220
1990-88	2.5L	w/o Turbo	D	CV2042	CVX2042	CV2514	BK DX219	BK DX220
	2.5L	w/o Turbo	P	CV2043	CVX2043	CV2514	BK DX219	BK DX220
1989	2.5L	AT Turbo	D	CV2042	CVX2042	CV2514	BK DX219	BK DX220
	2.5L	AT Turbo	P	CV2043	CVX2043	CV2514	BK DX219	BK DX220
	2.5L	MT Turbo	D	CV2042	CVX2042	CV2514	BK DX219	BK DX220
	2.5L	MT Turbo	P	CV2042	CVX2042	CV2514	BK DX219	BK DX220
1989-88	3.0L	GKN Design	D	CV2042	CVX2042	CV2514	BK DX219	BK DX220
	3.0L	GKN Design	P	CV2043	CVX2043	CV2514	BK DX219	BK DX220
HORIZON								
1990-87	2.2L	AT w/ GKN Design	D	CV2055		CV2505	BK DX201	BK DX203
	2.2L	AT w/ GKN Design	P	CV2056		CV2505	BK DX201	BK DX202
	2.2L	MT w/ GKN Design	D	CV2033		CV2505	BK DX201	BK DX203
	2.2L	MT w/ GKN Design	P	CV2032		CV2505	BK DX201	BK DX202
1986-84	1.6L, 2.2L	w/o Turbo or High Performance	D	CV2033		CV2505	BK DX201	BK DX203
	1.6L, 2.2L	w/o Turbo or High Performance	P	CV2032		CV2505	BK DX201	BK DX202
	2.2L	High Performance Citroen Design	D	CV2033		CV2509	BK DX212	BK DX214
	2.2L	High Performance Citroen Design	P	CV2032		CV2509	BK DX212	BK DX213
1983	1.6L, 2.2L	From 5/21/83	D	CV2033		CV2505	BK DX201	BK DX203
	1.6L, 2.2L	From 5/21/83	P	CV2032		CV2505	BK DX201	BK DX202
	1.7L	Splined Tulip	D	CV2023		CV2503	BK DX201	BK DX203
	1.7L	Splined Tulip	P	CV2024		CV2503	BK DX201	BK DX202
	2.2L	To 5/20/83	D	CV2020		CV2504	BK DX104	BK DX207
	2.2L	To 5/20/83	P	CV2019		CV2504	BK DX104	BK DX206
1983-81	1.7L	Bolt-on Tulip	D	CV2012		CV2503	BK DX201	BK DX205

PLYMOUTH (cont.)

Year Année Ano	Engine	Application Applicacion	Side Coté Lado	Reman CV Shaft Cardan réusiné Cardanica resinada	CV Shaft w/New Outer Joint Cardan avec Joint Ext. Neuf	Reman Outer Joint & Boot Joint Ext. réusiné & Soufflet	Outer Boot Kit Ensemble Soufflet Extérieur Juegos de bota exterior	Inner Boot Kit Ensemble Soufflet Intérieur Juegos de bota Interior
PLYMOUTH (Cont'd)								
HORIZON (Cont'd)								
1983-81	1.7L	Bolt-on Tulip	P	CV2011		CV2503	BK DX201	BK DX204
1982-81	1.7L	w/o retaining snap ring into the transmission	D	CV2018		CV2503	BK DX201	BK DX203
	1.7L	w/o retaining snap ring into the transmission	P	CV2017		CV2503	BK DX201	BK DX202
	1.7L	w/retaining snap ring into the transmission	D	CV2010		CV2503	BK DX201	BK DX203
	1.7L	w/retaining snap ring into the transmission	P	CV2009		CV2503	BK DX201	BK DX202
	2.2L	w/o retaining snap ring into the transmission	D	CV2020		CV2504	BK DX104	BK DX207
	2.2L	w/o retaining snap ring into the transmission	P	CV2019		CV2504	BK DX104	BK DX206
	2.2L	w/retaining snap ring into the transmission	D	CV2014		CV2504	BK DX104	BK DX207
	2.2L	w/retaining snap ring into the transmission	P	CV2013		CV2504	BK DX104	BK DX206
1980-79	1.7L	AT	D	CV2006		CV2502	BK DX201	BK DX203
	1.7L	AT	P	CV2005		CV2502	BK DX201	BK DX202
	1.7L	MT w/ Bolt-on Tulip	D	CV2008		CV2502	BK DX201	BK DX205
	1.7L	MT w/ Bolt-on Tulip	P	CV2007		CV2502	BK DX201	BK DX204
1978	1.7L	AT	D	CV2002		CV2501	BK DX201	BK DX203
	1.7L	AT	P	CV2001		CV2501	BK DX201	BK DX202
	1.7L	MT w/ Bolt-on Tulip	D	CV2004		CV2501	BK DX201	BK DX205
	1.7L	MT w/ Bolt-on Tulip	P	CV2003		CV2501	BK DX201	BK DX204
LASER								
1994-93	2.0L	FWD AT w/ Turbo	D	CV2263		CV2519	BK DX308	BK DX772
	2.0L	FWD AT w/ Turbo	P	CV2264		CV2519	BK DX308	BK DX772
	2.0L	FWD MT w/ Turbo	D	CV2199		CV2519	BK DX308	BK DX772
	2.0L	FWD MT w/ Turbo	P	CV2200		CV2519	BK DX308	BK DX772
	2.0L	w/o Turbo	D	CV2093	CVX2093	CV2519	BK DX308	BK DX772
	2.0L	w/o Turbo	P	CV2094	CVX2094	CV2519	BK DX308	BK DX772
1994-92	1.8L		D	CV2093	CVX2093	CV1710	BK DX307	BK DX218
	1.8L		P	CV2094	CVX2094	CV1710	BK DX307	BK DX218
1994-90	2.0L	AWD	D	CV2109	CVX2109	CV2522	BK DX307	BK DX768
	2.0L	AWD	P	CV2094	CVX2094	CV2522	BK DX307	BK DX768
1992-90	2.0L	FWD	D	CV2093	CVX2093	CV2519	BK DX308	BK DX772
	2.0L	FWD	P	CV2094	CVX2094	CV2519	BK DX308	BK DX772
1991-90	1.8L		D	CV2093	CVX2093	CV2522	BK DX307	BK DX768
	1.8L		P	CV2094	CVX2094	CV2522	BK DX307	BK DX768
NEON								
2001	2.0L	AT 3 Spd. w/ ABS	D	CV2270			BK DX544	
	2.0L	AT 3 Spd. w/ ABS	P	CV2271			BK DX544	
	2.0L	AT 3 Spd. w/o ABS	D	CV2268			BK DX544	
	2.0L	AT 3 Spd. w/o ABS	P	CV2269			BK DX544	
	2.0L	AT 4 spd	D	CV2297				
	2.0L	AT 4 spd	P	CV2298				
	2.0L	MT w/ Traction Control R/T	D	CV2297				
	2.0L	MT w/ Traction Control R/T	P	CV2298				
	2.0L	MT w/o Traction Control R/T w/ ABS	D	CV2270			BK DX544	
	2.0L	MT w/o Traction Control R/T w/ ABS	P	CV2273			BK DX544	
	2.0L	MT w/o Traction Control R/T w/o ABS	D	CV2268			BK DX544	

PLYMOUTH (cont.)

Year Année Ano	Engine	Application Aplicacion	Side Coté Lado	Reman CV Shaft Cardan réusiné Cardanica resinada	CV Shaft w/New Outer Joint Cardan avec Joint Ext. Neuf	Reman Outer Joint & Boot Joint Ext. réusiné & Soufflet	Outer Boot Kit Ensemble Soufflet Extérieur Juegos de bota exterior	Inner Boot Kit Ensemble Soufflet Intérieur Juegos de bota Interior
PLYMOUTH (Cont'd)								
NEON (Cont'd)								
2001	2.0L	MT w/o Traction Control R/T w/o ABS	P	CV2272			BK DX544	
2000	2.0L	AT w/ ABS	D	CV2270			BK DX544	
	2.0L	AT w/ ABS	P	CV2271			BK DX544	
	2.0L	AT w/o ABS	D	CV2268			BK DX544	
	2.0L	AT w/o ABS	P	CV2269			BK DX544	
	2.0L	MT w/ ABS	D	CV2270			BK DX544	
	2.0L	MT w/ ABS	P	CV2273			BK DX544	
	2.0L	MT w/o ABS	D	CV2268			BK DX544	
	2.0L	MT w/o ABS	P	CV2272			BK DX544	
1999-98	2.0L	AT w/ ABS	D	CV2255		CV2533X	BK DX544	BK DX244
	2.0L	AT w/ ABS	P	CV2256		CV2533X	BK DX544	BK DX244
	2.0L	MT w/ ABS	D	CV2259		CV2533X	BK DX544	BK DX244
	2.0L	MT w/ ABS	P	CV2260		CV2533X	BK DX544	BK DX244
1999-95	2.0L	AT w/o ABS	D	CV2159		CV2533	BK DX544	BK DX244
	2.0L	AT w/o ABS	P	CV2160		CV2533	BK DX544	BK DX244
	2.0L	MT w/o ABS	D	CV2159		CV2533	BK DX544	BK DX244
	2.0L	MT w/o ABS	P	CV2164		CV2533	BK DX544	BK DX244
1997-95	2.0L	AT w/ ABS	D	CV2161		CV2533X	BK DX544	BK DX244
	2.0L	AT w/ ABS	P	CV2162		CV2533X	BK DX544	BK DX244
	2.0L	MT w/ ABS	D	CV2161		CV2533X	BK DX544	BK DX244
	2.0L	MT w/ ABS	P	CV2166		CV2533X	BK DX544	BK DX244
RELIANT								
1989-87	2.2L	ACI Design	D	CV2061		CV2507	BK DX209	BK DX210
	2.2L	ACI Design	P	CV2062		CV2507	BK DX209	BK DX210
	2.2L	Saginaw Design	D	CV2061		CV2513	BK DX523	BK DX522
	2.2L	Saginaw Design	P	CV2062		CV2513	BK DX523	BK DX522
	2.5L	82mm dia Tulip GKN Design	D	CV2063		CV2511	BK DX104	BK DX207
	2.5L	82mm dia Tulip GKN Design	P	CV2064		CV2511	BK DX104	BK DX206
	2.5L	90mm dia Tulip GKN Design	D	CV2063		CV2514	BK DX219	BK DX220
	2.5L	90mm dia Tulip GKN Design	P	CV2064		CV2514	BK DX219	BK DX220
	2.5L	Closed Tulip GKN Design	D	CV2063		CV2514	BK DX219	BK DX221
	2.5L	Closed Tulip GKN Design	P	CV2064		CV2514	BK DX219	BK DX221
	2.5L	Saginaw Design	D	CV2063		CV2513	BK DX523	BK DX522
	2.5L	Saginaw Design	P	CV2064		CV2513	BK DX523	BK DX522
1986	2.2L	Turbo w/Citroen Design	D	CV2028		CV2509	BK DX212	BK DX214
	2.2L	Turbo w/Citroen Design	P	CV2028		CV2509	BK DX212	BK DX214
	2.5L	Citroen Design	D	CV2028		CV2509	BK DX212	BK DX214
	2.5L	Citroen Design	P	CV2027		CV2509	BK DX212	BK DX213
	2.5L	GKN Design	D	CV2028		CV2511	BK DX104	BK DX207
	2.5L	GKN Design	P	CV2027		CV2511	BK DX104	BK DX206
1986-84	2.2L	w/o Turbo w/ACI Design	D	CV2028		CV2507	BK DX209	BK DX210
	2.2L	w/o Turbo w/ACI Design	P	CV2027		CV2507	BK DX201	BK DX210
	2.2L	w/o Turbo w/Citroen Design	D	CV2028		CV2509	BK DX212	BK DX214
	2.2L	w/o Turbo w/Citroen Design	P	CV2027		CV2509	BK DX212	BK DX213
	2.2L	w/o Turbo w/GKN Design	D	CV2028		CV2506	BK DX201	BK DX203
	2.2L	w/o Turbo w/GKN Design	P	CV2027		CV2506	BK DX201	BK DX202
	2.2L	w/o Turbo w/Saginaw Design	D	CV2028		CV2513	BK DX523	BK DX523
	2.2L	w/o Turbo w/Saginaw Design	P	CV2027		CV2513	BK DX523	BK DX522
1985-84	2.6L	Citroen Design	D	CV2028		CV2509	BK DX212	BK DX214
	2.6L	Citroen Design	P	CV2027		CV2509	BK DX212	BK DX213
	2.6L	GKN Design	D	CV2028		CV2511	BK DX104	BK DX207
	2.6L	GKN Design	P	CV2027		CV2511	BK DX104	BK DX206

PLYMOUTH (cont.)

Year Année Ano	Engine	Application Aplicacion	Side Coté Lado	Reman CV Shaft Cardan réusiné Cardanica resinada	CV Shaft w/New Outer Joint Cardan avec Joint Ext. Neuf	Reman Outer Joint & Boot Joint Ext. réusiné & Soufflet	Outer Boot Kit Ensemble Soufflet Extérieur Juegos de bota exterior	Inner Boot Kit Ensemble Soufflet Intérieur Juegos de bota Interior
----------------------	--------	---------------------------	----------------------	---	---	---	---	---

PLYMOUTH (Cont'd)

RELIANT (Cont'd)

1983	2.2L	From 5/21/83 w/Citroen Design	D	CV2022		CV2508	BK DX212	BK DX214
	2.2L	From 5/21/83 w/Citroen Design	P	CV2021		CV2508	BK DX212	BK DX213
	2.2L	From 5/21/83 w/GKN Design	D	CV2022		CV2505	BK DX201	BK DX203
	2.2L	From 5/21/83 w/GKN Design	P	CV2021		CV2505	BK DX201	BK DX202
	2.2L	To 5/20/83 w/Citroen Design	D	CV2022		CV2508	BK DX212	BK DX214
	2.2L	To 5/20/83 w/Citroen Design	P	CV2021		CV2508	BK DX212	BK DX213
	2.2L	To 5/20/83 w/GKN Design	D	CV2022		CV2504	BK DX104	BK DX207
	2.2L	To 5/20/83 w/GKN Design	P	CV2021		CV2504	BK DX104	BK DX206
	2.6L	Citroen Design	D	CV2022		CV2508	BK DX212	BK DX214
	2.6L	Citroen Design	P	CV2021		CV2508	BK DX212	BK DX213
	2.6L	GKN Design	D	CV2022		CV2504	BK DX104	BK DX207
2.6L	GKN Design	P	CV2021		CV2504	BK DX104	BK DX206	
1982	2.2L, 2.6L	Early w/ retaining snap ring into the transmission w/Citroen Design	D	CV2016		CV2508	BK DX212	BK DX214
	2.2L, 2.6L	Early w/ retaining snap ring into the transmission w/Citroen Design	P	CV2015		CV2508	BK DX212	BK DX213
	2.2L, 2.6L	Early w/ retaining snap ring into the transmission w/GKN Design	D	CV2016		CV2504	BK DX104	BK DX207
	2.2L, 2.6L	Early w/ retaining snap ring into the transmission w/GKN Design	P	CV2015		CV2504	BK DX104	BK DX206
	2.2L, 2.6L	Late w/o retaining snap ring into the transmission w/Citroen Design	D	CV2022		CV2508	BK DX212	BK DX214
	2.2L, 2.6L	Late w/o retaining snap ring into the transmission w/Citroen Design	P	CV2021		CV2508	BK DX212	BK DX213
	2.2L, 2.6L	Late w/o retaining snap ring into the transmission w/GKN Design	D	CV2022		CV2504	BK DX104	BK DX207
	2.2L, 2.6L	Late w/o retaining snap ring into the transmission w/GKN Design	P	CV2021		CV2504	BK DX104	BK DX206
1981	2.2L	Citroen Design	D	CV2016		CV2508	BK DX212	BK DX214
	2.2L	Citroen Design	P	CV2015		CV2508	BK DX212	BK DX213
	2.2L	GKN Design	D	CV2016		CV2504	BK DX104	BK DX207
	2.2L	GKN Design	P	CV2015		CV2504	BK DX104	BK DX206
	2.6L	Citroen Design	D	CV2016		CV2508	BK DX212	BK DX214
	2.6L	Citroen Design	P	CV2015		CV2508	BK DX212	BK DX213
	2.6L	GKN Design	D	CV2016		CV2504	BK DX104	BK DX207
	2.6L	GKN Design	P	CV2015		CV2504	BK DX104	BK DX206

SCAMP

1983	2.2L	From 7/83	D	CV2033		CV2505	BK DX201	BK DX203
	2.2L	From 7/83	P	CV2032		CV2505	BK DX201	BK DX202
	2.2L	To 6/83	D	CV2020		CV2504	BK DX104	BK DX207
	2.2L	To 6/83	P	CV2019		CV2504	BK DX104	BK DX206

SUNDANCE

1994-92	3.0L	AT w/ ABS w/GKN Design	D	CV2072		CV2514AX	BK DX523AB	BK DX404
	3.0L	AT w/ ABS w/GKN Design	P	CV2073		CV2514AX	BK DX523AB	BK DX404
	3.0L	AT w/ ABS w/Saginaw Design	D	CV2072		CV2520X	BK DX524	BK DX223
	3.0L	AT w/ ABS w/Saginaw Design	P	CV2073		CV2520X	BK DX524	BK DX223
	3.0L	AT w/o ABS w/GKN Design	D	CV2063		CV2514A	BK DX523AB	BK DX404
	3.0L	AT w/o ABS w/GKN Design	P	CV2064		CV2514A	BK DX523AB	BK DX404
	3.0L	MT w/ ABS w/GKN Design	D	CV2072		CV2514AX	BK DX523AB	BK DX404
	3.0L	MT w/ ABS w/GKN Design	P	CV2073		CV2514AX	BK DX523AB	BK DX404
	3.0L	MT w/ ABS w/Saginaw Design	D	CV2072		CV2520X	BK DX524	BK DX223
	3.0L	MT w/ ABS w/Saginaw Design	P	CV2073		CV2520X	BK DX524	BK DX223
	3.0L	MT w/o ABS w/GKN Design	D	CV2063		CV2514A	BK DX523AB	BK DX404
	3.0L	MT w/o ABS w/GKN Design	P	CV2064		CV2514A	BK DX523AB	BK DX404

Year Année Ano	Engine	Application Applicacion	Side Coté Lado	Reman CV Shaft Cardan réusiné Cardanica resinada	CV Shaft w/New Outer Joint Cardan avec Joint Ext. Neuf	Reman Outer Joint & Boot Joint Ext. réusiné & Soufflet	Outer Boot Kit Ensemble Soufflet Extérieur Juegos de bota exterior	Inner Boot Kit Ensemble Soufflet Intérieur Juegos de bota Interior
PLYMOUTH (Cont'd)								
SUNDANCE								
1994-92	3.0L	MT w/o ABS w/GKN Design	P	CV2064		CV2514A	BK DX523AB	BK DX404
1994-91	2.2L, 2.5L	AT w/ ABS w/GKN Design	D	CV2072		CV2514AX	BK DX523AB	BK DX404
	2.2L, 2.5L	AT w/ ABS w/GKN Design	P	CV2073		CV2514AX	BK DX523AB	BK DX404
	2.2L, 2.5L	AT w/ ABS w/Saginaw Design	D	CV2072		CV2520X	BK DX524	BK DX223
	2.2L, 2.5L	AT w/ ABS w/Saginaw Design	P	CV2073		CV2520X	BK DX524	BK DX223
	2.2L, 2.5L	AT w/o ABS w/ACI Design	D	CV2063		CV2523	BK DX245	BK DX404
	2.2L, 2.5L	AT w/o ABS w/ACI Design	P	CV2064		CV2523	BK DX245	BK DX404
	2.2L, 2.5L	AT w/o ABS w/GKN Design	D	CV2063		CV2514A	BK DX523AB	BK DX404
	2.2L, 2.5L	AT w/o ABS w/GKN Design	P	CV2064		CV2514A	BK DX523AB	BK DX404
	2.2L, 2.5L	AT w/o ABS w/Saginaw Design	D	CV2063		CV2513	BK DX523	BK DX242
	2.2L, 2.5L	AT w/o ABS w/Saginaw Design	P	CV2064		CV2513	BK DX523	BK DX242
	2.2L, 2.5L	MT w/ ABS w/GKN Design	D	CV2072		CV2514AX	BK DX523AB	BK DX404
	2.2L, 2.5L	MT w/ ABS w/GKN Design	P	CV2073		CV2514AX	BK DX523AB	BK DX404
	2.2L, 2.5L	MT w/ ABS w/Saginaw Design	D	CV2072		CV2520X	BK DX524	BK DX223
	2.2L, 2.5L	MT w/ ABS w/Saginaw Design	P	CV2073		CV2520X	BK DX524	BK DX223
	2.2L, 2.5L	MT w/o ABS w/GKN Design	D	CV2063		CV2514A	BK DX523AB	BK DX404
	2.2L, 2.5L	MT w/o ABS w/GKN Design	P	CV2064		CV2514A	BK DX523AB	BK DX404
	2.2L, 2.5L	MT w/o ABS w/Saginaw Design	D	CV2063		CV2520	BK DX524	BK DX223
	2.2L, 2.5L	MT w/o ABS w/Saginaw Design	P	CV2064		CV2520	BK DX524	BK DX223
1991	2.5L	Turbo AT w/ ABS w/GKN Design	D	CV2072		CV2514AX	BK DX523AB	BK DX404
	2.5L	Turbo AT w/ ABS w/GKN Design	P	CV2073		CV2514AX	BK DX523AB	BK DX404
	2.5L	Turbo AT w/ ABS w/Saginaw Design	D	CV2072		CV2520X	BK DX524	BK DX223
	2.5L	Turbo AT w/ ABS w/Saginaw Design	P	CV2073		CV2520X	BK DX524	BK DX223
	2.5L	Turbo AT w/o ABS w/GKN Design	D	CV2063		CV2514A	BK DX523AB	BK DX404
	2.5L	Turbo AT w/o ABS w/GKN Design	P	CV2064		CV2514A	BK DX523AB	BK DX404
	2.5L	Turbo AT w/o ABS w/Saginaw Design	D	CV2063		CV2520	BK DX524	BK DX223
	2.5L	Turbo AT w/o ABS w/Saginaw Design	P	CV2064		CV2520	BK DX524	BK DX223
	2.5L	Turbo MT w/ ABS w/GKN Design	D	CV2072		CV2514AX	BK DX523AB	BK DX404
	2.5L	Turbo MT w/ ABS w/GKN Design	P	CV2072		CV2514AX	BK DX523AB	BK DX404
	2.5L	Turbo MT w/ ABS w/Saginaw Design	D	CV2072		CV2520X	BK DX524	BK DX223
	2.5L	Turbo MT w/ ABS w/Saginaw Design	P	CV2072		CV2520X	BK DX524	BK DX223
	2.5L	Turbo MT w/o ABS w/GKN Design	D	CV2063		CV2514A	BK DX523AB	BK DX404
	2.5L	Turbo MT w/o ABS w/GKN Design	P	CV2063		CV2514A	BK DX523AB	BK DX404
	2.5L	Turbo MT w/o ABS w/Saginaw Design	D	CV2063		CV2520	BK DX524	BK DX223
2.5L	Turbo MT w/o ABS w/Saginaw Design	P	CV2063		CV2520	BK DX524	BK DX223	
1990-89	2.5L	AT Turbo w/GKN Design	D	CV2063		CV2514	BK DX219	BK DX221
	2.5L	AT Turbo w/GKN Design	P	CV2064		CV2514	BK DX219	BK DX221
	2.5L	AT Turbo w/Saginaw Design	D	CV2063		CV2513	BK DX523	BK DX522
	2.5L	AT Turbo w/Saginaw Design	P	CV2064		CV2513	BK DX523	BK DX522
	2.5L	MT Turbo w/GKN Design	D	CV2063		CV2514	BK DX219	BK DX221
	2.5L	MT Turbo w/GKN Design	P	CV2063		CV2514	BK DX219	BK DX221
	2.5L	MT Turbo w/Saginaw Design	D	CV2063		CV2513	BK DX523	BK DX522
	2.5L	MT Turbo w/Saginaw Design	P	CV2063		CV2513	BK DX523	BK DX522
1990-88	2.5L	Closed Tulip GKN Design	D	CV2063		CV2514	BK DX219	BK DX221
	2.5L	Closed Tulip GKN Design	P	CV2064		CV2514	BK DX219	BK DX221
	2.5L	Saginaw Design	D	CV2063		CV2513	BK DX523	BK DX522
2.5L	Saginaw Design	P	CV2064		CV2513	BK DX523	BK DX522	
1990-87	2.2L	90mm dia Tulip GKN Design	D	CV2063		CV2514	BK DX219	BK DX220
	2.2L	90mm dia Tulip GKN Design	P	CV2064		CV2514	BK DX219	BK DX220
	2.2L	w/o Turbo w/ACI Design	D	CV2061		CV2507	BK DX209	BK DX210
	2.2L	w/o Turbo w/ACI Design	P	CV2062		CV2507	BK DX209	BK DX210

PLYMOUTH (cont.)

Year Année Ano	Engine	Application Aplicacion	Side Coté Lado	Reman CV Shaft Cardan réusiné Cardanica resinada	CV Shaft w/New Outer Joint Cardan avec Joint Ext. Neuf	Reman Outer Joint & Boot Joint Ext. réusiné & Soufflet	Outer Boot Kit Ensemble Soufflet Extérieur Juegos de bota exterior	Inner Boot Kit Ensemble Soufflet Intérieur Juegos de bota Interior
PLYMOUTH (Cont'd)								
SUNDANCE (Cont'd)								
1990-87	2.2L	w/o Turbo w/Saginaw Design	D	CV2061		CV2513	BK DX523	BK DX522
	2.2L	w/o Turbo w/Saginaw Design	P	CV2062		CV2513	BK DX523	BK DX522
1988	2.2L	Turbo w/IC Shelby GKN Design	D	CV2063		CV2514	BK DX219	BK DX220
	2.2L	Turbo w/IC Shelby GKN Design	P	CV2065		CV2514	BK DX219	BK DX220
1988-87	2.2L	Turbo w/GKN Design	D	CV2063		CV2514	BK DX219	BK DX220
	2.2L	Turbo w/GKN Design	P	CV2065		CV2514	BK DX219	BK DX220
	2.2L	Turbo w/Saginaw Design	D	CV2063		CV2513	BK DX523	BK DX522
	2.2L	Turbo w/Saginaw Design	P	CV2065		CV2513	BK DX523	BK DX522
1987	2.2L	Turbo w/Citroen Design	D	CV2063		CV2509	BK DX212	BK DX214
	2.2L	Turbo w/Citroen Design	P	CV2065		CV2509	BK DX212	BK DX214
TURISMO								
1985	1.6L	w/o Turbo or High Performance	D	CV2033		CV2505	BK DX201	BK DX203
	1.6L	w/o Turbo or High Performance	P	CV2032		CV2505	BK DX201	BK DX202
1983	1.6L	From 5/21/83	D	CV2033		CV2505	BK DX201	BK DX203
	1.6L	From 5/21/83	P	CV2032		CV2505	BK DX201	BK DX202
VOYAGER								
2000-96	2.4L	FWD w/ ABS	D	CV2218		CV2514BX	BK DX523AB	BK DX778
	2.4L	FWD w/ ABS	P	CV2219		CV2514BX	BK DX523AB	BK DX778
	2.4L	FWD w/o ABS	D	CV2221		CV2514B	BK DX523AB	BK DX778
	2.4L	FWD w/o ABS	P	CV2220		CV2514B	BK DX523AB	BK DX778
	2.4L, 3.0L, 3.3L	AWD Rear Shafts	D	CV2265	CVX2265		BK DX243	BK DX243
	2.4L, 3.0L, 3.3L	AWD Rear Shafts	P	CV2265	CVX2265		BK DX243	BK DX243
	3.0L	FWD w/ ABS	D	CV2218		CV2514BX	BK DX523AB	BK DX778
	3.0L	FWD w/ ABS	P	CV2219		CV2514BX	BK DX523AB	BK DX778
	3.0L	FWD w/o ABS	D	CV2221		CV2514B	BK DX523AB	BK DX778
	3.0L	FWD w/o ABS	P	CV2220		CV2514B	BK DX523AB	BK DX778
	3.0L, 3.3L	AWD Front Shafts	D	CV2218		CV2514BX	BK DX523AB	BK DX778
	3.0L, 3.3L	AWD Front Shafts	P	CV2217		CV2514BX	BK DX523AB	BK DX221
	3.3L	FWD w/ ABS	D	CV2218		CV2514BX	BK DX523AB	BK DX778
	3.3L	FWD w/ ABS	P	CV2219		CV2514BX	BK DX523AB	BK DX778
	3.3L	FWD w/o ABS	D	CV2221		CV2514B	BK DX523AB	BK DX778
	3.3L	FWD w/o ABS	P	CV2220		CV2514B	BK DX523AB	BK DX778
1999-98	3.8L	AWD Rear Shafts	D	CV2265	CVX2265		BK DX243	BK DX243
	3.8L	AWD Rear Shafts	P	CV2265	CVX2265		BK DX243	BK DX243
	3.8L	FWD w/ ABS	D	CV2218		CV2514BX	BK DX523AB	BK DX778
	3.8L	FWD w/ ABS	P	CV2219		CV2514BX	BK DX523AB	BK DX778
	3.8L	FWD w/o ABS	D	CV2221		CV2514B	BK DX523AB	BK DX778
	3.8L	FWD w/o ABS	P	CV2220		CV2514B	BK DX523AB	BK DX778
1997	2.4L	AWD Front Shafts	D	CV2218		CV2514BX	BK DX523AB	BK DX778
	2.4L	AWD Front Shafts	P	CV2217		CV2514BX	BK DX523AB	BK DX221
1995	3.3L	FWD w/ ABS	D	CV2103	CVX2101	CV2514AX	BK DX523AB	BK DX404
	3.3L	FWD w/ ABS	P	CV2101	CVX2101	CV2514AX	BK DX523AB	BK DX404
	3.3L	FWD w/o ABS	D	CV2042	CVX2043	CV2514A	BK DX523AB	BK DX404
	3.3L	FWD w/o ABS	P	CV2043	CVX2043	CV2514A	BK DX523AB	BK DX404
1995-92	2.5L	AT w/ ACI Design	D	CV2042	CVX2042	CV2523	BK DX245	BK DX404
	2.5L	AT w/ ACI Design	P	CV2043	CVX2043	CV2523	BK DX245	BK DX404
	2.5L	AT w/ GKN Design	D	CV2042	CVX2042	CV2514A	BK DX523AB	BK DX404
	2.5L	AT w/ GKN Design	P	CV2043	CVX2043	CV2514A	BK DX523AB	BK DX404
	2.5L	MT w/ GKN Design	D	CV2042	CVX2042	CV2514A	BK DX523AB	BK DX404
	2.5L	MT w/ GKN Design	P	CV2043	CVX2043	CV2514A	BK DX523AB	BK DX404

PLYMOUTH (cont.)

Year Année Ano	Engine	Application Applicacion	Side Coté Lado	Reman CV Shaft Cardan réusiné Cardanica resinada	CV Shaft w/New Outer Joint Cardan avec Joint Ext. Neuf	Reman Outer Joint & Boot Joint Ext. réusiné & Soufflet	Outer Boot Kit Ensemble Soufflet Extérieur Juegos de bota exterior	Inner Boot Kit Ensemble Soufflet Intérieur Juegos de bota Interior
PLYMOUTH (Cont'd)								
VOYAGER (Cont'd)								
1995-92	3.0L	FWD w/ ABS	D	CV2103	CVX2103	CV2514AX	BK DX523AB	BK DX404
	3.0L	FWD w/ ABS	P	CV2101	CVX2101	CV2514AX	BK DX523AB	BK DX404
	3.0L	FWD w/o ABS	D	CV2042	CVX2042	CV2514A	BK DX523AB	BK DX404
	3.0L	FWD w/o ABS	P	CV2043	CVX2043	CV2514A	BK DX523AB	BK DX404
1994-92	3.3L	FWD w/ ABS	D	CV2103	CVX2103	CV2514AX	BK DX523AB	BK DX404
	3.3L	FWD w/ ABS	P	CV2101	CVX2101	CV2514AX	BK DX523AB	BK DX404
	3.3L	FWD w/o ABS	D	CV2042	CVX2042	CV2514A	BK DX523AB	BK DX404
	3.3L	FWD w/o ABS	P	CV2043	CVX2043	CV2514A	BK DX523AB	BK DX404
1993-91	3.3L	Front Shafts AWD w/ ABS	D	CV2103	CVX2103	CV2514AX	BK DX523AB	BK DX404
	3.3L	Front Shafts AWD w/ ABS	P	CV2106		CV2514AX	BK DX523AB	BK DX221
	3.3L	Front Shafts AWD w/o ABS	D	CV2042	CVX2042	CV2514A	BK DX523AB	BK DX404
	3.3L	Front Shafts AWD w/o ABS	P	CV2105		CV2514A	BK DX523AB	BK DX221
	3.3L	Rear Shafts AWD w/ ABS	D	CV2100	CVX2100		BK DX243	BK DX243
	3.3L	Rear Shafts AWD w/ ABS	P	CV2100	CVX2100		BK DX243	BK DX243
	3.3L	Rear Shafts AWD w/o ABS	D	CV2096	CVX2096		BK DX243	BK DX243
	3.3L	Rear Shafts AWD w/o ABS	P	CV2096	CVX2096		BK DX243	BK DX243
1991	2.5L, 3.0L	FWD w/ ABS	D	CV2103	CVX2103	CV2514AX	BK DX523AB	BK DX220
	2.5L, 3.0L	FWD w/ ABS	P	CV2101	CVX2101	CV2514AX	BK DX523AB	BK DX220
	2.5L, 3.0L	FWD w/o ABS	D	CV2042	CVX2042	CV2514A	BK DX523AB	BK DX220
	2.5L, 3.0L	FWD w/o ABS	P	CV2043	CVX2043	CV2514A	BK DX523AB	BK DX220
	3.3L	FWD w/ ABS	D	CV2103	CVX2103	CV2514AX	BK DX523AB	BK DX220
	3.3L	FWD w/ ABS	P	CV2103	CVX2103	CV2514AX	BK DX523AB	BK DX220
	3.3L	FWD w/o ABS	D	CV2042	CVX2042	CV2514A	BK DX523AB	BK DX220
	3.3L	FWD w/o ABS	P	CV2042	CVX2042	CV2514A	BK DX523AB	BK DX220
1990-89	2.5L	AT Turbo	D	CV2042	CVX2042	CV2514	BK DX219	BK DX220
	2.5L	AT Turbo	P	CV2043	CVX2043	CV2514	BK DX219	BK DX220
	2.5L	MT Turbo	D	CV2042	CVX2042	CV2514	BK DX219	BK DX220
	2.5L	MT Turbo	P	CV2042	CVX2042	CV2514	BK DX219	BK DX220
1990-88	2.5L	w/o Turbo	D	CV2042	CVX2042	CV2514	BK DX219	BK DX220
	2.5L	w/o Turbo	P	CV2043	CVX2043	CV2514	BK DX219	BK DX220
1990-87	3.0L	GKN Design	D	CV2042	CVX2042	CV2514	BK DX219	BK DX220
	3.0L	GKN Design	P	CV2043	CVX2043	CV2514	BK DX219	BK DX220
1987	2.2L, 2.5L, 2.6L	Citroen Design	D	CV2042	CVX2042	CV2509	BK DX212	BK DX214
	2.2L, 2.5L, 2.6L	Citroen Design	P	CV2043	CVX2043	CV2509	BK DX212	BK DX213
1986-84	2.2L, 2.6L		D	CV2030		CV2509	BK DX212	BK DX214
	2.2L, 2.6L		P	CV2031		CV2509	BK DX212	BK DX213
PONTIAC								
6000								
1991-90	2.5L	FWD AT 3 spd	D	CV5046		CV5531	BK DX523	BK DX503
	2.5L	FWD AT 3 spd	P	CV5047		CV5531	BK DX523	BK DX503
	3.1L	FWD AT 3 spd	D	CV5046		CV5507	BK DX524	BK DX508
	3.1L	FWD AT 3 spd	P	CV5047		CV5507	BK DX524	BK DX508
	3.1L	FWD AT 4 spd	D	CV5042		CV5507	BK DX524	BK DX508
	3.1L	FWD AT 4 spd	P	CV5043		CV5507	BK DX524	BK DX508
	1990-88	2.5L	Front Shafts AWD	D	CV5170		CV5536	BK DX523
2.5L		Front Shafts AWD	P	CV5170		CV5536	BK DX523	BK DX503
2.5L		Rear Shafts AWD	D	CV5166		CV5536	BK DX523	BK DX503
2.5L		Rear Shafts AWD	P	CV5166		CV5536	BK DX523	BK DX503
3.1L		Front Shafts AWD	D	CV5170		CV5536	BK DX523	BK DX503
3.1L		Front Shafts AWD	P	CV5170		CV5536	BK DX523	BK DX503

PONTIAC (cont.)

Year Année Ano	Engine	Application Aplicacion	Side Coté Lado	Reman CV Shaft Cardan réusiné Cardanica resinada	CV Shaft w/New Outer Joint Cardan avec Joint Ext. Neuf	Reman Outer Joint & Boot Joint Ext. réusiné & Soufflet	Outer Boot Kit Ensemble Soufflet Extérieur Juegos de bota exterior	Inner Boot Kit Ensemble Soufflet Intérieur Juegos de bota Interior
PONTIAC (Cont'd)								
6000 (Cont'd)								
1990-88	3.1L	Rear Shafts AWD	D	CV5166		CV5536	BK DX523	BK DX503
	3.1L	Rear Shafts AWD	P	CV5166		CV5536	BK DX523	BK DX503
1989	2.5L	FWD H.D. Brakes AT 3 spd L.D. Axle	D	CV5046		CV5531	BK DX523	BK DX503
	2.5L	FWD H.D. Brakes AT 3 spd L.D. Axle	P	CV5047		CV5531	BK DX523	BK DX503
1989-88	2.5L	FWD L.D. Brakes AT 3 spd L.D. Axle	D	CV5060		CV5508	BK DX523	BK DX503
	2.5L	FWD L.D. Brakes AT 3 spd L.D. Axle	P	CV5061		CV5508	BK DX523	BK DX503
	2.8L	Front Shafts AWD	D	CV5170		CV5536	BK DX523	BK DX503
	2.8L	Front Shafts AWD	P	CV5170		CV5536	BK DX523	BK DX503
	2.8L	Rear Shafts AWD	D	CV5166		CV5536	BK DX523	BK DX503
	2.8L	Rear Shafts AWD	P	CV5166		CV5536	BK DX523	BK DX503
	2.8L, 3.1L	FWD H.D. Brakes AT 3 spd H.D. Axle	D	CV5046		CV5507	BK DX524	BK DX508
	2.8L, 3.1L	FWD H.D. Brakes AT 3 spd H.D. Axle	P	CV5047		CV5507	BK DX524	BK DX508
	2.8L, 3.1L	FWD H.D. Brakes AT 4 spd w/ABS	D	CV5109		CV5507Y	BK DX524	BK DX508
	2.8L, 3.1L	FWD H.D. Brakes AT 4 spd w/ABS	P	CV5110		CV5507Y	BK DX524	BK DX508
	2.8L, 3.1L	FWD H.D. Brakes AT 4 spd w/o ABS	D	CV5042		CV5507	BK DX524	BK DX508
	2.8L, 3.1L	FWD H.D. Brakes AT 4 spd w/o ABS	P	CV5043		CV5507	BK DX524	BK DX508
	2.8L, 3.1L	FWD L.D. Brakes AT 3 spd H.D. Axle	D	CV5060		CV5510	BK DX524	BK DX508
	2.8L, 3.1L	FWD L.D. Brakes AT 3 spd H.D. Axle	P	CV5061		CV5510	BK DX524	BK DX508
	2.8L, 3.1L	FWD L.D. Brakes AT 4 spd	D	CV5087		CV5510	BK DX524	BK DX508
	2.8L, 3.1L	FWD L.D. Brakes AT 4 spd	P	CV5088		CV5510	BK DX524	BK DX508
1988	2.5L	FWD H.D. Brakes AT 3 spd H.D. Axle	D	CV5046		CV5507	BK DX524	BK DX508
	2.5L	FWD H.D. Brakes AT 3 spd H.D. Axle	P	CV5047		CV5507	BK DX524	BK DX508
	2.5L, 2.8L, 3.1L	FWD H.D. Brakes MT w/ ABS w/Y-Shaped Tulip	D	CV5104		CV5507Y	BK DX524	BK DX508
	2.5L, 2.8L, 3.1L	FWD H.D. Brakes MT w/ ABS w/Y-Shaped Tulip	P	CV5105		CV5507Y	BK DX524	BK DX508
	2.5L, 2.8L, 3.1L	FWD H.D. Brakes MT w/ABS w/Round Shaped Tulip	D	CV5104		CV5507Y	BK DX524	BK DX529
	2.5L, 2.8L, 3.1L	FWD H.D. Brakes MT w/ABS w/Round Shaped Tulip	P	CV5105		CV5507Y	BK DX524	BK DX529
	2.5L, 2.8L, 3.1L	FWD H.D. Brakes MT w/o ABS w/Round Shaped Tulip	D	CV5050		CV5507	BK DX524	BK DX529
	2.5L, 2.8L, 3.1L	FWD H.D. Brakes MT w/o ABS w/Round Shaped Tulip	P	CV5051		CV5507	BK DX524	BK DX529
	2.5L, 2.8L, 3.1L	FWD H.D. Brakes MT w/o ABS w/Y-Shaped Tulip	D	CV5050		CV5507	BK DX524	BK DX508
	2.5L, 2.8L, 3.1L	FWD H.D. Brakes MT w/o ABS w/Y-Shaped Tulip	P	CV5051		CV5507	BK DX524	BK DX508
	2.5L, 2.8L, 3.1L	FWD L.D. Brakes MT 5 spd w/Round Shaped Tulip	D	CV5091		CV5510	BK DX524	BK DX529
	2.5L, 2.8L, 3.1L	FWD L.D. Brakes MT 5 spd w/Round Shaped Tulip	P	CV5092		CV5510	BK DX524	BK DX529
	2.5L, 2.8L, 3.1L	FWD L.D. Brakes MT 5 spd w/Y-Shaped Tulip	D	CV5091		CV5510	BK DX524	BK DX508
	2.5L, 2.8L, 3.1L	FWD L.D. Brakes MT 5 spd w/Y-Shaped Tulip	P	CV5092		CV5510	BK DX524	BK DX508
1987	2.5L, 2.8L	H.D. Brakes MT 5 spd w/ ABS	D	CV5104		CV5507Y	BK DX524	BK DX508
	2.5L, 2.8L	H.D. Brakes MT 5 spd w/ ABS	P	CV5105		CV5507Y	BK DX524	BK DX508
	2.5L, 2.8L	H.D. Brakes MT 5 spd w/o ABS	D	CV5050		CV5507	BK DX524	BK DX508
	2.5L, 2.8L	H.D. Brakes MT 5 spd w/o ABS	P	CV5051		CV5507	BK DX524	BK DX508
	2.5L, 2.8L	L.D. Brakes MT 5 spd	D	CV5091		CV5510	BK DX524	BK DX508
	2.5L, 2.8L	L.D. Brakes MT 5 spd	P	CV5092		CV5510	BK DX524	BK DX508

PONTIAC (cont.)

Year Année Ano	Engine	Application Applicacion	Side Coté Lado	Reman CV Shaft Cardan réusiné Cardanica resinada	CV Shaft w/New Outer Joint Cardan avec Joint Ext. Neuf	Reman Outer Joint & Boot Joint Ext. réusiné & Soufflet	Outer Boot Kit Ensemble Soufflet Extérieur Juegos de bota exterior	Inner Boot Kit Ensemble Soufflet Intérieur Juegos de bota Interior
PONTIAC (Cont'd)								
6000 (Cont'd)								
1987-86	2.8L	L.D. Brakes AT 4 spd EFI	D	CV5087		CV5510	BK DX524	BK DX508
	2.8L	L.D. Brakes AT 4 spd EFI	P	CV5088		CV5510	BK DX524	BK DX508
1987-85	2.5L	H.D. Brakes AT 3 spd	D	CV5046		CV5507	BK DX524	BK DX508
	2.5L	H.D. Brakes AT 3 spd	P	CV5047		CV5507	BK DX524	BK DX508
	2.5L	L.D. Brakes AT 3 spd	D	CV5060		CV5508	BK DX523	BK DX503
	2.5L	L.D. Brakes AT 3 spd	P	CV5061		CV5508	BK DX523	BK DX503
	2.8L	H.D. Brakes AT 3 spd	D	CV5046		CV5507	BK DX524	BK DX508
	2.8L	H.D. Brakes AT 3 spd	P	CV5047		CV5507	BK DX524	BK DX508
	2.8L	H.D. Brakes AT 4 spd	D	CV5042		CV5507	BK DX524	BK DX508
	2.8L	H.D. Brakes AT 4 spd	P	CV5043		CV5507	BK DX524	BK DX508
	2.8L	L.D. Brakes AT 3 spd	D	CV5060		CV5508	BK DX523	BK DX503
	2.8L	L.D. Brakes AT 3 spd	P	CV5061		CV5508	BK DX523	BK DX503
1986	2.5L	L.D. Brakes AT 4 spd EFI	D	CV5087		CV5510	BK DX524	BK DX508
	2.5L	L.D. Brakes AT 4 spd EFI	P	CV5088		CV5510	BK DX524	BK DX508
	2.8L	L.D. Brakes AT 4 spd (2BC)	D	CV5393		CV5508	BK DX523	BK DX503
	2.8L	L.D. Brakes AT 4 spd (2BC)	P	CV5394		CV5508	BK DX523	BK DX503
1986-85	2.5L	H.D. Brakes MT	D	CV5050		CV5507	BK DX524	BK DX508
	2.5L	H.D. Brakes MT	P	CV5051		CV5507	BK DX524	BK DX508
	2.5L	L.D. Brakes MT	D	CV5020		CV5508	BK DX523	BK DX523
	2.5L	L.D. Brakes MT	P	CV5021		CV5508	BK DX523	BK DX523
	2.8L	H.D. Brakes MT	D	CV5050		CV5507	BK DX524	BK DX508
	2.8L	H.D. Brakes MT	P	CV5051		CV5507	BK DX524	BK DX508
	2.8L	L.D. Brakes MT	D	CV5020		CV5508	BK DX523	BK DX523
	2.8L	L.D. Brakes MT	P	CV5021		CV5508	BK DX523	BK DX523
1985	2.8L	L.D. Brakes AT 4 spd	D	CV5087		CV5508	BK DX523	BK DX503
	2.8L	L.D. Brakes AT 4 spd	P	CV5088		CV5508	BK DX523	BK DX503
	4.3L	H.D. Brakes AT 3 spd	D	CV5046		CV5507	BK DX524	BK DX508
	4.3L	H.D. Brakes AT 3 spd	P	CV5047		CV5507	BK DX524	BK DX508
	4.3L	H.D. Brakes AT 4 spd	D	CV5042		CV5507	BK DX524	BK DX508
	4.3L	H.D. Brakes AT 4 spd	P	CV5043		CV5507	BK DX524	BK DX508
	4.3L	H.D. Brakes MT	D	CV5050		CV5507	BK DX524	BK DX508
	4.3L	H.D. Brakes MT	P	CV5051		CV5507	BK DX524	BK DX508
	4.3L	L.D. Brakes AT 3 spd	D	CV5060		CV5508	BK DX523	BK DX503
	4.3L	L.D. Brakes AT 3 spd	P	CV5061		CV5508	BK DX523	BK DX503
	4.3L	L.D. Brakes AT 4 spd	D	CV5087		CV5508	BK DX523	BK DX503
	4.3L	L.D. Brakes AT 4 spd	P	CV5088		CV5508	BK DX523	BK DX503
	4.3L	L.D. Brakes MT	D	CV5020		CV5508	BK DX523	BK DX523
	4.3L	L.D. Brakes MT	P	CV5021		CV5508	BK DX523	BK DX523
1984	2.5L	H.D. Brakes AT 3 spd	D	CV5046		CV5501	BK DX505	BK DX508
	2.5L	H.D. Brakes AT 3 spd	P	CV5047		CV5501	BK DX505	BK DX508
	2.5L	H.D. Brakes MT	D	CV5050		CV5501	BK DX505	BK DX508
	2.5L	H.D. Brakes MT	P	CV5051		CV5501	BK DX505	BK DX508
	2.5L	L.D. Brakes AT 3 spd	D	CV5060		CV5518	BK DX510	BK DX503
	2.5L	L.D. Brakes AT 3 spd	P	CV5061		CV5518	BK DX510	BK DX503
	2.5L	L.D. Brakes MT	D	CV5020		CV5518	BK DX510	BK DX512
	2.5L	L.D. Brakes MT	P	CV5021		CV5518	BK DX510	BK DX512
	2.5L, 2.8L	H.D. Brakes AT 4 spd	D	CV5042		CV5501	BK DX505	BK DX508
	2.5L, 2.8L	H.D. Brakes AT 4 spd	P	CV5043		CV5501	BK DX505	BK DX508
	2.5L, 2.8L	L.D. Brakes AT 4 spd	D	CV5087		CV5518	BK DX510	BK DX503
	2.5L, 2.8L	L.D. Brakes AT 4 spd	P	CV5088		CV5518	BK DX510	BK DX503

PONTIAC (cont.)

Year Année Ano	Engine	Application Aplicacion	Side Coté Lado	Reman CV Shaft Cardan réusiné Cardanica resinada	CV Shaft w/New Outer Joint Cardan avec Joint Ext. Neuf	Reman Outer Joint & Boot Joint Ext. réusiné & Soufflet	Outer Boot Kit Ensemble Soufflet Extérieur Juegos de bota exterior	Inner Boot Kit Ensemble Soufflet Intérieur Juegos de bota Interior
PONTIAC (Cont'd)								
6000 (Cont'd)								
1984	2.8L	H.D. Brakes AT 3 spd	D	CV5046		CV5501	BK DX505	BK DX508
	2.8L	H.D. Brakes AT 3 spd	P	CV5047		CV5501	BK DX505	BK DX508
	2.8L	H.D. Brakes MT	D	CV5050		CV5501	BK DX505	BK DX508
	2.8L	H.D. Brakes MT	P	CV5051		CV5501	BK DX505	BK DX508
	2.8L	L.D. Brakes AT 3 spd	D	CV5060		CV5518	BK DX510	BK DX503
	2.8L	L.D. Brakes AT 3 spd	P	CV5061		CV5518	BK DX510	BK DX503
	2.8L	L.D. Brakes MT	D	CV5020		CV5518	BK DX510	BK DX512
	2.8L	L.D. Brakes MT	P	CV5021		CV5518	BK DX510	BK DX512
	4.3L	H.D. Brakes AT 3 spd	D	CV5046		CV5501	BK DX505	BK DX508
	4.3L	H.D. Brakes AT 3 spd	P	CV5047		CV5501	BK DX505	BK DX508
	4.3L	H.D. Brakes AT 4 spd	D	CV5042		CV5501	BK DX505	BK DX508
	4.3L	H.D. Brakes AT 4 spd	P	CV5043		CV5501	BK DX505	BK DX508
	4.3L	H.D. Brakes MT	D	CV5050		CV5501	BK DX505	BK DX508
	4.3L	H.D. Brakes MT	P	CV5051		CV5501	BK DX505	BK DX508
	4.3L	L.D. Brakes AT 3 spd	D	CV5060		CV5518	BK DX510	BK DX503
	4.3L	L.D. Brakes AT 3 spd	P	CV5061		CV5518	BK DX510	BK DX503
	4.3L	L.D. Brakes AT 4 spd	D	CV5087		CV5518	BK DX510	BK DX503
	4.3L	L.D. Brakes AT 4 spd	P	CV5088		CV5518	BK DX510	BK DX503
	4.3L	L.D. Brakes MT	D	CV5020		CV5518	BK DX510	BK DX512
	4.3L	L.D. Brakes MT	P	CV5021		CV5518	BK DX510	BK DX512
1983	2.5L, 2.8L, 4.3L	H.D. Brakes w/Cylindrical Shaped Tulip	D	CV5046		CV5501	BK DX505	BK DX506
	2.5L, 2.8L, 4.3L	H.D. Brakes w/Cylindrical Shaped Tulip	P	CV5047		CV5501	BK DX505	BK DX506
	2.5L, 2.8L, 4.3L	H.D. Brakes w/Y-Shaped Tulip	D	CV5046		CV5501	BK DX505	BK DX508
	2.5L, 2.8L, 4.3L	H.D. Brakes w/Y-Shaped Tulip	P	CV5047		CV5501	BK DX505	BK DX508
	2.5L, 2.8L, 4.3L	L.D. Brakes w/Cylindrical Shaped Tulip	D	CV5005		CV5502	BK DX510	BK DX501
	2.5L, 2.8L, 4.3L	L.D. Brakes w/Cylindrical Shaped Tulip	P	CV5006		CV5502	BK DX510	BK DX501
	2.5L, 2.8L, 4.3L	L.D. Brakes w/Y-Shaped Tulip	D	CV5005		CV5502	BK DX510	BK DX503
	2.5L, 2.8L, 4.3L	L.D. Brakes w/Y-Shaped Tulip	P	CV5006		CV5502	BK DX510	BK DX503
1982	2.5L, 2.8L, 4.3L		D	CV5005		CV5502	BK DX510	BK DX501
	2.5L, 2.8L, 4.3L		P	CV5006		CV5502	BK DX510	BK DX501
AZTEK								
2002-01	3.4L	AWD	D	CV5405				
	3.4L	AWD	P	CV5407				
	3.4L	FWD	D	CV5405				
	3.4L	FWD	P	CV5406				
BONNEVILLE								
2002-00	3.8L	Supercharged	D	CV5399				
	3.8L	Supercharged	P	CV5400				
	3.8L	w/o Supercharger w/ 2.86 Gear Ratio (FQ3)	D	CV5395				
	3.8L	w/o Supercharger w/ 2.86 Gear Ratio (FQ3)	P	CV5396				
	3.8L	w/o Supercharger w/ 3.05 Gear Ratio (F83)	D	CV5397				
	3.8L	w/o Supercharger w/ 3.05 Gear Ratio (F83)	P	CV5398				
1999-98	3.8L	Supercharged	D	CV5358			BK DX524	BK DX553
	3.8L	Supercharged	P	CV5360			BK DX524	BK DX553
	3.8L	w/o Supercharger w/ 2.86 Gear Ratio (FQ3)	D	CV5357		CV5562	BK DX524	BK DX508

PONTIAC (cont.)

Year Année Ano	Engine	Application Applicacion	Side Coté Lado	Reman CV Shaft Cardan réusiné Cardanica resinada	CV Shaft w/New Outer Joint Cardan avec Joint Ext. Neuf	Reman Outer Joint & Boot Joint Ext. réusiné & Soufflet	Outer Boot Kit Ensemble Soufflet Extérieur Juegos de bota exterior	Inner Boot Kit Ensemble Soufflet Intérieur Juegos de bota Interior
PONTIAC (Cont'd)								
BONNEVILLE (Cont'd)								
1999-98	3.8L	w/o Supercharger w/ 3.05 Gear Ratio (F83)	D	CV5358			BK DX524	BK DX553
	3.8L	w/o Supercharger w/ 3.05 Gear Ratio (F83)	P	CV5359			BK DX524	BK DX553
1997	3.8L	Supercharged	D	CV5336			BK DX524	BK DX553
	3.8L	Supercharged	P	CV5337			BK DX524	BK DX553
	3.8L	w/o Supercharger w/ 3.06 Gear Ratio (FW2)	D	CV5334			BK DX524	BK DX553
	3.8L	w/o Supercharger w/ 3.06 Gear Ratio (FW2)	P	CV5335			BK DX524	BK DX553
1997-95	3.8L	w/o Supercharger w/ 2.84 Gear Ratio (F17)	D	CV5246		CV5562	BK DX524	BK DX508
	3.8L	w/o Supercharger w/ 2.84 Gear Ratio (F17)	P	CV5247		CV5562	BK DX524	BK DX508
1996	3.8L	Supercharged	D	CV5296		CV5564	BK DX524	BK DX548
	3.8L	Supercharged	P	CV5270		CV5564	BK DX524	BK DX548
1996-95	3.8L	w/o Supercharger w/ 3.06 Gear Ratio (FW2)	D	CV5296		CV5564	BK DX524	BK DX548
	3.8L	w/o Supercharger w/ 3.06 Gear Ratio (FW2)	P	CV5297		CV5564	BK DX524	BK DX548
1995-94	3.8L	Supercharged	D	CV5296		CV5564	BK DX524	BK DX548
	3.8L	Supercharged	P	CV5297		CV5564	BK DX524	BK DX548
1994-92	3.8L	w/o Supercharger	D	CV5246		CV5562	BK DX524	BK DX508
	3.8L	w/o Supercharger	P	CV5247		CV5562	BK DX524	BK DX508
1993-92	3.8L	Supercharged	D	CV5260		CV5562	BK DX524	BK DX548
	3.8L	Supercharged	P	CV5261		CV5562	BK DX524	BK DX548
1991-87	3.8L	w/ ABS	D	CV5112		CV5507Z	BK DX524	BK DX508
	3.8L	w/ ABS	P	CV5113		CV5507Z	BK DX524	BK DX508
	3.8L	w/o ABS	D	CV5098		CV5507	BK DX524	BK DX508
	3.8L	w/o ABS	P	CV5099		CV5507	BK DX524	BK DX508
FIERO								
1988-85	2.5L, 2.8L	AT	D	CV5060		CV5508	BK DX523	BK DX503
	2.5L, 2.8L	AT	P	CV5061		CV5508	BK DX523	BK DX503
	2.5L, 2.8L	MT	D	CV5091		CV5510	BK DX524	BK DX508
	2.5L, 2.8L	MT	P	CV5092		CV5510	BK DX524	BK DX508
1984	2.5L	AT	D	CV5060		CV5518	BK DX510	BK DX503
	2.5L	AT	P	CV5061		CV5518	BK DX510	BK DX503
	2.5L	MT	D	CV5091		CV5503	BK DX505	BK DX508
	2.5L	MT	P	CV5092		CV5503	BK DX505	BK DX508
FIREFLY								
1999-95	1.0L	MT w/ ABS	D	CV9435		CV9856X	BK DX309	BK DX759
	1.0L	MT w/ ABS	P	CV9436		CV9856X	BK DX309	BK DX759
	1.0L	MT w/o ABS	D	CV9433		CV9856	BK DX309	BK DX759
	1.0L	MT w/o ABS	P	CV9434		CV9856	BK DX309	BK DX759
	1.0L, 1.3L	AT w/ ABS	D	CV9431		CV9856X	BK DX309	BK DX759
	1.0L, 1.3L	AT w/ ABS	P	CV9432		CV9856X	BK DX309	BK DX759
	1.0L, 1.3L	AT w/o ABS	D	CV9429		CV9856	BK DX309	BK DX759
	1.0L, 1.3L	AT w/o ABS	P	CV9430		CV9856	BK DX309	BK DX759
	1.3L	MT w/ ABS	D	CV9439		CV9856X	BK DX309	BK DX758
	1.3L	MT w/ ABS	P	CV9440		CV9856X	BK DX309	BK DX758
	1.3L	MT w/o ABS	D	CV9437		CV9856	BK DX309	BK DX758

PONTIAC (cont.)

Year Année Ano	Engine	Application Aplicacion	Side Coté Lado	Reman CV Shaft Cardan réusiné Cardanica resinada	CV Shaft w/New Outer Joint Cardan avec Joint Ext. Neuf	Reman Outer Joint & Boot Joint Ext. réusiné & Soufflet	Outer Boot Kit Ensemble Soufflet Extérieur Juegos de bota exterior	Inner Boot Kit Ensemble Soufflet Intérieur Juegos de bota Interior
PONTIAC (Cont'd)								
FIREFLY (Cont'd)								
1999-95	1.3L	MT w/o ABS	P	CV9438		CV9856	BK DX309	BK DX758
1994	1.0L	AT	D	CV9422		CV9451	BK DX309	BK DX904
	1.0L	AT	P	CV9421		CV9451	BK DX309	BK DX904
	1.0L	MT	D	CV9424		CV9451	BK DX309	BK DX904
	1.0L	MT	P	CV9423		CV9451	BK DX309	BK DX904
	1.8L	AT	D	CV9426		CV9451	BK DX309	BK DX904
	1.8L	AT	P	CV9808		CV9451	BK DX309	BK DX904
	1.8L	MT	D	CV9805		CV9451	BK DX309	BK DX758
	1.8L	MT	P	CV9806		CV9451	BK DX309	BK DX758
1991-89	1.0L	AT	D	CV9401		CV9451	BK DX309	BK DX904
	1.0L	AT	P	CV9402		CV9451	BK DX309	BK DX904
	1.0L	MT	D	CV9407		CV9451	BK DX309	BK DX904
	1.0L	MT	P	CV9408		CV9451	BK DX309	BK DX904
1988-85	1.0L	AT	D	CV5118		CV5522	BK DX309	BK DX538
	1.0L	AT	P	CV5119		CV5522	BK DX309	BK DX538
	1.0L	MT	D	CV5120		CV5522	BK DX309	BK DX538
	1.0L	MT	P	CV5121		CV5522	BK DX309	BK DX538
GRAND AM								
2002	2.2L	AT	D	CV5355			BK DX524	BK DX549
	2.2L	AT	P	CV5356			BK DX524	BK DX549
	2.2L	MT	D	CV5385			BK DX524	BK DX549
	2.2L	MT	P	CV5386			BK DX524	BK DX549
2002-01	3.4L		D	CV5419				
	3.4L		P	CV5420				
2001-99	2.4L	AT	D	CV5355			BK DX524	BK DX549
	2.4L	AT	P	CV5356			BK DX524	BK DX549
	2.4L	MT	D	CV5385			BK DX524	BK DX549
	2.4L	MT	P	CV5386			BK DX524	BK DX549
2000-99	3.4L		D	CV5355			BK DX524	BK DX553
	3.4L		P	CV5356			BK DX524	BK DX553
1998-96	2.4L	AT	D	CV5304		CV5510X	BK DX524	BK DX549
	2.4L	AT	P	CV5305		CV5510X	BK DX524	BK DX549
	2.4L, 3.1L	MT w/ Round Shaped Tulip	D	CV5268		CV5510X	BK DX524	BK DX549
	2.4L, 3.1L	MT w/ Round Shaped Tulip	P	CV5269		CV5510X	BK DX524	BK DX549
	2.4L, 3.1L	MT w/ Y-Shaped Tulip	D	CV5338		CV5510X	BK DX524	BK DX549
	2.4L, 3.1L	MT w/ Y-Shaped Tulip	P	CV5325		CV5510X	BK DX524	BK DX549
	3.1L	AT	D	CV5304		CV5510X	BK DX524	BK DX549
	3.1L	AT	P	CV5305		CV5510X	BK DX524	BK DX549
1995-94	2.3L, 3.1L	AT 3 spd.	D	CV5252		CV5508X	BK DX523	BK DX549
	2.3L, 3.1L	AT 3 spd.	P	CV5253		CV5508X	BK DX523	BK DX549
	2.3L, 3.1L	AT 4 spd.	D	CV5304		CV5510X	BK DX524	BK DX549
	2.3L, 3.1L	AT 4 spd.	P	CV5305		CV5510X	BK DX524	BK DX549
	2.3L, 3.1L	MT w/ H.O. Engine	D	CV5268		CV5510X	BK DX524	BK DX549
	2.3L, 3.1L	MT w/ H.O. Engine	P	CV5269		CV5510X	BK DX524	BK DX549
	2.3L, 3.1L	MT w/o H.O. Engine	D	CV5314		CV5510X	BK DX524	BK DX549
	2.3L, 3.1L	MT w/o H.O. Engine	P	CV5315		CV5510X	BK DX524	BK DX549
1993-92	3.3L	AT w/ ABS w/ Aluminum Wheels	D	CV5254		CV5510X	BK DX524	BK DX549
	3.3L	AT w/ ABS w/ Aluminum Wheels	P	CV5255		CV5510X	BK DX524	BK DX549
	3.3L	AT w/ ABS w/o Aluminum Wheels	D	CV5252		CV5508X	BK DX523	BK DX549
	3.3L	AT w/ ABS w/o Aluminum Wheels	P	CV5253		CV5508X	BK DX523	BK DX549

PONTIAC (cont.)

Year Année Ano	Engine	Application Applicacion	Side Coté Lado	Reman CV Shaft Cardan réusiné Cardanica resinada	CV Shaft w/New Outer Joint Cardan avec Joint Ext. Neuf	Reman Outer Joint & Boot Joint Ext. réusiné & Soufflet	Outer Boot Kit Ensemble Soufflet Extérieur Juegos de bota exterior	Inner Boot Kit Ensemble Soufflet Intérieur Juegos de bota Interior	
PONTIAC (Cont'd)									
GRAND AM (Cont'd)									
1993-92	3.3L	MT exc. Quad 4	D	CV5282		CV5510X	BK DX524	BK DX549	
	3.3L	MT exc. Quad 4	P	CV5283		CV5510X	BK DX524	BK DX549	
	3.3L	MT Quad 4 w/ ABS	D	CV5268		CV5510X	BK DX524	BK DX529	
	3.3L	MT Quad 4 w/ ABS	P	CV5269		CV5510X	BK DX524	BK DX529	
	3.3L	MT Quad 4 w/o ABS	D	CV5089		CV5510	BK DX524	BK DX529	
	3.3L	MT Quad 4 w/o ABS	P	CV5095		CV5510	BK DX524	BK DX529	
1993-91	2.3L	AT w/ ABS w/ Aluminum Wheels	D	CV5254		CV5510X	BK DX524	BK DX549	
	2.3L	AT w/ ABS w/ Aluminum Wheels	P	CV5255		CV5510X	BK DX524	BK DX549	
	2.3L	AT w/ ABS w/o Aluminum Wheels	D	CV5252		CV5508X	BK DX523	BK DX549	
	2.3L	AT w/ ABS w/o Aluminum Wheels	P	CV5253		CV5508X	BK DX523	BK DX549	
	2.3L	MT exc. Quad 4	D	CV5282		CV5510X	BK DX524	BK DX549	
	2.3L	MT exc. Quad 4	P	CV5283		CV5510X	BK DX524	BK DX549	
	2.3L	MT Quad 4 w/ ABS	D	CV5268		CV5510X	BK DX524	BK DX529	
	2.3L	MT Quad 4 w/ ABS	P	CV5269		CV5510X	BK DX524	BK DX529	
	2.3L	MT Quad 4 w/o ABS	D	CV5089		CV5510	BK DX524	BK DX529	
	2.3L	MT Quad 4 w/o ABS	P	CV5095		CV5510	BK DX524	BK DX529	
1991	2.3L, 2.5L	AT w/o ABS	D	CV5062		CV5508	BK DX523	BK DX549	
	2.3L, 2.5L	AT w/o ABS	P	CV5054		CV5508	BK DX523	BK DX549	
	2.5L	AT w/ ABS w/ Aluminum Wheels	D	CV5254		CV5510X	BK DX524	BK DX549	
	2.5L	AT w/ ABS w/ Aluminum Wheels	P	CV5255		CV5510X	BK DX524	BK DX549	
	2.5L	AT w/ ABS w/o Aluminum Wheels	D	CV5252		CV5508X	BK DX523	BK DX549	
	2.5L	AT w/ ABS w/o Aluminum Wheels	P	CV5253		CV5508X	BK DX523	BK DX549	
	2.5L	MT exc. Quad 4	D	CV5282		CV5510X	BK DX524	BK DX549	
	2.5L	MT exc. Quad 4	P	CV5283		CV5510X	BK DX524	BK DX549	
	2.5L	MT Quad 4 w/ ABS	D	CV5268		CV5510X	BK DX524	BK DX529	
	2.5L	MT Quad 4 w/ ABS	P	CV5269		CV5510X	BK DX524	BK DX529	
	2.5L	MT Quad 4 w/o ABS	D	CV5089		CV5510	BK DX524	BK DX529	
	2.5L	MT Quad 4 w/o ABS	P	CV5095		CV5510	BK DX524	BK DX529	
	1990-89	2.3L, 2.5L	"AT exc. 16" Wheels"	D	CV5062		CV5508	BK DX523	BK DX503
		2.3L, 2.5L	"AT exc. 16" Wheels"	P	CV5054		CV5508	BK DX523	BK DX503
2.3L, 2.5L		"AT w/ 16" Wheels"	D	CV5062		CV5510	BK DX524	BK DX508	
2.3L, 2.5L		"AT w/ 16" Wheels"	P	CV5054		CV5510	BK DX524	BK DX508	
1990-88	2.3L	MT w/ Round Shaped Tulip	D	CV5089		CV5510	BK DX524	BK DX529	
	2.3L	MT w/ Round Shaped Tulip	P	CV5095		CV5510	BK DX524	BK DX529	
	2.3L	MT w/ Y-Shaped Tulip	D	CV5089		CV5510	BK DX524	BK DX508	
	2.3L	MT w/ Y-Shaped Tulip	P	CV5095		CV5510	BK DX524	BK DX508	
1990-85	2.5L	MT	D	CV5089		CV5510	BK DX524	BK DX508	
	2.5L	MT	P	CV5090		CV5510	BK DX524	BK DX508	
1989	2.0L	"AT exc. 16" Wheels"	D	CV5062		CV5508	BK DX523	BK DX503	
	2.0L	"AT exc. 16" Wheels"	P	CV5054		CV5508	BK DX523	BK DX503	
	2.0L	"AT w/ 16" Wheels"	D	CV5062		CV5510	BK DX524	BK DX508	
	2.0L	"AT w/ 16" Wheels"	P	CV5054		CV5510	BK DX524	BK DX508	
1989-87	2.0L	MT w/ Round Shaped Tulip	D	CV5089		CV5510	BK DX524	BK DX529	
	2.0L	MT w/ Round Shaped Tulip	P	CV5096		CV5510	BK DX524	BK DX529	
	2.0L	MT w/ Y-Shaped Tulip	D	CV5089		CV5510	BK DX524	BK DX508	
	2.0L	MT w/ Y-Shaped Tulip	P	CV5096		CV5510	BK DX524	BK DX508	
1988	2.3L	AT	D	CV5048		CV5508	BK DX523	BK DX503	
	2.3L	AT	P	CV5058		CV5508	BK DX523	BK DX503	
1988-87	2.0L	AT	D	CV5048		CV5508	BK DX523	BK DX503	
	2.0L	AT	P	CV5058		CV5508	BK DX523	BK DX503	

PONTIAC (cont.)

Year Année Ano	Engine	Application Aplicacion	Side Coté Lado	Reman CV Shaft Cardan réusiné Cardanica resinada	CV Shaft w/New Outer Joint Cardan avec Joint Ext. Neuf	Reman Outer Joint & Boot Joint Ext. réusiné & Soufflet	Outer Boot Kit Ensemble Soufflet Extérieur Juegos de bota exterior	Inner Boot Kit Ensemble Soufflet Intérieur Juegos de bota Interior
PONTIAC (Cont'd)								
GRAND AM (Cont'd)								
1988-85	2.5L	AT	D	CV5048		CV5508	BK DX523	BK DX503
	2.5L	AT	P	CV5058		CV5508	BK DX523	BK DX503
1987-85	3.0L	AT	D	CV5048		CV5508	BK DX523	BK DX503
	3.0L	AT	P	CV5058		CV5508	BK DX523	BK DX503
GRAND PRIX								
2002-00	3.1L		D	CV5376			BK DX524	BK DX508
	3.1L		P	CV5377			BK DX524	BK DX508
	3.8L	Supercharged	D	CV5378			BK DX524	
	3.8L	Supercharged	P	CV5380			BK DX524	
	3.8L	w/o Supercharger	D	CV5378			BK DX524	
	3.8L	w/o Supercharger	P	CV5379			BK DX524	
1999-98	3.8L	w/o Supercharger	D	CV5373			BK DX524	BK DX508
	3.8L	w/o Supercharger	P	CV5362			BK DX524	BK DX508
1999-97	3.1L	AT	D	CV5369		CV5562	BK DX524	BK DX508
	3.1L	AT	P	CV5370		CV5562	BK DX524	BK DX508
	3.8L	Supercharged	D	CV5373			BK DX524	BK DX508
	3.8L	Supercharged	P	CV5374			BK DX524	BK DX508
1997	3.8L	w/o Supercharger	D	CV5302			BK DX524	BK DX508
	3.8L	w/o Supercharger	P	CV5362			BK DX524	BK DX508
1996-95	3.1L, 3.4L	w/ ABS	D	CV5248		CV5525X	BK DX524	BK DX508
	3.1L, 3.4L	w/ ABS	P	CV5249		CV5525X	BK DX524	BK DX508
	3.1L, 3.4L	w/o ABS	D	CV5208		CV5525	BK DX524	BK DX508
	3.1L, 3.4L	w/o ABS	P	CV5207		CV5525	BK DX524	BK DX508
1994-93	3.1L	AT 3 spd. w/ ABS	D	CV5225		CV5525X	BK DX524	BK DX508
	3.1L	AT 3 spd. w/ ABS	P	CV5226		CV5525X	BK DX524	BK DX508
	3.1L	AT 3 spd. w/o ABS	D	CV5194		CV5525	BK DX524	BK DX508
	3.1L	AT 3 spd. w/o ABS	P	CV5195		CV5525	BK DX524	BK DX508
	3.1L	AT 4 spd. w/ ABS	D	CV5248		CV5525X	BK DX524	BK DX508
	3.1L	AT 4 spd. w/ ABS	P	CV5249		CV5525X	BK DX524	BK DX508
	3.1L	AT 4 spd. w/o ABS	D	CV5208		CV5525	BK DX524	BK DX508
	3.1L	AT 4 spd. w/o ABS	P	CV5207		CV5525	BK DX524	BK DX508
1994-91	3.4L	AT w/ ABS	D	CV5248		CV5525X	BK DX524	BK DX508
	3.4L	AT w/ ABS	P	CV5249		CV5525X	BK DX524	BK DX508
	3.4L	AT w/o ABS	D	CV5208		CV5525	BK DX524	BK DX508
	3.4L	AT w/o ABS	P	CV5207		CV5525	BK DX524	BK DX508
1993-91	3.1L, 3.4L	MT w/ ABS	D	CV5248		CV5525X	BK DX524	BK DX508
	3.1L, 3.4L	MT w/ ABS	P	CV5249		CV5525X	BK DX524	BK DX508
	3.1L, 3.4L	MT w/o ABS	D	CV5208		CV5525	BK DX524	BK DX508
	3.1L, 3.4L	MT w/o ABS	P	CV5207		CV5525	BK DX524	BK DX508
1992-89	3.1L	AT w/ ABS	D	CV5161		CV5525X	BK DX524	BK DX508
	3.1L	AT w/ ABS	P	CV5162		CV5525X	BK DX524	BK DX508
	3.1L	AT w/o ABS	D	CV5157		CV5525	BK DX524	BK DX508
	3.1L	AT w/o ABS	P	CV5158		CV5525	BK DX524	BK DX508
1991	2.3L	MT w/ ABS	D	CV5248		CV5525X	BK DX524	BK DX508
	2.3L	MT w/ ABS	P	CV5249		CV5525X	BK DX524	BK DX508
	2.3L	MT w/o ABS	D	CV5208		CV5525	BK DX524	BK DX508
	2.3L	MT w/o ABS	P	CV5207		CV5525	BK DX524	BK DX508
1991-90	2.3L	AT w/ ABS	D	CV5225		CV5525X	BK DX524	BK DX508
	2.3L	AT w/ ABS	P	CV5226		CV5525X	BK DX524	BK DX508
	2.3L	AT w/o ABS	D	CV5194		CV5525	BK DX524	BK DX508

PONTIAC (cont.)

Year Année Ano	Engine	Application Applicacion	Side Coté Lado	Reman CV Shaft Cardan réusiné Cardanica resinada	CV Shaft w/New Outer Joint Cardan avec Joint Ext. Neuf	Reman Outer Joint & Boot Joint Ext. réusiné & Soufflet	Outer Boot Kit Ensemble Soufflet Extérieur Juegos de bota exterior	Inner Boot Kit Ensemble Soufflet Intérieur Juegos de bota Interior
PONTIAC (Cont'd)								
GRAND PRIX								
1991-90	2.3L	AT w/o ABS	P	CV5195		CV5525	BK DX524	BK DX508
1990	2.3L	MT w/ ABS	D	CV5159		CV5525X	BK DX524	BK DX508
	2.3L	MT w/ ABS	P	CV5160		CV5525X	BK DX524	BK DX508
	2.3L	MT w/o ABS	D	CV5155		CV5525	BK DX524	BK DX508
	2.3L	MT w/o ABS	P	CV5156		CV5525	BK DX524	BK DX508
1990-89	3.1L	MT w/ ABS	D	CV5159		CV5525X	BK DX524	BK DX508
	3.1L	MT w/ ABS	P	CV5160		CV5525X	BK DX524	BK DX508
	3.1L	MT w/o ABS	D	CV5155		CV5525	BK DX524	BK DX508
	3.1L	MT w/o ABS	P	CV5156		CV5525	BK DX524	BK DX508
1989-88	2.8L	AT w/ ABS	D	CV5161		CV5525X	BK DX524	BK DX508
	2.8L	AT w/ ABS	P	CV5162		CV5525X	BK DX524	BK DX508
	2.8L	AT w/o ABS	D	CV5157		CV5525	BK DX524	BK DX508
	2.8L	AT w/o ABS	P	CV5158		CV5525	BK DX524	BK DX508
	2.8L	MT w/ ABS	D	CV5159		CV5525X	BK DX524	BK DX508
	2.8L	MT w/ ABS	P	CV5160		CV5525X	BK DX524	BK DX508
	2.8L	MT w/o ABS	D	CV5155		CV5525	BK DX524	BK DX508
	2.8L	MT w/o ABS	P	CV5156		CV5525	BK DX524	BK DX508
J2000								
1984	1.8L	MT Turbo	D	CV5091		CV5503	BK DX505	BK DX508
	1.8L	MT Turbo	P	CV5090		CV5503	BK DX505	BK DX508
	1.8L, 2.0L	AT w/o Turbo	D	CV5048		CV5518	BK DX510	BK DX503
	1.8L, 2.0L	AT w/o Turbo	P	CV5058		CV5518	BK DX510	BK DX503
	1.8L, 2.0L	MT w/o Turbo	D	CV5057		CV5518	BK DX510	BK DX503
	1.8L, 2.0L	MT w/o Turbo	P	CV5056		CV5518	BK DX510	BK DX503
1983	1.8L, 2.0L	AT	D	CV5025		CV5502	BK DX510	BK DX501
	1.8L, 2.0L	AT	P	CV5026		CV5502	BK DX510	BK DX501
	1.8L, 2.0L	MT	D	CV5027		CV5502	BK DX510	BK DX503
	1.8L, 2.0L	MT	P	CV5028		CV5502	BK DX510	BK DX503
1982	1.8L	AT w/ AC	D	CV5025		CV5502	BK DX510	BK DX501
	1.8L	AT w/ AC	P	CV5026		CV5502	BK DX510	BK DX501
	1.8L	AT w/o AC	D	CV5003		CV5502	BK DX510	BK DX512
	1.8L	AT w/o AC	P	CV5024		CV5502	BK DX510	BK DX512
	1.8L	MT	D	CV5002		CV5502	BK DX510	BK DX512
	1.8L	MT	P	CV5018		CV5502	BK DX510	BK DX512
LEMANS								
1993-89	1.6L	AT	D	CV5190		CV5533	BK DX521	BK DX522
	1.6L	AT	P	CV5191		CV5533	BK DX521	BK DX543
	1.6L	MT	D	CV5188		CV5533	BK DX521	BK DX543
	1.6L	MT	P	CV5189		CV5533	BK DX521	BK DX543
1990-89	2.0L	AT	D	CV5178		CV5534	BK DX521	BK DX522
	2.0L	AT	P	CV5179		CV5534	BK DX521	BK DX543
	2.0L	MT	D	CV5180		CV5534	BK DX521	BK DX543
	2.0L	MT	P	CV5181		CV5534	BK DX521	BK DX543
1988	1.6L	AT w/ 3 Pleat Boot	D	CV5190		CV5533	BK DX521	BK DX522
	1.6L	AT w/ 3 Pleat Boot	P	CV5191		CV5533	BK DX521	BK DX543
	1.6L	AT w/ 4 Pleat Boot	D	CV5190		CV5532	BK DX702	BK DX503
	1.6L	AT w/ 4 Pleat Boot	P	CV5191		CV5532	BK DX702	BK DX539
	1.6L	MT w/ 3 Pleat Outboard Boot w/22 Spline Tulip	D	CV5182		CV5533	BK DX521	BK DX543
	1.6L	MT w/ 3 Pleat Outboard Boot w/22 Spline Tulip	P	CV5183		CV5533	BK DX521	BK DX543

PONTIAC (cont.)

Year Année Ano	Engine	Application Applicacion	Side Coté Lado	Reman CV Shaft Cardan réusiné Cardanica resinada	CV Shaft w/New Outer Joint Cardan avec Joint Ext. Neuf	Reman Outer Joint & Boot Joint Ext. réusiné & Soufflet	Outer Boot Kit Ensemble Soufflet Extérieur Juegos de bota exterior	Inner Boot Kit Ensemble Soufflet Intérieur Juegos de bota Interior
PONTIAC (Cont'd)								
LEMANS (Cont'd)								
1988	1.6L	MT w/ 3 Pleat Outboard Boot w/34 Spline Tulip	D	CV5188		CV5533	BK DX521	BK DX543
	1.6L	MT w/ 3 Pleat Outboard Boot w/34 Spline Tulip	P	CV5189		CV5533	BK DX521	BK DX543
	1.6L	MT w/ 4 Pleat Outboard Boot w/22 Spline Tulip	D	CV5186		CV5532	BK DX702	BK DX540
	1.6L	MT w/ 4 Pleat Outboard Boot w/22 Spline Tulip	P	CV5187		CV5532	BK DX702	BK DX540
MONTANA								
2002	3.4L	AWD	D	CV5376				
	3.4L	AWD	P	CV5418				
2002-00	3.4L	FWD	D	CV5376			BK DX524	BK DX508
	3.4L	FWD	P	CV5377			BK DX524	BK DX508
1999	3.4L		D	CV5361			BK DX524	BK DX508
	3.4L		P	CV5370			BK DX524	BK DX508
OPTIMA								
1993-89	1.6L	AT	D	CV5190		CV5533	BK DX521	BK DX522
	1.6L	AT	P	CV5191		CV5533	BK DX521	BK DX543
	1.6L	MT	D	CV5188		CV5533	BK DX521	BK DX543
	1.6L	MT	P	CV5189		CV5533	BK DX521	BK DX543
1990-88	2.0L	AT	D	CV5178		CV5534	BK DX521	BK DX522
	2.0L	AT	P	CV5179		CV5534	BK DX521	BK DX543
	2.0L	MT	D	CV5180		CV5534	BK DX521	BK DX543
	2.0L	MT	P	CV5181		CV5534	BK DX521	BK DX543
1988	1.6L	AT w/ 3 Pleat Boot	D	CV5190		CV5533	BK DX521	BK DX522
	1.6L	AT w/ 3 Pleat Boot	P	CV5191		CV5533	BK DX521	BK DX543
	1.6L	AT w/ 4 Pleat Boot	D	CV5190		CV5532	BK DX702	BK DX503
	1.6L	AT w/ 4 Pleat Boot	P	CV5191		CV5532	BK DX702	BK DX539
	1.6L	MT w/ 3 Pleat Outboard Boot w/22 Spline Tulip	D	CV5182		CV5533	BK DX521	BK DX543
	1.6L	MT w/ 3 Pleat Outboard Boot w/22 Spline Tulip	P	CV5183		CV5533	BK DX521	BK DX543
	1.6L	MT w/ 3 Pleat Outboard Boot w/34 Spline Tulip	D	CV5188		CV5533	BK DX521	BK DX543
	1.6L	MT w/ 3 Pleat Outboard Boot w/34 Spline Tulip	P	CV5189		CV5533	BK DX521	BK DX543
	1.6L	MT w/ 4 Pleat Outboard Boot w/22 Spline Tulip	D	CV5186		CV5532	BK DX702	BK DX540
	1.6L	MT w/ 4 Pleat Outboard Boot w/22 Spline Tulip	P	CV5187		CV5532	BK DX702	BK DX540
PHOENIX								
1984	2.5L	AT	D	CV5022		CV5518	BK DX510	BK DX512
	2.5L	AT	P	CV5023		CV5518	BK DX510	BK DX512
	2.5L	MT	D	CV5020		CV5518	BK DX510	BK DX512
	2.5L	MT	P	CV5021		CV5518	BK DX510	BK DX512
	2.8L	AT	D	CV5022		CV5518	BK DX510	BK DX512
	2.8L	AT	P	CV5023		CV5518	BK DX510	BK DX512
	2.8L	MT	D	CV5020		CV5518	BK DX510	BK DX512
	2.8L	MT	P	CV5021		CV5518	BK DX510	BK DX512
1983-80	2.5L	AT	D	CV5003		CV5502	BK DX510	BK DX512
	2.5L	AT	P	CV5004		CV5502	BK DX510	BK DX512

PONTIAC (cont.)

Year Année Ano	Engine	Application Aplicacion	Side Coté Lado	Reman CV Shaft Cardan réusiné Cardanica resinada	CV Shaft w/New Outer Joint Cardan avec Joint Ext. Neuf	Reman Outer Joint & Boot Joint Ext. réusiné & Soufflet	Outer Boot Kit Ensemble Soufflet Extérieur Juegos de bota exterior	Inner Boot Kit Ensemble Soufflet Intérieur Juegos de bota Interior
PONTIAC (Cont'd)								
PHOENIX (Cont'd)								
1983-80	2.5L	AT w/35mm Seal diameter on Inboard Housing Passenger Side	D	CV5003		CV5502	BK DX510	BK DX512
	2.5L	AT w/35mm Seal diameter on Inboard Housing Passenger Side	P	CV5004		CV5502	BK DX510	BK DX512
	2.5L	AT w/40mm Seal diameter on Inboard Housing Passenger Side	D	CV5003		CV5502	BK DX510	BK DX512
	2.5L	AT w/40mm Seal diameter on Inboard Housing Passenger Side	P	CV5004S		CV5502	BK DX510	BK DX512
	2.5L	MT	D	CV5002		CV5502	BK DX510	BK DX512
	2.5L	MT	P	CV5001		CV5502	BK DX510	BK DX512
	2.8L	AT	D	CV5003		CV5502	BK DX510	BK DX512
	2.8L	AT	P	CV5004		CV5502	BK DX510	BK DX512
	2.8L	MT	D	CV5002		CV5502	BK DX510	BK DX512
2.8L	MT	P	CV5001		CV5502	BK DX510	BK DX512	
SUNBIRD								
1994-92	2.0L	AT	D	CV5284		CV5508X	BK DX523	BK DX503
	2.0L	AT	P	CV5285		CV5508X	BK DX523	BK DX503
	2.0L	MT	D	CV5286		CV5508X	BK DX523	BK DX503
	2.0L	MT	P	CV5287		CV5508X	BK DX523	BK DX503
	3.1L	AT	D	CV5284		CV5508X	BK DX523	BK DX549
	3.1L	AT	P	CV5285		CV5508X	BK DX523	BK DX549
	3.1L	MT	D	CV5271		CV5510X	BK DX524	BK DX529
	3.1L	MT	P	CV5272		CV5510X	BK DX524	BK DX529
1991	3.1L	AT	D	CV5048		CV5508	BK DX523	BK DX503
	3.1L	AT	P	CV5058		CV5508	BK DX523	BK DX503
	3.1L	MT	D	CV5091		CV5510	BK DX524	BK DX529
	3.1L	MT	P	CV5095		CV5510	BK DX524	BK DX529
1991-85	2.0L	AT	D	CV5048		CV5508	BK DX523	BK DX503
	2.0L	AT	P	CV5058		CV5508	BK DX523	BK DX503
	2.0L	MT w/o Turbo	D	CV5057		CV5508	BK DX523	BK DX503
	2.0L	MT w/o Turbo	P	CV5056		CV5508	BK DX523	BK DX503
1990-87	2.0L	MT Turbo w/ Round Shaped Tulip	D	CV5091		CV5510	BK DX524	BK DX529
	2.0L	MT Turbo w/ Round Shaped Tulip	P	CV5096		CV5510	BK DX524	BK DX529
	2.0L	MT Turbo w/ Y-Shaped Tulip	D	CV5091		CV5510	BK DX524	BK DX508
	2.0L	MT Turbo w/ Y-Shaped Tulip	P	CV5096		CV5510	BK DX524	BK DX508
1986-85	1.8L	AT	D	CV5048		CV5508	BK DX523	BK DX503
	1.8L	AT	P	CV5058		CV5508	BK DX523	BK DX503
	1.8L	MT Turbo	D	CV5091		CV5510	BK DX524	BK DX508
	1.8L	MT Turbo	P	CV5090		CV5510	BK DX524	BK DX508
	1.8L	MT w/o Turbo	D	CV5057		CV5508	BK DX523	BK DX503
	1.8L	MT w/o Turbo	P	CV5056		CV5508	BK DX523	BK DX503
SUNBURST								
1988-87	1.5L	AT w/o Turbo	D	CV5114		CV5546	BK DX373	BK DX215
	1.5L	AT w/o Turbo	P	CV5115		CV5545	BK DX380	BK DX211
	1.5L	MT w/o Turbo	D	CV5116		CV5546	BK DX373	BK DX215
	1.5L	MT w/o Turbo	P	CV5117		CV5545	BK DX380	BK DX211
	1.5L	Turbo	D	CV5174		CV5543	BK DX217	BK DX218
	1.5L	Turbo	P	CV5151		CV5543	BK DX217	BK DX218
1986-85	1.5L	AT	D	CV5114		CV5546	BK DX373	BK DX215
	1.5L	AT	P	CV5115		CV5546	BK DX373	BK DX215

PONTIAC (cont.)

Year Année Ano	Engine	Application Aplicacion	Side Coté Lado	Reman CV Shaft Cardan réusiné Cardanica resinada	CV Shaft w/New Outer Joint Cardan avec Joint Ext. Neuf	Reman Outer Joint & Boot Joint Ext. réusiné & Soufflet	Outer Boot Kit Ensemble Soufflet Extérieur Juegos de bota exterior	Inner Boot Kit Ensemble Soufflet Intérieur Juegos de bota Interior
PONTIAC (Cont'd)								
SUNBURST (Cont'd)								
1986-85	1.5L	MT	D	CV5116		CV5546	BK DX373	BK DX215
	1.5L	MT	P	CV5117		CV5546	BK DX373	BK DX215
SUNFIRE								
2002	2.2L	AT 4 spd. w/ Ecotec engine	D	CV5367			BK DX524	BK DX549
	2.2L	AT 4 spd. w/ Ecotec engine	P	CV5368			BK DX524	BK DX549
	2.2L	AT 4 spd. w/o Ecotec engine	D	CV5367			BK DX523	BK DX555
	2.2L	AT 4 spd. w/o Ecotec engine	P	CV5368			BK DX523	BK DX555
2002-00	2.2L	MT	D	CV5387		CV5510X	BK DX524	BK DX549
	2.2L	MT	P	CV5388		CV5510X	BK DX524	BK DX549
	2.4L	MT	D	CV5387		CV5510X	BK DX524	BK DX549
	2.4L	MT	P	CV5388		CV5510X	BK DX524	BK DX549
2002-96	2.4L	AT 4 spd.	D	CV5367		CV5510X	BK DX524	BK DX549
	2.4L	AT 4 spd.	P	CV5368		CV5510X	BK DX524	BK DX549
2001-00	2.2L	AT 3 spd.	D	CV5306		CV5571X	BK DX523	BK DX555
	2.2L	AT 3 spd.	P	CV5307		CV5571X	BK DX523	BK DX555
	2.2L	AT 4 spd.	D	CV5367		CV5571X	BK DX523	BK DX555
	2.2L	AT 4 spd.	P	CV5368		CV5571X	BK DX523	BK DX555
	2.4L	AT 3 spd.	D	CV5306		CV5571X	BK DX523	BK DX555
	2.4L	AT 3 spd.	P	CV5307		CV5571X	BK DX523	BK DX555
1999-98	2.2L	AT 3 spd.	D	CV5306		CV5571X	BK DX523	BK DX545
	2.2L	AT 3 spd.	P	CV5307		CV5571X	BK DX523	BK DX545
	2.2L	AT 4 spd.	D	CV5367		CV5571X	BK DX523	BK DX545
	2.2L	AT 4 spd.	P	CV5368		CV5571X	BK DX523	BK DX545
	2.2L	MT	D	CV5308		CV5571X	BK DX523	BK DX545
	2.2L	MT	P	CV5309		CV5571X	BK DX523	BK DX545
	2.4L	AT 3 spd.	D	CV5306		CV5571X	BK DX523	BK DX545
	2.4L	AT 3 spd.	P	CV5307		CV5571X	BK DX523	BK DX545
1999-97	2.4L	MT	D	CV5308		CV5510X	BK DX524	BK DX549
	2.4L	MT	P	CV5309		CV5510X	BK DX524	BK DX549
1997	2.2L	AT 4 spd.	D	CV5367		CV5571X	BK DX523	BK DX549
	2.2L	AT 4 spd.	P	CV5368		CV5571X	BK DX523	BK DX549
	2.4L	AT 3 spd.	D	CV5306		CV5571X	BK DX523	BK DX503
	2.4L	AT 3 spd.	P	CV5307		CV5571X	BK DX523	BK DX503
1997-95	2.2L	AT 3 spd.	D	CV5306			BK DX523	BK DX503
	2.2L	AT 3 spd.	P	CV5307			BK DX523	BK DX503
	2.2L	MT	D	CV5308			BK DX523	BK DX503
	2.2L	MT	P	CV5309			BK DX523	BK DX503
1996	2.2L	AT 4 spd.	D	CV5367		CV5510X	BK DX524	BK DX549
	2.2L	AT 4 spd.	P	CV5368		CV5510X	BK DX524	BK DX549
	2.4L	AT 3 spd.	D	CV5306		CV5510X	BK DX524	BK DX549
	2.4L	AT 3 spd.	P	CV5307		CV5510X	BK DX524	BK DX549
	2.4L	MT	D	CV5312		CV5510X	BK DX524	BK DX549
	2.4L	MT	P	CV5313		CV5510X	BK DX524	BK DX549
1995	2.3L	AT	D	CV5367		CV5510X	BK DX524	BK DX549
	2.3L	AT	P	CV5368		CV5510X	BK DX524	BK DX549
	2.3L	MT	D	CV5312		CV5510X	BK DX524	BK DX549
	2.3L	MT	P	CV5313		CV5510X	BK DX524	BK DX549
SUNRUNNER								
1997-96	1.6L		D	CV9803		CV9852	BK DX373	BK DX762
	1.6L		P	CV9831		CV9852	BK DX373	BK DX762

PONTIAC (cont.)

Year Année Ano	Engine	Application Applicacion	Side Coté Lado	Reman CV Shaft Cardan réusiné Cardanica resinada	CV Shaft w/New Outer Joint Cardan avec Joint Ext. Neuf	Reman Outer Joint & Boot Joint Ext. réusiné & Soufflet	Outer Boot Kit Ensemble Soufflet Extérieur Juegos de bota exterior	Inner Boot Kit Ensemble Soufflet Intérieur Juegos de bota Interior
PONTIAC (Cont'd)								
SUNRUNNER (Cont'd)								
1995-94	1.6L		D	CV9803		CV9852	BK DX373	BK DX762
	1.6L		P	CV9804		CV9852	BK DX373	BK DX762
TEMPEST								
1991-90	2.2L, 2.3L	AT	D	CV5048		CV5508	BK DX523	BK DX503
	2.2L, 2.3L	AT	P	CV5058		CV5508	BK DX523	BK DX503
	3.1L, 2.3L	MT	D	CV5057		CV5508	BK DX523	BK DX503
	2.2L, 2.3L	MT	P	CV5056		CV5508	BK DX523	BK DX503
	3.1L	AT w/ Round Shaped Tulip	D	CV5048		CV5510	BK DX524	BK DX529
	3.1L	AT w/ Round Shaped Tulip	P	CV5054		CV5510	BK DX524	BK DX529
	3.1L	AT w/ Y-Shaped Tulip	D	CV5048		CV5508	BK DX523	BK DX503
	3.1L	AT w/ Y-Shaped Tulip	P	CV5058		CV5508	BK DX523	BK DX503
	3.1L	MT w/ Round Shaped Tulip	D	CV5091		CV5510	BK DX524	BK DX529
	3.1L	MT w/ Round Shaped Tulip	P	CV5095		CV5510	BK DX524	BK DX529
	3.1L	MT w/ Y-Shaped Tulip	D	CV5091		CV5510	BK DX524	BK DX508
	3.1L	MT w/ Y-Shaped Tulip	P	CV5095		CV5510	BK DX524	BK DX508
	1989-87	2.0L	AT	D	CV5048		CV5508	BK DX523
2.0L		AT	P	CV5058		CV5508	BK DX523	BK DX503
2.0L		MT	D	CV5057		CV5508	BK DX523	BK DX503
2.0L		MT	P	CV5056		CV5508	BK DX523	BK DX503
2.8L		AT w/ Round Shaped Tulip	D	CV5048		CV5510	BK DX524	BK DX529
2.8L		AT w/ Round Shaped Tulip	P	CV5054		CV5510	BK DX524	BK DX529
2.8L		AT w/ Y-Shaped Tulip	D	CV5048		CV5508	BK DX523	BK DX503
2.8L		AT w/ Y-Shaped Tulip	P	CV5058		CV5508	BK DX523	BK DX503
2.8L		MT w/ Round Shaped Tulip	D	CV5091		CV5510	BK DX524	BK DX529
2.8L		MT w/ Round Shaped Tulip	P	CV5095		CV5510	BK DX524	BK DX529
2.8L		MT w/ Y-Shaped Tulip	D	CV5091		CV5510	BK DX524	BK DX508
2.8L		MT w/ Y-Shaped Tulip	P	CV5095		CV5510	BK DX524	BK DX508
TRANS SPORT								
1998-97	3.4L		D	CV5369		CV5562	BK DX524	BK DX508
	3.4L		P	CV5370		CV5562	BK DX524	BK DX508
1996	3.4L	AT 3 spd.	D	CV5277		CV5562	BK DX524	BK DX508
	3.4L	AT 3 spd.	P	CV5278		CV5562	BK DX524	BK DX508
	3.4L	AT 4 spd.	D	CV5279		CV5562	BK DX524	BK DX508
	3.4L	AT 4 spd.	P	CV5280		CV5562	BK DX524	BK DX508
1995-92	3.1L	AT 3 spd.	D	CV5277		CV5562	BK DX524	BK DX508
	3.1L	AT 3 spd.	P	CV5278		CV5562	BK DX524	BK DX508
	3.1L	AT 4 spd.	D	CV5279		CV5562	BK DX524	BK DX508
	3.1L	AT 4 spd.	P	CV5280		CV5562	BK DX524	BK DX508
	3.8L	AT 3 spd.	D	CV5277		CV5562	BK DX524	BK DX508
	3.8L	AT 3 spd.	P	CV5278		CV5562	BK DX524	BK DX508
	3.8L	AT 4 spd.	D	CV5279		CV5562	BK DX524	BK DX508
1991-90	3.1L		D	CV5046		CV5507	BK DX524	BK DX508
	3.1L		P	CV5047		CV5507	BK DX524	BK DX508
PORSCHE								
911								
1989	3.6L	w/o Turbo	D	CV1809		CV1859	BK DX902	BK DX902
	3.6L	w/o Turbo	P	CV1809		CV1859	BK DX902	BK DX902
1989-84	3.2L	w/o Turbo	D	CV1809		CV1859	BK DX902	BK DX902

PORSCHE (cont.)

Year Année Ano	Engine	Application Applicacion	Side Coté Lado	Reman CV Shaft Cardan réusiné Cardanica resinada	CV Shaft w/New Outer Joint Cardan avec Joint Ext. Neuf	Reman Outer Joint & Boot Joint Ext. réusiné & Soufflet	Outer Boot Kit Ensemble Soufflet Extérieur Juegos de bota exterior	Inner Boot Kit Ensemble Soufflet Intérieur Juegos de bota Interior
PORSCHE (Cont'd)								
911 (Cont'd)								
1989-84	3.2L	w/o Turbo	P	CV1809		CV1859	BK DX902	BK DX902
	3.3L	Turbo	D	CV1808		CV1856	BK DX902	BK DX902
	3.3L	Turbo	P	CV1808		CV1856	BK DX902	BK DX902
1985-84	3.2L	Turbo	D	CV1808		CV1856	BK DX902	BK DX902
	3.2L	Turbo	P	CV1808		CV1856	BK DX902	BK DX902
1983-81	3.3L	Turbo	D	CV1805		CV1871	BK DX123	BK DX123
	3.3L	Turbo	P	CV1805		CV1871	BK DX123	BK DX123
1983-78	3.0L	Sportmatic Transmission w/o Turbo	D	CV1807		CV1870	BK DX123	BK DX123
	3.0L	Sportmatic Transmission w/o Turbo	P	CV1807		CV1870	BK DX123	BK DX123
	3.0L	w/o Sportmatic Transmission w/o Turbo	D	CV1806		CV7209	BK DX123	BK DX123
	3.0L	w/o Sportmatic Transmission w/o Turbo	P	CV1806		CV7209	BK DX123	BK DX123
1977-76	3.0L	Turbo	D	CV1805		CV1871	BK DX123	BK DX123
	3.0L	Turbo	P	CV1805		CV1871	BK DX123	BK DX123
1977-75	2.7L	Sportmatic Transmission w/o Turbo	D	CV1807		CV1870	BK DX123	BK DX123
	2.7L	Sportmatic Transmission w/o Turbo	P	CV1807		CV1870	BK DX123	BK DX123
	2.7L	w/o Sportmatic Transmission w/o Turbo	D	CV1806		CV7209	BK DX123	BK DX123
	2.7L	w/o Sportmatic Transmission w/o Turbo	P	CV1806		CV7209	BK DX123	BK DX123
1975-74	2.7L		D	CV1803		CV1870	BK DX123	BK DX123
	2.7L		P	CV1803		CV1870	BK DX123	BK DX123
1973-72	2.3L		D	CV1803		CV1870	BK DX123	BK DX123
	2.3L		P	CV1803		CV1870	BK DX123	BK DX123
924								
1988-87	2.5L		D	CV1813		CV1872	BK DX714	BK DX714
	2.5L		P	CV1813		CV1872	BK DX714	BK DX714
1982-77	2.0L		D	CV1813		CV1872	BK DX714	BK DX714
	2.0L		P	CV1813		CV1872	BK DX714	BK DX714
928								
1984-83	4.7L		D	CV1814		CV1873	BK DX902	BK DX902
	4.7L		P	CV1814		CV1873	BK DX902	BK DX902
1982	4.5L		D	CV1814		CV1873	BK DX902	BK DX902
	4.5L		P	CV1814		CV1873	BK DX902	BK DX902
1981-78	4.5L		D	CV1815		CV1873	BK DX711	BK DX711
	4.5L		P	CV1815		CV1873	BK DX711	BK DX711
930								
1979-78	3.3L	Sportmatic Transmission	D	CV1807		CV1870	BK DX123	BK DX123
	3.3L	Sportmatic Transmission	P	CV1807		CV1870	BK DX123	BK DX123
	3.3L	Turbo	D	CV1805		CV1871	BK DX123	BK DX123
	3.3L	Turbo	P	CV1805		CV1871	BK DX123	BK DX123
	3.3L	w/o Sportmatic Transmission	D	CV1806		CV7209	BK DX123	BK DX123
	3.3L	w/o Sportmatic Transmission	P	CV1806		CV7209	BK DX123	BK DX123
944								
1991-90	3.0L	Turbo	D	CV1819			BK DX714	BK DX714
	3.0L	Turbo	P	CV1820			BK DX714	BK DX714
1991-89	3.0L	AT w/o Turbo	D	CV1817			BK DX714	BK DX714
	3.0L	AT w/o Turbo	P	CV1818			BK DX714	BK DX714
	3.0L	MT w/o Turbo	D	CV1816		CV1872	BK DX714	BK DX714
	3.0L	MT w/o Turbo	P	CV1816		CV1872	BK DX714	BK DX714
1989	2.7L	AT w/o Turbo	D	CV1817			BK DX714	BK DX714
	2.7L	AT w/o Turbo	P	CV1818			BK DX714	BK DX714

PORSCHE (cont.)

Year Année Ano	Engine	Application Applicacion	Side Coté Lado	Reman CV Shaft Cardan réusiné Cardanica resinada	CV Shaft w/New Outer Joint Cardan avec Joint Ext. Neuf	Reman Outer Joint & Boot Joint Ext. réusiné & Soufflet	Outer Boot Kit Ensemble Soufflet Extérieur Juegos de bota exterior	Inner Boot Kit Ensemble Soufflet Intérieur Juegos de bota Interior
PORSCHE (Cont'd)								
944 (Cont'd)								
1989	2.7L	MT w/o Turbo	D	CV1816		CV1872	BK DX714	BK DX714
	2.7L	MT w/o Turbo	P	CV1816		CV1872	BK DX714	BK DX714
1989-86	2.5L	Turbo	D	CV1819			BK DX714	BK DX714
	2.5L	Turbo	P	CV1820			BK DX714	BK DX714
1988-86	2.5L	AT w/o Turbo	D	CV1817			BK DX714	BK DX714
	2.5L	AT w/o Turbo	P	CV1818			BK DX714	BK DX714
	2.5L	MT w/o Turbo	D	CV1816		CV1872	BK DX714	BK DX714
	2.5L	MT w/o Turbo	P	CV1816		CV1872	BK DX714	BK DX714
1985	2.5L	From 2/85 AT w/o Turbo	D	CV1817			BK DX714	BK DX714
	2.5L	From 2/85 AT w/o Turbo	P	CV1818			BK DX714	BK DX714
	2.5L	From 2/85 MT w/o Turbo	D	CV1816		CV1872	BK DX714	BK DX714
	2.5L	From 2/85 MT w/o Turbo	P	CV1816		CV1872	BK DX714	BK DX714
1984-83	2.5L	AT	D	CV1821		CV1872	BK DX714	BK DX714
	2.5L	AT	P	CV1821		CV1872	BK DX714	BK DX714
	2.5L	MT	D	CV1813		CV1872	BK DX714	BK DX714
	2.5L	MT	P	CV1813		CV1872	BK DX714	BK DX714
RENAULT								
ALLIANCE								
1987	2.0L	AT	D	CV6404			BK DX642	BK DX648
	2.0L	AT	P	CV6403			BK DX642	BK DX646
	2.0L	MT	D	CV6404			BK DX642	BK DX648
	2.0L	MT	P	CV6403			BK DX642	BK DX646
1987-85	1.7L	AT	D	CV6404			BK DX642	BK DX648
	1.7L	AT	P	CV6403			BK DX642	BK DX646
	1.7L	MT	D	CV6404			BK DX642	BK DX648
	1.7L	MT	P	CV6403			BK DX642	BK DX646
1987-83	1.4L	AT	D	CV6404			BK DX642	BK DX648
	1.4L	AT	P	CV6403			BK DX642	BK DX646
	1.4L	MT	D	CV6404			BK DX642	BK DX648
	1.4L	MT	P	CV6403			BK DX642	BK DX646
ENCORE								
1986-85	1.7L	AT	D	CV6404			BK DX642	BK DX648
	1.7L	AT	P	CV6403			BK DX642	BK DX646
	1.7L	MT	D	CV6404			BK DX642	BK DX648
	1.7L	MT	P	CV6403			BK DX642	BK DX646
1986-84	1.4L	AT	D	CV6404			BK DX642	BK DX648
	1.4L	AT	P	CV6403			BK DX642	BK DX646
	1.4L	MT	D	CV6404			BK DX642	BK DX648
	1.4L	MT	P	CV6403			BK DX642	BK DX646
FUEGO								
1985-84	2.2L	B Bearing Outer Joint	D	CV6409		CV6509	BK DX651	BK DX652
	2.2L	B Bearing Outer Joint	P	CV6409		CV6509	BK DX651	BK DX652
	2.2L	Tripod Outer Joint	D	CV6409			BK DX642	BK DX644
	2.2L	Tripod Outer Joint	P	CV6409			BK DX642	BK DX644
1984-82	1.6L	B Bearing Outer Joint	D	CV6409		CV6509	BK DX651	BK DX652
	1.6L	B Bearing Outer Joint	P	CV6409		CV6509	BK DX651	BK DX652
	1.6L	Tripod Outer Joint	D	CV6409			BK DX642	BK DX644
	1.6L	Tripod Outer Joint	P	CV6409			BK DX642	BK DX644

RENAULT (cont.)

Year Année Ano	Engine	Application Aplicacion	Side Coté Lado	Reman CV Shaft Cardan réusiné Cardanica resinada	CV Shaft w/New Outer Joint Cardan avec Joint Ext. Neuf	Reman Outer Joint & Boot Joint Ext. réusiné & Soufflet	Outer Boot Kit Ensemble Soufflet Extérieur Juegos de bota exterior	Inner Boot Kit Ensemble Soufflet Intérieur Juegos de bota Interior
RENAULT (Cont'd)								
LECAR								
1985-84	2.2L	B & Cage O.J. & Triangular I.J.	D	CV6408		CV6508	BK DX650	BK DX643
	2.2L	B & Cage O.J. & Triangular I.J.	P	CV6408		CV6508	BK DX650	BK DX643
	2.2L	Tripod O.J. & Circular I.J.	D	CV6408			BK DX641	BK DX653
	2.2L	Tripod O.J. & Circular I.J.	P	CV6408			BK DX641	BK DX653
	2.2L	Tripod O.J. & Triangular I.J.	D	CV6408			BK DX641	BK DX643
	2.2L	Tripod O.J. & Triangular I.J.	P	CV6408			BK DX641	BK DX643
1984-80	1.4L	B & Cage O.J. & Triangular I.J.	D	CV6408		CV6508	BK DX650	BK DX643
	1.4L	B & Cage O.J. & Triangular I.J.	P	CV6408		CV6508	BK DX650	BK DX643
	1.4L	Tripod O.J. & Circular I.J.	D	CV6408			BK DX641	BK DX653
	1.4L	Tripod O.J. & Circular I.J.	P	CV6408			BK DX641	BK DX653
	1.4L	Tripod O.J. & Triangular I.J.	D	CV6408			BK DX641	BK DX643
	1.4L	Tripod O.J. & Triangular I.J.	P	CV6408			BK DX641	BK DX643
1979-77	1.3L	B & Cage O.J. & Triangular I.J.	D	CV6408		CV6508	BK DX650	BK DX643
	1.3L	B & Cage O.J. & Triangular I.J.	P	CV6408		CV6508	BK DX650	BK DX643
	1.3L	Tripod O.J. & Circular I.J.	D	CV6408			BK DX641	BK DX653
	1.3L	Tripod O.J. & Circular I.J.	P	CV6408			BK DX641	BK DX653
	1.3L	Tripod O.J. & Triangular I.J.	D	CV6408			BK DX641	BK DX643
	1.3L	Tripod O.J. & Triangular I.J.	P	CV6408			BK DX641	BK DX643
R18								
1981	1.6L	B Bearing Outer Joint	D	CV6409		CV6509	BK DX651	BK DX652
	1.6L	B Bearing Outer Joint	P	CV6409		CV6509	BK DX651	BK DX652
	1.6L	Tripod Outer Joint	D	CV6409			BK DX642	BK DX644
	1.6L	Tripod Outer Joint	P	CV6409			BK DX642	BK DX644
R18I								
1986-84	2.2L	B Bearing Outer Joint	D	CV6409		CV6509	BK DX651	BK DX652
	2.2L	B Bearing Outer Joint	P	CV6409		CV6509	BK DX651	BK DX652
	2.2L	Tripod Outer Joint	D	CV6409			BK DX642	BK DX644
	2.2L	Tripod Outer Joint	P	CV6409			BK DX642	BK DX644
1983-81	1.6L	B Bearing Outer Joint	D	CV6409		CV6509	BK DX651	BK DX652
	1.6L	B Bearing Outer Joint	P	CV6409		CV6509	BK DX651	BK DX652
	1.6L	Tripod Outer Joint	D	CV6409			BK DX642	BK DX644
	1.6L	Tripod Outer Joint	P	CV6409			BK DX642	BK DX644
R5								
1986	2.2L	B & Cage O.J. & Triangular I.J.	D	CV6408		CV6508	BK DX650	BK DX643
	2.2L	B & Cage O.J. & Triangular I.J.	P	CV6408		CV6508	BK DX650	BK DX643
	2.2L	Tripod O.J. & Circular I.J.	D	CV6408			BK DX641	BK DX653
	2.2L	Tripod O.J. & Circular I.J.	P	CV6408			BK DX641	BK DX653
	2.2L	Tripod O.J. & Triangular I.J.	D	CV6408			BK DX641	BK DX643
	2.2L	Tripod O.J. & Triangular I.J.	P	CV6408			BK DX641	BK DX643
1976	1.3L	B & Cage O.J. & Triangular I.J.	D	CV6408		CV6508	BK DX650	BK DX643
	1.3L	B & Cage O.J. & Triangular I.J.	P	CV6408		CV6508	BK DX650	BK DX643
	1.3L	Tripod O.J. & Circular I.J.	D	CV6408			BK DX641	BK DX653
	1.3L	Tripod O.J. & Circular I.J.	P	CV6408			BK DX641	BK DX653
	1.3L	Tripod O.J. & Triangular I.J.	D	CV6408			BK DX641	BK DX643
	1.3L	Tripod O.J. & Triangular I.J.	P	CV6408			BK DX641	BK DX643
SAAB								
9-3								
2002-00	2.3L	Viggen	D	CV1958				
	2.3L	Viggen	P	CV1958				
2002-99	2.0L	exc. Viggen	D	CV1952			BK DX347	BK DX345

Year Année Ano	Engine	Application Aplicacion	Side Coté Lado	Reman CV Shaft Cardan réusiné Cardanica resinada	CV Shaft w/New Outer Joint Cardan avec Joint Ext. Neuf	Reman Outer Joint & Boot Joint Ext. réusiné & Soufflet	Outer Boot Kit Ensemble Soufflet Extérieur Juegos de bota exterior	Inner Boot Kit Ensemble Soufflet Intérieur Juegos de bota Interior
SAAB (Cont'd)								
9-3 (Cont'd)								
2002-99	2.0L	exc. Viggen	P	CV1959			BK DX347	BK DX346
9-5								
2002	2.3L		D	CV1960				
	2.3L		P	CV1961				
	3.0L		D	CV1960				
	3.0L		P	CV1961				
2001-99	2.3L		D	CV1957			BK DX348	BK DX346
	2.3L		P	CV1957			BK DX348	BK DX346
	3.0L		D	CV1957			BK DX348	BK DX346
	3.0L		P	CV1957			BK DX348	BK DX346
900								
1998-95	2.0L	w/ Turbo	D	CV1952			BK DX906	BK DX345
	2.0L	w/ Turbo	P	CV1952			BK DX906	BK DX345
	2.3L	AT w/o Turbo	D	CV1952			BK DX906	BK DX345
	2.3L	AT w/o Turbo	P	CV1952			BK DX906	BK DX345
	2.3L	MT w/o Turbo	D	CV1954			BK DX906	BK DX539
	2.3L	MT w/o Turbo	P	CV1954			BK DX906	BK DX539
1997	2.3L	w/ Turbo	D	CV1952			BK DX906	BK DX345
	2.3L	w/ Turbo	P	CV1952			BK DX906	BK DX345
1997-94	2.5L		D	CV1952			BK DX906	BK DX345
	2.5L		P	CV1956			BK DX906	BK DX345
1994	2.0L	Hatchback w/ Turbo	D	CV1952			BK DX906	BK DX345
	2.0L	Hatchback w/ Turbo	P	CV1952			BK DX906	BK DX345
	2.0L, 2.1L	Convertible	D	CV1919		CV1929X	BK DX701	BK DX345
	2.0L, 2.1L	Convertible	P	CV1920		CV1929X	BK DX701	BK DX345
	2.3L	Hatchback AT w/o Turbo	D	CV1952			BK DX906	BK DX345
	2.3L	Hatchback AT w/o Turbo	P	CV1952			BK DX906	BK DX539
	2.3L	Hatchback MT w/o Turbo	D	CV1954			BK DX906	BK DX539
	2.3L	Hatchback MT w/o Turbo	P	CV1954			BK DX906	BK DX345
1993-91	2.1L		D	CV1919		CV1929X	BK DX701	BK DX345
	2.1L		P	CV1920		CV1929X	BK DX701	BK DX345
1993-90	2.0L		D	CV1919		CV1929X	BK DX701	BK DX345
	2.0L		P	CV1920		CV1929X	BK DX701	BK DX345
1989	2.0L		D	CV1913		CV1929	BK DX701	BK DX345
	2.0L		P	CV1914		CV1929	BK DX701	BK DX345
1988	2.0L	16 Valve	D	CV1913		CV1929	BK DX701	BK DX345
	2.0L	16 Valve	P	CV1914		CV1929	BK DX701	BK DX345
	2.0L	8 Valve	D	CV1911		CV1929	BK DX701	BK DX343
	2.0L	8 Valve	P	CV1912		CV1929	BK DX701	BK DX343
1987-86	2.0L	16 Valve	D	CV1913		CV1928	BK DX342	BK DX345
	2.0L	16 Valve	P	CV1914		CV1928	BK DX342	BK DX345
	2.0L	8 Valve	D	CV1911		CV1928	BK DX342	BK DX343
	2.0L	8 Valve	P	CV1912		CV1928	BK DX342	BK DX343
1985	2.0L	16 Valve	D	CV1909		CV1927	BK DX342	BK DX345
	2.0L	16 Valve	P	CV1910		CV1927	BK DX342	BK DX345
	2.0L	8 Valve	D	CV1903		CV1927	BK DX342	BK DX343
	2.0L	8 Valve	P	CV1904		CV1927	BK DX342	BK DX343
1984-79	2.0L		D	CV1903		CV1927	BK DX342	BK DX343
	2.0L		P	CV1904		CV1927	BK DX342	BK DX343
9000								
1998-94	2.3L	Turbo	D	CV1950		CV1933	BK DX124	BK DX345

SAAB (cont.)

Year Année Ano	Engine	Application Applicacion	Side Coté Lado	Reman CV Shaft Cardan réusiné Cardanica resinada	CV Shaft w/New Outer Joint Cardan avec Joint Ext. Neuf	Reman Outer Joint & Boot Joint Ext. réusiné & Soufflet	Outer Boot Kit Ensemble Soufflet Extérieur Juegos de bota exterior	Inner Boot Kit Ensemble Soufflet Intérieur Juegos de bota Interior
----------------------	--------	----------------------------	----------------------	---	---	---	---	---

SAAB (Cont'd)

9000 (Cont'd)

1998-94	2.3L	Turbo	P	CV1950		CV1933	BK DX124	BK DX345
1997-95	3.0L		D	CV1923		CV1932	BK DX701	BK DX345
	3.0L		P	CV1923		CV1932	BK DX701	BK DX345
1994	2.3L	w/o Turbo	D	CV1923		CV1932	BK DX701	BK DX345
	2.3L	w/o Turbo	P	CV1923		CV1932	BK DX701	BK DX345
1993-91	2.3L	AT Turbo	D	CV1950		CV1933	BK DX124	BK DX345
	2.3L	AT Turbo	P	CV1950		CV1933	BK DX124	BK DX345
	2.3L	AT w/o Turbo	D	CV1923		CV1932	BK DX701	BK DX345
	2.3L	AT w/o Turbo	P	CV1923		CV1932	BK DX701	BK DX345
	2.3L	MT Turbo	D	CV1951		CV1933	BK DX124	BK DX345
	2.3L	MT Turbo	P	CV1950		CV1933	BK DX124	BK DX345
	2.3L	MT w/o Turbo	D	CV1924		CV1932	BK DX701	BK DX345
	2.3L	MT w/o Turbo	P	CV1923		CV1932	BK DX701	BK DX345
1990	2.0L, 2.3L	AT	D	CV1923		CV1932	BK DX701	BK DX345
	2.0L, 2.3L	AT	P	CV1924		CV1932	BK DX701	BK DX345
	2.0L, 2.3L	MT	D	CV1924		CV1932	BK DX701	BK DX345
	2.0L, 2.3L	MT	P	CV1924		CV1932	BK DX701	BK DX345
1989-86	2.0L	AT w/ ABS	D	CV1921		CV1926X	BK DX701	BK DX345
	2.0L	AT w/ ABS	P	CV1922		CV1926X	BK DX701	BK DX345
	2.0L	AT w/o ABS	D	CV1905		CV1926	BK DX701	BK DX345
	2.0L	AT w/o ABS	P	CV1906		CV1926	BK DX701	BK DX345
	2.0L	MT w/ ABS	D	CV1922		CV1926X	BK DX701	BK DX345
	2.0L	MT w/ ABS	P	CV1922		CV1926X	BK DX701	BK DX345
	2.0L	MT w/o ABS	D	CV1906		CV1926	BK DX701	BK DX345
	2.0L	MT w/o ABS	P	CV1906		CV1926	BK DX701	BK DX345

SATURN

L SERIES

2002	2.2L, 3.0L	AT w/ ABS	D	CV5425				
	2.2L, 3.0L	AT w/ ABS	P	CV5425				
	2.2L, 3.0L	AT w/o ABS	D	CV5424				
	2.2L, 3.0L	AT w/o ABS	P	CV5424				
	2.2L, 3.0L	MT w/ ABS	D	CV5428				
	2.2L, 3.0L	MT w/ ABS	P	CV5429				
	2.2L, 3.0L	MT w/o ABS	D	CV5426				
	2.2L, 3.0L	MT w/o ABS	P	CV5427				

LS SERIES

2001-00	2.2L, 3.0L	AT w/ ABS	D	CV5425				
	2.2L, 3.0L	AT w/ ABS	P	CV5425				
	2.2L, 3.0L	AT w/o ABS	D	CV5424				
	2.2L, 3.0L	AT w/o ABS	P	CV5424				
	2.2L, 3.0L	MT w/ ABS	D	CV5428				
	2.2L, 3.0L	MT w/ ABS	P	CV5429				
	2.2L, 3.0L	MT w/o ABS	D	CV5426				
	2.2L, 3.0L	MT w/o ABS	P	CV5427				

LW SERIES

2002-00	2.2L, 3.0L	AT w/ ABS	D	CV5425				
	2.2L, 3.0L	AT w/ ABS	P	CV5425				
	2.2L, 3.0L	AT w/o ABS	D	CV5424				
	2.2L, 3.0L	AT w/o ABS	P	CV5424				
	2.2L, 3.0L	MT w/ ABS	D	CV5428				
	2.2L, 3.0L	MT w/ ABS	P	CV5429				

SATURN (cont.)

Year Année Ano	Engine	Application Applicacion	Side Coté Lado	Reman CV Shaft Cardan réusiné Cardanica resinada	CV Shaft w/New Outer Joint Cardan avec Joint Ext. Neuf	Reman Outer Joint & Boot Joint Ext. réusiné & Soufflet	Outer Boot Kit Ensemble Soufflet Extérieur Juegos de bota exterior	Inner Boot Kit Ensemble Soufflet Intérieur Juegos de bota Interior
SATURN (Cont'd)								
LW SERIES								
2002-00	2.2L, 3.0L	MT w/o ABS	D	CV5426				
	2.2L, 3.0L	MT w/o ABS	P	CV5427				
SC SERIES								
2002-94	1.9L	w/ ABS	D	CV5294		CV5570X	BK DX523	BK DX545
	1.9L	w/ ABS	P	CV5295		CV5570X	BK DX523	BK DX545
	1.9L	w/o ABS	D	CV5292		CV5570	BK DX523	BK DX545
	1.9L	w/o ABS	P	CV5293		CV5570	BK DX523	BK DX545
1993-91	1.9L	w/ ABS	D	CV5290		CV5568X	BK DX544	BK DX545
	1.9L	w/ ABS	P	CV5291		CV5568X	BK DX544	BK DX545
	1.9L	w/o ABS	D	CV5288		CV5568	BK DX544	BK DX545
	1.9L	w/o ABS	P	CV5289		CV5568	BK DX544	BK DX545
SL SERIES								
2002-94	1.9L	w/ ABS	D	CV5294		CV5570X	BK DX523	BK DX545
	1.9L	w/ ABS	P	CV5295		CV5570X	BK DX523	BK DX545
	1.9L	w/o ABS	D	CV5292		CV5570	BK DX523	BK DX545
	1.9L	w/o ABS	P	CV5293		CV5570	BK DX523	BK DX545
1993-91	1.9L	w/ ABS	D	CV5290		CV5568X	BK DX544	BK DX545
	1.9L	w/ ABS	P	CV5291		CV5568X	BK DX544	BK DX545
	1.9L	w/o ABS	D	CV5288		CV5568	BK DX544	BK DX545
	1.9L	w/o ABS	P	CV5289		CV5568	BK DX544	BK DX545
SW SERIES								
2001-94	1.9L	w/ ABS	D	CV5294		CV5570X	BK DX523	BK DX545
	1.9L	w/ ABS	P	CV5295		CV5570X	BK DX523	BK DX545
	1.9L	w/o ABS	D	CV5292		CV5570	BK DX523	BK DX545
	1.9L	w/o ABS	P	CV5293		CV5570	BK DX523	BK DX545
1993	1.9L	w/ ABS	D	CV5290		CV5568X	BK DX544	BK DX545
	1.9L	w/ ABS	P	CV5291		CV5568X	BK DX544	BK DX545
	1.9L	w/o ABS	D	CV5288		CV5568	BK DX544	BK DX545
	1.9L	w/o ABS	P	CV5289		CV5568	BK DX544	BK DX545
STERLING								
825								
1988-87	2.5L	w/ ABS	D	CV6420			BK DX219	
	2.5L	w/ ABS	P	CV6420			BK DX219	
	2.5L	w/o ABS	D	CV6419			BK DX219	
	2.5L	w/o ABS	P	CV6419			BK DX219	
827								
1991-89	2.7L	w/ ABS	D	CV6420			BK DX219	
	2.7L	w/ ABS	P	CV6420			BK DX219	
	2.7L	w/o ABS	D	CV6419			BK DX219	
	2.7L	w/o ABS	P	CV6419			BK DX219	
SUBARU								
BRAT								
1987-81	1.8L		D	CV8004		CV8104	BK DX217	BK DX806B
	1.8L		P	CV8004		CV8104	BK DX217	BK DX806B
1980	1.6L		D	CV8004		CV8104	BK DX217	BK DX806B
	1.6L		P	CV8004		CV8104	BK DX217	BK DX806B
1979-78	1.6L		D	CV8008		CV8108	BK DX813	BK DX814
	1.6L		P	CV8008		CV8108	BK DX813	BK DX814

SUBARU (cont.)

Year Année Ano	Engine	Application Applicacion	Side Coté Lado	Reman CV Shaft Cardan réusiné Cardanica resinada	CV Shaft w/New Outer Joint Cardan avec Joint Ext. Neuf	Reman Outer Joint & Boot Joint Ext. réusiné & Soufflet	Outer Boot Kit Ensemble Soufflet Extérieur Juegos de bota exterior	Inner Boot Kit Ensemble Soufflet Intérieur Juegos de bota Interior
SUBARU (Cont'd)								
DL								
1989-85	1.8L	2WD Hatchback	D	CV8001	CVX8001	CV8105	BK DX373	BK DX806
	1.8L	2WD Hatchback	P	CV8001	CVX8001	CV8105	BK DX373	BK DX806
	1.8L	4WD Hatchback	D	CV8001	CVX8001	CV8101	BK DX307B	BK DX806B
	1.8L	4WD Hatchback	P	CV8001	CVX8001	CV8101	BK DX307B	BK DX806B
	1.8L	Sedan & Wagon w/o Turbo	D	CV8001	CVX8001	CV8101	BK DX307B	BK DX806B
	1.8L	Sedan & Wagon w/o Turbo	P	CV8001	CVX8001	CV8101	BK DX307B	BK DX806B
1984-80	1.6L, 1.8L	2WD	D	CV8004		CV8103	BK DX216	BK DX806
	1.6L, 1.8L	2WD	P	CV8004		CV8103	BK DX216	BK DX806
	1.6L, 1.8L	4WD	D	CV8004		CV8104	BK DX217	BK DX806B
	1.6L, 1.8L	4WD	P	CV8004		CV8104	BK DX217	BK DX806B
FORESTER								
2001	2.5L	Front Shafts	D	CV8034				
	2.5L	Front Shafts	P	CV8034				
2000-98	2.5L	Front Shafts	D	CV8014	CVX8014		BK DX381A	BK DX218
	2.5L	Front Shafts	P	CV8014	CVX8014		BK DX381A	BK DX218
	2.5L	Rear Shafts	D	CV8035			BK DX380	BK DX760
	2.5L	Rear Shafts	P	CV8036			BK DX380	BK DX760
GL								
1989-85	1.8L	2WD Hatchback	D	CV8001	CVX8001	CV8105	BK DX373	BK DX806
	1.8L	2WD Hatchback	P	CV8001	CVX8001	CV8105	BK DX373	BK DX806
	1.8L	4WD Hatchback	D	CV8001	CVX8001	CV8101	BK DX307B	BK DX806B
	1.8L	4WD Hatchback	P	CV8001	CVX8001	CV8101	BK DX307B	BK DX806B
	1.8L	Sedan & Wagon AT w/ Turbo	D	CV8001	CVX8001	CV8102	BK DX304B	BK DX815
	1.8L	Sedan & Wagon AT w/ Turbo	P	CV8001	CVX8001	CV8102	BK DX304B	BK DX815
	1.8L	Sedan & Wagon MT w/ Turbo	D	CV8002		CV8102	BK DX304B	BK DX815
	1.8L	Sedan & Wagon MT w/ Turbo	P	CV8002		CV8102	BK DX304B	BK DX815
	1.8L	Sedan & Wagon w/o Turbo	D	CV8001	CVX8001	CV8101	BK DX307B	BK DX806B
	1.8L	Sedan & Wagon w/o Turbo	P	CV8001	CVX8001	CV8101	BK DX307B	BK DX806B
1987-86	1.6L	2WD Hatchback	D	CV8001	CVX8001	CV8105	BK DX373	BK DX806
	1.6L	2WD Hatchback	P	CV8001	CVX8001	CV8105	BK DX373	BK DX806
	1.6L	4WD Hatchback	D	CV8001	CVX8001	CV8101	BK DX307B	BK DX806B
	1.6L	4WD Hatchback	P	CV8001	CVX8001	CV8101	BK DX307B	BK DX806B
	1.6L	Sedan & Wagon w/o Turbo	D	CV8001	CVX8001	CV8101	BK DX307B	BK DX806B
	1.6L	Sedan & Wagon w/o Turbo	P	CV8001	CVX8001	CV8101	BK DX307B	BK DX806B
1984-80	1.8L	2WD	D	CV8004		CV8103	BK DX216	BK DX806
	1.8L	2WD	P	CV8004		CV8103	BK DX216	BK DX806
	1.8L	4WD	D	CV8004		CV8104	BK DX217	BK DX806B
	1.8L	4WD	P	CV8004		CV8104	BK DX217	BK DX806B
1980	1.6L	2WD	D	CV8004		CV8103	BK DX216	BK DX806
	1.6L	2WD	P	CV8004		CV8103	BK DX216	BK DX806
	1.6L	4WD	D	CV8004		CV8104	BK DX217	BK DX806B
	1.6L	4WD	P	CV8004		CV8104	BK DX217	BK DX806B
GL-10								
1989-86	1.8L	Sedan & Wagon AT w/ Turbo	D	CV8001	CVX8001	CV8102	BK DX304B	BK DX815
	1.8L	Sedan & Wagon AT w/ Turbo	P	CV8001	CVX8001	CV8102	BK DX304B	BK DX815
	1.8L	Sedan & Wagon MT w/ Turbo	D	CV8002		CV8102	BK DX304B	BK DX815
	1.8L	Sedan & Wagon MT w/ Turbo	P	CV8002		CV8102	BK DX304B	BK DX815
1989-85	1.8L	2WD Hatchback	D	CV8001	CVX8001	CV8105	BK DX373	BK DX806
	1.8L	2WD Hatchback	P	CV8001	CVX8001	CV8105	BK DX373	BK DX806
	1.8L	4WD Hatchback	D	CV8001	CVX8001	CV8101	BK DX307B	BK DX806B
	1.8L	4WD Hatchback	P	CV8001	CVX8001	CV8101	BK DX307B	BK DX806B

SUBARU (cont.)

Year Année Ano	Engine	Application Applicacion	Side Coté Lado	Reman CV Shaft Cardan réusiné Cardanica resinada	CV Shaft w/New Outer Joint Cardan avec Joint Ext. Neuf	Reman Outer Joint & Boot Joint Ext. réusiné & Soufflet	Outer Boot Kit Ensemble Soufflet Extérieur Juegos de bota exterior	Inner Boot Kit Ensemble Soufflet Intérieur Juegos de bota Interior
SUBARU (Cont'd)								
GL-10 (Cont'd)								
1988-85	1.8L	Sedan & Wagon w/o Turbo	D	CV8001	CVX8001	CV8101	BK DX307B	BK DX806B
	1.8L	Sedan & Wagon w/o Turbo	P	CV8001	CVX8001	CV8101	BK DX307B	BK DX806B
GLF								
1982-80	1.8L	2WD	D	CV8004		CV8103	BK DX216	BK DX806
	1.8L	2WD	P	CV8004		CV8103	BK DX216	BK DX806
	1.8L	4WD	D	CV8004		CV8104	BK DX217	BK DX806B
	1.8L	4WD	P	CV8004		CV8104	BK DX217	BK DX806B
1980	1.6L	2WD	D	CV8004		CV8103	BK DX216	BK DX806
	1.6L	2WD	P	CV8004		CV8103	BK DX216	BK DX806
	1.6L	4WD	D	CV8004		CV8104	BK DX217	BK DX806B
	1.6L	4WD	P	CV8004		CV8104	BK DX217	BK DX806B
IMPREZA								
2001-00	2.2L	Front Shafts w/o ABS	D	CV8040				
	2.2L	Front Shafts w/o ABS	P	CV8040				
	2.2L, 2.5L	Front Shafts w/ ABS	D	CV8034				
	2.2L, 2.5L	Front Shafts w/ ABS	P	CV8034				
1999-98	2.2L, 2.5L	Front Shafts	D	CV8014	CVX8014		BK DX900	BK DX218
	2.2L, 2.5L	Front Shafts	P	CV8014	CVX8014		BK DX900	BK DX218
	2.5L	Rear Shafts AT	D	CV8037			BK DX380	BK DX760
	2.5L	Rear Shafts AT	P	CV8037			BK DX380	BK DX760
	2.5L	Rear Shafts MT	D	CV8035			BK DX380	BK DX760
	2.5L	Rear Shafts MT	P	CV8036			BK DX380	BK DX760
1999-96	2.2L	Rear Shafts AT	D	CV8037			BK DX380	BK DX760
	2.2L	Rear Shafts AT	P	CV8037			BK DX380	BK DX760
	2.2L	Rear Shafts MT	D	CV8035			BK DX380	BK DX760
	2.2L	Rear Shafts MT	P	CV8036			BK DX380	BK DX760
1997	1.8L	Rear Shafts AT	D	CV8037			BK DX380	BK DX760
	1.8L	Rear Shafts AT	P	CV8037			BK DX380	BK DX760
	1.8L	Rear Shafts MT	D	CV8035			BK DX380	BK DX760
	1.8L	Rear Shafts MT	P	CV8036			BK DX380	BK DX760
1997-96	1.8L, 2.2L	Front Shafts	D	CV8014	CVX8014		BK DX381A	BK DX218
	1.8L, 2.2L	Front Shafts	P	CV8014	CVX8014		BK DX381A	BK DX218
1996	1.8L	Rear Shafts	D	CV8037			BK DX380	BK DX760
	1.8L	Rear Shafts	P	CV8037			BK DX380	BK DX760
1995	2.2L	AWD Front Shafts	D	CV8014	CVX8014	CV8112	BK DX381	BK DX804
	2.2L	AWD Front Shafts	P	CV8014	CVX8014	CV8112	BK DX381	BK DX804
	2.2L	AWD Rear Shafts	D	CV8035			BK DX380	BK DX760
	2.2L	AWD Rear Shafts	P	CV8036			BK DX380	BK DX760
	2.2L	FWD AT	D	CV8014	CVX8014	CV8112	BK DX381	BK DX804
	2.2L	FWD AT	P	CV8014	CVX8014	CV8112	BK DX381	BK DX804
	2.2L	FWD MT	D	CV8024	CVX8024	CV8111	BK DX383	BK DX804
	2.2L	FWD MT	P	CV8024	CVX8024	CV8111	BK DX383	BK DX804
1995-93	1.8L	AWD Front Shafts	D	CV8014	CVX8014	CV8112	BK DX381	BK DX804
	1.8L	AWD Front Shafts	P	CV8014	CVX8014	CV8112	BK DX381	BK DX804
	1.8L	AWD Rear Shafts	D	CV8037			BK DX380	BK DX760
	1.8L	AWD Rear Shafts	P	CV8037			BK DX380	BK DX760
	1.8L	FWD AT	D	CV8014	CVX8014	CV8112	BK DX381	BK DX804
	1.8L	FWD AT	P	CV8014	CVX8014	CV8112	BK DX381	BK DX804
	1.8L	FWD MT	D	CV8024	CVX8024	CV8111	BK DX383	BK DX804
	1.8L	FWD MT	P	CV8024	CVX8024	CV8111	BK DX383	BK DX804

SUBARU (cont.)

Year Année Ano	Engine	Application Aplicacion	Side Coté Lado	Reman CV Shaft Cardan réusiné Cardanica resinada	CV Shaft w/New Outer Joint Cardan avec Joint Ext. Neuf	Reman Outer Joint & Boot Joint Ext. réusiné & Soufflet	Outer Boot Kit Ensemble Soufflet Extérieur Juegos de bota exterior	Inner Boot Kit Ensemble Soufflet Intérieur Juegos de bota Interior
SUBARU (Cont'd)								
JUSTY								
1994-91	1.2L	Front Shafts	D	CV8016		CV8114	BK DX380	BK DX760
	1.2L	Front Shafts	P	CV8016		CV8114	BK DX380	BK DX760
1994-89	1.2L	Rear Shafts	D	CV8027		CV8121	BK DX309	BK DX758
	1.2L	Rear Shafts	P	CV8000		CV8121	BK DX309	BK DX758
1990-89	1.2L	Front Shafts (Shaft Length: 58cm)	D	CV8016		CV8114	BK DX380	BK DX760
	1.2L	Front Shafts (Shaft Length: 58cm)	P	CV8016		CV8114	BK DX380	BK DX760
	1.2L	Front Shafts (Shaft Length: 71cm)	D	CV8016		CV8114	BK DX380	BK DX760
	1.2L	Front Shafts (Shaft Length: 71cm)	P	CV8017		CV8114	BK DX380	BK DX760
1988-87	1.2L	Front Shafts	D	CV8009		CV8107	BK DX380	BK DX760
	1.2L	Front Shafts	P	CV8010		CV8107	BK DX380	BK DX760
LEGACY								
2002	3.0L	Front Shafts	D	CV8034				
	3.0L	Front Shafts	P	CV8034				
2002-00	2.5L	Front Shafts	D	CV8034				
	2.5L	Front Shafts	P	CV8034				
2000	2.5L	Rear Shafts	D	CV8038				
	2.5L	Rear Shafts	P	CV8039				
1999	2.2L	Front Shafts	D	CV8014	CVX8014		BK DX900	BK DX218
	2.2L	Front Shafts	P	CV8014	CVX8014		BK DX900	BK DX218
	2.5L	Front Shafts	D	CV8014	CVX8014		BK DX900	BK DX218
	2.5L	Front Shafts	P	CV8014	CVX8014		BK DX900	BK DX218
1999-98	2.2L, 2.5L	Rear Shafts AT	D	CV8037			BK DX380	BK DX760
	2.2L, 2.5L	Rear Shafts AT	P	CV8037			BK DX380	BK DX760
	2.2L, 2.5L	Rear Shafts MT	D	CV8035			BK DX380	BK DX760
	2.2L, 2.5L	Rear Shafts MT	P	CV8036			BK DX380	BK DX760
1998-97	2.2L	Front Shafts	D	CV8014	CVX8014		BK DX381A	BK DX218
	2.2L	Front Shafts	P	CV8014	CVX8014		BK DX381A	BK DX218
	2.5L	Front Shafts	D	CV8014	CVX8014		BK DX381A	BK DX218
	2.5L	Front Shafts	P	CV8014	CVX8014		BK DX381A	BK DX218
1997-96	2.2L, 2.5L	Rear Shafts	D	CV8035			BK DX380	BK DX760
	2.2L, 2.5L	Rear Shafts	P	CV8036			BK DX380	BK DX760
1996	2.5L	2WD	D	CV8011	CVX8011	CV8109	BK DX382	BK DX815
	2.5L	2WD	P	CV8011	CVX8011	CV8109	BK DX382	BK DX815
	2.5L	4WD AT w/o Turbo	D	CV8014	CVX8014	CV8112	BK DX381	BK DX804
	2.5L	4WD AT w/o Turbo	P	CV8014	CVX8014	CV8112	BK DX381	BK DX804
1996-91	2.2L	4WD AT w/o Turbo	D	CV8014	CVX8014	CV8112	BK DX381	BK DX804
	2.2L	4WD AT w/o Turbo	P	CV8014	CVX8014	CV8112	BK DX381	BK DX804
1996-90	2.2L	2WD	D	CV8011	CVX8011	CV8109	BK DX382	BK DX815
	2.2L	2WD	P	CV8011	CVX8011	CV8109	BK DX382	BK DX815
1995	2.2L	Rear Shafts	D	CV8035		CV8122	BK DX307	BK DX762
	2.2L	Rear Shafts	P	CV8036		CV8122	BK DX307	BK DX762
1994-92	2.2L	Rear Shafts	D	CV8028		CV8122	BK DX307	BK DX762
	2.2L	Rear Shafts	P	CV8028		CV8122	BK DX307	BK DX762
1994-91	2.2L	4WD AT w/ Turbo	D	CV8014	CVX8014	CV8111	BK DX383	BK DX806B
	2.2L	4WD AT w/ Turbo	P	CV8014	CVX8014	CV8111	BK DX383	BK DX806B
1991	2.2L	Rear Shafts From 10/91 MT	D	CV8028		CV8122	BK DX307	BK DX762
	2.2L	Rear Shafts From 10/91 MT	P	CV8028		CV8122	BK DX307	BK DX762
	2.2L	Rear Shafts To 10/91 MT	D	CV8028		CV8123	BK DX380	BK DX804
	2.2L	Rear Shafts To 10/91 MT	P	CV8028		CV8123	BK DX380	BK DX804
1990	2.2L	From 6/90 4WD w/o Turbo AT	D	CV8014	CVX8014	CV8112	BK DX381	BK DX804
	2.2L	From 6/90 4WD w/o Turbo AT	P	CV8014	CVX8014	CV8112	BK DX381	BK DX804

SUBARU (cont.)

Year Année Ano	Engine	Application Aplicacion	Side Coté Lado	Reman CV Shaft Cardan réusiné Cardanica resinada	CV Shaft w/New Outer Joint Cardan avec Joint Ext. Neuf	Reman Outer Joint & Boot Joint Ext. réusiné & Soufflet	Outer Boot Kit Ensemble Soufflet Extérieur Juegos de bota exterior	Inner Boot Kit Ensemble Soufflet Intérieur Juegos de bota Interior
SUBARU (Cont'd)								
LEGACY (Cont'd)								
1990	2.2L	Rear Shafts MT	D	CV8028		CV8123	BK DX380	BK DX804
	2.2L	Rear Shafts MT	P	CV8028		CV8123	BK DX380	BK DX804
	2.2L	To 6/90 4WD AT	D	CV8014	CVX8014	CV8111	BK DX383	BK DX806B
	2.2L	To 6/90 4WD AT	P	CV8014	CVX8014	CV8111	BK DX383	BK DX806B
LOYALE								
1994-90	1.8L	w/o Turbo	D	CV8001	CVX8001	CV8101	BK DX307B	BK DX806B
	1.8L	w/o Turbo	P	CV8001	CVX8001	CV8101	BK DX307B	BK DX806B
1990	1.8L	AT Turbo	D	CV8001	CVX8001	CV8102	BK DX304B	BK DX815
	1.8L	AT Turbo	P	CV8001	CVX8001	CV8102	BK DX304B	BK DX815
	1.8L	MT Turbo	D	CV8002		CV8102	BK DX304B	BK DX815
	1.8L	MT Turbo	P	CV8002		CV8102	BK DX304B	BK DX815
OUTBACK								
2002-01	2.5L, 3.0L	Front Shafts	D	CV8034				
	2.5L, 3.0L	Front Shafts	P	CV8034				
RX								
1989-86	1.8L	Sedan & Wagon AT w/ Turbo	D	CV8001	CVX8001	CV8102	BK DX304B	BK DX815
	1.8L	Sedan & Wagon AT w/ Turbo	P	CV8001	CVX8001	CV8102	BK DX304B	BK DX815
	1.8L	Sedan & Wagon MT w/ Turbo	D	CV8002		CV8102	BK DX304B	BK DX815
	1.8L	Sedan & Wagon MT w/ Turbo	P	CV8002		CV8102	BK DX304B	BK DX815
STANDARD								
1987	1.8L	2WD Hatchback, w/ carb. engine	D	CV8004		CV8103	BK DX216	BK DX806
	1.8L	2WD Hatchback, w/ carb. engine	P	CV8004		CV8103	BK DX216	BK DX806
	1.8L	4WD Hatchback, w/ carb. engine	D	CV8004		CV8104	BK DX217	BK DX806B
	1.8L	4WD Hatchback, w/ carb. engine	P	CV8004		CV8104	BK DX217	BK DX806B
1987-85	1.6L	2WD Hatchback, w/ carb. engine	D	CV8004		CV8103	BK DX216	BK DX806
	1.6L	2WD Hatchback, w/ carb. engine	P	CV8004		CV8103	BK DX216	BK DX806
	1.6L	4WD Hatchback, w/ carb. engine	D	CV8004		CV8104	BK DX217	BK DX806B
	1.6L	4WD Hatchback, w/ carb. engine	P	CV8004		CV8104	BK DX217	BK DX806B
1984-80	1.6L	2WD	D	CV8004		CV8103	BK DX216	BK DX806
	1.6L	2WD	P	CV8004		CV8103	BK DX216	BK DX806
	1.6L	4WD	D	CV8004		CV8104	BK DX217	BK DX806B
	1.6L	4WD	P	CV8004		CV8104	BK DX217	BK DX806B
1982-81	1.8L	2WD	D	CV8004		CV8103	BK DX216	BK DX806
	1.8L	2WD	P	CV8004		CV8103	BK DX216	BK DX806
	1.8L	4WD	D	CV8004		CV8104	BK DX217	BK DX806B
	1.8L	4WD	P	CV8004		CV8104	BK DX217	BK DX806B
SVX								
1997-92	3.3L	Front Shafts	D	CV8032		CV8129	BK DX304B	BK DX815
	3.3L	Front Shafts	P	CV8032		CV8129	BK DX304B	BK DX815
	3.3L	Rear Shafts	D	CV8029			BK DX307B	BK DX806B
	3.3L	Rear Shafts	P	CV8033			BK DX307B	BK DX806B
XT								
1991-85	1.8L	AT 3 spd. w/o Turbo	D	CV8001	CVX8001	CV8101	BK DX307B	BK DX806B
	1.8L	AT 3 spd. w/o Turbo	P	CV8001	CVX8001	CV8101	BK DX307B	BK DX806B
	1.8L	AT 4 spd. w/o Turbo	D	CV8002		CV8101	BK DX307B	BK DX806B
	1.8L	AT 4 spd. w/o Turbo	P	CV8002		CV8101	BK DX307B	BK DX806B
	1.8L	MT w/o Turbo	D	CV8001	CVX8001	CV8101	BK DX307B	BK DX806B
	1.8L	MT w/o Turbo	P	CV8001	CVX8001	CV8101	BK DX307B	BK DX806B
1987-85	1.8L	AT Turbo	D	CV8001	CVX8001	CV8102	BK DX304B	BK DX815
	1.8L	AT Turbo	P	CV8001	CVX8001	CV8102	BK DX304B	BK DX815

SUBARU (cont.)

Year Année Ano	Engine	Application Aplicacion	Side Coté Lado	Reman CV Shaft Cardan réusiné Cardanica resinada	CV Shaft w/New Outer Joint Cardan avec Joint Ext. Neuf	Reman Outer Joint & Boot Joint Ext. réusiné & Soufflet	Outer Boot Kit Ensemble Soufflet Extérieur Juegos de bota exterior	Inner Boot Kit Ensemble Soufflet Intérieur Juegos de bota Interior
SUBARU (Cont'd)								
XT (Cont'd)								
1987-85	1.8L	MT Turbo	D	CV8002		CV8102	BK DX304B	BK DX815
	1.8L	MT Turbo	P	CV8002		CV8102	BK DX304B	BK DX815
XT6								
1991-88	2.7L	AWD	D	CV8018		CV8116	BK DX304	BK DX815
	2.7L	AWD	P	CV8018		CV8116	BK DX304	BK DX815
	2.7L	FWD	D	CV8018		CV8115	BK DX368	BK DX815
	2.7L	FWD	P	CV8018		CV8115	BK DX368	BK DX815
SUZUKI								
ESTEEM								
2002-99	1.8L	AT	D	CV9838			BK DX380	BK DX760
	1.8L	AT	P	CV9839			BK DX380	BK DX760
	1.8L	MT	D	CV9840				
	1.8L	MT	P	CV9841				
2000-95	1.6L	AT w/o ABS	D	CV9823		CV9857	BK DX380	BK DX211
	1.6L	AT w/o ABS	P	CV9824		CV9857	BK DX380	BK DX211
	1.6L	MT w/o ABS	D	CV9825		CV9864	BK DX380	BK DX760
	1.6L	MT w/o ABS	P	CV9826		CV9864	BK DX380	BK DX760
FORSA								
1988-85	1.0L	AT	D	CV5118		CV5522	BK DX309	BK DX538
	1.0L	AT	P	CV5119		CV5522	BK DX309	BK DX538
	1.0L	MT	D	CV5120		CV5522	BK DX309	BK DX538
	1.0L	MT	P	CV5121		CV5522	BK DX309	BK DX538
GRAND VITARA								
2002-01	2.7L	AT	D	CV9827				
	2.7L	AT	P	CV9835				
	2.7L	MT	D	CV9836				
	2.7L	MT	P	CV9837				
2002-99	2.5L	AT	D	CV9827				
	2.5L	AT	P	CV9835				
	2.5L	MT	D	CV9836				
	2.5L	MT	P	CV9837				
SAMURAI								
1995-85	1.3L		D	CV9801	CVX9801	CV9851		
	1.3L		P	CV9802	CVX9802	CV9851		
SIDEKICK								
1998-96	1.6L	DOHC	D	CV9803			BK DX373	BK DX762
	1.6L	DOHC	P	CV9831			BK DX373	BK DX762
	1.8L		D	CV9827			BK DX373	BK DX762
	1.8L		P	CV9828			BK DX373	BK DX762
1995-89	1.6L	SOHC	D	CV9803		CV9852	BK DX373	BK DX762
	1.6L	SOHC	P	CV9804		CV9852	BK DX373	BK DX762
1989	1.3L	SOHC	D	CV9803		CV9852	BK DX373	BK DX762
	1.3L	SOHC	P	CV9804		CV9852	BK DX373	BK DX762
SWIFT								
2001-95	1.3L	AT w/ ABS	D	CV9431		CV9856X	BK DX309	BK DX759
	1.3L	AT w/ ABS	P	CV9432		CV9856X	BK DX309	BK DX759
	1.3L	AT w/o ABS	D	CV9429		CV9856	BK DX309	BK DX759
	1.3L	AT w/o ABS	P	CV9430		CV9856	BK DX309	BK DX759
	1.3L	MT w/ ABS	D	CV9439		CV9856X	BK DX309	BK DX758
	1.3L	MT w/ ABS	P	CV9440		CV9856X	BK DX309	BK DX758

SUZUKI (cont.)

Year Année Ano	Engine	Application Aplicacion	Side Coté Lado	Reman CV Shaft Cardan réusiné Cardanica resinada	CV Shaft w/New Outer Joint Cardan avec Joint Ext. Neuf	Reman Outer Joint & Boot Joint Ext. réusiné & Soufflet	Outer Boot Kit Ensemble Soufflet Extérieur Juegos de bota exterior	Inner Boot Kit Ensemble Soufflet Intérieur Juegos de bota Interior
SUZUKI (Cont'd)								
SWIFT (Cont'd)								
2001-95	1.3L	MT w/o ABS	D	CV9437		CV9856	BK DX309	BK DX758
	1.3L	MT w/o ABS	P	CV9438		CV9856	BK DX309	BK DX758
1994-92	1.0L	AT	D	CV9422		CV9451	BK DX309	BK DX904
	1.0L	AT	P	CV9421		CV9451	BK DX309	BK DX904
	1.0L	MT	D	CV9424		CV9451	BK DX309	BK DX904
	1.0L	MT	P	CV9423		CV9451	BK DX309	BK DX904
1994-89	1.3L	DOHC AT	D	CV9809		CV9854	BK DX373	BK DX767
	1.3L	DOHC AT	P	CV9810		CV9854	BK DX373	BK DX767
	1.3L	DOHC MT	D	CV9811		CV9854	BK DX373	BK DX760
	1.3L	DOHC MT	P	CV9812		CV9854	BK DX373	BK DX760
	1.3L	SOHC AT	D	CV9807		CV9853	BK DX309	BK DX904
	1.3L	SOHC AT	P	CV9808		CV9853	BK DX309	BK DX904
	1.3L	SOHC MT	D	CV9805		CV9853	BK DX309	BK DX758
	1.3L	SOHC MT	P	CV9806		CV9853	BK DX309	BK DX758
1993-92	1.6L	AT	D	CV9815		CV9854	BK DX373	BK DX767
	1.6L	AT	P	CV9816		CV9854	BK DX373	BK DX767
	1.6L	MT	D	CV9817		CV9854	BK DX373	BK DX218
	1.6L	MT	P	CV9818		CV9854	BK DX373	BK DX218
VITARA								
2002-99	1.6L, 2.0L		D	CV9833				
	1.6L, 2.0L		P	CV9834				
X-90								
1998-96	1.6L		D	CV9803		CV9852	BK DX373	BK DX762
	1.6L		P	CV9831		CV9852	BK DX373	BK DX762
TOYOTA								
4RUNNER								
2002-96	3.4L		D	CV8965			BK DX857	BK DX858
	3.4L		P	CV8965			BK DX857	BK DX858
2000-96	2.7L		D	CV8965			BK DX857	BK DX858
	2.7L		P	CV8965			BK DX857	BK DX858
1995-88	3.0L		D	CV8632	CVX8632	CV8707	BK DX867	BK DX868
	3.0L		P	CV8632	CVX8632	CV8707	BK DX867	BK DX868
1995-86	2.4L		D	CV8632	CVX8632	CV8707	BK DX867	BK DX868
	2.4L		P	CV8632	CVX8632	CV8707	BK DX867	BK DX868
AVALON								
2002	3.0L		D	CV9009				
	3.0L		P	CV9010				
2001-00	3.0L		D	CV9007				
	3.0L		P	CV9008				
1999-97	3.0L		D	CV8957			BK DX892AB	BK DX896
	3.0L		P	CV8958			BK DX892AB	BK DX896
1996-95	3.0L	w/ ABS	D	CV8690	CVX8690	CV8735X	BK DX882	BK DX885
	3.0L	w/ ABS	P	CV8690	CVX8690	CV8735X	BK DX882	BK DX885
	3.0L	w/o ABS	D	CV8688	CVX8688	CV8735	BK DX882	BK DX885
	3.0L	w/o ABS	P	CV8688	CVX8688	CV8735	BK DX882	BK DX885
CAMRY								
2002	2.4L	AT w/ ABS	D	CV9013				
	2.4L	AT w/ ABS	P	CV9014				
	2.4L	AT w/o ABS	D	CV9011				
	2.4L	AT w/o ABS	P	CV9012				

TOYOTA (cont.)

Year Année Ano	Engine	Application Aplicacion	Side Coté Lado	Reman CV Shaft Cardan réusiné Cardanica resinada	CV Shaft w/New Outer Joint Cardan avec Joint Ext. Neuf	Reman Outer Joint & Boot Joint Ext. réusiné & Soufflet	Outer Boot Kit Ensemble Soufflet Extérieur Juegos de bota exterior	Inner Boot Kit Ensemble Soufflet Intérieur Juegos de bota Interior	
TOYOTA (Cont'd)									
CAMRY (Cont'd)									
2002	2.4L	MT w/ ABS	D	CV9017					
	2.4L	MT w/ ABS	P	CV9018					
	2.4L	MT w/o ABS	D	CV9015					
	2.4L	MT w/o ABS	P	CV9016					
	3.0L		D	CV9019					
	3.0L		P	CV9020					
2001-97	2.2L	w/ ABS w/ Plastic Boot	D	CV8686	CVX8686		BK DX892	BK DX430	
	2.2L	w/ ABS w/ Plastic Boot	P	CV8687	CVX8687		BK DX892	BK DX430	
	2.2L	w/ ABS w/ Rubber Boot	D	CV8686	CVX8686		BK DX384	BK DX778	
	2.2L	w/ ABS w/ Rubber Boot	P	CV8687	CVX8687		BK DX384	BK DX778	
	2.2L	w/o ABS w/ Plastic Boot	D	CV8684	CVX8684		BK DX892	BK DX430	
	2.2L	w/o ABS w/ Plastic Boot	P	CV8685	CVX8685		BK DX892	BK DX430	
	2.2L	w/o ABS w/ Rubber Boot	D	CV8684	CVX8684		BK DX384	BK DX778	
	2.2L	w/o ABS w/ Rubber Boot	P	CV8685	CVX8685		BK DX384	BK DX778	
	3.0L	AT	D	CV8957			BK DX892AB	BK DX896	
	3.0L	AT	P	CV8958			BK DX892AB	BK DX896	
	3.0L	MT	D	CV8963			BK DX892AB	BK DX896	
	3.0L	MT	P	CV8964			BK DX892AB	BK DX896	
1996-92	2.2L	Japanese Production w/ ABS	D	CV8686	CVX8686	CV8722X	BK DX870	BK DX874	
	2.2L	Japanese Production w/ ABS	P	CV8687	CVX8687	CV8722X	BK DX870	BK DX874	
	2.2L	Japanese Production w/o ABS	D	CV8684	CVX8684	CV8722	BK DX870	BK DX874	
	2.2L	Japanese Production w/o ABS	P	CV8685	CVX8685	CV8722	BK DX870	BK DX874	
	2.2L	USA Production w/ ABS	D	CV8686	CVX8686	CV8737X	BK DX384	BK DX310	
	2.2L	USA Production w/ ABS	P	CV8687	CVX8687	CV8737X	BK DX384	BK DX310	
	2.2L	USA Production w/o ABS	D	CV8684	CVX8684	CV8737	BK DX384	BK DX310	
	2.2L	USA Production w/o ABS	P	CV8685	CVX8685	CV8737	BK DX384	BK DX310	
	3.0L	Japanese Production w/ ABS	D	CV8690	CVX8690	CV8745X	BK DX863	BK DX884	
	3.0L	Japanese Production w/ ABS	P	CV8690	CVX8690	CV8745X	BK DX863	BK DX884	
	3.0L	Japanese Production w/o ABS	D	CV8688	CVX8688	CV8745	BK DX863	BK DX884	
	3.0L	Japanese Production w/o ABS	P	CV8688	CVX8688	CV8745	BK DX863	BK DX884	
	3.0L	USA Production w/ ABS	D	CV8690	CVX8690	CV8735X	BK DX882	BK DX885	
	3.0L	USA Production w/ ABS	P	CV8690	CVX8690	CV8735X	BK DX882	BK DX885	
	3.0L	USA Production w/o ABS	D	CV8688	CVX8688	CV8735	BK DX882	BK DX885	
	3.0L	USA Production w/o ABS	P	CV8688	CVX8688	CV8735	BK DX882	BK DX885	
	1992	2.0L	Japanese Production w/ ABS	D	CV8686	CVX8686	CV8722X	BK DX870	BK DX874
		2.0L	Japanese Production w/ ABS	P	CV8687	CVX8687	CV8722X	BK DX870	BK DX874
2.0L		Japanese Production w/o ABS	D	CV8684	CVX8684	CV8722	BK DX870	BK DX874	
2.0L		Japanese Production w/o ABS	P	CV8685	CVX8685	CV8722	BK DX870	BK DX874	
2.0L		USA Production w/ ABS	D	CV8686	CVX8686	CV8737X	BK DX384	BK DX310	
2.0L		USA Production w/ ABS	P	CV8687	CVX8687	CV8737X	BK DX384	BK DX310	
2.0L		USA Production w/o ABS	D	CV8684	CVX8684	CV8737	BK DX384	BK DX310	
2.0L		USA Production w/o ABS	P	CV8685	CVX8685	CV8737	BK DX384	BK DX310	
2.5L		Japanese Production w/ ABS	D	CV8690	CVX8690	CV8745X	BK DX863	BK DX884	
2.5L		Japanese Production w/ ABS	P	CV8690	CVX8690	CV8745X	BK DX863	BK DX884	
2.5L		Japanese Production w/o ABS	D	CV8688	CVX8688	CV8745	BK DX863	BK DX884	
2.5L		Japanese Production w/o ABS	P	CV8688	CVX8688	CV8745	BK DX863	BK DX884	
2.5L		USA Production w/ ABS	D	CV8690	CVX8690	CV8735X	BK DX882	BK DX885	
2.5L		USA Production w/ ABS	P	CV8690	CVX8690	CV8735X	BK DX882	BK DX885	
2.5L		USA Production w/o ABS	D	CV8688	CVX8688	CV8735	BK DX882	BK DX885	
2.5L		USA Production w/o ABS	P	CV8688	CVX8688	CV8735	BK DX882	BK DX885	
1991		2.0L	AWD w/ ABS	D	CV8647		CV8728X	BK DX863	BK DX878
		2.0L	AWD w/ ABS	P	CV8648		CV8728X	BK DX863	BK DX878

Year Année Ano	Engine	Application Aplicacion	Side Coté Lado	Reman CV Shaft Cardan réusiné Cardanica resinada	CV Shaft w/New Outer Joint Cardan avec Joint Ext. Neuf	Reman Outer Joint & Boot Joint Ext. réusiné & Soufflet	Outer Boot Kit Ensemble Soufflet Extérieur Juegos de bota exterior	Inner Boot Kit Ensemble Soufflet Intérieur Juegos de bota Interior	
TOYOTA (Cont'd)									
CAMRY (Cont'd)									
1991	2.0L	AWD w/o ABS	D	CV8661		CV8728	BK DX863	BK DX878	
	2.0L	AWD w/o ABS	P	CV8662		CV8728	BK DX863	BK DX878	
	2.0L	FWD Japanese Production AT w/Plug in Tulip	D	CV8637		CV8724	BK DX405	BK DX310	
	2.0L	FWD Japanese Production AT w/Plug in Tulip	P	CV8638		CV8724	BK DX405	BK DX310	
	2.0L	FWD Japanese Production MT w/Plug in Tulip	D	CV8663		CV8722	BK DX870	BK DX874	
	2.0L	FWD Japanese Production MT w/Plug in Tulip	P	CV8664		CV8722	BK DX870	BK DX874	
	2.0L	FWD Japanese Production w/Bolt on Tulip	D	CV8625		CV8723	BK DX313	BK DX873	
	2.0L	FWD Japanese Production w/Bolt on Tulip	P	CV8625		CV8723	BK DX313	BK DX873	
	2.0L	FWD USA Production	D	CV8637		CV8724	BK DX405	BK DX310	
	2.0L	FWD USA Production	P	CV8638		CV8724	BK DX405	BK DX310	
	2.5L	AWD w/ ABS	D	CV8659		CV8728X	BK DX863	BK DX884	
	2.5L	AWD w/ ABS	P	CV8659		CV8728X	BK DX863	BK DX884	
	2.5L	AWD w/o ABS	D	CV8665	CVX8665	CV8728	BK DX863	BK DX884	
	2.5L	AWD w/o ABS	P	CV8665	CVX8665	CV8728	BK DX863	BK DX884	
	2.5L	FWD Japanese Production	D	CV8665	CVX8665	CV8728	BK DX863	BK DX884	
	2.5L	FWD Japanese Production	P	CV8665	CVX8665	CV8728	BK DX863	BK DX884	
	2.5L	FWD USA Production	D	CV8665	CVX8665	CV8737	BK DX405	BK DX885	
	2.5L	FWD USA Production	P	CV8665	CVX8665	CV8737	BK DX405	BK DX885	
	1990	2.0L	FWD Japanese Production AT w/Plug in Tulip	D	CV8637		CV8712	BK DX405	BK DX310
		2.0L	FWD Japanese Production AT w/Plug in Tulip	P	CV8638		CV8712	BK DX405	BK DX310
2.0L		FWD Japanese Production MT w/Plug in Tulip	D	CV8663		CV8733	BK DX870	BK DX874	
2.0L		FWD Japanese Production MT w/Plug in Tulip	P	CV8638		CV8733	BK DX870	BK DX874	
2.0L		FWD Japanese Production w/Bolt on Tulip	D	CV8625		CV8705	BK DX313	BK DX873	
2.0L		FWD Japanese Production w/Bolt on Tulip	P	CV8625		CV8705	BK DX313	BK DX873	
2.5L		FWD Japanese Production	D	CV8665	CVX8665	CV8726	BK DX863	BK DX884	
2.5L		FWD Japanese Production	P	CV8665	CVX8665	CV8726	BK DX863	BK DX884	
2.5L		FWD USA Production	D	CV8665	CVX8665	CV8725	BK DX405	BK DX885	
2.5L		FWD USA Production	P	CV8665	CVX8665	CV8725	BK DX405	BK DX885	
1990-89	2.0L	AWD AT w/ ABS	D	CV8992		CV8705X	BK DX313	BK DX878	
	2.0L	AWD AT w/ ABS	P	CV8993		CV8705X	BK DX313	BK DX878	
	2.0L	AWD AT w/o ABS	D	CV8657		CV8705	BK DX313	BK DX878	
	2.0L	AWD AT w/o ABS	P	CV8658		CV8705	BK DX313	BK DX878	
	2.0L	AWD MT w/ ABS	D	CV8647		CV8726X	BK DX863	BK DX878	
	2.0L	AWD MT w/ ABS	P	CV8648		CV8726X	BK DX863	BK DX878	
	2.0L	AWD MT w/o ABS	D	CV8661		CV8726	BK DX863	BK DX878	
	2.0L	AWD MT w/o ABS	P	CV8662		CV8726	BK DX863	BK DX878	
1990-88	2.0L	FWD USA Production	D	CV8637		CV8712	BK DX405	BK DX310	
	2.0L	FWD USA Production	P	CV8638		CV8712	BK DX405	BK DX310	
	2.5L	AWD w/ ABS	D	CV8659		CV8726X	BK DX863	BK DX884	
	2.5L	AWD w/ ABS	P	CV8659		CV8726X	BK DX863	BK DX884	
	2.5L	AWD w/o ABS	D	CV8665	CVX8665	CV8726	BK DX863	BK DX884	
	2.5L	AWD w/o ABS	P	CV8665	CVX8665	CV8726	BK DX863	BK DX884	

TOYOTA (cont.)

Year Année Ano	Engine	Application Aplicacion	Side Coté Lado	Reman CV Shaft Cardan réusiné Cardanica resinada	CV Shaft w/New Outer Joint Cardan avec Joint Ext. Neuf	Reman Outer Joint & Boot Joint Ext. réusiné & Soufflet	Outer Boot Kit Ensemble Soufflet Extérieur Juegos de bota exterior	Inner Boot Kit Ensemble Soufflet Intérieur Juegos de bota Interior
TOYOTA (Cont'd)								
CAMRY (Cont'd)								
1989-88	2.0L	FWD Japanese Production	D	CV8625		CV8705	BK DX313	BK DX873
	2.0L	FWD Japanese Production	P	CV8625		CV8705	BK DX313	BK DX873
	2.5L	FWD	D	CV8665	CVX8665	CV8726	BK DX863	BK DX884
	2.5L	FWD	P	CV8665	CVX8665	CV8726	BK DX863	BK DX884
1988	2.0L	AWD w/ ABS	D	CV8647		CV8726X	BK DX863	BK DX878
	2.0L	AWD w/ ABS	P	CV8648		CV8726X	BK DX863	BK DX878
	2.0L	AWD w/o ABS	D	CV8661		CV8726	BK DX863	BK DX878
	2.0L	AWD w/o ABS	P	CV8662		CV8726	BK DX863	BK DX878
1987-83	2.0L	Gas	D	CV8625		CV8705	BK DX313	BK DX873
	2.0L	Gas	P	CV8625		CV8705	BK DX313	BK DX873
1986	2.0L	Diesel	D	CV8625		CV8705	BK DX313	BK DX873
	2.0L	Diesel	P	CV8628		CV8705	BK DX313	BK DX873
1986-84	1.8L	Diesel	D	CV8625		CV8705	BK DX313	BK DX873
	1.8L	Diesel	P	CV8628		CV8705	BK DX313	BK DX873
CELICA								
2002-00	1.8L	GT w/ AT w/ ABS	D	CV9023				
	1.8L	GT w/ AT w/ ABS	P	CV9024				
	1.8L	GT w/ AT w/o ABS	D	CV9021				
	1.8L	GT w/ AT w/o ABS	P	CV9022				
	1.8L	GTS w/ AT w/ ABS	D	CV9031				
	1.8L	GTS w/ AT w/ ABS	P	CV9032				
	1.8L	GTS w/ AT w/o ABS	D	CV9029				
	1.8L	GTS w/ AT w/o ABS	P	CV9030				
	1.8L	MT w/ ABS	D	CV9027				
	1.8L	MT w/ ABS	P	CV9028				
	1.8L	MT w/o ABS	D	CV9025				
	1.8L	MT w/o ABS	P	CV9026				
1999-94	2.2L	AT w/ ABS	D	CV8929			BK DX313	BK DX879
	2.2L	AT w/ ABS	P	CV8930			BK DX313	BK DX879
	2.2L	AT w/o ABS	D	CV8927			BK DX313	BK DX879
	2.2L	AT w/o ABS	P	CV8928			BK DX313	BK DX879
	2.2L	MT w/ ABS	D	CV8933			BK DX870	BK DX874
	2.2L	MT w/ ABS	P	CV8934			BK DX870	BK DX874
	2.2L	MT w/o ABS	D	CV8931			BK DX870	BK DX874
	2.2L	MT w/o ABS	P	CV8932			BK DX870	BK DX874
1997-94	1.8L	w/ ABS	D	CV8925		CV8723X	BK DX313	BK DX879
	1.8L	w/ ABS	P	CV8926		CV8723X	BK DX313	BK DX879
	1.8L	w/o ABS	D	CV8923		CV8723	BK DX313	BK DX879
	1.8L	w/o ABS	P	CV8924		CV8723	BK DX313	BK DX879
1993-92	1.6L	2WD AT	D	CV8671		CV8740	BK DX801	BK DX874
	1.6L	2WD AT	P	CV8672		CV8740	BK DX801	BK DX874
	1.6L	2WD MT	D	CV8673		CV8723	BK DX313	BK DX874
	1.6L	2WD MT	P	CV8674		CV8723	BK DX313	BK DX874
	2.0L	4WD w/ ABS	D	CV8681		CV8728X	BK DX863	BK DX884
	2.0L	4WD w/ ABS	P	CV8681		CV8728X	BK DX863	BK DX884
	2.0L	4WD w/o ABS	D	CV8679		CV8728	BK DX863	BK DX884
	2.0L	4WD w/o ABS	P	CV8679		CV8728	BK DX863	BK DX884
1993-91	2.2L	2WD w/ ABS	D	CV8677		CV8722X	BK DX870	BK DX874
	2.2L	2WD w/ ABS	P	CV8678		CV8722X	BK DX870	BK DX874
	2.2L	2WD w/o ABS	D	CV8663		CV8722	BK DX870	BK DX874
	2.2L	2WD w/o ABS	P	CV8664		CV8722	BK DX870	BK DX874
1993-88	2.0L	Rear Shafts 4WD	D	CV8624			BK DX863	BK DX861

TOYOTA (cont.)

Year Année Ano	Engine	Application Aplicacion	Side Coté Lado	Reman CV Shaft Cardan réusiné Cardanica resinada	CV Shaft w/New Outer Joint Cardan avec Joint Ext. Neuf	Reman Outer Joint & Boot Joint Ext. réusiné & Soufflet	Outer Boot Kit Ensemble Soufflet Extérieur Juegos de bota exterior	Inner Boot Kit Ensemble Soufflet Intérieur Juegos de bota Interior
TOYOTA (Cont'd)								
CELICA								
1993-88	2.0L	Rear Shafts 4WD	P	CV8624			BK DX863	BK DX861
1991	1.6L	From 1/91 2WD AT	D	CV8671		CV8740	BK DX801	BK DX874
	1.6L	From 1/91 2WD AT	P	CV8672		CV8740	BK DX801	BK DX874
	1.6L	From 1/91 2WD MT	D	CV8673		CV8723	BK DX313	BK DX874
	1.6L	From 1/91 2WD MT	P	CV8674		CV8723	BK DX313	BK DX874
	2.0L	From 1/91 4WD w/ ABS	D	CV8681		CV8728X	BK DX863	BK DX884
	2.0L	From 1/91 4WD w/ ABS	P	CV8681		CV8728X	BK DX863	BK DX884
	2.0L	From 1/91 4WD w/o ABS	D	CV8679		CV8728	BK DX863	BK DX884
1990	2.0L	From 1/91 4WD w/o ABS	P	CV8679		CV8728	BK DX863	BK DX884
	1.6L	To 12/90 2WD AT	D	CV8671		CV8701	BK DX801	BK DX878
	1.6L	To 12/90 2WD AT	P	CV8672		CV8701	BK DX801	BK DX878
	1.6L	To 12/90 2WD MT	D	CV8673		CV8705	BK DX313	BK DX878
	1.6L	To 12/90 2WD MT	P	CV8674		CV8705	BK DX313	BK DX878
	2.0L	To 12/90 4WD w/ ABS	D	CV8681		CV8726X	BK DX863	BK DX884
	2.0L	To 12/90 4WD w/ ABS	P	CV8681		CV8726X	BK DX863	BK DX884
	2.0L	To 12/90 4WD w/o ABS	D	CV8679		CV8726	BK DX863	BK DX884
	2.0L	To 12/90 4WD w/o ABS	P	CV8679		CV8726	BK DX863	BK DX884
	2.2L	From 1/90 2WD w/ ABS	D	CV8677		CV8722X	BK DX870	BK DX874
	2.2L	From 1/90 2WD w/ ABS	P	CV8678		CV8722X	BK DX870	BK DX874
	2.2L	From 1/90 2WD w/o ABS	D	CV8663		CV8722	BK DX870	BK DX874
	2.2L	From 1/90 2WD w/o ABS	P	CV8664		CV8722	BK DX870	BK DX874
	2.2L	To 12/90 2WD w/ ABS	D	CV8677		CV8733X	BK DX870	BK DX874
	2.2L	To 12/90 2WD w/ ABS	P	CV8678		CV8733X	BK DX870	BK DX874
	2.2L	To 12/90 2WD w/o ABS	D	CV8663		CV8733	BK DX870	BK DX874
	2.2L	To 12/90 2WD w/o ABS	P	CV8664		CV8733	BK DX870	BK DX874
1989-88	2.0L	Front Shafts 4WD	D	CV8666		CV8726	BK DX863	BK DX861
	2.0L	Front Shafts 4WD	P	CV8666		CV8726	BK DX863	BK DX861
1989-86	2.0L	GT	D	CV8610		CV8705	BK DX313	BK DX873
	2.0L	GT	P	CV8610		CV8705	BK DX313	BK DX873
	2.0L	GTS w/AT	D	CV8614		CV8706	BK DX304	BK DX764
	2.0L	GTS w/AT	P	CV8615		CV8706	BK DX304	BK DX764
	2.0L	GTS w/MT	D	CV8616		CV8706	BK DX304	BK DX764
	2.0L	GTS w/MT	P	CV8617		CV8706	BK DX304	BK DX764
	2.0L	ST	D	CV8610		CV8705	BK DX313	BK DX873
2.0L	ST	P	CV8610		CV8705	BK DX313	BK DX873	
1985-83	2.4L	Rear Shafts	D	CV8650		CV8708	BK DX764	BK DX764
	2.4L	Rear Shafts	P	CV8650		CV8708	BK DX764	BK DX764
COROLLA								
2002-98	1.8L	w/ ABS	D	CV8911	CVX8909		BK DX523	BK DX898
	1.8L	w/ ABS	P	CV8912	CVX8910		BK DX523	BK DX898
	1.8L	w/o ABS	D	CV8909	CVX8911		BK DX523	BK DX898
	1.8L	w/o ABS	P	CV8910	CVX8912		BK DX523	BK DX898
1997-93	1.6L	FWD 4 Door & Wagon American Design w/ ABS	D	CV8911	CVX8911	CV8752X	BK DX523	BK DX898
	1.6L	FWD 4 Door & Wagon American Design w/ ABS	P	CV8912	CVX8912	CV8752X	BK DX523	BK DX898
	1.6L	FWD 4 Door & Wagon American Design w/o ABS	D	CV8909	CVX8909	CV8752	BK DX523	BK DX898
	1.6L	FWD 4 Door & Wagon American Design w/o ABS	P	CV8910	CVX8910	CV8752	BK DX523	BK DX898
	1.6L	FWD 4 Door & Wagon Japanese Design w/ ABS	D	CV8911	CVX8911	CV8740X	BK DX801	BK DX878

TOYOTA (cont.)

Year Année Ano	Engine	Application Applicacion	Side Coté Lado	Reman CV Shaft Cardan réusiné Cardanica resinada	CV Shaft w/New Outer Joint Cardan avec Joint Ext. Neuf	Reman Outer Joint & Boot Joint Ext. réusiné & Soufflet	Outer Boot Kit Ensemble Soufflet Extérieur Juegos de bota exterior	Inner Boot Kit Ensemble Soufflet Intérieur Juegos de bota Interior
TOYOTA (Cont'd)								
COROLLA (Cont'd)								
1997-93	1.6L	FWD 4 Door & Wagon Japanese Design w/ ABS	P	CV8912	CVX8912	CV8740X	BK DX801	BK DX878
	1.6L	FWD 4 Door & Wagon Japanese Design w/o ABS	D	CV8909	CVX8909	CV8740	BK DX801	BK DX878
	1.6L	FWD 4 Door & Wagon Japanese Design w/o ABS	P	CV8910	CVX8910	CV8740	BK DX801	BK DX878
	1.8L	FWD 4 Door & Wagon w/ ABS	D	CV8911	CVX8911	CV8752X	BK DX523	BK DX898
	1.8L	FWD 4 Door & Wagon w/ ABS	P	CV8912	CVX8912	CV8752X	BK DX523	BK DX898
	1.8L	FWD 4 Door & Wagon w/o ABS	D	CV8909	CVX8909	CV8752	BK DX523	BK DX898
	1.8L	FWD 4 Door & Wagon w/o ABS	P	CV8910	CVX8910	CV8752	BK DX523	BK DX898
1993	1.8L	AWD	D	CV8669		CV8705	BK DX313	BK DX878
	1.8L	AWD	P	CV8670		CV8705	BK DX313	BK DX878
1993-88	1.6L	AWD	D	CV8669		CV8705	BK DX313	BK DX878
	1.6L	AWD	P	CV8670		CV8705	BK DX313	BK DX878
1992-88	1.6L	FWD 4 Door & Wagon American Design w/19mm Thread	D	CV8651	CVX8651	CV5514	BK DX521	BK DX522
	1.6L	FWD 4 Door & Wagon American Design w/19mm Thread	P	CV8652	CVX8652	CV5514	BK DX521	BK DX522
	1.6L	FWD 4 Door & Wagon American Design w/22mm Thread	D	CV8651	CVX8651	CV8739	BK DX521	BK DX522
	1.6L	FWD 4 Door & Wagon American Design w/22mm Thread	P	CV8652	CVX8652	CV8739	BK DX521	BK DX522
	1.6L	FWD 4 Door & Wagon Japanese Design w/19mm Thread	D	CV8651	CVX8651	CV8701	BK DX801	BK DX878
	1.6L	FWD 4 Door & Wagon Japanese Design w/19mm Thread	P	CV8652	CVX8652	CV8701	BK DX801	BK DX878
	1.6L	FWD 4 Door & Wagon Japanese Design w/22mm Thread	D	CV8651	CVX8651	CV8740X	BK DX801	BK DX878
1991	1.6L	2 Door GTS Japanese Design w/19mm Thread	D	CV8655		CV8705	BK DX313	BK DX878
	1.6L	2 Door GTS Japanese Design w/19mm Thread	P	CV8656		CV8705	BK DX313	BK DX878
	1.6L	2 Door GTS Japanese Design w/22mm Thread	D	CV8655		CV8723	BK DX313	BK DX878
	1.6L	2 Door GTS Japanese Design w/22mm Thread	P	CV8656		CV8723	BK DX313	BK DX878
	1.6L	2 Door SR5 American Design w/19mm Thread	D	CV8651	CVX8651	CV5514	BK DX521	BK DX522
	1.6L	2 Door SR5 American Design w/19mm Thread	P	CV8652	CVX8652	CV5514	BK DX521	BK DX522
	1.6L	2 Door SR5 American Design w/22mm Thread	D	CV8651	CVX8651	CV8739	BK DX521	BK DX522
	1.6L	2 Door SR5 American Design w/22mm Thread	P	CV8652	CVX8652	CV8739	BK DX521	BK DX522
	1.6L	2 Door SR5 Japanese Design w/19mm Thread	D	CV8651	CVX8651	CV8701	BK DX801	BK DX878
	1.6L	2 Door SR5 Japanese Design w/19mm Thread	P	CV8652	CVX8652	CV8701	BK DX801	BK DX878
	1.6L	2 Door SR5 Japanese Design w/22mm Thread	D	CV8651	CVX8651	CV8740	BK DX801	BK DX878
	1.6L	2 Door SR5 Japanese Design w/22mm Thread	P	CV8652	CVX8652	CV8740	BK DX801	BK DX878

TOYOTA (cont.)

Year Année Ano	Engine	Application Aplicacion	Side Coté Lado	Reman CV Shaft Cardan réusiné Cardanica resinada	CV Shaft w/New Outer Joint Cardan avec Joint Ext. Neuf	Reman Outer Joint & Boot Joint Ext. réusiné & Soufflet	Outer Boot Kit Ensemble Soufflet Extérieur Juegos de bota exterior	Inner Boot Kit Ensemble Soufflet Intérieur Juegos de bota Interior
TOYOTA (Cont'd)								
COROLLA (Cont'd)								
1990	1.6L	2 Door GTS American Design	D	CV8651	CVX8651	CV5514	BK DX521	BK DX522
	1.6L	2 Door GTS American Design	P	CV8652	CVX8652	CV5514	BK DX521	BK DX522
	1.6L	2 Door GTS Japanese Design	D	CV8655		CV8705	BK DX313	BK DX878
	1.6L	2 Door GTS Japanese Design	P	CV8656		CV8705	BK DX313	BK DX878
1990-88	1.6L	2 Door SR5 American Design	D	CV8651	CVX8651	CV5514	BK DX521	BK DX522
	1.6L	2 Door SR5 American Design	P	CV8652	CVX8652	CV5514	BK DX521	BK DX522
	1.6L	2 Door SR5 Japanese Design	D	CV8651	CVX8651	CV8701	BK DX801	BK DX878
	1.6L	2 Door SR5 Japanese Design	P	CV8652	CVX8652	CV8701	BK DX801	BK DX878
1989-88	1.6L	2 Door GTS	D	CV8643		CV8705	BK DX313	BK DX873
	1.6L	2 Door GTS	P	CV8644		CV8705	BK DX313	BK DX873
1988-87	1.6L	FX 2 Door, 8 valve engine	D	CV8651	CVX8651	CV5514	BK DX521	BK DX522
	1.6L	FX 2 Door, 8 valve engine	P	CV8652	CVX8652	CV5514	BK DX521	BK DX522
	1.6L	FX16 2 Door AT 16 valve engine	D	CV8601		CV8701	BK DX801	BK DX869
	1.6L	FX16 2 Door AT 16 valve engine	P	CV8603		CV8701	BK DX801	BK DX869
	1.6L	FX16 2 Door MT 16 valve engine	D	CV8643		CV8705	BK DX313	BK DX873
	1.6L	FX16 2 Door MT 16 valve engine	P	CV8644		CV8705	BK DX313	BK DX873
1987-83	1.6L	FWD 4 Door & Wagon	D	CV8601		CV8701	BK DX801	BK DX869
	1.6L	FWD 4 Door & Wagon	P	CV8603		CV8701	BK DX801	BK DX869
1985-84	1.8L	FWD Diesel 4 Door & Wagon	D	CV8633		CV8705	BK DX313	BK DX873
	1.8L	FWD Diesel 4 Door & Wagon	P	CV8634		CV8705	BK DX313	BK DX873
CRESSIDA								
1992-89	2.8L, 3.0L		D	CV8683		CV8734	BK DX868	BK DX868
	2.8L, 3.0L		P	CV8683		CV8734	BK DX868	BK DX868
1988-85	2.8L		D	CV8623		CV8708	BK DX764	BK DX764
	2.8L		P	CV8623		CV8708	BK DX764	BK DX764
ECHO								
2002-00	1.5L	w/ ABS	D	CV9002			BK DX900	BK DX872
	1.5L	w/ ABS	P	CV9003			BK DX900	BK DX872
	1.5L	w/o ABS	D	CV9000			BK DX900	BK DX872
	1.5L	w/o ABS	P	CV9001			BK DX900	BK DX872
HIGHLANDER								
2002-01	2.4L	AWD	D	CV8995				
	2.4L	AWD	P	CV9035				
	2.4L	FWD	D	CV9033				
	2.4L	FWD	P	CV9034				
	3.0L	AWD	D	CV8997				
	3.0L	AWD	P	CV8998				
	3.0L	FWD	D	CV8995				
	3.0L	FWD	P	CV8996				
LAND CRUISER								
2002-98	4.7L		D	CV8994			BK DX912	BK DX893
	4.7L		P	CV8994			BK DX912	BK DX893
1997-93	4.5L	w/ ABS	D	CV8937				
	4.5L	w/ ABS	P	CV8938				
	4.5L	w/o ABS	D	CV8935				
	4.5L	w/o ABS	P	CV8936				
1992-91	4.0L	w/ ABS	D	CV8937				
	4.0L	w/ ABS	P	CV8938				
	4.0L	w/o ABS	D	CV8935				

TOYOTA (cont.)

Year Année Ano	Engine	Application Aplicacion	Side Coté Lado	Reman CV Shaft Cardan réusiné Cardanica resinada	CV Shaft w/New Outer Joint Cardan avec Joint Ext. Neuf	Reman Outer Joint & Boot Joint Ext. réusiné & Soufflet	Outer Boot Kit Ensemble Soufflet Extérieur Juegos de bota exterior	Inner Boot Kit Ensemble Soufflet Intérieur Juegos de bota Interior
TOYOTA (Cont'd)								
LAND CRUISER (Cont'd)								
1992-91	4.0L	w/o ABS	P	CV8936				
1990-88	4.0L		D	CV8621		CV8704		
	4.0L		P	CV8622		CV8704		
1987	2.4L		D	CV8621		CV8704		
	2.4L		P	CV8622		CV8704		
1987-79	4.2L		D	CV8621		CV8704		
	4.2L		P	CV8622		CV8704		
1985-81	3.4L		D	CV8621		CV8704		
	3.4L		P	CV8622		CV8704		
MR2								
1995-91	2.0L	Turbo w/ ABS	D	CV8945		CV8745X	BK DX863	BK DX884
	2.0L	Turbo w/ ABS	P	CV8946		CV8745X	BK DX863	BK DX884
	2.0L	Turbo w/o ABS	D	CV8943		CV8745	BK DX863	BK DX884
	2.0L	Turbo w/o ABS	P	CV8944		CV8745	BK DX863	BK DX884
	2.2L	w/o Turbo w/ ABS	D	CV8941		CV8722X	BK DX870	BK DX874
	2.2L	w/o Turbo w/ ABS	P	CV8942		CV8722X	BK DX870	BK DX874
	2.2L	w/o Turbo w/o ABS	D	CV8939		CV8722	BK DX870	BK DX874
	2.2L	w/o Turbo w/o ABS	P	CV8940		CV8722	BK DX870	BK DX874
1989-87	1.6L	MT w/o Supercharger	D	CV8641		CV8709	BK DX313	BK DX873
	1.6L	MT w/o Supercharger	P	CV8642		CV8709	BK DX313	BK DX873
1986-85	1.6L	AT	D	CV8639		CV8701	BK DX801	BK DX869
	1.6L	AT	P	CV8640		CV8701	BK DX801	BK DX869
	1.6L	MT	D	CV8641		CV8709	BK DX313	BK DX873
	1.6L	MT	P	CV8642		CV8709	BK DX313	BK DX873
MR2 SPYDER								
2002-00	1.8L		D	CV9036				
	1.8L		P	CV9037				
PASEO								
1999-92	1.5L	w/ ABS	D	CV8696	CVX8696	CV8740Y	BK DX801	BK DX878
	1.5L	w/ ABS	P	CV8697	CVX8697	CV8740Y	BK DX801	BK DX878
	1.5L	w/o ABS	D	CV8694	CVX8694	CV8740	BK DX801	BK DX878
	1.5L	w/o ABS	P	CV8695	CVX8695	CV8740	BK DX801	BK DX878
PICKUP								
1995-88	3.0L		D	CV8632	CVX8632	CV8707	BK DX867	BK DX868
	3.0L		P	CV8632	CVX8632	CV8707	BK DX867	BK DX868
1995-86	2.4L		D	CV8632	CVX8632	CV8707	BK DX867	BK DX868
	2.4L		P	CV8632	CVX8632	CV8707	BK DX867	BK DX868
PREVIA								
1997-91	2.4L	Front Shafts w/ ABS	D	CV8668	CVX8668	CV8731X	BK DX863	BK DX861
	2.4L	Front Shafts w/ ABS	P	CV8668	CVX8668	CV8731X	BK DX863	BK DX861
	2.4L	Front Shafts w/o ABS	D	CV8667	CVX8667	CV8731	BK DX863	BK DX861
	2.4L	Front Shafts w/o ABS	P	CV8667	CVX8667	CV8731	BK DX863	BK DX861
PRIUS								
2002-01	1.5L		D	CV9038				
	1.5L		P	CV9039				
RAV4								
2002-01	2.0L	2WD w/ ABS	D	CV9042				
	2.0L	2WD w/ ABS	P	CV9043				
	2.0L	2WD w/o ABS	D	CV9040				

TOYOTA (cont.)

Year Année Ano	Engine	Application Applicacion	Side Coté Lado	Reman CV Shaft Cardan réusiné Cardanica resinada	CV Shaft w/New Outer Joint Cardan avec Joint Ext. Neuf	Reman Outer Joint & Boot Joint Ext. réusiné & Soufflet	Outer Boot Kit Ensemble Soufflet Extérieur Juegos de bota exterior	Inner Boot Kit Ensemble Soufflet Intérieur Juegos de bota Interior
TOYOTA (Cont'd)								
RAV4 (Cont'd)								
2002-01	2.0L	2WD w/o ABS	P	CV9041				
	2.0L	4WD AT w/ ABS	D	CV9047				
	2.0L	4WD AT w/ ABS	P	CV9048				
	2.0L	4WD AT w/o ABS	D	CV9044				
	2.0L	4WD AT w/o ABS	P	CV9045				
	2.0L	4WD MT w/ ABS	D	CV9049				
	2.0L	4WD MT w/ ABS	P	CV9048				
	2.0L	4WD MT w/o ABS	D	CV9046				
	2.0L	4WD MT w/o ABS	P	CV9045				
2000-96	2.0L	2WD AT w/ ABS	D	CV8968			BK DX313	BK DX878
	2.0L	2WD AT w/ ABS	P	CV8969			BK DX313	BK DX878
	2.0L	2WD AT w/o ABS	D	CV8966			BK DX313	BK DX878
	2.0L	2WD AT w/o ABS	P	CV8967			BK DX313	BK DX878
	2.0L	2WD MT w/ ABS	D	CV8972			BK DX877	BK DX880
	2.0L	2WD MT w/ ABS	P	CV8973			BK DX877	BK DX880
	2.0L	2WD MT w/o ABS	D	CV8970			BK DX877	BK DX880
	2.0L	2WD MT w/o ABS	P	CV8971			BK DX877	BK DX880
	2.0L	4WD w/ ABS	D	CV8974			BK DX313	BK DX878
	2.0L	4WD w/ ABS	P	CV8975			BK DX313	BK DX878
	2.0L	4WD w/o ABS	D	CV8669			BK DX313	BK DX878
	2.0L	4WD w/o ABS	P	CV8670			BK DX313	BK DX878
	SEQUOIA							
2002-01	4.7L		D	CV8999				
	4.7L		P	CV8999				
SIENNA								
2002	3.0L		D	CV9009				
	3.0L		P	CV9051				
2001	3.0L		D	CV8957			BK DX892AB	BK DX896
	3.0L		P	CV9050			BK DX892AB	BK DX896
2000-98	3.0L		D	CV8957			BK DX892AB	BK DX896
	3.0L		P	CV8958			BK DX892AB	BK DX896
SOLARA								
2002	3.0L	AT	D	CV9009				
	3.0L	AT	P	CV9010				
	3.0L	MT	D	CV9052				
	3.0L	MT	P	CV9053				
2001-99	2.2L	w/ ABS	D	CV8686	CVX8686		BK DX892	BK DX430
	2.2L	w/ ABS	P	CV8687	CVX8687		BK DX892	BK DX430
	2.2L	w/o ABS	D	CV8684	CVX8684		BK DX892	BK DX430
	2.2L	w/o ABS	P	CV8685	CVX8685		BK DX892	BK DX430
	3.0L	AT	D	CV8957			BK DX892AB	BK DX896
	3.0L	AT	P	CV8958			BK DX892AB	BK DX896
	3.0L	MT	D	CV8963			BK DX892AB	BK DX896
	3.0L	MT	P	CV8964			BK DX892AB	BK DX896
SUPRA								
1995-93	3.0L	Turbo	D	CV8949			BK DX894	BK DX894
	3.0L	Turbo	P	CV8950			BK DX894	BK DX894
	3.0L	w/o Turbo	D	CV8947			BK DX894	BK DX894
	3.0L	w/o Turbo	P	CV8948			BK DX894	BK DX894

TOYOTA (cont.)

Year Année Ano	Engine	Application Applicacion	Side Coté Lado	Reman CV Shaft Cardan réusiné Cardanica resinada	CV Shaft w/New Outer Joint Cardan avec Joint Ext. Neuf	Reman Outer Joint & Boot Joint Ext. réusiné & Soufflet	Outer Boot Kit Ensemble Soufflet Extérieur Juegos de bota exterior	Inner Boot Kit Ensemble Soufflet Intérieur Juegos de bota Interior
TOYOTA (Cont'd)								
SUPRA (Cont'd)								
1992-86	3.0L		D	CV8683		CV8734	BK DX868	BK DX868
	3.0L		P	CV8683		CV8734	BK DX868	BK DX868
1991	2.8L		D	CV8683		CV8734	BK DX868	BK DX868
	2.8L		P	CV8683		CV8734	BK DX868	BK DX868
1985-81	2.8L		D	CV8649			BK DX764	BK DX764
	2.8L		P	CV8649			BK DX764	BK DX764
1980	2.6L		D	CV8649			BK DX764	BK DX764
	2.6L		P	CV8649			BK DX764	BK DX764
T100								
1998-95	3.4L		D	CV8901		CV8707	BK DX867	BK DX868
	3.4L		P	CV8901		CV8707	BK DX867	BK DX868
1998-94	2.7L		D	CV8901		CV8707	BK DX867	BK DX868
	2.7L		P	CV8901		CV8707	BK DX867	BK DX868
1994-93	3.0L		D	CV8901		CV8707	BK DX867	BK DX868
	3.0L		P	CV8901		CV8707	BK DX867	BK DX868
TACOMA								
2002-01	2.4L, 2.7L, 3.4L		D	CV8978				
	2.4L, 2.7L, 3.4L		P	CV8978				
2000-95	2.4L, 2.7L, 3.4L	w/ auto lock hubs	D	CV8978			BK DX859	BK DX860
	2.4L, 2.7L, 3.4L	w/ auto lock hubs	P	CV8978			BK DX859	BK DX860
	2.4L, 2.7L, 3.4L	w/ manual lock hubs	D	CV8980			BK DX859	BK DX860
	2.4L, 2.7L, 3.4L	w/ manual lock hubs	P	CV8980			BK DX859	BK DX860
TERCEL								
1998-95	1.5L	w/ ABS	D	CV8955		CV8750X	BK DX890	BK DX891
	1.5L	w/ ABS	P	CV8956		CV8750X	BK DX890	BK DX891
	1.5L	w/o ABS	D	CV8953		CV8750	BK DX890	BK DX891
	1.5L	w/o ABS	P	CV8954		CV8750	BK DX890	BK DX891
1994-92	1.5L	w/ ABS	D	CV8951		CV8743X	BK DX373	BK DX767
	1.5L	w/ ABS	P	CV8952		CV8743X	BK DX373	BK DX767
	1.5L	w/o ABS	D	CV8692		CV8743	BK DX373	BK DX767
	1.5L	w/o ABS	P	CV8693		CV8743	BK DX373	BK DX767
1991	1.5L		D	CV8692		CV8744	BK DX373	BK DX767
	1.5L		P	CV8693		CV8744	BK DX373	BK DX767
1990-87	1.5L	exc. Wagon	D	CV8608		CV8701	BK DX801	BK DX872
	1.5L	exc. Wagon	P	CV8609		CV8701	BK DX801	BK DX872
	1.5L	Wagon	D	CV8606			BK DX862	BK DX871
	1.5L	Wagon	P	CV8607			BK DX862	BK DX871
1986-83	1.5L		D	CV8606			BK DX862	BK DX871
	1.5L		P	CV8607			BK DX862	BK DX871
1982-80	1.5L		D	CV8604			BK DX862	BK DX871
	1.5L		P	CV8605			BK DX862	BK DX871
TUNDRA								
2002-00	3.4L, 4.7L		D	CV8999			BK DX859	BK DX885
	3.4L, 4.7L		P	CV8999			BK DX859	BK DX885
VAN								
1989-86	2.2L	Front Shafts	D	CV8636		CV8710	BK DX867	BK DX861
	2.2L	Front Shafts	P	CV8636		CV8710	BK DX867	BK DX861
1985-84	2.0L	Front Shafts	D	CV8636		CV8710	BK DX867	BK DX861
	2.0L	Front Shafts	P	CV8636		CV8710	BK DX867	BK DX861

TOYOTA (cont.)

Year Année Ano	Engine	Application Aplicacion	Side Coté Lado	Reman CV Shaft Cardan réusiné Cardanica resinada	CV Shaft w/New Outer Joint Cardan avec Joint Ext. Neuf	Reman Outer Joint & Boot Joint Ext. réusiné & Soufflet	Outer Boot Kit Ensemble Soufflet Extérieur Juegos de bota exterior	Inner Boot Kit Ensemble Soufflet Intérieur Juegos de bota Interior
TOYOTA (Cont'd)								
VAN WAGON								
1988	2.3L, 2.4L	Front Shafts	D	CV8636		CV8710	BK DX867	BK DX861
	2.3L, 2.4L	Front Shafts	P	CV8636		CV8710	BK DX867	BK DX861
VOLKSWAGEN								
BEETLE								
2001-99	1.8L		D	CV7096			BK DX701	BK DX908
	1.8L		P	CV7094			BK DX701	BK DX908
	1.9L	AT	D	CV7093			BK DX701	BK DX908
	1.9L	AT	P	CV7094			BK DX701	BK DX908
	2.0L	AT	D	CV7095			BK DX701	BK DX908
	2.0L	AT	P	CV7094			BK DX701	BK DX908
2001-98	1.9L	MT	D	CV7071			BK DX701	BK DX714
	1.9L	MT	P	CV7072			BK DX701	BK DX713
	2.0L	MT	D	CV7075			BK DX701	BK DX714
	2.0L	MT	P	CV7076			BK DX701	BK DX713
1998	1.9L	AT	D	CV7069			BK DX701	BK DX221
	1.9L	AT	P	CV7070			BK DX701	BK DX221
	2.0L	AT	D	CV7073			BK DX701	BK DX221
	2.0L	AT	P	CV7074			BK DX701	BK DX221
1979-70	1.6L		D	CV7000		CV7201	BK DX402	BK DX402
	1.6L		P	CV7000		CV7201	BK DX402	BK DX402
CABRIO								
2002-95	2.0L	AT	D	CV7061		CV7101	BK DX701	BK DX221
	2.0L	AT	P	CV7062		CV7101	BK DX701	BK DX221
	2.0L	MT	D	CV7053	CVX7053	CV7101	BK DX701	BK DX714
	2.0L	MT	P	CV7054	CVX7054	CV7101	BK DX701	BK DX713
CABRIOLET								
1995	2.0L	AT	D	CV7061		CV7101	BK DX701	BK DX221
	2.0L	AT	P	CV7062		CV7101	BK DX701	BK DX221
	2.0L	MT	D	CV7053	CVX7053	CV7101	BK DX701	BK DX714
	2.0L	MT	P	CV7054	CVX7054	CV7101	BK DX701	BK DX713
1993-85	1.8L		D	CV7011	CVX7011	CV7101	BK DX701	BK DX714
	1.8L		P	CV7020	CVX7020	CV7101	BK DX701	BK DX713
CORRADO								
1995-92	2.8L		D	CV7055		CV7118	BK DX701	BK DX714
	2.8L		P	CV7056		CV7118	BK DX701	BK DX713
1992-90	1.8L		D	CV7011	CVX7011	CV7101	BK DX701	BK DX714
	1.8L		P	CV7012	CVX7012	CV7101	BK DX701	BK DX713
DASHER								
1981-76	1.6L	AT	D	CV1228		CV7106	BK DX702	BK DX402
	1.6L	AT	P	CV1299		CV7106	BK DX702	BK DX402
	1.6L	MT	D	CV1229		CV7106	BK DX702	BK DX402
	1.6L	MT	P	CV1229		CV7106	BK DX702	BK DX402
1980-74	1.5L	AT	D	CV1228		CV7106	BK DX702	BK DX402
	1.5L	AT	P	CV1299		CV7106	BK DX702	BK DX402
	1.5L	MT	D	CV1229		CV7106	BK DX702	BK DX402
	1.5L	MT	P	CV1229		CV7106	BK DX702	BK DX402
EUROVAN								
2002-01	2.8L	MT w/ ABS	D	CV7301				
	2.8L	MT w/ ABS	P	CV7302				

VOLKSWAGEN (cont.)

Year Année Ano	Engine	Application Aplicacion	Side Coté Lado	Reman CV Shaft Cardan réusiné Cardanica resinada	CV Shaft w/New Outer Joint Cardan avec Joint Ext. Neuf	Reman Outer Joint & Boot Joint Ext. réusiné & Soufflet	Outer Boot Kit Ensemble Soufflet Extérieur Juegos de bota exterior	Inner Boot Kit Ensemble Soufflet Intérieur Juegos de bota Interior
VOLKSWAGEN (Cont'd)								
EUROVAN (Cont'd)								
2002-97	2.8L	AT w/ ABS	D	CV7080			BK DX735	BK DX715
	2.8L	AT w/ ABS	P	CV7079			BK DX735	BK DX715
	2.8L	AT w/o ABS	D	CV7078			BK DX735	BK DX715
	2.8L	AT w/o ABS	P	CV7077			BK DX735	BK DX715
2000-97	2.8L	MT w/ ABS	D	CV7079			BK DX735	BK DX715
	2.8L	MT w/ ABS	P	CV7079			BK DX735	BK DX715
	2.8L	MT w/o ABS	D	CV7077			BK DX735	BK DX715
	2.8L	MT w/o ABS	P	CV7077			BK DX735	BK DX715
1996-93	2.4L	AT w/ ABS	D	CV7052		CV7114X	BK DX727	BK DX715
	2.4L	AT w/ ABS	P	CV7051		CV7114X	BK DX727	BK DX715
	2.4L	AT w/o ABS	D	CV7050		CV7114	BK DX727	BK DX715
	2.4L	AT w/o ABS	P	CV7049		CV7114	BK DX727	BK DX715
	2.4L	MT w/ ABS	D	CV7051		CV7114X	BK DX727	BK DX715
	2.4L	MT w/ ABS	P	CV7051		CV7114X	BK DX727	BK DX715
	2.4L	MT w/o ABS	D	CV7049		CV7114	BK DX727	BK DX715
	2.4L	MT w/o ABS	P	CV7049		CV7114	BK DX727	BK DX715
1996-92	2.5L	AT w/ ABS	D	CV7052		CV7114X	BK DX727	BK DX715
	2.5L	AT w/ ABS	P	CV7051		CV7114X	BK DX727	BK DX715
	2.5L	AT w/o ABS	D	CV7050		CV7114	BK DX727	BK DX715
	2.5L	AT w/o ABS	P	CV7049		CV7114	BK DX727	BK DX715
	2.5L	MT w/ ABS	D	CV7051		CV7114X	BK DX727	BK DX715
	2.5L	MT w/ ABS	P	CV7051		CV7114X	BK DX727	BK DX715
	2.5L	MT w/o ABS	D	CV7049		CV7114	BK DX727	BK DX715
	2.5L	MT w/o ABS	P	CV7049		CV7114	BK DX727	BK DX715
FOX								
1993-87	1.8L		D	CV7029		CV7105	BK DX702	BK DX402
	1.8L		P	CV7029		CV7105	BK DX702	BK DX402
GOLF								
2001-00	1.8L		D	CV7096			BK DX701	BK DX908
	1.8L		P	CV7098			BK DX701	BK DX908
2001-99	1.9L	AT	D	CV7093			BK DX701	BK DX908
	1.9L	AT	P	CV7094			BK DX701	BK DX908
	1.9L	MT	D	CV7071			BK DX701	BK DX714
	1.9L	MT	P	CV7072			BK DX701	BK DX713
	2.0L	AT	D	CV7096			BK DX701	BK DX908
	2.0L	AT	P	CV7094			BK DX701	BK DX908
	2.0L	MT	D	CV7075			BK DX701	BK DX714
	2.0L	MT	P	CV7072			BK DX701	BK DX713
	2.8L		D	CV7096			BK DX701	BK DX908
	2.8L		P	CV7094			BK DX701	BK DX908
1998-95	2.0L	AT	D	CV7061		CV7101	BK DX701	BK DX221
	2.0L	AT	P	CV7062		CV7101	BK DX701	BK DX221
	2.0L	MT	D	CV7053	CVX7053	CV7101	BK DX701	BK DX714
	2.0L	MT	P	CV7054	CVX7054	CV7101	BK DX701	BK DX713
	2.8L		D	CV7055		CV7118	BK DX701	BK DX714
	2.8L		P	CV7056		CV7118	BK DX701	BK DX713
1997-95	1.8L	AT	D	CV7061		CV7101	BK DX701	BK DX221
	1.8L	AT	P	CV7062		CV7101	BK DX701	BK DX221
	1.8L	MT	D	CV7053	CVX7053	CV7101	BK DX701	BK DX714
	1.8L	MT	P	CV7054	CVX7054	CV7101	BK DX701	BK DX713

VOLKSWAGEN (cont.)

Year Année Ano	Engine	Application Aplicacion	Side Coté Lado	Reman CV Shaft Cardan réusiné Cardanica resinada	CV Shaft w/New Outer Joint Cardan avec Joint Ext. Neuf	Reman Outer Joint & Boot Joint Ext. réusiné & Soufflet	Outer Boot Kit Ensemble Soufflet Extérieur Juegos de bota exterior	Inner Boot Kit Ensemble Soufflet Intérieur Juegos de bota Interior
VOLKSWAGEN (Cont'd)								
GOLF (Cont'd)								
1997-95	1.9L	Diesel	D	CV7053	CVX7053	CV7101	BK DX701	BK DX714
	1.9L	Diesel	P	CV7054	CVX7054	CV7101	BK DX701	BK DX713
1994-93	1.8L		D	CV7053	CVX7053	CV7101	BK DX701	BK DX714
	1.8L		P	CV7054	CVX7054	CV7101	BK DX701	BK DX713
	1.9L		D	CV7053	CVX7053	CV7101	BK DX701	BK DX714
	1.9L		P	CV7054	CVX7054	CV7101	BK DX701	BK DX713
	2.0L		D	CV7053	CVX7053	CV7101	BK DX701	BK DX714
	2.0L		P	CV7054	CVX7054	CV7101	BK DX701	BK DX713
1992-90	1.8L	AT 90mm Inner Joint	D	CV7008	CVX7008	CV7104	BK DX702	BK DX402
	1.8L	AT 90mm Inner Joint	P	CV7009	CVX7009	CV7104	BK DX702	BK DX402
	1.8L	MT 100mm Inner Joint	D	CV7011	CVX7011	CV7101	BK DX701	BK DX714
	1.8L	MT 100mm Inner Joint	P	CV7012	CVX7012	CV7101	BK DX701	BK DX713
	2.0L		D	CV7011	CVX7011	CV7101	BK DX701	BK DX714
	2.0L		P	CV7012	CVX7012	CV7101	BK DX701	BK DX713
1992-85	1.6L	Diesel	D	CV7008	CVX7008	CV7104	BK DX702	BK DX402
	1.6L	Diesel	P	CV7009	CVX7009	CV7104	BK DX702	BK DX402
1989-85	1.8L	16 Valve 100mm Inner Joint	D	CV7011	CVX7011	CV7101	BK DX701	BK DX714
	1.8L	16 Valve 100mm Inner Joint	P	CV7012	CVX7012	CV7101	BK DX701	BK DX713
	1.8L	8 Valve 90mm Inner Joint	D	CV7008	CVX7008	CV7104	BK DX702	BK DX402
	1.8L	8 Valve 90mm Inner Joint	P	CV7009	CVX7009	CV7104	BK DX702	BK DX402
JETTA								
2001-00	1.8L		D	CV7096			BK DX701	BK DX908
	1.8L		P	CV7098			BK DX701	BK DX908
2001-99	1.9L	AT	D	CV7093			BK DX701	BK DX908
	1.9L	AT	P	CV7094			BK DX701	BK DX908
	1.9L	MT	D	CV7071			BK DX701	BK DX714
	1.9L	MT	P	CV7072			BK DX701	BK DX713
	2.0L	AT	D	CV7096			BK DX701	BK DX908
	2.0L	AT	P	CV7094			BK DX701	BK DX908
	2.0L	MT	D	CV7075			BK DX701	BK DX714
	2.0L	MT	P	CV7072			BK DX701	BK DX713
	2.8L		D	CV7096			BK DX701	BK DX908
	2.8L		P	CV7094			BK DX701	BK DX908
1998-95	1.9L	Diesel	D	CV7053	CVX7053	CV7101	BK DX701	BK DX714
	1.9L	Diesel	P	CV7054	CVX7054	CV7101	BK DX701	BK DX713
	2.0L	AT	D	CV7061		CV7101	BK DX701	BK DX221
	2.0L	AT	P	CV7062		CV7101	BK DX701	BK DX221
	2.0L	MT	D	CV7053	CVX7053	CV7101	BK DX701	BK DX714
	2.0L	MT	P	CV7054	CVX7054	CV7101	BK DX701	BK DX713
1998-94	2.8L		D	CV7055		CV7118	BK DX701	BK DX714
	2.8L		P	CV7056		CV7118	BK DX701	BK DX713
1995	1.8L	AT	D	CV7061		CV7101	BK DX701	BK DX221
	1.8L	AT	P	CV7062		CV7101	BK DX701	BK DX221
	1.8L	MT	D	CV7053	CVX7053	CV7101	BK DX701	BK DX714
	1.8L	MT	P	CV7054	CVX7054	CV7101	BK DX701	BK DX713
1994-93	1.8L		D	CV7053	CVX7053	CV7101	BK DX701	BK DX714
	1.8L		P	CV7054	CVX7054	CV7101	BK DX701	BK DX713
	1.9L		D	CV7053	CVX7053	CV7101	BK DX701	BK DX714
	1.9L		P	CV7054	CVX7054	CV7101	BK DX701	BK DX713
	2.0L		D	CV7053	CVX7053	CV7101	BK DX701	BK DX714

VOLKSWAGEN (cont.)

Year Année Ano	Engine	Application Aplicacion	Side Coté Lado	Reman CV Shaft Cardan réusiné Cardanica resinada	CV Shaft w/New Outer Joint Cardan avec Joint Ext. Neuf	Reman Outer Joint & Boot Joint Ext. réusiné & Soufflet	Outer Boot Kit Ensemble Soufflet Extérieur Juegos de bota exterior	Inner Boot Kit Ensemble Soufflet Intérieur Juegos de bota Interior
VOLKSWAGEN (Cont'd)								
JETTA (Cont'd)								
1994-93	2.0L		P	CV7054	CVX7054	CV7101	BK DX701	BK DX713
1992-90	1.8L	AT 90mm Inner Joint	D	CV7008	CVX7008	CV7104	BK DX702	BK DX402
	1.8L	AT 90mm Inner Joint	P	CV7009	CVX7009	CV7104	BK DX702	BK DX402
	1.8L	MT 100mm Inner Joint	D	CV7011	CVX7011	CV7101	BK DX701	BK DX714
	1.8L	MT 100mm Inner Joint	P	CV7012	CVX7012	CV7101	BK DX701	BK DX713
	2.0L		D	CV7011	CVX7011	CV7101	BK DX701	BK DX714
	2.0L		P	CV7012	CVX7012	CV7101	BK DX701	BK DX713
1992-85	1.6L	Diesel	D	CV7008	CVX7008	CV7104	BK DX702	BK DX402
	1.6L	Diesel	P	CV7009	CVX7009	CV7104	BK DX702	BK DX402
1989-85	1.8L	16 Valve 100mm Inner Joint	D	CV7011	CVX7011	CV7101	BK DX701	BK DX714
	1.8L	16 Valve 100mm Inner Joint	P	CV7012	CVX7012	CV7101	BK DX701	BK DX713
	1.8L	8 Valve 90mm Inner Joint	D	CV7008	CVX7008	CV7104	BK DX702	BK DX402
	1.8L	8 Valve 90mm Inner Joint	P	CV7009	CVX7009	CV7104	BK DX702	BK DX402
1984	1.8L		D	CV7001			BK DX702	BK DX402
	1.8L		P	CV7002			BK DX702	BK DX402
1984-81	1.7L		D	CV7001			BK DX702	BK DX402
	1.7L		P	CV7002			BK DX702	BK DX402
1984-80	1.6L		D	CV7001			BK DX702	BK DX402
	1.6L		P	CV7002			BK DX702	BK DX402
PASSAT								
2001	2.8L	AT AWD	D	CV7305				
	2.8L	AT AWD	P	CV7306				
2001-00	1.8L	MT engine code ATW	D	CV7303				
	1.8L	MT engine code ATW	P	CV7304				
	1.8L	MT engine code AUG	D	CV7083			BK DX739	BK DX715
	1.8L	MT engine code AUG	P	CV7084			BK DX739	BK DX715
	2.8L	AT FWD	D	CV7089			BK DX735	BK DX221
	2.8L	AT FWD	P	CV7090			BK DX735	BK DX221
2001-98	1.8L	AT	D	CV7081			BK DX739	BK DX221
	1.8L	AT	P	CV7082			BK DX739	BK DX221
	2.8L	MT	D	CV7091			BK DX735	BK DX714
	2.8L	MT	P	CV7092			BK DX735	BK DX714
1999-98	1.8L	MT	D	CV7083			BK DX739	BK DX715
	1.8L	MT	P	CV7084			BK DX739	BK DX715
	2.8L	AT	D	CV7089			BK DX735	BK DX221
	2.8L	AT	P	CV7090			BK DX735	BK DX221
1998	1.9L	AT	D	CV7085			BK DX739	BK DX221
	1.9L	AT	P	CV7086			BK DX739	BK DX221
	1.9L	MT	D	CV7087			BK DX739	BK DX714
	1.9L	MT	P	CV7088			BK DX739	BK DX714
1997-96	1.9L	FWD AT	D	CV7061		CV7101	BK DX701	BK DX221
	1.9L	FWD AT	P	CV7062		CV7101	BK DX701	BK DX221
	1.9L	FWD MT	D	CV7045		CV7101	BK DX701	BK DX714
	1.9L	FWD MT	P	CV7046		CV7101	BK DX701	BK DX713
1997-93	2.8L	AWD	D	CV7059		CV7101	BK DX701	BK DX714
	2.8L	AWD	P	CV7060		CV7101	BK DX701	BK DX713
	2.8L	FWD	D	CV7057		CV7118	BK DX701	BK DX714
	2.8L	FWD	P	CV7058		CV7118	BK DX701	BK DX713
1996-95	2.0L	FWD AT	D	CV7061		CV7101	BK DX701	BK DX221
	2.0L	FWD AT	P	CV7062		CV7101	BK DX701	BK DX221

VOLKSWAGEN (cont.)

Year Année Ano	Engine	Application Applicacion	Side Coté Lado	Reman CV Shaft Cardan réusiné Cardanica resinada	CV Shaft w/New Outer Joint Cardan avec Joint Ext. Neuf	Reman Outer Joint & Boot Joint Ext. réusiné & Soufflet	Outer Boot Kit Ensemble Soufflet Extérieur Juegos de bota exterior	Inner Boot Kit Ensemble Soufflet Intérieur Juegos de bota Interior
VOLKSWAGEN (Cont'd)								
PASSAT								
1996-95	2.0L	FWD MT	D	CV7045		CV7101	BK DX701	BK DX714
	2.0L	FWD MT	P	CV7046		CV7101	BK DX701	BK DX713
1994-92	1.9L	FWD	D	CV7045		CV7101	BK DX724	BK DX714
	1.9L	FWD	P	CV7046		CV7101	BK DX724	BK DX713
1994-91	1.8L	FWD	D	CV7045		CV7101	BK DX724	BK DX714
	1.8L	FWD	P	CV7046		CV7101	BK DX724	BK DX713
1994-90	2.0L	FWD	D	CV7045		CV7101	BK DX724	BK DX714
	2.0L	FWD	P	CV7046		CV7101	BK DX724	BK DX713
1992	1.8L	AWD	D	CV7059		CV7101	BK DX701	BK DX714
	1.8L	AWD	P	CV7060		CV7101	BK DX701	BK DX713
QUANTUM								
1988-83	2.2L	AT	D	CV1201		CV1301	BK DX701	BK DX714
	2.2L	AT	P	CV1202		CV1301	BK DX701	BK DX714
	2.2L	MT	D	CV1203		CV1301	BK DX701	BK DX714
	2.2L	MT	P	CV1204		CV1301	BK DX701	BK DX714
1985	1.8L	AT	D	CV1230		CV7105	BK DX702	BK DX402
	1.8L	AT	P	CV1210		CV7105	BK DX702	BK DX402
	1.8L	MT	D	CV1232		CV7105	BK DX702	BK DX402
	1.8L	MT	P	CV1232		CV7105	BK DX702	BK DX402
1985-82	1.6L	AT	D	CV1230		CV7105	BK DX702	BK DX402
	1.6L	AT	P	CV1210		CV7105	BK DX702	BK DX402
	1.6L	MT	D	CV1232		CV7105	BK DX702	BK DX402
	1.6L	MT	P	CV1232		CV7105	BK DX702	BK DX402
1983-82	1.7L	AT	D	CV1230		CV7105	BK DX702	BK DX402
	1.7L	AT	P	CV1210		CV7105	BK DX702	BK DX402
	1.7L	MT	D	CV1232		CV7105	BK DX702	BK DX402
	1.7L	MT	P	CV1232		CV7105	BK DX702	BK DX402
RABBIT								
1984-83	1.8L		D	CV7001		CV7102	BK DX702	BK DX402
	1.8L		P	CV7002		CV7102	BK DX702	BK DX402
1984-81	1.6L, 1.7L		D	CV7001		CV7102	BK DX702	BK DX402
	1.6L, 1.7L		P	CV7002		CV7102	BK DX702	BK DX402
1980-76	1.6L		D	CV7001		CV7103	BK DX702	BK DX402
	1.6L		P	CV7002		CV7103	BK DX702	BK DX402
1980-75	1.5L		D	CV7001		CV7103	BK DX702	BK DX402
	1.5L		P	CV7002		CV7103	BK DX702	BK DX402
RABBIT CONVERTIBLE								
1984	1.8L		D	CV7001		CV7102	BK DX702	BK DX402
	1.8L		P	CV7002		CV7102	BK DX702	BK DX402
1983-81	1.7L		D	CV7001		CV7102	BK DX702	BK DX402
	1.7L		P	CV7002		CV7102	BK DX702	BK DX402
1980	1.6L		D	CV7001		CV7103	BK DX702	BK DX402
	1.6L		P	CV7002		CV7103	BK DX702	BK DX402
RABBIT PICKUP								
1983-81	1.6L, 1.7L		D	CV7001		CV7102	BK DX702	BK DX402
	1.6L, 1.7L		P	CV7002		CV7102	BK DX702	BK DX402
1980	1.5L, 1.6L		D	CV7001		CV7103	BK DX702	BK DX402
	1.5L, 1.6L		P	CV7002		CV7103	BK DX702	BK DX402
SCIROCCO								
1989-85	1.8L	16 Valve	D	CV7011	CVX7011	CV7101	BK DX701	BK DX714

VOLKSWAGEN (cont.)

Year Année Ano	Engine	Application Aplicacion	Side Coté Lado	Reman CV Shaft Cardan réusiné Cardanica resinada	CV Shaft w/New Outer Joint Cardan avec Joint Ext. Neuf	Reman Outer Joint & Boot Joint Ext. réusiné & Soufflet	Outer Boot Kit Ensemble Soufflet Extérieur Juegos de bota exterior	Inner Boot Kit Ensemble Soufflet Intérieur Juegos de bota Interior
----------------------	--------	---------------------------	----------------------	---	---	---	---	---

VOLKSWAGEN (Cont'd)
SCIROCCO (Cont'd)

1989-85	1.8L	16 Valve	P	CV7020	CVX7020	CV7101	BK DX701	BK DX713
1989-84	1.8L	8 Valve	D	CV7008	CVX7008	CV7104	BK DX702	BK DX402
	1.8L	8 Valve	P	CV7002		CV7104	BK DX702	BK DX402
1983	1.8L		D	CV7001		CV7102	BK DX702	BK DX402
	1.8L		P	CV7002		CV7102	BK DX702	BK DX402
1983-81	1.7L		D	CV7001		CV7102	BK DX702	BK DX402
	1.7L		P	CV7002		CV7102	BK DX702	BK DX402
1980-76	1.6L		D	CV7001		CV7103	BK DX702	BK DX402
	1.6L		P	CV7002		CV7103	BK DX702	BK DX402
1978-75	1.5L		D	CV7001		CV7103	BK DX702	BK DX402
	1.5L		P	CV7002		CV7103	BK DX702	BK DX402

VANAGON

1992-86	2.1L	Front Shafts	D	CV7036		CV7119	BK DX701	BK DX714
	2.1L	Front Shafts	P	CV7036		CV7119	BK DX701	BK DX714
	2.1L	Rear Shafts AT	D	CV7030		CV7212	BK DX714	BK DX714
	2.1L	Rear Shafts AT	P	CV7031		CV7212	BK DX714	BK DX714
	2.1L	Rear Shafts MT	D	CV7035		CV7212	BK DX714	BK DX714
	2.1L	Rear Shafts MT	P	CV7035		CV7212	BK DX714	BK DX714
1985-83	1.6L, 1.9L	Front Shafts	D	CV7036		CV7119	BK DX701	BK DX714
	1.6L, 1.9L	Front Shafts	P	CV7036		CV7119	BK DX701	BK DX714
	1.6L, 1.9L	Rear Shafts AT	D	CV7030		CV7212	BK DX714	BK DX714
	1.6L, 1.9L	Rear Shafts AT	P	CV7031		CV7212	BK DX714	BK DX714
	1.6L, 1.9L	Rear Shafts MT	D	CV7035		CV7212	BK DX714	BK DX714
	1.6L, 1.9L	Rear Shafts MT	P	CV7035		CV7212	BK DX714	BK DX714
1983	2.0L	Front Shafts	D	CV7036		CV7119	BK DX701	BK DX714
	2.0L	Front Shafts	P	CV7036		CV7119	BK DX701	BK DX714
	2.0L	Rear Shafts AT	D	CV7030		CV7212	BK DX714	BK DX714
	2.0L	Rear Shafts AT	P	CV7031		CV7212	BK DX714	BK DX714
	2.0L	Rear Shafts MT	D	CV7035		CV7212	BK DX714	BK DX714
	2.0L	Rear Shafts MT	P	CV7035		CV7212	BK DX714	BK DX714
1982	1.6L	Rear Shafts AT	D	CV7033		CV7212	BK DX714	BK DX714
	1.6L	Rear Shafts AT	P	CV7034		CV7212	BK DX714	BK DX714
	1.6L	Rear Shafts MT	D	CV7032		CV7212	BK DX714	BK DX714
	1.6L	Rear Shafts MT	P	CV7032		CV7212	BK DX714	BK DX714
1982-80	2.0L	Rear Shafts AT	D	CV7033		CV7212	BK DX714	BK DX714
	2.0L	Rear Shafts AT	P	CV7034		CV7212	BK DX714	BK DX714
	2.0L	Rear Shafts MT	D	CV7032		CV7212	BK DX714	BK DX714
	2.0L	Rear Shafts MT	P	CV7032		CV7212	BK DX714	BK DX714

VOLVO
850

1997-95	2.4L	FWD AT Turbo	D	CV9909		CV9929X	BK DX735	BK DX220
	2.4L	FWD AT Turbo	P	CV9910		CV9929X	BK DX735	BK DX220
1997-94	2.3L	AWD AT	D	CV9915				
	2.3L	AWD AT	P	CV9916				
	2.3L	AWD MT	D	CV9917				
	2.3L	AWD MT	P	CV9918				
	2.3L	FWD AT Turbo	D	CV9909		CV9929X	BK DX735	BK DX220
	2.3L	FWD AT Turbo	P	CV9910		CV9929X	BK DX735	BK DX220
1997-93	2.4L	AWD AT	D	CV9915				

VOLVO (cont.)

Year Année Ano	Engine	Application Aplicacion	Side Coté Lado	Reman CV Shaft Cardan réusiné Cardanica resinada	CV Shaft w/New Outer Joint Cardan avec Joint Ext. Neuf	Reman Outer Joint & Boot Joint Ext. réusiné & Soufflet	Outer Boot Kit Ensemble Soufflet Extérieur Juegos de bota exterior	Inner Boot Kit Ensemble Soufflet Intérieur Juegos de bota Interior
VOLVO (Cont'd)								
850 (Cont'd)								
1997-93	2.4L	AWD AT	P	CV9916				
	2.4L	AWD MT	D	CV9917				
	2.4L	AWD MT	P	CV9918				
	2.4L	FWD AT w/o Turbo	D	CV9905		CV9928X	BK DX906	BK DX220
	2.4L	FWD AT w/o Turbo	P	CV9906		CV9928X	BK DX906	BK DX220
	2.4L	FWD MT w/o Turbo	D	CV9907		CV9928X	BK DX906	BK DX539B
	2.4L	FWD MT w/o Turbo	P	CV9908		CV9928X	BK DX906	BK DX539B
C70								
2000-99	2.3L, 2.4L	AT Turbo	D				BK DX914	BK DX909
	2.3L, 2.4L	AT Turbo	P				BK DX914	BK DX909
	2.3L, 2.4L	MT Turbo	D				BK DX914	
	2.3L, 2.4L	MT Turbo	P				BK DX914	
1998	2.3L	AT Turbo	D	CV9909			BK DX735	BK DX220
	2.3L	AT Turbo	P	CV9910			BK DX735	BK DX220
	2.3L	MT Turbo	D	CV9911			BK DX735	BK DX539B
	2.3L	MT Turbo	P	CV9912			BK DX735	BK DX539B
	2.4L	AT w/o Turbo	D	CV9905			BK DX906	BK DX220
	2.4L	AT w/o Turbo	P	CV9906			BK DX906	BK DX220
	2.4L	MT w/o Turbo	D	CV9907			BK DX906	BK DX539B
	2.4L	MT w/o Turbo	P	CV9908			BK DX906	BK DX539B
S70								
2000-99	2.3L	AT Turbo	D				BK DX914	BK DX909
	2.3L	AT Turbo	P				BK DX914	BK DX909
	2.3L	MT Turbo	D				BK DX914	
	2.3L	MT Turbo	P				BK DX914	
	2.4L	AT Turbo	D				BK DX914	BK DX909
	2.4L	AT Turbo	P				BK DX914	BK DX909
	2.4L	AT w/o Turbo	D				BK DX913	BK DX911
	2.4L	AT w/o Turbo	P				BK DX913	BK DX911
	2.4L	MT Turbo	D				BK DX914	
	2.4L	MT Turbo	P				BK DX914	
	2.4L	MT w/o Turbo	D				BK DX913	
	2.4L	MT w/o Turbo	P				BK DX913	
	1998	2.3L	AT Turbo	D	CV9909			BK DX735
2.3L		AT Turbo	P	CV9910			BK DX735	BK DX220
2.3L		MT Turbo	D	CV9911			BK DX735	BK DX539B
2.3L		MT Turbo	P	CV9912			BK DX735	BK DX539B
2.4L		AT Turbo	D	CV9909			BK DX735	BK DX220
2.4L		AT Turbo	P	CV9910			BK DX735	BK DX220
2.4L		AT w/o Turbo	D	CV9905			BK DX906	BK DX220
2.4L		AT w/o Turbo	P	CV9906			BK DX906	BK DX220
2.4L		MT Turbo	D	CV9911			BK DX735	BK DX539B
2.4L		MT Turbo	P	CV9912			BK DX735	BK DX539B
2.4L		MT w/o Turbo	D	CV9907			BK DX906	BK DX539B
2.4L		MT w/o Turbo	P	CV9908			BK DX906	BK DX539B
S80								
2002-99	2.8L		D	CV9919			BK DX914	
	2.8L		P	CV9920			BK DX914	
	2.9L		D	CV9919			BK DX913	BK DX911
	2.9L		P	CV9920			BK DX913	BK DX911

VOLVO (cont.)

Year Année Ano	Engine	Application Applicacion	Side Coté Lado	Reman CV Shaft Cardan réusiné Cardanica resinada	CV Shaft w/New Outer Joint Cardan avec Joint Ext. Neuf	Reman Outer Joint & Boot Joint Ext. réusiné & Soufflet	Outer Boot Kit Ensemble Soufflet Extérieur Juegos de bota exterior	Inner Boot Kit Ensemble Soufflet Intérieur Juegos de bota Interior
----------------------	--------	----------------------------	----------------------	---	---	---	---	---

VOLVO (Cont'd)
V70

2000-99	2.3L	FWD AT Turbo	D				BK DX914	BK DX909
	2.3L	FWD AT Turbo	P				BK DX914	BK DX909
	2.3L	FWD MT Turbo	D				BK DX914	
	2.3L	FWD MT Turbo	P				BK DX914	
	2.4L	FWD AT Turbo	D				BK DX914	BK DX909
	2.4L	FWD AT Turbo	P				BK DX914	BK DX909
	2.4L	FWD AT w/o Turbo	D				BK DX913	BK DX911
	2.4L	FWD AT w/o Turbo	P				BK DX913	BK DX911
	2.4L	FWD MT Turbo	D				BK DX914	
	2.4L	FWD MT Turbo	P				BK DX914	
	2.4L	FWD MT w/o Turbo	D				BK DX913	
	2.4L	FWD MT w/o Turbo	P				BK DX913	
1998	2.3L	FWD AT Turbo	D	CV9909			BK DX735	BK DX220
	2.3L	FWD AT Turbo	P	CV9910			BK DX735	BK DX220
	2.3L	FWD MT Turbo	D	CV9911			BK DX735	BK DX539B
	2.3L	FWD MT Turbo	P	CV9912			BK DX735	BK DX539B
	2.4L	FWD AT Turbo	D	CV9909			BK DX735	BK DX220
	2.4L	FWD AT Turbo	P	CV9910			BK DX735	BK DX220
	2.4L	FWD AT w/o Turbo	D	CV9905			BK DX906	BK DX220
	2.4L	FWD AT w/o Turbo	P	CV9906			BK DX906	BK DX220
	2.4L	FWD MT Turbo	D	CV9911			BK DX735	BK DX539B
	2.4L	FWD MT Turbo	P	CV9912			BK DX735	BK DX539B
	2.4L	FWD MT w/o Turbo	D	CV9907			BK DX906	BK DX539B
	2.4L	FWD MT w/o Turbo	P	CV9908			BK DX906	BK DX539B

YUGO
CABRIO

1991-90	1.3L	From Vin 367846	D	CV9913		CV9926	BK DX209	BK DX541
	1.3L	From Vin 367846	P	CV9914		CV9926	BK DX209	BK DX541
	1.3L	To Vin 367845	D	CV9901		CV9926	BK DX209	BK DX541
	1.3L	To Vin 367845	P	CV9902		CV9926	BK DX209	BK DX541

GV

1992-90	1.3L	From Vin 367846	D	CV9913		CV9926	BK DX209	BK DX541
	1.3L	From Vin 367846	P	CV9914		CV9926	BK DX209	BK DX541
	1.3L	To Vin 367845	D	CV9901		CV9926	BK DX209	BK DX541
	1.3L	To Vin 367845	P	CV9902		CV9926	BK DX209	BK DX541
1989-86	1.1L	From Vin 367846	D	CV9913		CV9926	BK DX209	BK DX541
	1.1L	From Vin 367846	P	CV9914		CV9926	BK DX209	BK DX541
	1.1L	To Vin 367845	D	CV9901		CV9926	BK DX209	BK DX541
	1.1L	To Vin 367845	P	CV9902		CV9926	BK DX209	BK DX541

GVL

1989-88	1.1L	From Vin 367846	D	CV9913		CV9926	BK DX209	BK DX541
	1.1L	From Vin 367846	P	CV9914		CV9926	BK DX209	BK DX541

GVS

1988	1.1L	From Vin 367846	D	CV9913		CV9926	BK DX209	BK DX541
	1.1L	From Vin 367846	P	CV9914		CV9926	BK DX209	BK DX541

GVX

1989-87	1.3L	From Vin 367846	D	CV9913		CV9926	BK DX209	BK DX541
	1.3L	From Vin 367846	P	CV9914		CV9926	BK DX209	BK DX541

Buyer's Guide

DRIVETRAIN - CV SHAFT

Part No.	Vehicle Application		Part No.	Vehicle Application	
CV1002	1983	AMERICAN MOTORS EAGLE	CV1143	2001	KIA SPECTRA
	1980-88	AMC EAGLE	CV1144	2001	KIA SPECTRA
CV1003	1984-92	JEEP CHEROKEE, WAGONEER	CV1145	2001	KIA SPECTRA
CV1004	1984-92	JEEP CHEROKEE, WAGONEER	CV1146	2002	KIA SPECTRA
CV1005	1988-89	EAGLE PREMIER	CV1147	2002	KIA SPECTRA
CV1006	1988-89	EAGLE PREMIER	CV1148	2002	KIA SPECTRA
CV1007	1988-89	EAGLE PREMIER	CV1149	2002	KIA SPECTRA
CV1008	1988-89	EAGLE PREMIER	CV1150	2002	KIA SPECTRA
CV1009	1990-92	DODGE MONACO	CV1151	2002	KIA SPECTRA
	1988-92	EAGLE PREMIER	CV1152	2001-02	KIA SPORTAGE
CV1010	1990-92	DODGE MONACO	CV1153	2001-02	KIA SPORTAGE
	1988-92	EAGLE PREMIER	CV1201	1983-88	VOLKSWAGEN QUANTUM
CV1011	1990-92	DODGE MONACO		1983-87	AUDI 4000, 4000S, COUPE
	1988-92	EAGLE PREMIER	CV1202	1983-88	VOLKSWAGEN QUANTUM
CV1012	1990-92	DODGE MONACO		1983-87	AUDI 4000, 4000S, COUPE
	1988-92	EAGLE PREMIER	CV1203	1983-88	VOLKSWAGEN QUANTUM
CV1013	1984-88	JEEP CHEROKEE, WAGONEER		1983-87	AUDI 4000, 4000CS QUATTRO, 4000S, 4000S QUATTRO, COUPE
CV1014	1993-98	JEEP GRAND CHEROKEE, GRAND WAGONEER	CV1204	1983-88	VOLKSWAGEN QUANTUM
CV1015	1993-98	JEEP GRAND CHEROKEE, GRAND WAGONEER		1983-87	AUDI 4000, 4000S, COUPE
CV1016	1984-92	JEEP CHEROKEE, WAGONEER	CV1205	1980-82	AUDI 4000, COUPE
CV1017	1984-92	JEEP CHEROKEE, WAGONEER	CV1206	1980-82	AUDI 4000, COUPE
CV1018	1999-02	JEEP GRAND CHEROKEE	CV1207	1980-82	AUDI 4000, COUPE
CV1019	1999-02	JEEP GRAND CHEROKEE	CV1208	1980-82	AUDI 4000, COUPE
CV1020	1999-02	JEEP GRAND CHEROKEE	CV1209	1980-85	AUDI 4000, 4000S
CV1021	1999-02	JEEP GRAND CHEROKEE	CV1210	1982-85	VOLKSWAGEN QUANTUM
CV1110	2001-02	HYUNDAI SANTA FE		1980-85	AUDI 4000, 4000S
CV1111	2001-02	HYUNDAI SANTA FE	CV1212	1981-91	AUDI 100, 5000
CV1112	2001-02	HYUNDAI SANTA FE	CV1213	1981-91	AUDI 100, 5000
CV1113	2001-02	HYUNDAI SANTA FE	CV1214	1981-91	AUDI 100, 5000
CV1114	2001-02	HYUNDAI SANTA FE	CV1215	1978-80	AUDI 5000
CV1115	2001-02	HYUNDAI SANTA FE	CV1216	1978-80	AUDI 5000
CV1116	2001-02	HYUNDAI SANTA FE	CV1217	1978-80	AUDI 5000
CV1117	2001-02	HYUNDAI SANTA FE	CV1218	1988-92	AUDI 80 QUATTRO, 90 QUATTRO
CV1118	2001-02	HYUNDAI SANTA FE	CV1219	1988-92	AUDI 80 QUATTRO, 90 QUATTRO
CV1119	2001-02	HYUNDAI SANTA FE	CV1222	1992-94	AUDI 100 QUATTRO, S4
CV1120	2001-02	HYUNDAI SANTA FE	CV1223	1981-88	AUDI 5000, 5000CS QUATTRO, 5000S QUATTRO
CV1121	2001-02	HYUNDAI SANTA FE	CV1224	1981-88	AUDI 5000
CV1122	2001-02	HYUNDAI SANTA FE	CV1225	1981-88	AUDI 5000
CV1123	2001-02	HYUNDAI SANTA FE	CV1226	1980-88	AUDI 5000
CV1124	2001-02	HYUNDAI SANTA FE	CV1228	1974-81	VOLKSWAGEN DASHER
CV1125	2001-02	HYUNDAI SANTA FE		1973-79	AUDI FOX
CV1126	2001-02	KIA OPTIMA	CV1229	1974-81	VOLKSWAGEN DASHER
CV1127	2001-02	KIA OPTIMA		1973-79	AUDI FOX
CV1128	2001-02	KIA OPTIMA	CV1230	1982-85	VOLKSWAGEN QUANTUM
CV1129	2001-02	KIA OPTIMA	CV1231	1980-88	AUDI 5000
CV1130	2001-02	KIA OPTIMA	CV1232	1982-85	VOLKSWAGEN QUANTUM
CV1131	2001-02	KIA OPTIMA		1980-85	AUDI 4000, 4000S
CV1132	2001-02	KIA OPTIMA	CV1233	1980-88	AUDI 5000
CV1133	2001-02	KIA OPTIMA	CV1234	1980-88	AUDI 5000
CV1134	2001-02	KIA OPTIMA	CV1239	1980-88	AUDI 5000, 5000CS QUATTRO
CV1135	2001-02	KIA OPTIMA	CV1240	1980-88	AUDI 5000
CV1136	2001-02	KIA OPTIMA	CV1245	1988-90	AUDI 80, 90
CV1137	2001-02	KIA OPTIMA	CV1246	1988-90	AUDI 80, 90
CV1138	2002	KIA SEDONA	CV1247	1988-90	AUDI 80, 90
CV1139	2002	KIA SEDONA	CV1248	1988-90	AUDI 80, 90
CV1140	2001	KIA SPECTRA	CV1249	1988-90	AUDI 80, 90
CV1141	2001	KIA SPECTRA	CV1250	1988-90	AUDI 80, 90
CV1142	2001	KIA SPECTRA			

Buyer's Guide

DRIVETRAIN - CV SHAFT

Part No.	Vehicle Application		Part No.	Vehicle Application	
CV1251	1988-90	AUDI 80, 90	CV1424	1989-94	BMW 530I, 535I, 540I, M5
CV1252	1988-90	AUDI 80, 90	CV1450	1984-87	AUDI 4000CS QUATTRO, 4000S, 4000S QUATTRO
CV1253	1988-92	AUDI 80 QUATTRO, 90 QUATTRO	CV1451	1984-87	AUDI 4000CS QUATTRO, 4000S, 4000S QUATTRO
CV1254	1988-92	AUDI 80 QUATTRO, 90 QUATTRO	CV1452	1984-87	AUDI 4000CS QUATTRO, 4000S QUATTRO
CV1255	1988-92	AUDI 80 QUATTRO, 90 QUATTRO, COUPE QUATTRO	CV1453	1984-87	AUDI 4000CS QUATTRO, 4000S QUATTRO
CV1256	1988-92	AUDI 80 QUATTRO, 90 QUATTRO, COUPE QUATTRO	CV1454	1992-94	AUDI 100 QUATTRO, S4
CV1257	1988-92	AUDI 80 QUATTRO, 90 QUATTRO	CV1455	1992-94	AUDI 100 QUATTRO, S4
CV1258	1988-92	AUDI 80 QUATTRO, 90 QUATTRO	CV1456	1992-94	AUDI 100 QUATTRO, S4
CV1259	1988-92	AUDI 80 QUATTRO, 90 QUATTRO	CV1457	1992-94	AUDI 100 QUATTRO, S4
CV1260	1988-92	AUDI 80 QUATTRO, 90 QUATTRO	CV1458	1993-94	AUDI 90 QUATTRO
CV1261	1988-92	AUDI 80 QUATTRO, 90 QUATTRO	CV1459	1993-94	AUDI 90 QUATTRO
CV1262	1988-92	AUDI 80 QUATTRO, 90 QUATTRO	CV1460	1993-94	AUDI 90 QUATTRO
CV1263	1988-92	AUDI 80, 90	CV1461	1993-94	AUDI 90 QUATTRO
CV1264	1988-92	AUDI 80, 90	CV1462	1993-94	AUDI 100
CV1265	1988-92	AUDI 80, 90	CV1463	1993-94	AUDI 100
CV1266	1988-92	AUDI 80, 90	CV1464	1992-94	AUDI 100
CV1267	1989-91	AUDI 100	CV1465	1992-94	AUDI 100
CV1268	1989-91	AUDI 100	CV1466	1992	AUDI 100
CV1271	1989-91	AUDI 100, 100 QUATTRO	CV1467	1992	AUDI 100
CV1275	1975-77	AUDI 100 SERIES	CV1470	1995	AUDI 90 QUATTRO
CV1276	1975-77	AUDI 100 SERIES	CV1471	1995	AUDI 90 QUATTRO
CV1277	1975-77	AUDI 100 SERIES	CV1472	1995-98	AUDI 90, CABRIOLET
CV1280	1971-74	AUDI 100 SERIES	CV1473	1995-98	AUDI 90, CABRIOLET
CV1283	1989-91	AUDI 100 QUATTRO, 200, 200 QUATTRO	CV1474	1998-99	AUDI A6, A6 QUATTRO
CV1284	1989-91	AUDI 200, 200 QUATTRO	CV1475	1998-99	AUDI A6, A6 QUATTRO
CV1285	1989-91	AUDI 200, 200 QUATTRO	CV1476	1997-00	AUDI A4 QUATTRO
CV1286	1989-91	AUDI 200, 200 QUATTRO	CV1477	1997-00	AUDI A4 QUATTRO
CV1287	1988-92	AUDI 80 QUATTRO, 90 QUATTRO, COUPE QUATTRO	CV1478	1996-01	AUDI A4 QUATTRO
CV1288	1988-92	AUDI 80 QUATTRO, 90 QUATTRO, COUPE QUATTRO	CV1479	1996-01	AUDI A4 QUATTRO
CV1289	1986-88	AUDI 5000CS QUATTRO, 5000S QUATTRO	CV1480	1995-97	AUDI A6
CV1291	1993-94	AUDI 90, CABRIOLET	CV1481	1995-97	AUDI A6
CV1292	1993-94	AUDI 90, CABRIOLET	CV1482	1995-97	AUDI A6, S6
CV1293	1993-94	AUDI 90, CABRIOLET	CV1483	1995-97	AUDI A6, S6
CV1294	1993-94	AUDI 90, CABRIOLET	CV1484	1995-97	AUDI A6 QUATTRO
CV1298	1984-87	AUDI 4000CS QUATTRO, 4000S, 4000S QUATTRO	CV1485	1995-97	AUDI A6 QUATTRO
CV1299	1974-81	VOLKSWAGEN DASHER	CV1486	1995-97	AUDI A6 QUATTRO
	1973-79	AUDI FOX	CV1487	1995-97	AUDI A6 QUATTRO
CV1401	1988-91	BMW M3	CV1488	1995-98	AUDI 90, CABRIOLET
CV1402	1988-91	BMW M3	CV1489	1995-98	AUDI 90, CABRIOLET
CV1403	1985-89	BMW 524TD, 528E, 535I, 535IS, 635CSI	CV1490	1991-94	AUDI V8 QUATTRO
CV1404	1988-91	BMW 325IX	CV1491	1991-94	AUDI V8 QUATTRO
CV1405	1988-91	BMW 325IX	CV1492	1990-94	AUDI V8 QUATTRO
CV1406	1988-91	BMW 325IX	CV1493	1990	AUDI V8 QUATTRO
CV1407	1988-91	BMW 325IX	CV1494	1990	AUDI V8 QUATTRO
CV1412	1980-83	BMW 320I	CV1495	1988-92	AUDI 80, 90
CV1413	1982-84	BMW 528E, 533I, 633CSI	CV1496	1988-92	AUDI 80, 90
CV1414	1977-82	BMW 630CSI, 633CSI	CV1497	1988-92	AUDI 80, 90
CV1415	1987-94	BMW 735I, 735IL, 740I, 740IL, 750IL	CV1498	1988-92	AUDI 80, 90
CV1416	1987-94	BMW 735I, 735IL, 740I, 740IL, 750IL	CV1499	1996-01	AUDI A4 QUATTRO
CV1417	1985-86	BMW 735I	CV1500	1996-01	AUDI A4 QUATTRO
CV1418	1982-84	BMW 733I	CV1601	1983	MINISUBISHI CORDIA, TREDIA
CV1421	1992-94	BMW 318I, 318IS, 320I	CV1602	1983	MINISUBISHI CORDIA, TREDIA
CV1422	1992-94	BMW 325I, 325IS	CV1611	1985-87	MINISUBISHI GALANT
CV1423	1989-94	BMW 525I, 530I, 535I	CV1612	1985-87	MINISUBISHI GALANT
			CV1613	1992-96	MINISUBISHI DIAMANTE
			CV1614	1992	MINISUBISHI DIAMANTE

Buyer's Guide

DRIVETRAIN - CV SHAFT

Part No.	Vehicle Application		Part No.	Vehicle Application	
CV1615	1989-91	DODGE RAIDER, RAM 50	CV1680	1999-01	HYUNDAI SONATA
	1989-91	MITSUBISHI MIGHTY MAX, MONTERO	CV1681	1999-01	HYUNDAI SONATA
CV1616	1989-91	DODGE RAIDER, RAM 50	CV1682	1999-01	HYUNDAI SONATA
	1989-91	MITSUBISHI MIGHTY MAX, MONTERO	CV1683	1999-01	HYUNDAI SONATA
CV1617	1987-93	DODGE RAIDER, RAM 50	CV1684	1999-01	HYUNDAI SONATA
	1987-91	MITSUBISHI MIGHTY MAX, MONTERO	CV1685	1999-01	HYUNDAI SONATA
CV1618	1987-93	DODGE RAIDER, RAM 50	CV1686	1999-01	HYUNDAI SONATA
	1987-91	MITSUBISHI MIGHTY MAX, MONTERO	CV1687	1999-01	HYUNDAI SONATA
CV1619	1983-86	MITSUBISHI MIGHTY MAX, MONTERO	CV1688	1999-01	HYUNDAI SONATA
	1979-86	DODGE D50 PICKUP, RAM 50	CV1689	1999-01	HYUNDAI SONATA
CV1620	1983-86	MITSUBISHI MIGHTY MAX, MONTERO	CV1690	1999-01	HYUNDAI SONATA
	1979-86	DODGE D50 PICKUP, RAM 50	CV1691	1997-02	MITSUBISHI MONTERO SPORT
CV1633	1988	MITSUBISHI SIGMA	CV1692	1997-02	MITSUBISHI MONTERO SPORT
CV1634	1988	MITSUBISHI SIGMA	CV1693	1999-02	MITSUBISHI MONTERO SPORT
CV1635	1989-90	MITSUBISHI SIGMA	CV1694	1999-02	MITSUBISHI MONTERO SPORT
CV1636	1989-90	MITSUBISHI SIGMA	CV1695	1999-00	MITSUBISHI MONTERO
CV1638	1993-96	MITSUBISHI DIAMANTE	CV1696	1999-00	MITSUBISHI MONTERO
CV1639	1993-96	MITSUBISHI DIAMANTE	CV1697	2001-02	MITSUBISHI MONTERO
CV1640	1993-96	MITSUBISHI DIAMANTE	CV1698	2001-02	MITSUBISHI MONTERO
CV1641	1994-99	MITSUBISHI ECLIPSE, GALANT	CV1803	1972-75	PORSCHE 911
CV1642	1994-99	MITSUBISHI ECLIPSE, GALANT	CV1805	1976-83	PORSCHE 911, 930
CV1643	1994-99	MITSUBISHI ECLIPSE, GALANT	CV1806	1975-83	PORSCHE 911, 930
CV1644	1994-99	MITSUBISHI ECLIPSE, GALANT	CV1807	1975-83	PORSCHE 911, 930
CV1645	1994	MITSUBISHI GALANT	CV1808	1984-89	PORSCHE 911
CV1646	1994	MITSUBISHI GALANT	CV1809	1984-89	PORSCHE 911
CV1647	1994	MITSUBISHI GALANT	CV1813	1977-88	PORSCHE 924, 944
CV1648	1994	MITSUBISHI GALANT	CV1814	1982-84	PORSCHE 928
CV1649	1992-96	MITSUBISHI MIGHTY MAX, MONTERO	CV1815	1978-81	PORSCHE 928
CV1650	1992-96	MITSUBISHI MIGHTY MAX, MONTERO	CV1816	1985-91	PORSCHE 944
CV1651	1992-96	MITSUBISHI MIGHTY MAX, MONTERO	CV1817	1985-91	PORSCHE 944
CV1652	1992-96	MITSUBISHI MIGHTY MAX, MONTERO	CV1818	1985-91	PORSCHE 944
CV1653	1997-02	MITSUBISHI DIAMANTE	CV1819	1986-91	PORSCHE 944
CV1654	1997-02	MITSUBISHI DIAMANTE	CV1820	1986-91	PORSCHE 944
CV1655	1997-02	MITSUBISHI DIAMANTE	CV1821	1983-84	PORSCHE 944
CV1656	1997-02	MITSUBISHI DIAMANTE	CV1903	1979-85	SAAB 900
CV1657	1997-02	MITSUBISHI MIRAGE	CV1904	1979-85	SAAB 900
CV1658	1997-02	MITSUBISHI MIRAGE	CV1905	1986-89	SAAB 9000
CV1659	1997-02	MITSUBISHI MIRAGE	CV1906	1986-89	SAAB 9000
CV1660	1997-02	MITSUBISHI MIRAGE	CV1909	1985	SAAB 900
CV1661	1997-02	MITSUBISHI MIRAGE	CV1910	1985	SAAB 900
CV1662	1997-02	MITSUBISHI MIRAGE	CV1911	1986-88	SAAB 900
CV1663	1997-02	MITSUBISHI MIRAGE	CV1912	1986-88	SAAB 900
CV1664	1997-02	MITSUBISHI MIRAGE	CV1913	1986-89	SAAB 900
CV1665	1994-98	MITSUBISHI MONTERO	CV1914	1986-89	SAAB 900
CV1666	1994-98	MITSUBISHI MONTERO	CV1919	1990-94	SAAB 900
CV1667	2001-02	HYUNDAI ELANTRA	CV1920	1990-94	SAAB 900
CV1668	2001-02	HYUNDAI ELANTRA	CV1921	1986-89	SAAB 9000
CV1669	2001-02	HYUNDAI ELANTRA	CV1922	1986-89	SAAB 9000
CV1670	2001-02	HYUNDAI ELANTRA	CV1923	1990-97	SAAB 9000
CV1671	2001-02	HYUNDAI ELANTRA	CV1924	1990-93	SAAB 9000
CV1672	2001-02	HYUNDAI ELANTRA	CV1950	1991-98	SAAB 9000
CV1673	2001-02	HYUNDAI ELANTRA	CV1951	1991-93	SAAB 9000
CV1674	2001-02	HYUNDAI ELANTRA	CV1952	1994-02	SAAB 9-3, 900
CV1675	1999-01	HYUNDAI SONATA	CV1954	1994-98	SAAB 900
CV1676	1999-01	HYUNDAI SONATA	CV1956	1994-97	SAAB 900
CV1677	1999-01	HYUNDAI SONATA	CV1957	1999-01	SAAB 9-5
CV1678	1999-01	HYUNDAI SONATA	CV1958	2000-02	SAAB 9-3
CV1679	1999-01	HYUNDAI SONATA	CV1959	1999-02	SAAB 9-3

Buyer's Guide

DRIVETRAIN - CV SHAFT

Part No. Vehicle Application			Part No. Vehicle Application		
CV1960	2002	SAAB 9-5	CV2027	1984-86	DODGE 600, ARIES, DAYTONA, LANCER
CV1961	2002	SAAB 9-5		1984-86	PLYMOUTH CARAVELLE, RELIANT
CV2001	1978	DODGE OMNI	CV2028	1984-86	CHRYSLER E CLASS, EXECUTIVE LIMOUSINE, EXECUTIVE SEDAN, LASER, LEBARON, NEW YORKER, TOWN & COUNTRY
	1978	PLYMOUTH HORIZON		1984-86	DODGE 600, ARIES, DAYTONA, LANCER
CV2002	1978	DODGE OMNI		1984-86	PLYMOUTH CARAVELLE, RELIANT
	1978	PLYMOUTH HORIZON	CV2030	1984-86	DODGE CARAVAN
CV2003	1978	DODGE OMNI		1984-86	PLYMOUTH VOYAGER
	1978	PLYMOUTH HORIZON	CV2031	1984-86	DODGE CARAVAN
CV2004	1978	DODGE OMNI		1984-86	PLYMOUTH VOYAGER
	1978	PLYMOUTH HORIZON	CV2032	1983-90	DODGE CHARGER, OMNI, RAMPAGE
CV2005	1979-80	DODGE OMNI		1983-90	PLYMOUTH HORIZON, SCAMP, TURISMO
	1979-80	PLYMOUTH HORIZON	CV2033	1983-90	DODGE CHARGER, OMNI, RAMPAGE
CV2006	1979-80	DODGE OMNI		1983-90	PLYMOUTH HORIZON, SCAMP, TURISMO
	1979-80	PLYMOUTH HORIZON	CV2040	1982-84	DODGE COLT
CV2007	1979-80	DODGE OMNI		1982-84	PLYMOUTH CHAMP, COLT
	1979-80	PLYMOUTH HORIZON	CV2041	1982-84	DODGE COLT
CV2008	1979-80	DODGE OMNI		1982-84	PLYMOUTH CHAMP, COLT
	1979-80	PLYMOUTH HORIZON	CV2042	1990-95	CHRYSLER TOWN & COUNTRY
CV2009	1981-82	DODGE OMNI		1987-95	DODGE CARAVAN, GRAND CARAVAN
	1981-82	PLYMOUTH HORIZON		1987-95	PLYMOUTH GRAND VOYAGER
CV2010	1981-82	DODGE OMNI	CV2043	1992-95	CHRYSLER TOWN & COUNTRY
	1981-82	PLYMOUTH HORIZON		1987-95	DODGE CARAVAN, GRAND CARAVAN
CV2011	1981-83	DODGE OMNI		1987-95	PLYMOUTH GRAND VOYAGER
	1981-83	PLYMOUTH HORIZON	CV2045	1985-86	DODGE COLT
CV2012	1981-83	DODGE OMNI		1985-86	PLYMOUTH COLT
	1981-83	PLYMOUTH HORIZON		1985-86	DODGE COLT
CV2013	1981-82	DODGE OMNI, RAMPAGE	CV2046	1985-86	MITSUBISHI MIRAGE
	1981-82	PLYMOUTH HORIZON		1985-86	PLYMOUTH COLT
CV2014	1981-82	DODGE OMNI		1985-86	DODGE COLT
	1981-82	PLYMOUTH HORIZON		1985-86	MITSUBISHI MIRAGE
CV2015	1982	CHRYSLER LEBARON	CV2047	1985-86	PLYMOUTH COLT
	1981-82	DODGE 400, ARIES		1985-86	DODGE COLT
	1981-82	PLYMOUTH RELIANT		1985-86	MITSUBISHI MIRAGE
CV2016	1982	CHRYSLER LEBARON		1985-86	PLYMOUTH COLT
	1981-82	DODGE 400, ARIES	CV2048	1985-86	DODGE COLT
	1981-82	PLYMOUTH RELIANT		1985-86	MITSUBISHI MIRAGE
CV2017	1981-82	DODGE OMNI		1985-86	PLYMOUTH COLT
	1981-82	PLYMOUTH HORIZON	CV2049	1985-86	DODGE COLT
CV2018	1981-82	DODGE OMNI		1985-86	MITSUBISHI MIRAGE
	1981-82	PLYMOUTH HORIZON	CV2050	1985-86	DODGE COLT
CV2019	1981-83	DODGE CHARGER, OMNI, RAMPAGE		1985-86	MITSUBISHI MIRAGE
	1981-83	PLYMOUTH HORIZON, SCAMP	CV2051	1985-86	DODGE COLT
CV2020	1981-83	DODGE CHARGER, OMNI, RAMPAGE		1985-86	MITSUBISHI MIRAGE
	1981-83	PLYMOUTH HORIZON, SCAMP		1985-86	PLYMOUTH COLT
CV2021	1982-83	CHRYSLER E CLASS, EXECUTIVE SEDAN, LEBARON, NEW YORKER, TOWN & COUNTRY	CV2052	1985-86	PLYMOUTH COLT
	1982-83	DODGE 400, 600, ARIES		1985	DODGE COLT
	1982-83	PLYMOUTH CARAVELLE, RELIANT		1985	MITSUBISHI MIRAGE
CV2022	1982-83	CHRYSLER E CLASS, EXECUTIVE SEDAN, LEBARON, NEW YORKER, TOWN & COUNTRY	CV2055	1987-90	DODGE CHARGER, OMNI
	1982-83	DODGE 400, 600, ARIES		1987-90	PLYMOUTH HORIZON
	1982-83	PLYMOUTH CARAVELLE, RELIANT	CV2056	1987-90	DODGE CHARGER, OMNI
CV2023	1983	DODGE OMNI		1987-90	PLYMOUTH HORIZON
	1983	PLYMOUTH HORIZON	CV2061	1987-90	DODGE 600, ARIES, LANCER, SHADOW
CV2024	1983	DODGE OMNI		1987-90	PLYMOUTH ACCLAIM, CARAVELLE, RELIANT, SUNDANCE
	1983	PLYMOUTH HORIZON		1987-89	CHRYSLER LEBARON
CV2027	1984-86	CHRYSLER E CLASS, EXECUTIVE LIMOUSINE, EXECUTIVE SEDAN, LASER, LEBARON, NEW YORKER, TOWN & COUNTRY	CV2062	1987-90	DODGE 600, ARIES, LANCER, SHADOW
				1987-90	PLYMOUTH ACCLAIM, CARAVELLE, RELIANT, SUNDANCE
				1987-89	CHRYSLER LEBARON

Buyer's Guide

DRIVETRAIN - CV SHAFT

Part No.	Vehicle Application	Part No.	Vehicle Application
CV2063	1987-95 CHRYSLER IMPERIAL, LEBARON, NEW YORKER, TOWN & COUNTRY	CV2090	1989-92 MITSUBISHI MIRAGE
	1987-95 DODGE 600, ARIES, DAYTONA, DYNASTY, LANCER, SHADOW, SPIRIT		1989-92 PLYMOUTH COLT, COLT 200
	1987-95 PLYMOUTH ACCLAIM, CARAVELLE, RELIANT, SUNDANCE	CV2091	1989 DODGE COLT
CV2064	1987-95 CHRYSLER LEBARON, NEW YORKER, TOWN & COUNTRY		1989 MITSUBISHI MIRAGE
	1987-95 DODGE 600, ARIES, DAYTONA, DYNASTY, LANCER, SHADOW, SPIRIT		1989 PLYMOUTH COLT
	1987-95 PLYMOUTH ACCLAIM, CARAVELLE, RELIANT, SUNDANCE	CV2092	1989 DODGE COLT
CV2065	1987-90 CHRYSLER IMPERIAL, LEBARON, NEW YORKER		1989 MITSUBISHI MIRAGE
	1987-90 DODGE 600, DAYTONA, LANCER, SHADOW, SPIRIT		1989 PLYMOUTH COLT
	1987-88 PLYMOUTH CARAVELLE, SUNDANCE	CV2093	1990-94 EAGLE 2000 GTX, TALON
CV2071	1987-90 DODGE DAKOTA		1990-94 PLYMOUTH LASER
CV2072	1991-95 PLYMOUTH ACCLAIM, SUNDANCE		1989-94 MITSUBISHI ECLIPSE, GALANT
	1988-95 CHRYSLER IMPERIAL, LEBARON, NEW YORKER		1989-90 DODGE 2000 GTX
	1988-95 DODGE DAYTONA, DYNASTY, SHADOW, SPIRIT	CV2094	1990-94 EAGLE 2000 GTX, TALON
CV2073	1991-95 PLYMOUTH ACCLAIM, SUNDANCE		1990-94 PLYMOUTH LASER
	1988-95 CHRYSLER LEBARON, NEW YORKER		1989-94 MITSUBISHI ECLIPSE, GALANT
	1988-95 DODGE DAYTONA, DYNASTY, SHADOW, SPIRIT		1989-90 DODGE 2000 GTX
CV2075	1989-92 EAGLE VISTA	CV2096	1991-95 CHRYSLER TOWN & COUNTRY
	1987-92 DODGE COLT, COLT 100		1991-95 DODGE CARAVAN, GRAND CARAVAN
	1987-92 PLYMOUTH COLT, COLT 100		1991-95 PLYMOUTH GRAND VOYAGER
	1987-88 MITSUBISHI MIRAGE	CV2097	1991-92 MITSUBISHI MIRAGE
CV2076	1989-92 EAGLE VISTA		1989-90 DODGE COLT 200
	1987-92 DODGE COLT, COLT 100		1989-90 EAGLE SUMMIT
	1987-92 PLYMOUTH COLT, COLT 100		1989-90 PLYMOUTH COLT, COLT 200
	1987-88 MITSUBISHI MIRAGE	CV2098	1991-92 MITSUBISHI MIRAGE
CV2077	1987-90 DODGE COLT, COLT 100		1989-90 DODGE COLT 200
	1987-90 PLYMOUTH COLT, COLT 100		1989-90 EAGLE SUMMIT
	1987-88 MITSUBISHI MIRAGE		1989-90 PLYMOUTH COLT, COLT 200
CV2079	1985-86 DODGE COLT	CV2099	1989-90 DODGE COLT
	1985-86 MITSUBISHI MIRAGE		1989-90 PLYMOUTH COLT
CV2080	1989-91 EAGLE VISTA	CV2100	1991-95 CHRYSLER TOWN & COUNTRY
	1984-91 DODGE COLT VISTA		1991-95 DODGE CARAVAN, GRAND CARAVAN
	1984-91 PLYMOUTH COLT VISTA		1991-95 PLYMOUTH GRAND VOYAGER
CV2081	1989-91 EAGLE VISTA	CV2101	1992-95 CHRYSLER TOWN & COUNTRY
	1984-91 DODGE COLT VISTA		1992-95 DODGE CARAVAN, GRAND CARAVAN
	1984-91 PLYMOUTH COLT VISTA		1991-95 PLYMOUTH GRAND VOYAGER
CV2082	1989-91 EAGLE VISTA	CV2103	1991-95 CHRYSLER TOWN & COUNTRY
	1984-91 DODGE COLT VISTA		1991-95 DODGE CARAVAN, GRAND CARAVAN
	1984-91 PLYMOUTH COLT VISTA		1991-95 PLYMOUTH GRAND VOYAGER
	1984-88 MITSUBISHI CORDIA, TREDIA	CV2105	1991-95 CHRYSLER TOWN & COUNTRY
CV2083	1989-91 EAGLE VISTA		1991-95 DODGE CARAVAN, GRAND CARAVAN
	1984-91 DODGE COLT, COLT 100, COLT VISTA		1991-95 PLYMOUTH GRAND VOYAGER
	1984-91 PLYMOUTH COLT, COLT 100, COLT VISTA	CV2106	1991-95 CHRYSLER TOWN & COUNTRY
	1984-88 MITSUBISHI CORDIA, MIRAGE, TREDIA		1991-95 DODGE CARAVAN, GRAND CARAVAN
CV2088	1989-90 DODGE COLT		1991-95 PLYMOUTH GRAND VOYAGER
	1989-90 PLYMOUTH COLT	CV2109	1990-94 EAGLE 2000 GTX, TALON
CV2089	1989-92 DODGE COLT, COLT 200		1990-94 PLYMOUTH LASER
	1989-92 EAGLE SUMMIT		1989-94 MITSUBISHI ECLIPSE, GALANT
	1989-92 MITSUBISHI MIRAGE		1989-90 DODGE 2000 GTX
	1989-92 PLYMOUTH COLT, COLT 200	CV2118	1991-92 MITSUBISHI MIRAGE
CV2090	1989-92 DODGE COLT, COLT 200		1989-90 DODGE COLT 200
	1989-92 EAGLE SUMMIT		1989-90 EAGLE SUMMIT
			1989-90 PLYMOUTH COLT, COLT 200
		CV2119	1991-92 MITSUBISHI MIRAGE
			1989-90 DODGE COLT 200
			1989-90 EAGLE SUMMIT
			1989-90 PLYMOUTH COLT, COLT 200
		CV2123	1993-95 CHRYSLER CONCORDE, LHS, NEW YORKER
			1993-95 DODGE INTREPID

Buyer's Guide

DRIVETRAIN - CV SHAFT

Part No.	Vehicle Application		Part No.	Vehicle Application	
CV2123	1993-95	EAGLE VISION	CV2140	1992-94	PLYMOUTH COLT, COLT VISTA
CV2124	1993-95	CHRYSLER CONCORDE, LHS, NEW YORKER		1992	EAGLE SUMMIT
	1993-95	DODGE INTREPID	CV2141	1993-95	EAGLE SUMMIT
	1993-95	EAGLE VISION		1992-94	MITSUBISHI EXPO, EXPO LRV
CV2125	1993-95	CHRYSLER CONCORDE, LHS, NEW YORKER	CV2142	1993-95	EAGLE SUMMIT
	1993-95	DODGE INTREPID		1992-94	DODGE COLT
	1993-95	EAGLE VISION		1992-94	MITSUBISHI EXPO, EXPO LRV
CV2126	1993-95	CHRYSLER CONCORDE, LHS, NEW YORKER	CV2143	1992-96	EAGLE SUMMIT
	1993-95	DODGE INTREPID		1992-95	MITSUBISHI EXPO, EXPO LRV
	1993-95	EAGLE VISION		1992-94	PLYMOUTH COLT
CV2127	1993-96	EAGLE SUMMIT		1992-93	DODGE COLT
	1993-96	MITSUBISHI MIRAGE	CV2144	1992-96	EAGLE SUMMIT
	1993-94	DODGE COLT		1992-95	MITSUBISHI EXPO, EXPO LRV
	1993-94	PLYMOUTH COLT		1992-94	DODGE COLT
CV2128	1993-96	EAGLE SUMMIT		1992-94	PLYMOUTH COLT
	1993-96	MITSUBISHI MIRAGE	CV2145	1992-94	DODGE COLT
	1993-94	DODGE COLT		1992-94	PLYMOUTH COLT, COLT VISTA
	1993-94	PLYMOUTH COLT		1992	EAGLE SUMMIT
CV2129	1993-96	EAGLE SUMMIT	CV2146	1992-94	PLYMOUTH COLT, COLT VISTA
	1993-96	MITSUBISHI MIRAGE		1992	EAGLE SUMMIT
	1993-94	DODGE COLT	CV2147	1991-96	DODGE DAKOTA
	1993-94	PLYMOUTH COLT	CV2150	1991-99	MITSUBISHI 3000GT
CV2130	1993-96	EAGLE SUMMIT		1991-96	DODGE STEALTH
	1993-96	MITSUBISHI MIRAGE	CV2151	1991-92	DODGE STEALTH
	1993-94	DODGE COLT		1991-92	MITSUBISHI 3000GT
	1993-94	PLYMOUTH COLT	CV2152	1991-92	DODGE STEALTH
CV2131	1993-96	EAGLE SUMMIT		1991-92	MITSUBISHI 3000GT
	1993-96	MITSUBISHI MIRAGE	CV2153	1991-99	MITSUBISHI 3000GT
	1993-94	DODGE COLT		1991-96	DODGE STEALTH
	1993-94	PLYMOUTH COLT	CV2154	1991-92	DODGE STEALTH
CV2132	1993-96	EAGLE SUMMIT		1991-92	MITSUBISHI 3000GT
	1993-96	MITSUBISHI MIRAGE	CV2155	1991-92	DODGE STEALTH
	1993-94	DODGE COLT		1991-92	MITSUBISHI 3000GT
	1993-94	PLYMOUTH COLT	CV2156	1991-92	DODGE STEALTH
CV2133	1993-95	EAGLE SUMMIT		1991-92	MITSUBISHI 3000GT
	1992-94	MITSUBISHI EXPO, EXPO LRV	CV2157	1991-92	DODGE STEALTH
CV2134	1993-95	EAGLE SUMMIT		1991-92	MITSUBISHI 3000GT
	1993-94	DODGE COLT	CV2158	1989-91	EAGLE VISTA
	1992-94	MITSUBISHI EXPO, EXPO LRV		1984-91	DODGE COLT VISTA
CV2135	1992-96	EAGLE SUMMIT	CV2159	1995-99	DODGE NEON
	1992-95	MITSUBISHI EXPO, EXPO LRV		1995-99	PLYMOUTH NEON
	1992-94	DODGE COLT	CV2160	1995-99	DODGE NEON
	1992-94	PLYMOUTH COLT		1995-99	PLYMOUTH NEON
CV2136	1992-96	EAGLE SUMMIT	CV2161	1995-97	DODGE NEON
	1992-95	MITSUBISHI EXPO, EXPO LRV		1995-97	PLYMOUTH NEON
	1992-94	PLYMOUTH COLT	CV2162	1995-97	DODGE NEON
	1992-93	DODGE COLT		1995-97	PLYMOUTH NEON
CV2137	1992-96	EAGLE SUMMIT	CV2164	1995-99	DODGE NEON
	1992-95	MITSUBISHI EXPO, EXPO LRV		1995-99	PLYMOUTH NEON
	1992-94	PLYMOUTH COLT, COLT VISTA	CV2166	1995-97	DODGE NEON
	1992-93	DODGE COLT		1995-97	PLYMOUTH NEON
CV2138	1992-96	EAGLE SUMMIT	CV2167	1996-99	PLYMOUTH BREEZE
	1992-95	MITSUBISHI EXPO, EXPO LRV		1995-99	CHRYSLER CIRRUS
	1992-94	PLYMOUTH COLT, COLT VISTA		1995-99	DODGE STRATUS
	1992-93	DODGE COLT	CV2168	1996-99	PLYMOUTH BREEZE
CV2139	1993-94	DODGE COLT		1995-99	CHRYSLER CIRRUS
	1992-94	PLYMOUTH COLT, COLT VISTA		1995-99	DODGE STRATUS
	1992	EAGLE SUMMIT	CV2169	1996-97	PLYMOUTH BREEZE

Buyer's Guide

DRIVETRAIN - CV SHAFT

Part No. Vehicle Application			Part No. Vehicle Application				
CV2169	1995-97	CHRYSLER CIRRUS	CV2205	1993-99	1993-96	MITSUBISHI 3000GT	DODGE STEALTH
	1995-97	DODGE STRATUS		1993-96	DODGE STEALTH		
CV2170	1996-97	PLYMOUTH BREEZE	CV2206	1993-99	MITSUBISHI 3000GT		
	1995-97	CHRYSLER CIRRUS		1993-96	DODGE STEALTH		
	1995-97	DODGE STRATUS	CV2208	1995-99	CHRYSLER SEBRING		
CV2171	1991-96	DODGE DAKOTA		1995-99	DODGE AVENGER		
CV2173	1993-99	MITSUBISHI 3000GT		1995-99	MITSUBISHI ECLIPSE		
	1993-96	DODGE STEALTH		1995-98	EAGLE TALON		
CV2174	1993-99	MITSUBISHI 3000GT	CV2210	1995-99	CHRYSLER SEBRING		
	1993-96	DODGE STEALTH		1995-99	DODGE AVENGER		
CV2176	1993-99	MITSUBISHI 3000GT		1995-99	MITSUBISHI ECLIPSE		
	1993-96	DODGE STEALTH		1995-98	EAGLE TALON		
CV2177	1993-99	MITSUBISHI 3000GT	CV2213	1995-00	CHRYSLER SEBRING		
	1993-96	DODGE STEALTH		1995-00	DODGE AVENGER		
CV2178	1993-99	MITSUBISHI 3000GT		1995-99	MITSUBISHI ECLIPSE		
	1993-96	DODGE STEALTH		1995-98	EAGLE TALON		
CV2179	1993-99	MITSUBISHI 3000GT	CV2214	1995-00	CHRYSLER SEBRING		
	1993-96	DODGE STEALTH		1995-00	DODGE AVENGER		
CV2185	1995-99	MITSUBISHI ECLIPSE	CV2215	1995-00	CHRYSLER SEBRING		
	1995-98	EAGLE TALON		1995-00	DODGE AVENGER		
CV2186	1995-99	MITSUBISHI ECLIPSE		1995-99	MITSUBISHI ECLIPSE		
	1995-98	EAGLE TALON		1995-98	EAGLE TALON		
CV2187	1995-99	MITSUBISHI ECLIPSE	CV2216	1995-00	CHRYSLER SEBRING		
	1995-98	EAGLE TALON		1995-00	DODGE AVENGER		
CV2188	1995-99	MITSUBISHI ECLIPSE	CV2217	1996-02	CHRYSLER GRAND VOYAGER, TOWN & COUNTRY		
	1995-98	EAGLE TALON		1996-02	DODGE CARAVAN, GRAND CARAVAN		
CV2189	1995-99	MITSUBISHI ECLIPSE		1996-00	PLYMOUTH GRAND VOYAGER		
	1995-98	EAGLE TALON	CV2218	1996-02	CHRYSLER GRAND VOYAGER, TOWN & COUNTRY		
CV2190	1995-99	MITSUBISHI ECLIPSE		1996-02	DODGE CARAVAN, GRAND CARAVAN		
	1995-98	EAGLE TALON		1996-00	PLYMOUTH GRAND VOYAGER		
CV2191	1995-99	MITSUBISHI ECLIPSE		1996-02	CHRYSLER GRAND VOYAGER, TOWN & COUNTRY		
	1995-98	EAGLE TALON	CV2219	1996-02	CHRYSLER GRAND VOYAGER, TOWN & COUNTRY		
CV2192	1995-99	MITSUBISHI ECLIPSE		1996-02	DODGE CARAVAN, GRAND CARAVAN		
	1995-98	EAGLE TALON		1996-00	PLYMOUTH GRAND VOYAGER		
CV2193	1995-99	MITSUBISHI ECLIPSE	CV2220	1996-02	CHRYSLER GRAND VOYAGER, TOWN & COUNTRY		
	1995-98	EAGLE TALON		1996-02	DODGE CARAVAN, GRAND CARAVAN		
CV2194	1995-99	MITSUBISHI ECLIPSE		1996-00	PLYMOUTH GRAND VOYAGER		
	1995-98	EAGLE TALON	CV2221	1996-02	CHRYSLER GRAND VOYAGER, TOWN & COUNTRY		
CV2195	1995-99	MITSUBISHI ECLIPSE		1996-02	DODGE CARAVAN, GRAND CARAVAN		
	1995-98	EAGLE TALON		1996-00	PLYMOUTH GRAND VOYAGER		
CV2196	1995-99	MITSUBISHI ECLIPSE	CV2222	1996-02	CHRYSLER GRAND VOYAGER, TOWN & COUNTRY		
	1995-98	EAGLE TALON		1996-02	DODGE CARAVAN, GRAND CARAVAN		
CV2197	1995-99	MITSUBISHI ECLIPSE		1996-00	PLYMOUTH GRAND VOYAGER		
	1995-98	EAGLE TALON	CV2222	1996-97	CHRYSLER CONCORDE, LHS		
CV2198	1995-99	MITSUBISHI ECLIPSE		1996-97	DODGE INTREPID		
	1995-98	EAGLE TALON		1996-97	EAGLE VISION		
CV2199	1993-94	EAGLE TALON	CV2223	1996-97	CHRYSLER CONCORDE, LHS		
	1993-94	MITSUBISHI ECLIPSE		1996-97	DODGE INTREPID		
	1993-94	PLYMOUTH LASER		1996-97	EAGLE VISION		
CV2200	1993-94	EAGLE TALON	CV2224	1996-97	CHRYSLER CONCORDE, LHS, NEW YORKER		
	1993-94	MITSUBISHI ECLIPSE		1996-97	DODGE INTREPID		
	1993-94	PLYMOUTH LASER		1996-97	EAGLE VISION		
CV2201	1991-99	MITSUBISHI 3000GT	CV2225	1996-97	CHRYSLER CONCORDE, LHS, NEW YORKER		
	1991-96	DODGE STEALTH		1996-97	DODGE INTREPID		
CV2202	1991-92	DODGE STEALTH		1996-97	EAGLE VISION		
	1991-92	MITSUBISHI 3000GT	CV2226	1989-92	DAIHATSU CHARADE		
CV2203	1991-92	DODGE STEALTH	CV2227	1989-92	DAIHATSU CHARADE		
	1991-92	MITSUBISHI 3000GT	CV2228	1989-92	DAIHATSU CHARADE		

Buyer's Guide

DRIVETRAIN - CV SHAFT

Part No.	Vehicle Application		Part No.	Vehicle Application	
CV2229	1989-92	DAIHATSU CHARADE	CV2272	2000-01	DODGE NEON
CV2230	1989-92	DAIHATSU CHARADE		2000-01	PLYMOUTH NEON
CV2231	1989-92	DAIHATSU CHARADE	CV2273	2000-01	DODGE NEON
CV2232	1988	DAIHATSU CHARADE		2000-01	PLYMOUTH NEON
CV2233	1988	DAIHATSU CHARADE	CV2274	2000	DODGE DAKOTA, DURANGO
CV2234	1990-92	DAIHATSU ROCKY	CV2275	1998-00	CHRYSLER SEBRING
CV2235	1990-92	DAIHATSU ROCKY	CV2276	1998-00	CHRYSLER SEBRING
CV2238	1997-99	DODGE DAKOTA, DURANGO	CV2277	2000-02	DODGE DAKOTA, DURANGO
CV2243	1998-99	CHRYSLER CIRRUS	CV2278	2000-01	CHRYSLER CIRRUS, SEBRING
	1998-99	DODGE STRATUS		2000-01	DODGE STRATUS
	1998-99	PLYMOUTH BREEZE		2000	PLYMOUTH BREEZE
CV2244	1998-99	CHRYSLER CIRRUS	CV2279	2000-01	CHRYSLER CIRRUS, SEBRING
	1998-99	DODGE STRATUS		2000-01	DODGE STRATUS
	1998-99	PLYMOUTH BREEZE		2000	PLYMOUTH BREEZE
CV2245	1998-02	CHRYSLER CONCORDE, LHS	CV2280	2000-01	CHRYSLER CIRRUS, SEBRING
	1998-02	DODGE INTREPID		2000-01	DODGE STRATUS
CV2246	1998-02	CHRYSLER CONCORDE, LHS		2000	PLYMOUTH BREEZE
	1998-02	DODGE INTREPID	CV2281	2000-01	CHRYSLER CIRRUS, SEBRING
CV2247	1998-02	CHRYSLER 300M, CONCORDE, LHS		2000-01	DODGE STRATUS
	1998-02	DODGE INTREPID		2000	PLYMOUTH BREEZE
CV2248	1998-02	CHRYSLER 300M, CONCORDE, LHS	CV2282	2001-02	CHRYSLER SEBRING
	1998-02	DODGE INTREPID		2001-02	DODGE STRATUS
CV2249	1996-99	CHRYSLER SEBRING	CV2283	2002	CHRYSLER SEBRING
CV2250	1996-99	CHRYSLER SEBRING		2002	DODGE STRATUS
CV2251	1996-97	CHRYSLER SEBRING	CV2284	2002	CHRYSLER SEBRING
CV2252	1996-97	CHRYSLER SEBRING		2002	DODGE STRATUS
CV2255	1998-99	DODGE NEON	CV2285	2001-02	CHRYSLER SEBRING
	1998-99	PLYMOUTH NEON		2001-02	DODGE STRATUS
CV2256	1998-99	DODGE NEON		1999-02	MITSUBISHI ECLIPSE, GALANT
	1998-99	PLYMOUTH NEON	CV2286	2001-02	CHRYSLER SEBRING
CV2259	1998-99	DODGE NEON		2001-02	DODGE STRATUS
	1998-99	PLYMOUTH NEON		1999-02	MITSUBISHI ECLIPSE, GALANT
CV2260	1998-99	DODGE NEON	CV2287	2001-02	CHRYSLER SEBRING
	1998-99	PLYMOUTH NEON		2001-02	DODGE STRATUS
CV2261	1984	DODGE COLT		1999-02	MITSUBISHI ECLIPSE, GALANT
	1984	PLYMOUTH COLT	CV2288	2001-02	CHRYSLER SEBRING
CV2262	1984	DODGE COLT		2001-02	DODGE STRATUS
	1984	PLYMOUTH COLT		1999-02	MITSUBISHI ECLIPSE, GALANT
CV2263	1993-94	EAGLE TALON	CV2289	2001-02	CHRYSLER SEBRING
	1993-94	MITSUBISHI ECLIPSE		2001-02	DODGE STRATUS
	1993-94	PLYMOUTH LASER		2000-01	MITSUBISHI ECLIPSE
CV2264	1993-94	EAGLE TALON	CV2290	2001-02	CHRYSLER SEBRING
	1993-94	MITSUBISHI ECLIPSE		2001-02	DODGE STRATUS
	1993-94	PLYMOUTH LASER		2000-01	MITSUBISHI ECLIPSE
CV2265	1996-02	CHRYSLER GRAND VOYAGER, TOWN & COUNTRY	CV2291	2001-02	CHRYSLER SEBRING
	1996-02	DODGE CARAVAN, GRAND CARAVAN		2001-02	DODGE STRATUS
	1996-00	PLYMOUTH GRAND VOYAGER		2000-01	MITSUBISHI ECLIPSE
CV2266	1994	DODGE COLT	CV2292	2001-02	CHRYSLER SEBRING
CV2267	1994	DODGE COLT		2001-02	DODGE STRATUS
CV2268	2000-01	DODGE NEON		2000-01	MITSUBISHI ECLIPSE
	2000-01	PLYMOUTH NEON	CV2293	2001-02	CHRYSLER SEBRING
CV2269	2000-01	DODGE NEON		2001-02	DODGE STRATUS
	2000-01	PLYMOUTH NEON		1999-02	MITSUBISHI ECLIPSE, GALANT
CV2270	2000-01	DODGE NEON	CV2294	2001-02	CHRYSLER SEBRING
	2000-01	PLYMOUTH NEON		2001-02	DODGE STRATUS
CV2271	2000-01	DODGE NEON		1999-02	MITSUBISHI ECLIPSE, GALANT
	2000-01	PLYMOUTH NEON	CV2295	2001-02	CHRYSLER SEBRING
				2001-02	DODGE STRATUS

Buyer's Guide

DRIVETRAIN - CV SHAFT

Part No.	Vehicle Application		Part No.	Vehicle Application	
CV2295	1999-02	MINI COOPER, COOPER S	CV3047	1991-94	NISSAN NX, SENTRA
CV2296	2001-02	CHRYSLER SEBRING	CV3048	1991-94	NISSAN NX, SENTRA
	2001-02	DODGE STRATUS	CV3049	1985-89	NISSAN MULTI, STANZA
	1999-02	MINI COOPER, COOPER S	CV3051	1980-83	NISSAN 720 PICKUP
CV2297	2001-02	CHRYSLER PT CRUISER	CV3052	1980-83	NISSAN 720 PICKUP
	2001	DODGE NEON	CV3053	1983-86	NISSAN 720 PICKUP
	2001	PLYMOUTH NEON	CV3054	1983-86	NISSAN 720 PICKUP
CV2298	2001-02	CHRYSLER PT CRUISER	CV3055	1989-94	NISSAN MAXIMA
	2001	DODGE NEON	CV3056	1989-94	NISSAN MAXIMA
	2001	PLYMOUTH NEON	CV3057	1989-94	NISSAN MAXIMA, STANZA
CV2299	2002	DODGE NEON	CV3058	1989-94	NISSAN MAXIMA
CV2300	2002	DODGE NEON	CV3059	1990-92	NISSAN STANZA
CV2301	2002	DODGE NEON	CV3060	1987-90	NISSAN SENTRA
CV2302	2002	DODGE NEON	CV3061	1987-90	NISSAN SENTRA
CV2303	2001-02	CHRYSLER SEBRING	CV3062	1990-95	NISSAN AXCESS
	2001-02	DODGE STRATUS	CV3063	1985-95	NISSAN AXCESS, MULTI, STANZA
CV2304	2002	CHRYSLER SEBRING	CV3064	1990-95	NISSAN AXCESS
	2002	DODGE STRATUS	CV3065	1990-95	NISSAN AXCESS
CV2305	2002	CHRYSLER SEBRING	CV3066	1990-96	NISSAN D21 PICKUP, PATHFINDER
	2002	DODGE STRATUS	CV3070	1990-92	NISSAN STANZA
CV3001	1985-92	NISSAN MAXIMA, STANZA	CV3071	1990-92	NISSAN STANZA
CV3002	1985-92	NISSAN MAXIMA, STANZA	CV3074	1990-92	NISSAN STANZA
CV3003	1987	NISSAN SENTRA	CV3075	1990-92	NISSAN STANZA
CV3004	1987	NISSAN SENTRA	CV3076	1991-94	NISSAN NX, SENTRA
CV3005	1983-86	NISSAN SENTRA	CV3077	1991-94	NISSAN NX, SENTRA
CV3006	1983-86	NISSAN SENTRA	CV3078	1991-94	NISSAN NX, SENTRA
CV3007	1983-86	NISSAN SENTRA	CV3080	1993-00	NISSAN QUEST
CV3008	1983-86	NISSAN SENTRA	CV3081	1993-00	NISSAN QUEST
CV3009	1987	NISSAN PULSAR NX	CV3082	1993-97	NISSAN ALTIMA
CV3010	1987	NISSAN PULSAR NX	CV3083	1993-97	NISSAN ALTIMA
CV3011	1982-86	NISSAN PULSAR, PULSAR NX, SENTRA	CV3084	1989-98	NISSAN 240SX
CV3012	1982-86	NISSAN PULSAR, PULSAR NX, SENTRA	CV3085	1989-94	NISSAN 240SX
CV3013	1982-83	NISSAN STANZA	CV3086	1990-96	NISSAN 300ZX
CV3014	1982-83	NISSAN STANZA	CV3087	1990-96	NISSAN 300ZX
CV3019	1985-89	NISSAN MULTI, STANZA	CV3088	1990-96	NISSAN 300ZX
CV3020	1985-89	NISSAN MULTI, STANZA	CV3089	1990-96	NISSAN 300ZX
CV3021	1981-82	NISSAN 310	CV3090	1984-89	NISSAN 300ZX
CV3022	1981-82	NISSAN 310	CV3091	1984-89	NISSAN 300ZX
CV3023	1976-81	NISSAN 310, F10	CV3092	1991-94	NISSAN NX, SENTRA
CV3024	1985-89	NISSAN MULTI, STANZA	CV3094	1992-94	NISSAN MAXIMA
CV3025	1984-89	NISSAN MICRA	CV3095	1992-94	NISSAN MAXIMA
CV3026	1984-89	NISSAN MICRA	CV3096	1991-94	NISSAN NX, SENTRA
CV3027	1984-89	NISSAN MICRA	CV3097	1991-94	NISSAN NX, SENTRA
CV3028	1984-89	NISSAN MICRA	CV3098	1991-94	NISSAN NX, SENTRA
CV3029	1990-91	NISSAN MICRA	CV3099	1991-94	NISSAN NX, SENTRA
CV3030	1990-91	NISSAN MICRA	CV3303	1991-96	INFINITI G20
CV3031	1990-91	NISSAN MICRA	CV3304	1991-96	INFINITI G20
CV3032	1990-91	NISSAN MICRA	CV3305	1993	INFINITI J30
CV3033	1976-78	NISSAN F10	CV3306	1993	INFINITI J30
CV3035	1982-86	NISSAN STANZA	CV3307	1990-92	INFINITI M30
CV3036	1982-86	NISSAN STANZA	CV3308	1990-92	INFINITI M30
CV3037	1986-93	NISSAN D21 PICKUP, PATHFINDER	CV3309	1990-96	INFINITI Q45
CV3038	1988-89	NISSAN PULSAR NX	CV3310	1990-96	INFINITI Q45
CV3039	1988-89	NISSAN PULSAR NX	CV3311	1991-96	INFINITI G20
CV3043	1984-89	NISSAN 300ZX	CV3312	1991-96	INFINITI G20
CV3044	1984-89	NISSAN 300ZX	CV3313	1991-96	INFINITI G20
CV3045	1987-93	NISSAN PULSAR NX, SENTRA	CV3314	1991-96	INFINITI G20
CV3046	1987-93	NISSAN PULSAR NX, SENTRA	CV3317	1991-96	INFINITI G20

Buyer's Guide

DRIVETRAIN - CV SHAFT

Part No.	Vehicle Application		Part No.	Vehicle Application	
CV3318	1991-96	INFINITI G20	CV3376	1995-99	NISSAN 200SX, SENTRA
CV3321	1994-97	INFINITI J30	CV3377	1995-99	NISSAN 200SX, SENTRA
CV3322	1994-97	INFINITI J30	CV3378	1995-99	NISSAN 200SX, SENTRA
CV3323	1993-97	NISSAN ALTIMA	CV3379	1995-99	NISSAN 200SX, SENTRA
CV3324	1993-97	NISSAN ALTIMA	CV3381	1995-98	NISSAN 240SX
CV3325	1993-97	NISSAN ALTIMA	CV3382	1991-96	INFINITI G20
CV3326	1993-97	NISSAN ALTIMA	CV3383	1991-96	INFINITI G20
CV3327	1993-97	NISSAN ALTIMA	CV3384	1998-01	NISSAN ALTIMA
CV3328	1993-97	NISSAN ALTIMA	CV3385	1998-01	NISSAN ALTIMA
CV3329	1993-97	NISSAN ALTIMA	CV3386	1998-01	NISSAN ALTIMA
CV3330	1993-97	NISSAN ALTIMA	CV3387	1998-01	NISSAN ALTIMA
CV3331	1993-97	NISSAN ALTIMA	CV3388	1998-01	NISSAN ALTIMA
CV3332	1993-97	NISSAN ALTIMA	CV3389	1998-01	NISSAN ALTIMA
CV3333	1992-94	NISSAN MAXIMA	CV3390	1998-01	NISSAN ALTIMA
CV3334	1992-94	NISSAN MAXIMA	CV3391	1998-01	NISSAN ALTIMA
CV3335	1992-94	NISSAN MAXIMA	CV3393	1998-02	NISSAN FRONTIER, XTERRA
CV3336	1992-94	NISSAN MAXIMA	CV3394	1995-99	NISSAN 200SX, SENTRA
CV3337	1992-94	NISSAN MAXIMA	CV3395	1995-99	NISSAN 200SX, SENTRA
CV3338	1992-94	NISSAN MAXIMA	CV3396	1995-99	NISSAN 200SX, SENTRA
CV3339	1992-94	NISSAN MAXIMA	CV3397	1995-99	NISSAN 200SX, SENTRA
CV3340	1992-94	NISSAN MAXIMA	CV3398	1993-94	NISSAN ALTIMA
CV3341	1992-94	NISSAN MAXIMA	CV3399	1993-94	NISSAN ALTIMA
CV3342	1992-94	NISSAN MAXIMA	CV3400	1999-02	INFINITI G20
CV3347	1995-99	NISSAN 200SX, SENTRA	CV3401	1999-02	INFINITI G20
CV3348	1995-99	NISSAN 200SX, SENTRA	CV3402	1999-02	INFINITI G20
CV3349	1995-99	NISSAN 200SX, SENTRA	CV3403	1999-02	INFINITI G20
CV3350	1995-99	NISSAN 200SX, SENTRA	CV3404	1999-02	INFINITI G20
CV3351	1997-02	INFINITI QX4	CV3405	1999-02	INFINITI G20
	1994-02	NISSAN D21 PICKUP, PATHFINDER	CV3406	2000-01	INFINITI I30
CV3352	1995-99	NISSAN MAXIMA		2000-01	NISSAN MAXIMA
CV3353	1995-99	NISSAN MAXIMA	CV3407	2000-01	INFINITI I30
CV3354	1996-99	INFINITI I30		2000-01	NISSAN MAXIMA
	1995-99	NISSAN MAXIMA	CV3408	2000-01	INFINITI I30
CV3355	1996-99	INFINITI I30	CV3409	2000-01	NISSAN MAXIMA
	1995-99	NISSAN MAXIMA	CV3410	2000-01	NISSAN MAXIMA
CV3356	1995-99	NISSAN MAXIMA	CV3411	2000-01	NISSAN MAXIMA
CV3357	1995-99	NISSAN MAXIMA	CV3412	2002	INFINITI I35
CV3358	1996-99	INFINITI I30		2002	NISSAN MAXIMA
	1995-99	NISSAN MAXIMA	CV3413	2002	INFINITI I35
CV3359	1996-99	INFINITI I30		2002	NISSAN MAXIMA
	1995-99	NISSAN MAXIMA	CV3414	2002	NISSAN MAXIMA
CV3360	1995-99	NISSAN MAXIMA	CV3415	2002	NISSAN MAXIMA
CV3362	1996-99	INFINITI I30	CV3416	1997-01	INFINITI Q45
	1995-99	NISSAN MAXIMA	CV3417	1997-01	INFINITI Q45
CV3364	1995-99	NISSAN MAXIMA	CV3418	2002	NISSAN ALTIMA
CV3365	1995-99	NISSAN MAXIMA	CV3419	2002	NISSAN ALTIMA
CV3366	1996-99	INFINITI I30	CV3420	2002	NISSAN ALTIMA
	1995-99	NISSAN MAXIMA	CV3421	2002	NISSAN ALTIMA
CV3367	1996-99	INFINITI I30	CV3422	2002	NISSAN ALTIMA
	1995-99	NISSAN MAXIMA	CV3423	2002	NISSAN ALTIMA
CV3368	1991-94	NISSAN NX, SENTRA	CV3424	2002	NISSAN ALTIMA
CV3369	1991-94	NISSAN NX, SENTRA	CV3425	2002	NISSAN ALTIMA
CV3370	1991-94	NISSAN NX, SENTRA	CV3426	2002	NISSAN ALTIMA
CV3371	1991-94	NISSAN NX, SENTRA	CV3427	2002	NISSAN ALTIMA
CV3372	1995-99	NISSAN 200SX, SENTRA	CV3428	2002	NISSAN ALTIMA
CV3373	1995-99	NISSAN 200SX, SENTRA	CV3429	2002	NISSAN ALTIMA
CV3374	1995-99	NISSAN 200SX, SENTRA	CV3430	2002	NISSAN ALTIMA
CV3375	1995-99	NISSAN 200SX, SENTRA	CV3431	2002	NISSAN ALTIMA

Buyer's Guide

DRIVETRAIN - CV SHAFT

Part No. Vehicle Application			Part No. Vehicle Application		
CV3432	2002	NISSAN ALTIMA	CV4043	1989-97	FORD THUNDERBIRD
CV3433	2002	NISSAN ALTIMA		1989-97	MERCURY COUGAR
CV3434	2001-02	NISSAN QUEST	CV4045	1989-97	FORD THUNDERBIRD
CV3435	2001-02	NISSAN QUEST		1989-97	MERCURY COUGAR
CV3436	2000-02	NISSAN SENTRA	CV4048	1989-94	LINCOLN CONTINENTAL
CV3437	2000-02	NISSAN SENTRA	CV4049	1989-94	LINCOLN CONTINENTAL
CV3438	2000-02	NISSAN SENTRA	CV4050	1988	LINCOLN CONTINENTAL
CV3439	2000-02	NISSAN SENTRA		1986-95	FORD TAURUS
CV3440	2000-02	NISSAN SENTRA		1986-95	MERCURY SABLE
CV3441	2000-02	NISSAN SENTRA	CV4051	1988	LINCOLN CONTINENTAL
CV3442	2000-01	NISSAN SENTRA		1986-95	FORD TAURUS
CV3443	2000-01	NISSAN SENTRA		1986-95	MERCURY SABLE
CV3444	2000-01	NISSAN SENTRA	CV4054	1991-01	FORD ESCORT
CV3445	2000-01	NISSAN SENTRA		1991-99	MERCURY TRACER
CV3446	2000-01	NISSAN SENTRA		1990-95	MAZDA 323, PROTEGE
CV3447	2000-01	NISSAN SENTRA	CV4055	1991-96	FORD ESCORT
CV3448	2002	NISSAN SENTRA		1991-96	MERCURY TRACER
CV3449	2002	NISSAN SENTRA		1990-95	MAZDA 323, PROTEGE
CV3450	2002	NISSAN SENTRA	CV4056	1989-93	FORD FESTIVA
CV3451	2002	NISSAN SENTRA	CV4057	1989-93	FORD FESTIVA
CV3452	2002	NISSAN SENTRA	CV4062	1991-02	FORD ESCORT
CV3453	2002	NISSAN SENTRA		1991-99	MERCURY TRACER
CV3454	2002	NISSAN SENTRA		1990-95	MAZDA 323, PROTEGE
CV3455	2002	NISSAN SENTRA	CV4063	1991-02	FORD ESCORT
CV4001	1978-80	FORD FIESTA		1991-99	MERCURY TRACER
CV4002	1981-83	FORD ESCORT, EXP	CV4070	1990-91	FORD AEROSTAR
	1981-83	MERCURY LN7, LYNX	CV4071	1991-97	FORD AEROSTAR
CV4003	1981-83	FORD ESCORT, EXP	CV4072	1989-90	FORD BRONCO II
	1981-83	MERCURY LN7, LYNX	CV4073	1989-90	FORD BRONCO II
CV4005	1983	FORD ESCORT, EXP	CV4074	1984-90	FORD BRONCO II
	1983	MERCURY LN7, LYNX	CV4075	1984-90	FORD BRONCO II
CV4012	1985	FORD TEMPO	CV4082	1989-95	FORD TAURUS
	1985	MERCURY TOPAZ	CV4083	1989-95	FORD TAURUS
CV4014	1983-91	FORD ESCORT, EXP, TEMPO	CV4084	1992-94	FORD TEMPO
	1983-91	MERCURY LN7, LYNX, TOPAZ		1992-94	MERCURY TOPAZ
CV4015	1983-91	FORD ESCORT, EXP, TEMPO	CV4085	1992-94	FORD TEMPO
	1983-91	MERCURY LN7, LYNX, TOPAZ		1992-94	MERCURY TOPAZ
CV4016	1983-91	FORD ESCORT, EXP, TEMPO	CV4086	1992-94	FORD TEMPO
	1983-91	MERCURY LN7, LYNX, TOPAZ		1992-94	MERCURY TOPAZ
CV4017	1985	FORD TEMPO	CV4090	1989-97	FORD THUNDERBIRD
	1985	MERCURY TOPAZ		1989-97	MERCURY COUGAR
CV4021	1986-95	FORD TAURUS	CV4091	1993-98	LINCOLN MARK VIII
	1986-95	MERCURY SABLE		1991-97	FORD THUNDERBIRD
CV4022	1986-95	FORD TAURUS		1991-97	MERCURY COUGAR
	1986-95	MERCURY SABLE	CV4092	1985-89	MERKUR SCORPIO, XR4TI
CV4023	1986-91	FORD TAURUS	CV4093	1985-89	MERKUR SCORPIO, XR4TI
	1986	MERCURY SABLE	CV4094	1993-00	MERCURY VILLAGER
CV4024	1986-91	FORD TAURUS		1993-00	NISSAN QUEST
	1986	MERCURY SABLE	CV4095	1993-00	MERCURY VILLAGER
CV4025	1986-91	FORD TAURUS		1993-00	NISSAN QUEST
	1986	MERCURY SABLE	CV4096	1994-97	FORD ASPIRE
CV4026	1986-91	FORD TAURUS	CV4097	1994-97	FORD ASPIRE
	1986	MERCURY SABLE	CV4098	1994-97	FORD ASPIRE
CV4031	1989-95	FORD TAURUS	CV4099	1994-97	FORD ASPIRE
CV4032	1989-95	FORD TAURUS	CV4100	1994-97	FORD ASPIRE
CV4033	1988-93	FORD FESTIVA	CV4101	1994-97	FORD ASPIRE
CV4034	1988-93	FORD FESTIVA	CV4102	1994-97	FORD ASPIRE
CV4043	1993-98	LINCOLN MARK VIII	CV4103	1994-97	FORD ASPIRE

Buyer's Guide

DRIVETRAIN - CV SHAFT

Part No.	Vehicle Application		Part No.	Vehicle Application	
CV4104	1994-02	FORD ESCORT	CV4158	1996-99	FORD TAURUS
	1994-99	MERCURY TRACER	CV4159	1996-02	FORD TAURUS
CV4105	1994-96	FORD ESCORT		1996-02	MERCURY SABLE
	1994-96	MERCURY TRACER	CV4160	1996-02	FORD TAURUS
CV4106	1994-01	FORD ESCORT		1996-02	MERCURY SABLE
	1994-99	MERCURY TRACER	CV4161	1998-00	FORD RANGER
CV4108	2000-02	MAZDA B2500, B3000, B4000		1998-00	MAZDA B2500, B3000, B4000
	1997-01	MERCURY MOUNTAINEER	CV4162	1998-00	FORD RANGER
	1995-02	FORD EXPLORER, RANGER		1998-00	MAZDA B2500, B3000, B4000
CV4109	2000-02	MAZDA B2500, B3000, B4000	CV4163	1998-02	FORD ESCORT
	1997-01	MERCURY MOUNTAINEER	CV4164	1998-02	FORD ESCORT
	1995-02	FORD EXPLORER, RANGER	CV4165	1998-02	FORD ESCORT
CV4110	1995-02	LINCOLN CONTINENTAL	CV4166	1998-02	FORD ESCORT
CV4111	1995-02	LINCOLN CONTINENTAL	CV4167	2000-02	FORD FOCUS
CV4114	1995-98	FORD WINDSTAR	CV4168	2000-02	FORD FOCUS
CV4115	1995-98	FORD WINDSTAR	CV4169	2000-02	FORD FOCUS
CV4116	1995-98	FORD WINDSTAR	CV4170	2000-02	FORD FOCUS
CV4117	1995-98	FORD WINDSTAR	CV4171	2000-02	FORD FOCUS
CV4118	1995-02	MERCURY COUGAR, MYSTIQUE	CV4172	2000-02	FORD FOCUS
	1995-00	FORD CONTOUR	CV4173	1999-00	FORD WINDSTAR
CV4119	1995-02	MERCURY COUGAR, MYSTIQUE	CV4174	1999-00	FORD WINDSTAR
	1995-00	FORD CONTOUR	CV4175	2001-02	FORD ESCAPE
CV4120	1995-02	MERCURY COUGAR, MYSTIQUE		2001-02	MAZDA TRIBUTE
	1995-00	FORD CONTOUR	CV4176	2001-02	FORD ESCAPE
CV4121	1995-02	MERCURY COUGAR, MYSTIQUE		2001-02	MAZDA TRIBUTE
	1995-00	FORD CONTOUR	CV4177	2001-02	FORD ESCAPE
CV4122	1995-02	MERCURY COUGAR, MYSTIQUE		2001-02	MAZDA TRIBUTE
	1995-00	FORD CONTOUR	CV4178	2001-02	FORD ESCAPE
CV4124	1995-02	MERCURY COUGAR, MYSTIQUE		2001-02	MAZDA TRIBUTE
	1995-00	FORD CONTOUR	CV4179	2001-02	FORD ESCAPE
CV4128	1995-02	MERCURY COUGAR, MYSTIQUE		2001-02	MAZDA TRIBUTE
	1995-00	FORD CONTOUR	CV4180	2001-02	FORD ESCAPE
CV4129	1995-02	MERCURY COUGAR, MYSTIQUE		2001-02	MAZDA TRIBUTE
	1995-00	FORD CONTOUR	CV4181	2002	FORD EXPLORER
CV4132	1995-02	MERCURY COUGAR, MYSTIQUE		2002	MERCURY MOUNTAINEER
	1995-00	FORD CONTOUR	CV4182	2002	FORD EXPLORER
CV4138	1994-95	FORD TAURUS		2002	MERCURY MOUNTAINEER
	1994-95	MERCURY SABLE	CV4183	2002	FORD FOCUS
CV4139	1994-95	FORD TAURUS	CV4184	2002	FORD FOCUS
	1994-95	MERCURY SABLE	CV4185	2001-02	FORD WINDSTAR
CV4142	1998-02	LINCOLN NAVIGATOR	CV4186	2001-02	FORD WINDSTAR
	1997-02	FORD EXPEDITION, F-150 PICKUP, F-250 PICKUP, F-250 SUPER DUTY PICKUP	CV4187	2001-02	MERCURY VILLAGER
CV4143	1996-02	FORD TAURUS	CV4188	2001-02	MERCURY VILLAGER
	1996-02	MERCURY SABLE	CV4189	2001-02	MERCURY VILLAGER
CV4144	1996-02	FORD TAURUS	CV4190	2001-02	MERCURY VILLAGER
	1996-02	MERCURY SABLE	CV4191	2001-02	FORD ESCAPE
CV4145	1996-02	FORD TAURUS		2001-02	MAZDA TRIBUTE
	1996-02	MERCURY SABLE	CV4192	2001-02	FORD ESCAPE
CV4146	1996-02	FORD TAURUS		2001-02	MAZDA TRIBUTE
	1996-02	MERCURY SABLE	CV5001	1980-83	BUICK SKYLARK
CV4152	1997-02	FORD ESCORT		1980-83	CHEVROLET CITATION
	1997-99	MERCURY TRACER		1980-83	OLDSMOBILE OMEGA
CV4154	1997-01	FORD ESCORT		1980-83	PONTIAC PHOENIX
	1997-99	MERCURY TRACER	CV5002	1982	CADILLAC CIMARRON
CV4156	1997-01	FORD ESCORT		1980-83	BUICK SKYHAWK, SKYLARK
	1997-99	MERCURY TRACER		1980-83	CHEVROLET CAVALIER, CITATION
CV4157	1996-99	FORD TAURUS		1980-83	OLDSMOBILE FIRENZA, OMEGA
				1980-83	PONTIAC J2000, PHOENIX

Buyer's Guide

DRIVETRAIN - CV SHAFT

Part No.	Vehicle Application		Part No.	Vehicle Application		
CV5003	1982	CADILLAC CIMARRON	CV5027	1983	CADILLAC CIMARRON	
	1980-83	BUICK SKYHAWK, SKYLARK		1983	CHEVROLET CAVALIER	
	1980-83	CHEVROLET CAVALIER, CITATION		1983	OLDSMOBILE FIRENZA	
	1980-83	OLDSMOBILE FIRENZA, OMEGA		CV5028	1983	PONTIAC J2000
1980-83	PONTIAC J2000, PHOENIX	1983	BUICK SKYHAWK			
CV5004	1980-83	BUICK SKYLARK	1983		CADILLAC CIMARRON	
	1980-83	CHEVROLET CITATION	1983		CHEVROLET CAVALIER	
	1980-83	OLDSMOBILE OMEGA	1983	OLDSMOBILE FIRENZA		
	1980-83	PONTIAC PHOENIX	1983	PONTIAC J2000		
CV5004S	1980-83	BUICK SKYLARK	CV5036	1979-85	BUICK RIVIERA	
	1980-83	CHEVROLET CITATION		1979-85	CADILLAC ELDORADO, SEVILLE	
	1980-83	OLDSMOBILE OMEGA		1979-85	OLDSMOBILE TORONADO	
	1980-83	PONTIAC PHOENIX		CV5037	1979-85	BUICK RIVIERA
CV5005	1982-83	BUICK CENTURY, SKYLARK	1979-85		CADILLAC ELDORADO, SEVILLE	
	1982-83	CHEVROLET CELEBRITY	1979-85		OLDSMOBILE TORONADO	
	1982-83	OLDSMOBILE CUTLASS CIERA	CV5042		1984-93	BUICK CENTURY
	1982-83	PONTIAC 6000		1984-93	OLDSMOBILE CUTLASS CIERA	
CV5006	1982-83	BUICK CENTURY, SKYLARK		1984-91	PONTIAC 6000	
	1982-83	CHEVROLET CELEBRITY		1984-90	CHEVROLET CELEBRITY	
	1982-83	OLDSMOBILE CUTLASS CIERA	CV5043	1984-93	BUICK CENTURY	
	1982-83	PONTIAC 6000		1984-93	OLDSMOBILE CUTLASS CIERA	
CV5018	1982	BUICK SKYHAWK		1984-91	PONTIAC 6000	
	1982	CADILLAC CIMARRON		1984-90	CHEVROLET CELEBRITY	
	1982	CHEVROLET CAVALIER	CV5046	1983-93	BUICK CENTURY	
	1982	OLDSMOBILE FIRENZA		1983-93	OLDSMOBILE CUTLASS CIERA, SILHOUETTE	
1982	PONTIAC J2000	1983-91		CHEVROLET CELEBRITY, LUMINA APV		
CV5020	1984-86	CHEVROLET CELEBRITY, CITATION		1983-91	PONTIAC 6000, TRANS SPORT	
	1984-86	PONTIAC 6000, PHOENIX	CV5047	1983-93	BUICK CENTURY	
	1984-85	BUICK SKYLARK		1983-93	OLDSMOBILE CUTLASS CIERA, SILHOUETTE	
	1984	OLDSMOBILE OMEGA		1983-91	CHEVROLET CELEBRITY, LUMINA APV	
CV5021	1984-86	CHEVROLET CELEBRITY, CITATION		1983-91	PONTIAC 6000, TRANS SPORT	
	1984-86	PONTIAC 6000, PHOENIX	CV5048	1984-91	BUICK SKYHAWK, SKYLARK	
	1984-85	BUICK SKYLARK		1984-91	CHEVROLET BERETTA, CAVALIER, CORSICA	
	1984	OLDSMOBILE OMEGA		1984-91	PONTIAC GRAND AM, J2000, SUNBIRD, TEMPEST	
CV5022	1984-85	BUICK SKYLARK		1984-88	CADILLAC CIMARRON	
	1984-85	CHEVROLET CITATION	1984-88	OLDSMOBILE FIRENZA		
	1984	OLDSMOBILE OMEGA	CV5050	1984-88	CHEVROLET CELEBRITY	
	1984	PONTIAC PHOENIX		1984-88	PONTIAC 6000	
CV5023	1984-85	BUICK SKYLARK		CV5051	1984-88	CHEVROLET CELEBRITY
	1984-85	CHEVROLET CITATION			1984-88	PONTIAC 6000
	1984	OLDSMOBILE OMEGA	CV5054		1988-91	OLDSMOBILE CUTLASS CALAIS
	1984	PONTIAC PHOENIX			1987-91	PONTIAC GRAND AM, TEMPEST
CV5024	1982	BUICK SKYHAWK		1985-91	CHEVROLET BERETTA, CAVALIER, CORSICA	
	1982	CADILLAC CIMARRON		1985-86	CADILLAC CIMARRON	
	1982	CHEVROLET CAVALIER	CV5056	1984-91	CHEVROLET BERETTA, CAVALIER, CORSICA	
	1982	OLDSMOBILE FIRENZA		1984-91	PONTIAC J2000, SUNBIRD, TEMPEST	
1982	PONTIAC J2000	1984-89		BUICK SKYHAWK		
CV5025	1982-83	BUICK SKYHAWK		1984-88	OLDSMOBILE FIRENZA	
	1982-83	CADILLAC CIMARRON	1984-86	CADILLAC CIMARRON		
	1982-83	CHEVROLET CAVALIER	CV5057	1984-91	CHEVROLET BERETTA, CAVALIER, CORSICA	
	1982-83	OLDSMOBILE FIRENZA		1984-91	PONTIAC J2000, SUNBIRD, TEMPEST	
1982-83	PONTIAC J2000	1984-89		BUICK SKYHAWK		
CV5026	1982-83	BUICK SKYHAWK		1984-88	OLDSMOBILE FIRENZA	
	1982-83	CADILLAC CIMARRON	1984-86	CADILLAC CIMARRON		
	1982-83	CHEVROLET CAVALIER	CV5058	1984-91	BUICK SKYHAWK, SKYLARK, SOMERSET	
	1982-83	OLDSMOBILE FIRENZA		1984-91	CHEVROLET BERETTA, CAVALIER, CORSICA	
1982-83	PONTIAC J2000					
1982-83	PONTIAC J2000					
CV5027	1983	BUICK SKYHAWK				

Buyer's Guide

DRIVETRAIN - CV SHAFT

Part No.	Vehicle Application		Part No.	Vehicle Application	
CV5058	1984-91	PONTIAC GRAND AM, J2000, SUNBIRD, TEMPEST	CV5098	1985-91	OLDSMOBILE 98, DELTA 88, TORONADO
	1984-90	OLDSMOBILE CALAIS, CUTLASS CALAIS, FIRENZA		1985-90	CADILLAC DEVILLE, ELDORADO, FLEETWOOD, SEVILLE
	1984-88	CADILLAC CIMARRON	CV5099	1987-91	PONTIAC BONNEVILLE
CV5060	1984-89	BUICK CENTURY, SKYLARK		1985-91	BUICK ELECTRA, LESABRE, REATTA, RIVIERA
	1984-89	CHEVROLET CELEBRITY		1985-91	OLDSMOBILE 98, DELTA 88, TORONADO
CV5061	1984-89	OLDSMOBILE CUTLASS CIERA	1985-90	CADILLAC DEVILLE, ELDORADO, FLEETWOOD, SEVILLE	
	1984-89	PONTIAC 6000, FIERO	CV5104	1987-88	PONTIAC 6000
	1984-89	BUICK CENTURY, SKYLARK		1987-88	PONTIAC 6000
CV5062	1984-89	CHEVROLET CELEBRITY	CV5107	1986	BUICK ELECTRA, LESABRE
	1984-89	OLDSMOBILE CUTLASS CIERA		1986	CADILLAC DEVILLE, FLEETWOOD
	1984-89	PONTIAC 6000, FIERO	1985-86	OLDSMOBILE 98, DELTA 88	
CV5071	1989-91	PONTIAC GRAND AM	CV5108	1986	BUICK ELECTRA, LESABRE
	1985-91	OLDSMOBILE CALAIS, CUTLASS CALAIS		1986	CADILLAC DEVILLE, FLEETWOOD
	1985-90	BUICK SKYLARK, SOMERSET	1985-86	OLDSMOBILE 98, DELTA 88	
CV5076	1991-96	OLDSMOBILE BRAVADA	CV5109	1988-89	PONTIAC 6000
	1983-96	CHEVROLET S10 BLAZER, S10 PICKUP		CV5110	1988-89
	1983-96	GMC S15 JIMMY, S15 PICKUP, S15 SONOMA, S15 SYCLONE, S15 TYPHOON	CV5112		1987-91
CV5077	1967-78	CADILLAC ELDORADO, SEVILLE		1987-91	PONTIAC BONNEVILLE
	1966-78	OLDSMOBILE TORONADO	1986-91	CADILLAC ALLANTE, DEVILLE, ELDORADO, FLEETWOOD, SEVILLE	
CV5087	1967-78	CADILLAC ELDORADO, SEVILLE	CV5113	1986-91	OLDSMOBILE 98, DELTA 88, TORONADO
	1966-78	OLDSMOBILE TORONADO		1987-91	BUICK ELECTRA, LESABRE, REATTA, RIVIERA
	1985-89	BUICK CENTURY	1987-91	PONTIAC BONNEVILLE	
CV5088	1984-89	CHEVROLET CELEBRITY	1986-91	OLDSMOBILE 98, DELTA 88, TORONADO	
	1984-89	OLDSMOBILE CUTLASS CIERA	CV5114	1986-90	CADILLAC ALLANTE, DEVILLE, ELDORADO, FLEETWOOD, SEVILLE
	1984-89	PONTIAC 6000		1989-91	PASSPORT I-MARK
CV5089	1985-89	BUICK CENTURY	1989	GEO SPECTRUM	
	1984-89	CHEVROLET CELEBRITY	1985-89	ISUZU I-MARK	
	1984-89	OLDSMOBILE CUTLASS CIERA	1985-88	CHEVROLET SPECTRUM	
CV5090	1984-89	PONTIAC 6000	1985-88	PONTIAC SUNBURST	
	1985-93	PONTIAC GRAND AM	CV5115	1989-91	PASSPORT I-MARK
	1985-91	OLDSMOBILE CALAIS, CUTLASS CALAIS		1989	GEO SPECTRUM
CV5091	1985-90	BUICK SKYLARK, SOMERSET	1985-89	ISUZU I-MARK	
	1985-90	OLDSMOBILE CALAIS, CUTLASS CALAIS, FIRENZA	1985-88	CHEVROLET SPECTRUM	
	1985-86	CADILLAC CIMARRON	1985-88	PONTIAC SUNBURST	
CV5092	1985-86	CHEVROLET CAVALIER	CV5116	1989-91	PASSPORT I-MARK
	1984-90	BUICK SKYHAWK, SKYLARK, SOMERSET		1989	GEO SPECTRUM
	1984-90	PONTIAC GRAND AM, J2000, SUNBIRD	1985-89	ISUZU I-MARK	
CV5095	1985-91	CHEVROLET BERETTA, CAVALIER, CELEBRITY, CITATION, CORSICA	1985-88	CHEVROLET SPECTRUM	
	1985-88	CADILLAC CIMARRON	1985-88	PONTIAC SUNBURST	
	1985-87	OLDSMOBILE FIRENZA	CV5117	1989-91	PASSPORT I-MARK
1984-91	PONTIAC 6000, FIERO, J2000, SUNBIRD, TEMPEST	1989		GEO SPECTRUM	
CV5096	1984-87	BUICK SKYHAWK, SKYLARK	1985-89	ISUZU I-MARK	
	1985-88	CHEVROLET CELEBRITY, CITATION	1985-88	CHEVROLET SPECTRUM	
	1985	BUICK SKYLARK	1985-88	PONTIAC SUNBURST	
CV5098	1984-88	PONTIAC 6000, FIERO	CV5118	1985-88	CHEVROLET SPRINT
	1988-91	OLDSMOBILE CUTLASS CALAIS		1985-88	CHEVROLET SPRINT
	1987-93	PONTIAC GRAND AM, SUNBIRD, TEMPEST	1985-88	SUZUKI FORSA	
CV5099	1987-91	CHEVROLET BERETTA, CAVALIER, CORSICA	CV5119	1985-88	CHEVROLET SPRINT
	1987-88	CADILLAC CIMARRON		1985-88	PONTIAC FIREFLY
	1987-90	PONTIAC GRAND AM, SUNBIRD	1985-88	SUZUKI FORSA	
CV5104	1987	BUICK SKYHAWK	CV5120	1985-88	CHEVROLET SPRINT
	1987-91	PONTIAC BONNEVILLE		1985-88	PONTIAC FIREFLY
CV5105	1985-91	BUICK ELECTRA, LESABRE, REATTA, RIVIERA	1985-88	SUZUKI FORSA	
	1985-88	CADILLAC DEVILLE, FLEETWOOD	1985-88	CHEVROLET SPRINT	
CV5107	1985-90	OLDSMOBILE 98, DELTA 88, TORONADO	1985-88	SUZUKI FORSA	
	1985-86	OLDSMOBILE 98, DELTA 88	1985-88	CHEVROLET SPRINT	
CV5108	1986	BUICK ELECTRA, LESABRE	1985-88	PONTIAC FIREFLY	
	1986	CADILLAC DEVILLE, FLEETWOOD	1985-88	SUZUKI FORSA	
CV5109	1985-86	OLDSMOBILE 98, DELTA 88	1985-88	SUZUKI FORSA	
	1988-89	PONTIAC 6000	1985-88	CHEVROLET SPRINT	
CV5110	1988-89	PONTIAC 6000	1985-88	PONTIAC FIREFLY	
	1987-91	BUICK ELECTRA, LESABRE, PARK AVENUE, REATTA, RIVIERA	1985-88	SUZUKI FORSA	
CV5112	1987-91	BUICK ELECTRA, LESABRE, PARK AVENUE, REATTA, RIVIERA	1985-88	CHEVROLET SPRINT	
	1987-91	PONTIAC BONNEVILLE	1985-88	PONTIAC FIREFLY	
CV5113	1986-91	CADILLAC ALLANTE, DEVILLE, ELDORADO, FLEETWOOD, SEVILLE	1985-88	SUZUKI FORSA	
	1987-91	BUICK ELECTRA, LESABRE, REATTA, RIVIERA	1985-88	CHEVROLET SPRINT	
CV5114	1989-91	PASSPORT I-MARK	1985-88	SUZUKI FORSA	
	1989	GEO SPECTRUM	1985-88	CHEVROLET SPRINT	
CV5115	1985-89	ISUZU I-MARK	1985-88	PONTIAC FIREFLY	
	1985-88	CHEVROLET SPECTRUM	1985-88	SUZUKI FORSA	
CV5116	1985-88	PONTIAC SUNBURST	1985-88	CHEVROLET SPRINT	
	1989-91	PASSPORT I-MARK	1985-88	PONTIAC FIREFLY	
CV5117	1989	GEO SPECTRUM	1985-88	SUZUKI FORSA	
	1985-89	ISUZU I-MARK	1985-88	CHEVROLET SPRINT	
CV5118	1985-88	CHEVROLET SPECTRUM	1985-88	PONTIAC FIREFLY	
	1985-88	PONTIAC SUNBURST	1985-88	SUZUKI FORSA	
CV5119	1985-88	CHEVROLET SPRINT	1985-88	CHEVROLET SPRINT	
	1985-88	SUZUKI FORSA	1985-88	PONTIAC FIREFLY	
CV5120	1985-88	CHEVROLET SPRINT	1985-88	SUZUKI FORSA	
	1985-88	PONTIAC FIREFLY	1985-88	CHEVROLET SPRINT	
CV5121	1985-88	SUZUKI FORSA	1985-88	CHEVROLET SPRINT	
CV5121	1985-88	CHEVROLET SPRINT			

Buyer's Guide

DRIVETRAIN - CV SHAFT

Part No. Vehicle Application			Part No. Vehicle Application		
CV5121	1985-88	PONTIAC FIREFLY	CV5162	1988-92	BUICK REGAL
	1985-88	SUZUKI FORSA		1988-92	OLDSMOBILE CUTLASS SUPREME
CV5122	1991	BUICK PARK AVENUE	1988-92	PONTIAC GRAND PRIX	
	1991	CADILLAC DEVILLE, FLEETWOOD	CV5166	1988-90	PONTIAC 6000
	1991	OLDSMOBILE 98	CV5170	1988-90	PONTIAC 6000
CV5125	1991-93	CADILLAC ALLANTE, DEVILLE, ELDORADO, FLEETWOOD, SEVILLE	CV5174	1989	GEO SPECTRUM
	1991	BUICK REATTA, RIVIERA	1989	PASSPORT I-MARK	
	1991	OLDSMOBILE TORONADO	1987-89	ISUZU I-MARK	
CV5126	1989-93	CADILLAC ALLANTE, DEVILLE, ELDORADO, FLEETWOOD, SEVILLE	1987-88	CHEVROLET SPECTRUM	
	1989-91	BUICK REATTA, RIVIERA	1987-88	PONTIAC SUNBURST	
	1989-91	OLDSMOBILE TORONADO	CV5178	1989-91	PASSPORT OPTIMA
CV5127	1989-90	BUICK REATTA, RIVIERA	1988-90	PONTIAC LEMANS, OPTIMA	
	1989-90	CADILLAC ALLANTE, DEVILLE, ELDORADO, FLEETWOOD, SEVILLE	CV5179	1989-91	PASSPORT OPTIMA
	1989-90	OLDSMOBILE TORONADO	1988-90	PONTIAC LEMANS, OPTIMA	
CV5135	1989-90	BUICK REATTA, RIVIERA	CV5180	1989-91	PASSPORT OPTIMA
	1989-90	CADILLAC DEVILLE, ELDORADO, FLEETWOOD, SEVILLE	1988-90	PONTIAC LEMANS, OPTIMA	
	1989-90	OLDSMOBILE TORONADO	CV5181	1989-91	PASSPORT OPTIMA
CV5136	1989-90	BUICK REATTA, RIVIERA	1988-90	PONTIAC LEMANS, OPTIMA	
	1989-90	CADILLAC DEVILLE, ELDORADO, FLEETWOOD, SEVILLE	CV5182	1988	PASSPORT OPTIMA
	1989-90	OLDSMOBILE TORONADO	1988	PONTIAC LEMANS, OPTIMA	
CV5148	1999-00	CADILLAC ESCALADE	CV5183	1988	PASSPORT OPTIMA
	1988-00	CHEVROLET K1500 PICKUP, K1500 SUBURBAN, K2500 PICKUP, TAHOE	1988	PONTIAC LEMANS, OPTIMA	
	1988-00	GMC K1500 PICKUP, K1500 SUBURBAN, K2500 PICKUP, YUKON	CV5186	1988	PASSPORT OPTIMA
CV5149	1988-00	CHEVROLET K1500 SUBURBAN, K2500 PICKUP, K2500 SUBURBAN, K3500 PICKUP	1988	PONTIAC LEMANS, OPTIMA	
	1988-00	GMC K1500 SUBURBAN, K2500 PICKUP, K2500 SUBURBAN, K3500 PICKUP	CV5187	1988	PASSPORT OPTIMA
	1988-00	GMC K1500 SUBURBAN, K2500 PICKUP, K2500 SUBURBAN, K3500 PICKUP	1988	PONTIAC LEMANS, OPTIMA	
CV5151	1989	GEO SPECTRUM	CV5188	1993	ASUNA GT, SE
	1989	PASSPORT I-MARK	1988-93	PONTIAC LEMANS, OPTIMA	
	1987-89	ISUZU I-MARK	1988-91	PASSPORT OPTIMA	
	1987-88	CHEVROLET SPECTRUM	CV5189	1993	ASUNA GT, SE
	1987-88	PONTIAC SUNBURST	1988-93	PONTIAC LEMANS, OPTIMA	
CV5155	1988-90	OLDSMOBILE CUTLASS SUPREME	1988-91	PASSPORT OPTIMA	
	1988-90	PONTIAC GRAND PRIX	CV5194	1990-94	CHEVROLET LUMINA
CV5156	1988-90	OLDSMOBILE CUTLASS SUPREME	1990-94	OLDSMOBILE CUTLASS SUPREME	
	1988-90	PONTIAC GRAND PRIX	1990-94	PONTIAC GRAND PRIX	
CV5157	1990-92	CHEVROLET LUMINA	CV5195	1990-94	CHEVROLET LUMINA
	1988-92	BUICK REGAL	1990-94	OLDSMOBILE CUTLASS SUPREME	
	1988-92	OLDSMOBILE CUTLASS SUPREME	1990-94	PONTIAC GRAND PRIX	
	1988-92	PONTIAC GRAND PRIX	CV5207	1993-96	BUICK REGAL
CV5158	1990-92	CHEVROLET LUMINA	1991-99	CHEVROLET LUMINA	
	1988-92	BUICK REGAL	1991-97	OLDSMOBILE CUTLASS SUPREME	
	1988-92	OLDSMOBILE CUTLASS SUPREME	1991-96	PONTIAC GRAND PRIX	
	1988-92	PONTIAC GRAND PRIX	CV5208	1993-96	BUICK REGAL
CV5159	1988-90	OLDSMOBILE CUTLASS SUPREME	1991-99	CHEVROLET LUMINA	
	1988-90	PONTIAC GRAND PRIX	1991-97	OLDSMOBILE CUTLASS SUPREME	
CV5160	1988-90	OLDSMOBILE CUTLASS SUPREME	1991-96	PONTIAC GRAND PRIX	
	1988-90	PONTIAC GRAND PRIX	CV5225	1990-94	CHEVROLET LUMINA
CV5161	1990-92	CHEVROLET LUMINA	1990-94	OLDSMOBILE CUTLASS SUPREME	
	1988-92	BUICK REGAL	1990-94	PONTIAC GRAND PRIX	
	1988-92	OLDSMOBILE CUTLASS SUPREME	CV5226	1990-94	CHEVROLET LUMINA
CV5162	1988-92	PONTIAC GRAND PRIX	1990-94	OLDSMOBILE CUTLASS SUPREME	
	1990-92	CHEVROLET LUMINA	1990-94	PONTIAC GRAND PRIX	

Buyer's Guide

DRIVETRAIN - CV SHAFT

Part No.	Vehicle Application		Part No.	Vehicle Application	
CV5235	1989-91	PASSPORT I-MARK	CV5272	1992-94	CHEVROLET BERETTA, CAVALIER, CORSICA
	1989	ISUZU I-MARK		1992-94	PONTIAC SUNBIRD
CV5236	1989-91	PASSPORT I-MARK	CV5273	1988-97	CHEVROLET BLAZER, K1500 PICKUP, K1500 SUBURBAN, K2500 PICKUP
	1989	ISUZU I-MARK		1988-97	GMC K1500 PICKUP, K1500 SUBURBAN, K2500 PICKUP, YUKON
CV5241	1990-98	CHEVROLET ASTRO	CV5274	1988-97	CHEVROLET K1500 SUBURBAN, K2500 PICKUP, K2500 SUBURBAN, K3500 PICKUP
	1990-98	GMC SAFARI		1988-97	GMC K1500 SUBURBAN, K2500 PICKUP, K2500 SUBURBAN, K3500 PICKUP
CV5246	1992-97	PONTIAC BONNEVILLE	CV5277	1994-96	BUICK CENTURY
	1991-97	BUICK LESABRE, PARK AVENUE		1992-96	CHEVROLET LUMINA APV
	1991-97	OLDSMOBILE 98, DELTA 88, LSS, REGENCY		1992-96	OLDSMOBILE CIERA, CUTLASS CIERA, SILHOUETTE
CV5247	1992-99	PONTIAC BONNEVILLE		1992-96	PONTIAC TRANS SPORT
	1991-99	BUICK LESABRE, PARK AVENUE	CV5278	1994-96	BUICK CENTURY
	1991-99	OLDSMOBILE 98, DELTA 88, LSS, REGENCY		1992-96	CHEVROLET LUMINA APV
CV5248	1993-96	BUICK REGAL		1992-96	OLDSMOBILE CIERA, CUTLASS CIERA, SILHOUETTE
	1991-99	CHEVROLET LUMINA, MONTE CARLO		1992-96	PONTIAC TRANS SPORT
	1991-97	OLDSMOBILE CUTLASS SUPREME	CV5279	1994-96	BUICK CENTURY
	1991-96	PONTIAC GRAND PRIX		1992-96	CHEVROLET LUMINA APV
CV5249	1993-96	BUICK REGAL		1992-96	OLDSMOBILE CIERA, CUTLASS CIERA, SILHOUETTE
	1991-99	CHEVROLET LUMINA, MONTE CARLO		1992-96	PONTIAC TRANS SPORT
	1991-97	OLDSMOBILE CUTLASS SUPREME	CV5280	1994-96	BUICK CENTURY
	1991-96	PONTIAC GRAND PRIX		1992-96	CHEVROLET LUMINA APV
CV5252	1992-95	OLDSMOBILE ACHIEVA		1992-96	OLDSMOBILE CIERA, CUTLASS CIERA, SILHOUETTE
	1991-98	BUICK SKYLARK		1992-96	PONTIAC TRANS SPORT
	1991-95	PONTIAC GRAND AM	CV5282	1991-93	OLDSMOBILE ACHIEVA, CUTLASS CALAIS
CV5253	1992-95	OLDSMOBILE ACHIEVA		1991-93	PONTIAC GRAND AM
	1991-98	BUICK SKYLARK	CV5283	1991-93	OLDSMOBILE ACHIEVA, CUTLASS CALAIS
	1991-95	PONTIAC GRAND AM		1991-93	PONTIAC GRAND AM
CV5254	1992-93	BUICK SKYLARK	CV5284	1992-96	CHEVROLET BERETTA, CAVALIER, CORSICA
	1991-93	OLDSMOBILE ACHIEVA, CUTLASS CALAIS		1992-94	PONTIAC SUNBIRD
	1991-93	PONTIAC GRAND AM	CV5285	1992-96	CHEVROLET BERETTA, CAVALIER, CORSICA
CV5255	1992-93	BUICK SKYLARK		1992-94	PONTIAC SUNBIRD
	1991-93	OLDSMOBILE ACHIEVA, CUTLASS CALAIS	CV5286	1992-96	CHEVROLET BERETTA, CAVALIER, CORSICA
	1991-93	PONTIAC GRAND AM		1992-94	PONTIAC SUNBIRD
CV5256	1993-99	CADILLAC ALLANTE, CONCOURS, DEVILLE, ELDORADO, SEVILLE	CV5287	1992-96	CHEVROLET BERETTA, CAVALIER, CORSICA
CV5260	1992-95	CADILLAC DEVILLE, ELDORADO, FLEETWOOD, SEVILLE		1992-94	PONTIAC SUNBIRD
	1992-93	BUICK PARK AVENUE, RIVIERA	CV5288	1991-93	SATURN SC SERIES, SL SERIES, SW SERIES
	1992-93	OLDSMOBILE 98, TORONADO	CV5289	1991-93	SATURN SC SERIES, SL SERIES, SW SERIES
	1992-93	PONTIAC BONNEVILLE	CV5290	1991-93	SATURN SC SERIES, SL SERIES, SW SERIES
CV5261	1992-95	CADILLAC DEVILLE, ELDORADO, FLEETWOOD, SEVILLE	CV5291	1991-93	SATURN SC SERIES, SL SERIES, SW SERIES
	1992-93	BUICK PARK AVENUE, RIVIERA	CV5292	1994-02	SATURN SC SERIES, SL SERIES, SW SERIES
	1992-93	OLDSMOBILE 98, TORONADO	CV5293	1994-02	SATURN SC SERIES, SL SERIES, SW SERIES
	1992-93	PONTIAC BONNEVILLE	CV5294	1994-02	SATURN SC SERIES, SL SERIES, SW SERIES
CV5262	1989-96	CHEVROLET ASTRO	CV5295	1994-02	SATURN SC SERIES, SL SERIES, SW SERIES
	1989-96	GMC SAFARI	CV5296	1994-97	BUICK LESABRE, PARK AVENUE
CV5263	1989-96	CHEVROLET ASTRO		1994-97	OLDSMOBILE 98, DELTA 88, LSS, REGENCY
	1989-96	GMC SAFARI		1994-96	PONTIAC BONNEVILLE
CV5268	1992-94	CHEVROLET BERETTA	CV5297	1994-97	BUICK LESABRE, PARK AVENUE
	1991-98	OLDSMOBILE ACHIEVA, CUTLASS CALAIS		1994-97	OLDSMOBILE 98, DELTA 88, LSS, REGENCY
	1991-98	PONTIAC GRAND AM		1994-96	PONTIAC BONNEVILLE
CV5269	1992-94	CHEVROLET BERETTA	CV5302	1997	PONTIAC GRAND PRIX
	1991-98	OLDSMOBILE ACHIEVA, CUTLASS CALAIS		1995-96	BUICK RIVIERA
	1991-98	PONTIAC GRAND AM	CV5303	1995-96	BUICK RIVIERA
CV5270	1996	BUICK PARK AVENUE			
	1996	OLDSMOBILE LSS			
	1996	PONTIAC BONNEVILLE			
CV5271	1992-94	CHEVROLET BERETTA, CAVALIER, CORSICA			
	1992-94	PONTIAC SUNBIRD			

Buyer's Guide**DRIVETRAIN - CV SHAFT**

Part No.	Vehicle Application		Part No.	Vehicle Application	
CV5304	1994-98	BUICK SKYLARK	CV5339	1997	BUICK PARK AVENUE, RIVIERA
	1994-98	OLDSMOBILE ACHIEVA	CV5340	1997	BUICK PARK AVENUE, RIVIERA
	1994-98	PONTIAC GRAND AM	CV5341	1997-99	BUICK PARK AVENUE, RIVIERA
	1994-96	CHEVROLET BERETTA, CORSICA	CV5342	1997-99	BUICK PARK AVENUE, RIVIERA
CV5305	1994-98	BUICK SKYLARK	CV5343	1998-99	BUICK PARK AVENUE
	1994-98	OLDSMOBILE ACHIEVA	CV5344	1995-99	BUICK PARK AVENUE, RIVIERA
	1994-98	PONTIAC GRAND AM	CV5345	1998-99	BUICK PARK AVENUE
	1994-96	CHEVROLET BERETTA, CORSICA	CV5346	1998-99	BUICK PARK AVENUE
CV5306	1995-01	CHEVROLET CAVALIER	CV5347	1998-99	CADILLAC CONCOURS, DEVILLE
	1995-01	PONTIAC SUNFIRE	CV5355	1999-02	PONTIAC GRAND AM
CV5307	1995-01	CHEVROLET CAVALIER		1997-02	CHEVROLET MALIBU
	1995-01	PONTIAC SUNFIRE		1997-02	OLDSMOBILE ALERO, CUTLASS
CV5308	1995-99	CHEVROLET CAVALIER	CV5356	1999-02	PONTIAC GRAND AM
	1995-99	PONTIAC SUNFIRE		1997-02	CHEVROLET MALIBU
CV5309	1995-99	CHEVROLET CAVALIER		1997-02	OLDSMOBILE ALERO, CUTLASS
	1995-99	PONTIAC SUNFIRE	CV5357	1998-99	BUICK LESABRE
CV5312	1995-96	CHEVROLET CAVALIER		1998-99	OLDSMOBILE DELTA 88, LSS, REGENCY
	1995-96	PONTIAC SUNFIRE		1998-99	PONTIAC BONNEVILLE
CV5313	1995-96	CHEVROLET CAVALIER	CV5358	1998-99	BUICK LESABRE
	1995-96	PONTIAC SUNFIRE		1998-99	OLDSMOBILE DELTA 88, LSS, REGENCY
CV5314	1994-95	OLDSMOBILE ACHIEVA		1998-99	PONTIAC BONNEVILLE
	1994-95	PONTIAC GRAND AM	CV5359	1998-99	BUICK LESABRE
CV5315	1994-95	OLDSMOBILE ACHIEVA		1998-99	OLDSMOBILE DELTA 88, LSS, REGENCY
	1994-95	PONTIAC GRAND AM		1998-99	PONTIAC BONNEVILLE
CV5316	1995-96	CHEVROLET S10 BLAZER, S10 PICKUP	CV5360	1998-99	OLDSMOBILE LSS
	1995-96	GMC S15 JIMMY, S15 SONOMA		1998-99	PONTIAC BONNEVILLE
CV5317	1990-98	CHEVROLET ASTRO	CV5361	1999	CHEVROLET VENTURE
	1990-98	GMC SAFARI		1999	PONTIAC MONTANA
CV5325	1996-98	OLDSMOBILE ACHIEVA		1998-99	BUICK REGAL
	1996-98	PONTIAC GRAND AM		1998-99	OLDSMOBILE INTRIGUE, SILHOUETTE
CV5326	1997-01	CADILLAC CATERA	CV5362	1999	OLDSMOBILE INTRIGUE
CV5328	1997-02	CHEVROLET ASTRO		1997-99	PONTIAC GRAND PRIX
	1997-02	GMC SAFARI	CV5367	1995-02	CHEVROLET CAVALIER
CV5329	1997-02	CHEVROLET S10 BLAZER, S10 PICKUP		1995-02	PONTIAC SUNFIRE
	1997-02	GMC S15 JIMMY, S15 SONOMA	CV5368	1995-02	CHEVROLET CAVALIER
	1997-01	OLDSMOBILE BRAVADA		1995-02	PONTIAC SUNFIRE
	1996-00	ISUZU HOMBRE	CV5369	1997-99	BUICK CENTURY, REGAL
CV5330	1997-02	CHEVROLET S10 BLAZER, S10 PICKUP		1997-99	PONTIAC GRAND PRIX, TRANS SPORT
	1997-02	GMC S15 JIMMY, S15 SONOMA		1997-98	CHEVROLET VENTURE
	1997-01	OLDSMOBILE BRAVADA		1997-98	OLDSMOBILE SILHOUETTE
	1996-00	ISUZU HOMBRE	CV5370	1997-99	BUICK CENTURY, REGAL
CV5331	1997-02	CHEVROLET S10 BLAZER, S10 PICKUP		1997-99	CHEVROLET VENTURE
	1997-02	GMC S15 JIMMY, S15 SONOMA		1997-99	OLDSMOBILE INTRIGUE, SILHOUETTE
CV5332	1997-02	CHEVROLET S10 BLAZER, S10 PICKUP		1997-99	PONTIAC GRAND PRIX, MONTANA, TRANS SPORT
	1997-02	GMC S15 JIMMY, S15 SONOMA	CV5373	1999	OLDSMOBILE INTRIGUE
CV5333	1995-99	OLDSMOBILE AURORA		1997-99	BUICK REGAL
CV5334	1997	OLDSMOBILE DELTA 88, LSS		1997-99	PONTIAC GRAND PRIX
	1997	PONTIAC BONNEVILLE	CV5374	1997-99	BUICK REGAL
	1996-97	BUICK LESABRE		1997-99	PONTIAC GRAND PRIX
CV5335	1997	OLDSMOBILE DELTA 88, LSS	CV5375	1998-99	CADILLAC SEVILLE
	1997	PONTIAC BONNEVILLE	CV5376	2000-02	BUICK CENTURY, REGAL
	1996-97	BUICK LESABRE		2000-02	CHEVROLET IMPALA, MONTE CARLO, VENTURE
CV5336	1997	OLDSMOBILE LSS		2000-02	OLDSMOBILE INTRIGUE, SILHOUETTE
	1997	PONTIAC BONNEVILLE	CV5377	2000-02	PONTIAC GRAND PRIX, MONTANA
CV5337	1997	OLDSMOBILE LSS		2000-02	BUICK CENTURY, REGAL
	1997	PONTIAC BONNEVILLE		2000-02	CHEVROLET IMPALA, MONTE CARLO, VENTURE
CV5338	1996-98	OLDSMOBILE ACHIEVA			
	1996-98	PONTIAC GRAND AM			

Buyer's Guide

DRIVETRAIN - CV SHAFT

Part No.	Vehicle Application		Part No.	Vehicle Application	
CV5377	2000-02	OLDSMOBILE INTRIGUE, SILHOUETTE	CV5411	2002	CHEVROLET S10 TRAILBLAZER
	2000-02	PONTIAC GRAND PRIX, MONTANA		2002	GMC S15 ENVOY
CV5378	2000-02	BUICK REGAL		2002	OLDSMOBILE BRAVADA
	2000-02	CHEVROLET IMPALA, MONTE CARLO	CV5412	1998-99	CHEVROLET LUMINA, MONTE CARLO
	2000-02	OLDSMOBILE INTRIGUE	CV5413	1998-99	CHEVROLET LUMINA, MONTE CARLO
	2000-02	PONTIAC GRAND PRIX	CV5414	1997-01	CHEVROLET LUMINA, MONTE CARLO
CV5379	2000-02	CHEVROLET IMPALA, MONTE CARLO	CV5415	2000-01	CHEVROLET LUMINA
	2000-02	OLDSMOBILE INTRIGUE	CV5416	2000-01	CHEVROLET LUMINA
	2000-02	PONTIAC GRAND PRIX	CV5417	2000-01	CHEVROLET LUMINA
CV5380	2000-02	BUICK REGAL	CV5418	2002	CHEVROLET VENTURE
	2000-02	PONTIAC GRAND PRIX		2002	OLDSMOBILE SILHOUETTE
CV5381	1999-02	CHEVROLET TRACKER		2002	PONTIAC MONTANA
CV5382	1999-02	CHEVROLET TRACKER	CV5419	2001-02	OLDSMOBILE ALERO
CV5383	2002	CADILLAC ESCALADE		2001-02	PONTIAC GRAND AM
	1999-02	CHEVROLET AVALANCHE 1500, SILVERADO 1500, SILVERADO 1500 HD, SUBURBAN 1500, TAHOE	CV5420	2001-02	OLDSMOBILE ALERO
	1999-02	GMC SIERRA 1500, SIERRA 1500 HD, YUKON, YUKON XL 1500		2001-02	PONTIAC GRAND AM
CV5384	1999-02	CHEVROLET AVALANCHE 2500, SILVERADO 1500, SILVERADO 1500 HD, SILVERADO 2500, SILVERADO 2500 HD, SILVERADO 3500, SUBURBAN 2500	CV5421	2001-02	OLDSMOBILE AURORA
	1999-02	GMC DENALI, DENALI XL, SIERRA 1500, SIERRA 1500 HD, SIERRA 2500, SIERRA 2500 HD, SIERRA 3500, SIERRA C3, SIERRA DENALI, YUKON XL 2500	CV5422	2001-02	OLDSMOBILE AURORA
			CV5423	2001-02	OLDSMOBILE AURORA
			CV5424	2000-02	SATURN L SERIES, LS SERIES, LW SERIES
			CV5425	2000-02	SATURN L SERIES, LS SERIES, LW SERIES
			CV5426	2000-02	SATURN L SERIES, LS SERIES, LW SERIES
			CV5427	2000-02	SATURN L SERIES, LS SERIES, LW SERIES
			CV5428	2000-02	SATURN L SERIES, LS SERIES, LW SERIES
			CV5429	2000-02	SATURN L SERIES, LS SERIES, LW SERIES
CV5385	1999-02	OLDSMOBILE ALERO	CV6000	1975-79	HONDA CIVIC
	1999-02	PONTIAC GRAND AM	CV6001	1984-87	HONDA CIVIC, CRX
CV5386	1999-02	OLDSMOBILE ALERO	CV6002	1984-87	HONDA CIVIC, CRX
	1999-02	PONTIAC GRAND AM	CV6005	1980-83	HONDA CIVIC
CV5387	2000-02	CHEVROLET CAVALIER	CV6006	1980-83	HONDA CIVIC
	2000-02	PONTIAC SUNFIRE	CV6007	1973-79	HONDA CIVIC
CV5388	2000-02	CHEVROLET CAVALIER	CV6008	1973-79	HONDA CIVIC
	2000-02	PONTIAC SUNFIRE	CV6009	1986-89	HONDA ACCORD
CV5393	1986	PONTIAC 6000	CV6010	1986-89	HONDA ACCORD
CV5394	1986	PONTIAC 6000	CV6011	1986-89	HONDA ACCORD
CV5395	2000-02	BUICK LESABRE	CV6013	1985	HONDA ACCORD
	2000-02	PONTIAC BONNEVILLE	CV6014	1985	HONDA ACCORD
CV5396	2000-02	BUICK LESABRE	CV6015	1984-85	HONDA ACCORD
	2000-02	PONTIAC BONNEVILLE	CV6016	1984-85	HONDA ACCORD
CV5397	2000-02	BUICK LESABRE	CV6017	1984-85	HONDA ACCORD
	2000-02	PONTIAC BONNEVILLE	CV6018	1985	HONDA ACCORD
CV5398	2000-02	BUICK LESABRE	CV6019	1982-83	HONDA ACCORD
	2000-02	PONTIAC BONNEVILLE	CV6020	1983	HONDA PRELUDE
CV5399	2000-02	PONTIAC BONNEVILLE	CV6021	1983	HONDA PRELUDE
CV5400	2000-02	PONTIAC BONNEVILLE	CV6027	1980	HONDA ACCORD
CV5401	2000-02	BUICK PARK AVENUE	CV6028	1980	HONDA ACCORD
CV5402	2000-02	BUICK PARK AVENUE	CV6029	1976-79	HONDA ACCORD
CV5403	2000-02	BUICK PARK AVENUE	CV6030	1976-79	HONDA ACCORD
CV5404	2000-02	BUICK PARK AVENUE	CV6031	1985-87	HONDA PRELUDE
CV5405	2002	BUICK RENDEZVOUS	CV6032	1985-87	HONDA PRELUDE
	2001-02	PONTIAC AZTEK	CV6033	1985-87	HONDA PRELUDE
CV5406	2002	BUICK RENDEZVOUS	CV6035	1984-87	HONDA PRELUDE
	2001-02	PONTIAC AZTEK	CV6037	1984-87	HONDA PRELUDE
CV5407	2002	BUICK RENDEZVOUS	CV6038	1984-87	HONDA PRELUDE
	2001-02	PONTIAC AZTEK	CV6039	1983	HONDA PRELUDE
CV5408	2000-02	CADILLAC DEVILLE	CV6040	1983	HONDA PRELUDE
CV5409	2000-02	CADILLAC DEVILLE, SEVILLE	CV6041	1981-82	HONDA PRELUDE
CV5410	2000-02	CADILLAC ELDORADO	CV6042	1981-82	HONDA PRELUDE

Buyer's Guide

DRIVETRAIN - CV SHAFT

Part No.	Vehicle Application		Part No.	Vehicle Application	
CV6043	1979-80	HONDA PRELUDE	CV6309	1995-97	HONDA ACCORD
CV6044	1979-80	HONDA PRELUDE	CV6310	1997-00	ACURA EL
CV6045	1984-87	HONDA CIVIC, WAGOVAN		1992-00	HONDA CIVIC, CIVIC DEL SOL
CV6046	1984-87	HONDA CIVIC, WAGOVAN	CV6311	1997-00	ACURA EL
CV6051	1982-83	HONDA ACCORD		1992-00	HONDA CIVIC, CIVIC DEL SOL
CV6052	1983	HONDA ACCORD	CV6316	1997-01	HONDA CR-V
CV6053	1992-96	HONDA PRELUDE	CV6317	1997-01	HONDA CR-V
CV6055	1992-96	HONDA PRELUDE	CV6318	1997-01	HONDA CR-V
CV6056	1992-96	HONDA PRELUDE	CV6319	1997-01	HONDA CR-V
CV6059	1988-91	HONDA CIVIC, CRX	CV6320	1997-01	HONDA CR-V
CV6060	1988-91	HONDA CIVIC, CRX	CV6321	1997-01	HONDA CR-V
CV6061	1988-91	HONDA CIVIC, WAGOVAN	CV6322	1997-01	HONDA CR-V
CV6062	1988-91	HONDA CIVIC, WAGOVAN	CV6323	1997-01	HONDA CR-V
CV6063	1988-89	HONDA PRELUDE	CV6324	1996-97	ISUZU OASIS
CV6064	1988-89	HONDA PRELUDE		1995-97	HONDA ODYSSEY
CV6065	1984-87	HONDA PRELUDE	CV6325	1996-97	ISUZU OASIS
CV6066	1984-87	HONDA PRELUDE		1995-97	HONDA ODYSSEY
CV6067	1984-87	HONDA PRELUDE	CV6326	1997-01	HONDA PRELUDE
CV6068	1983	HONDA ACCORD	CV6327	1997-01	HONDA PRELUDE
CV6070	1981	HONDA ACCORD	CV6328	1997-01	HONDA PRELUDE
CV6071	1981	HONDA ACCORD	CV6329	1997-01	HONDA PRELUDE
CV6072	1981	HONDA ACCORD	CV6331	1998-02	HONDA ACCORD
CV6073	1981	HONDA ACCORD	CV6332	1998-02	HONDA ACCORD
CV6078	1988-91	HONDA CIVIC, WAGOVAN	CV6333	1998-02	HONDA ACCORD
CV6079	1988-91	HONDA CIVIC, WAGOVAN	CV6334	1998-02	HONDA ACCORD
CV6080	1990-93	HONDA ACCORD	CV6335	1998-02	HONDA ACCORD
CV6081	1990-93	HONDA ACCORD	CV6337	1998-02	HONDA ACCORD
CV6082	1990-93	HONDA ACCORD	CV6339	1998-02	HONDA ACCORD
CV6084	1990-93	HONDA ACCORD	CV6340	1998-02	HONDA ACCORD
CV6085	1990-93	HONDA ACCORD	CV6343	1998-99	ISUZU OASIS
CV6086	1990-93	HONDA ACCORD		1998	HONDA ODYSSEY
CV6088	1988-91	HONDA CIVIC, CRX	CV6344	1998-99	ISUZU OASIS
CV6089	1988-91	HONDA CIVIC, CRX		1998	HONDA ODYSSEY
CV6090	1990-91	HONDA PRELUDE	CV6345	1997-01	HONDA CR-V
CV6091	1990-91	HONDA PRELUDE	CV6346	1997-01	HONDA CR-V
CV6092	1990-91	HONDA PRELUDE	CV6347	1999-02	HONDA ODYSSEY
CV6093	1990-91	HONDA PRELUDE	CV6348	1999-02	HONDA ODYSSEY
CV6094	1997-00	ACURA EL	CV6349	2001-02	HONDA CIVIC
	1992-00	HONDA CIVIC, CIVIC DEL SOL		2001	ACURA EL
CV6095	1997-00	ACURA EL	CV6350	2001-02	HONDA CIVIC
	1992-00	HONDA CIVIC, CIVIC DEL SOL		2001	ACURA EL
CV6097	1992-96	HONDA PRELUDE	CV6351	2001-02	HONDA CIVIC
CV6098	1992-96	HONDA PRELUDE		2001	ACURA EL
CV6099	1992-96	HONDA PRELUDE	CV6352	2001-02	HONDA CIVIC
CV6300	1994-97	HONDA ACCORD		2001	ACURA EL
CV6301	1994-97	HONDA ACCORD	CV6353	2001-02	HONDA CIVIC
CV6302	1997-99	ACURA CL		2001	ACURA EL
	1994-97	HONDA ACCORD	CV6354	2001-02	HONDA CIVIC
CV6303	1997-99	ACURA CL		2001	ACURA EL
	1994-97	HONDA ACCORD	CV6355	2001-02	HONDA CIVIC
CV6304	1994-97	HONDA ACCORD		2001	ACURA EL
CV6305	1997-99	ACURA CL	CV6356	2001-02	HONDA CIVIC
	1994-97	HONDA ACCORD		2001	ACURA EL
CV6306	1995-97	HONDA ACCORD	CV6357	2002	HONDA CR-V
CV6307	1995-97	HONDA ACCORD	CV6358	2002	HONDA CR-V
CV6308	1997-99	ACURA CL	CV6359	2000-02	HONDA INSIGHT
	1995-97	HONDA ACCORD	CV6360	2000-02	HONDA INSIGHT
CV6309	1997-99	ACURA CL	CV6361	2000-02	HONDA INSIGHT

Buyer's Guide

DRIVETRAIN - CV SHAFT

Part No.	Vehicle Application	Part No.	Vehicle Application
CV6362	2000-02 HONDA INSIGHT	CV7071	1998-01 VOLKSWAGEN BEETLE, GOLF, JETTA
CV6403	1983-87 RENAULT ALLIANCE, ENCORE	CV7072	1998-01 VOLKSWAGEN BEETLE, GOLF, JETTA
CV6404	1983-87 RENAULT ALLIANCE, ENCORE	CV7073	1998 VOLKSWAGEN BEETLE
CV6408	1976-86 RENAULT LECAR, R5	CV7074	1998 VOLKSWAGEN BEETLE
CV6409	1981-86 RENAULT FUEGO, R18, R18I	CV7075	1998-01 VOLKSWAGEN BEETLE, GOLF, JETTA
CV6410	1988-89 EAGLE MEDALLION	CV7076	1998-01 VOLKSWAGEN BEETLE
CV6411	1989-91 PEUGEOT 405	CV7077	1997-02 VOLKSWAGEN EUROVAN
CV6412	1989-91 PEUGEOT 405	CV7078	1997-02 VOLKSWAGEN EUROVAN
CV6413	1989-91 PEUGEOT 405	CV7079	1997-02 VOLKSWAGEN EUROVAN
CV6414	1989-91 PEUGEOT 405	CV7080	1997-02 VOLKSWAGEN EUROVAN
CV6415	1980-97 LADA NIVA	CV7081	1998-01 VOLKSWAGEN PASSAT
CV6416	1980-97 LADA NIVA		1997-01 AUDI A4, A4 QUATTRO
CV6417	1987-97 LADA SAMARA	CV7082	1998-01 VOLKSWAGEN PASSAT
CV6418	1987-97 LADA SAMARA		1997-01 AUDI A4, A4 QUATTRO
CV6419	1987-91 STERLING 825, 827	CV7083	1998-01 VOLKSWAGEN PASSAT
CV6420	1987-91 STERLING 825, 827		1997-01 AUDI A4
CV6421	1989-91 PEUGEOT 405	CV7084	1998-01 VOLKSWAGEN PASSAT
CV6422	1989-91 PEUGEOT 405		1997-01 AUDI A4
CV7000	1970-79 VOLKSWAGEN BEETLE	CV7085	1998 VOLKSWAGEN PASSAT
CV7001	1975-84 VOLKSWAGEN JETTA, RABBIT, RABBIT CONVERTIBLE, RABBIT PICKUP, SCIROCCO	CV7086	1998 VOLKSWAGEN PASSAT
CV7002	1975-89 VOLKSWAGEN JETTA, RABBIT, RABBIT CONVERTIBLE, RABBIT PICKUP, SCIROCCO	CV7087	1998 VOLKSWAGEN PASSAT
CV7008	1984-92 VOLKSWAGEN GOLF, JETTA, SCIROCCO	CV7088	1998 VOLKSWAGEN PASSAT
CV7009	1985-92 VOLKSWAGEN GOLF, JETTA	CV7089	1998-01 VOLKSWAGEN PASSAT
CV7011	1985-93 VOLKSWAGEN CABRIOLET, CORRADO, GOLF, JETTA, SCIROCCO		1996-01 AUDI A4
CV7012	1985-92 VOLKSWAGEN CORRADO, GOLF, JETTA	CV7090	1998-01 VOLKSWAGEN PASSAT
CV7020	1985-93 VOLKSWAGEN CABRIOLET, SCIROCCO		1996-01 AUDI A4
CV7029	1987-93 VOLKSWAGEN FOX	CV7092	1998-01 VOLKSWAGEN PASSAT
CV7030	1983-92 VOLKSWAGEN VANAGON		1996-01 AUDI A4
CV7031	1983-92 VOLKSWAGEN VANAGON	CV7093	1999-01 VOLKSWAGEN BEETLE, GOLF, JETTA
CV7032	1980-82 VOLKSWAGEN VANAGON	CV7094	1999-01 VOLKSWAGEN BEETLE, GOLF, JETTA
CV7033	1980-82 VOLKSWAGEN VANAGON	CV7095	1999-01 VOLKSWAGEN BEETLE
CV7034	1980-82 VOLKSWAGEN VANAGON	CV7096	1999-01 VOLKSWAGEN BEETLE, GOLF, JETTA
CV7035	1983-92 VOLKSWAGEN VANAGON	CV7098	2000-01 VOLKSWAGEN GOLF, JETTA
CV7036	1983-92 VOLKSWAGEN VANAGON	CV7301	2001-02 VOLKSWAGEN EUROVAN
CV7045	1990-97 VOLKSWAGEN PASSAT	CV7302	2001-02 VOLKSWAGEN EUROVAN
CV7046	1990-97 VOLKSWAGEN PASSAT	CV7303	2000-01 VOLKSWAGEN PASSAT
CV7049	1992-96 VOLKSWAGEN EUROVAN	CV7304	2000-01 VOLKSWAGEN PASSAT
CV7050	1992-96 VOLKSWAGEN EUROVAN	CV7305	2001 VOLKSWAGEN PASSAT
CV7051	1992-96 VOLKSWAGEN EUROVAN	CV7306	2001 VOLKSWAGEN PASSAT
CV7052	1992-96 VOLKSWAGEN EUROVAN	CV7601	1983-87 MAZDA 626
CV7053	1993-02 VOLKSWAGEN CABRIO, CABRIOLET, GOLF, JETTA	CV7602	1983-87 MAZDA 626
CV7054	1993-02 VOLKSWAGEN CABRIO, CABRIOLET, GOLF, JETTA	CV7608	1986-92 MAZDA RX-7
CV7055	1992-98 VOLKSWAGEN CORRADO, GOLF, JETTA	CV7610	1986-92 MAZDA RX-7
CV7056	1992-98 VOLKSWAGEN CORRADO, GOLF, JETTA	CV7611	1988-91 MAZDA 929
CV7057	1993-97 VOLKSWAGEN PASSAT	CV7612	1988-91 MAZDA 929
CV7058	1993-97 VOLKSWAGEN PASSAT	CV7615	1987-94 MERCURY CAPRI, TRACER
CV7059	1992-97 VOLKSWAGEN PASSAT		1981-89 MAZDA 323, GLC
CV7060	1992-97 VOLKSWAGEN PASSAT	CV7616	1987-94 MERCURY CAPRI, TRACER
CV7061	1995-02 VOLKSWAGEN CABRIO, CABRIOLET, GOLF, JETTA, PASSAT		1981-89 MAZDA 323, GLC
CV7062	1995-02 VOLKSWAGEN CABRIO, CABRIOLET, GOLF, JETTA, PASSAT	CV7617	1987-93 MAZDA B2200, B2600
CV7069	1998 VOLKSWAGEN BEETLE	CV7618	1987-93 MAZDA B2200, B2600
CV7070	1998 VOLKSWAGEN BEETLE	CV7619	1989-92 FORD PROBE
			1988-92 MAZDA 626, MX-6
		CV7620	1989-92 FORD PROBE
			1988-92 MAZDA 626, MX-6
		CV7621	1989-92 FORD PROBE

Buyer's Guide

DRIVETRAIN - CV SHAFT

Part No.	Vehicle Application		Part No.	Vehicle Application	
CV7621	1988-92	MAZDA 626, MX-6	CV7682	1995-98	MAZDA PROTEGE
CV7622	1989-92	FORD PROBE	CV7683	1995-98	MAZDA PROTEGE
	1988-92	MAZDA 626, MX-6	CV7685	1995-96	MAZDA PROTEGE
CV7627	1990-94	MAZDA 323	CV7687	1995-96	MAZDA PROTEGE
CV7628	1990-94	MAZDA 323	CV7688	1995-98	MAZDA PROTEGE
CV7629	1990-95	MAZDA 323, PROTEGE	CV7689	1995-98	MAZDA PROTEGE
CV7630	1990-95	MAZDA 323, PROTEGE	CV7690	1995-98	MAZDA PROTEGE
CV7634	1989-95	MAZDA MPV	CV7691	1995-98	MAZDA PROTEGE
CV7635	1989-95	MAZDA MPV	CV7692	1995	MAZDA PROTEGE
CV7638	1989-92	FORD PROBE	CV7693	1995	MAZDA PROTEGE
	1988-92	MAZDA 626, MX-6	CV7694	1995	MAZDA PROTEGE
CV7639	1989-92	FORD PROBE	CV7695	1995	MAZDA PROTEGE
	1988-92	MAZDA 626, MX-6	CV7696	1995	MAZDA MILLENIA
CV7640	1986-89	MAZDA 323	CV7697	1995	MAZDA MILLENIA
CV7641	1986-89	MAZDA 323	CV7698	1995-02	MAZDA MILLENIA
CV7642	1991-94	MERCURY CAPRI	CV7699	1995-02	MAZDA MILLENIA
	1988-89	MAZDA 323	CV7900	1994	MAZDA MX-3
CV7643	1991-94	MERCURY CAPRI	CV7901	1994	MAZDA MX-3
	1988-89	MAZDA 323	CV7902	1994	MAZDA MX-3
CV7645	1990-93	MAZDA MIATA	CV7903	1994-97	MAZDA MIATA
CV7646	1992-96	MAZDA MX-3	CV7904	1994-97	MAZDA MIATA
CV7647	1992-93	MAZDA MX-3	CV7905	1990-93	MAZDA MIATA
CV7648	1992-94	MAZDA MX-3	CV7906	1996-98	MAZDA MPV
CV7649	1992-93	MAZDA MX-3	CV7907	1996-98	MAZDA MPV
CV7650	1992-94	MAZDA MX-3	CV7908	1993-95	KIA SEPHIA
CV7651	1992-93	MAZDA MX-3	CV7909	1993-95	KIA SEPHIA
CV7652	1994-02	MAZDA 626, MX-6	CV7910	1993-97	KIA SEPHIA
	1994-97	FORD PROBE	CV7911	1993-97	KIA SEPHIA
CV7656	1993-02	MAZDA 626, MX-6	CV7912	1995-97	KIA SEPHIA
	1993-97	FORD PROBE	CV7913	1995-97	KIA SEPHIA
CV7657	1993-02	MAZDA 626, MX-6	CV7914	1995-97	KIA SEPHIA
	1993-97	FORD PROBE	CV7915	1995-97	KIA SEPHIA
CV7658	1993-02	MAZDA 626, MX-6	CV7916	1995-97	KIA SEPHIA
	1993-97	FORD PROBE	CV7918	1995-97	KIA SEPHIA
CV7659	1993-02	MAZDA 626, MX-6	CV7920	1994-96	MAZDA MX-3
	1993-97	FORD PROBE	CV7921	1994-96	MAZDA MX-3
CV7660	1990-91	MAZDA 323, PROTEGE	CV7922	1997-98	MAZDA PROTEGE
CV7661	1990-91	MAZDA 323, PROTEGE	CV7923	1997-98	MAZDA PROTEGE
CV7662	1990-91	MAZDA 323, PROTEGE	CV7924	1988-91	MAZDA 929
CV7663	1990-91	MAZDA 323, PROTEGE	CV7925	1988-91	MAZDA 929
CV7664	1993-95	MAZDA RX-7	CV7926	1989-92	FORD PROBE
CV7665	1992-95	MAZDA 929		1988-92	MAZDA 626, MX-6
CV7667	1986-89	MAZDA 323	CV7927	1989-92	FORD PROBE
CV7668	1986-89	MAZDA 323		1988-92	MAZDA 626, MX-6
CV7669	1993-02	MAZDA 626, MX-6	CV7928	1995-00	KIA SPORTAGE
	1993-97	FORD PROBE	CV7929	1995-00	KIA SPORTAGE
CV7670	1993-02	MAZDA 626, MX-6	CV7930	1995-00	MAZDA MILLENIA
	1993-97	FORD PROBE	CV7931	1995-00	MAZDA MILLENIA
CV7671	1993-02	MAZDA 626, MX-6	CV7932	1998-01	KIA SEPHIA, SPECTRA
	1993-97	FORD PROBE	CV7933	1998-01	KIA SEPHIA, SPECTRA
CV7672	1993-02	MAZDA 626, MX-6	CV7934	1998-01	KIA SEPHIA, SPECTRA
	1993-97	FORD PROBE	CV7935	1998-01	KIA SEPHIA, SPECTRA
CV7675	1994-02	MAZDA 626, MX-6	CV7936	1998-01	KIA SEPHIA, SPECTRA
	1994-97	FORD PROBE	CV7937	1998-01	KIA SEPHIA, SPECTRA
CV7677	1994-98	MAZDA MX-3, PROTEGE	CV7938	2001-02	KIA RIO
CV7678	1992-94	MAZDA MX-3	CV7939	2001-02	KIA RIO
CV7679	1992-93	MAZDA MX-3	CV7940	2001-02	KIA RIO
CV7680	1995-98	MAZDA PROTEGE	CV7941	2001-02	KIA RIO

Buyer's Guide

DRIVETRAIN - CV SHAFT

Part No.			Vehicle Application			Part No.			Vehicle Application		
CV7942	2001-02	KIA RIO	CV8034	2000-02	SUBARU FORESTER, IMPREZA, LEGACY, OUTBACK						
CV7943	2001-02	KIA RIO	CV8035	1995-00	SUBARU FORESTER, IMPREZA, LEGACY						
CV7944	2001-02	KIA RIO	CV8036	1995-00	SUBARU FORESTER, IMPREZA, LEGACY						
CV7945	2001-02	KIA RIO	CV8037	1993-99	SUBARU IMPREZA, LEGACY						
CV7946	1999-01	MAZDA PROTEGE	CV8038	2000	SUBARU LEGACY						
CV7947	1999-01	MAZDA PROTEGE	CV8039	2000	SUBARU LEGACY						
CV7948	1999-01	MAZDA PROTEGE	CV8040	2000-01	SUBARU IMPREZA						
CV7949	1999-01	MAZDA PROTEGE	CV8401	1986-89	ACURA INTEGRA						
CV7950	1999-01	MAZDA PROTEGE	CV8402	1986-89	ACURA INTEGRA						
CV7951	1999-01	MAZDA PROTEGE	CV8403	1986-90	ACURA LEGEND						
CV7952	1999-01	MAZDA PROTEGE	CV8406	1990-93	ACURA INTEGRA						
CV7953	1999-01	MAZDA PROTEGE	CV8407	1994-00	HONDA CIVIC, CIVIC DEL SOL						
CV7954	1999-00	MAZDA PROTEGE		1990-01	ACURA INTEGRA						
CV7955	1999-00	MAZDA PROTEGE	CV8408	1986-90	ACURA LEGEND						
CV7956	1999-00	MAZDA PROTEGE	CV8409	1989-90	ACURA LEGEND						
CV7957	1999-00	MAZDA PROTEGE	CV8410	1990-93	ACURA INTEGRA						
CV7958	1999-00	MAZDA PROTEGE	CV8411	1994-97	HONDA CIVIC DEL SOL						
CV7959	1999-00	MAZDA PROTEGE		1990-01	ACURA INTEGRA						
CV7960	1999-00	MAZDA PROTEGE	CV8416	1989-90	ACURA LEGEND						
CV7961	1999-00	MAZDA PROTEGE	CV8418	1991-95	ACURA LEGEND						
CV7966	1999-02	MAZDA MIATA	CV8419	1991-95	ACURA LEGEND						
CV7967	1999-02	MAZDA MIATA	CV8420	1991-01	ACURA NSX						
CV7968	2001-02	MAZDA MILLENNIA	CV8421	1991-01	ACURA NSX						
CV7969	2001-02	MAZDA MILLENNIA	CV8422	1991-01	ACURA NSX						
CV7970	2000-01	MAZDA MPV	CV8423	1992-94	ACURA VIGOR						
CV7971	2000-01	MAZDA MPV	CV8424	1992-94	ACURA VIGOR						
CV7972	2000-01	MAZDA MPV	CV8425	1994-01	ACURA INTEGRA						
CV7973	2000-01	MAZDA MPV		1994-97	HONDA CIVIC DEL SOL						
CV7974	2002	MAZDA MPV	CV8429	1994-01	ACURA INTEGRA						
CV7975	2002	MAZDA MPV		1994-00	HONDA CIVIC, CIVIC DEL SOL						
CV7976	2002	MAZDA MPV	CV8433	1995-98	ACURA TL						
CV7977	2002	MAZDA MPV	CV8434	1995-98	ACURA TL						
CV7978	2001-02	MAZDA PROTEGE, PROTEGE5	CV8435	1996-98	ACURA RL, TL						
CV7979	2001-02	MAZDA PROTEGE, PROTEGE5	CV8436	1996-98	ACURA RL, TL						
CV7980	2001-02	MAZDA PROTEGE, PROTEGE5	CV8444	1999-02	ACURA RL						
CV7981	2001-02	MAZDA PROTEGE, PROTEGE5	CV8445	1999-02	ACURA RL						
CV7982	2001-02	MAZDA PROTEGE, PROTEGE5	CV8446	2000-02	ACURA TL						
CV7983	2001-02	MAZDA PROTEGE, PROTEGE5	CV8447	2000-02	ACURA TL						
CV7984	2001-02	MAZDA PROTEGE, PROTEGE5	CV8448	1999	ACURA TL						
CV7985	2001-02	MAZDA PROTEGE, PROTEGE5	CV8449	1999	ACURA TL						
CV8000	1989-94	SUBARU JUSTY	CV8450	2001-02	ACURA CL						
CV8001	1985-94	SUBARU DL, GL, GL-10, LOYALE, RX, XT	CV8451	2001-02	ACURA CL						
CV8002	1985-91	SUBARU GL, GL-10, LOYALE, RX, XT	CV8452	2001-02	ACURA MDX						
CV8004	1980-87	SUBARU BRAT, DL, GL, GLF, STANDARD	CV8453	2001-02	ACURA MDX						
CV8008	1978-79	SUBARU BRAT	CV8454	2002	ACURA RSX						
CV8009	1987-88	SUBARU JUSTY	CV8455	2002	ACURA RSX						
CV8010	1987-88	SUBARU JUSTY	CV8456	2002	ACURA RSX						
CV8011	1990-96	SUBARU LEGACY	CV8457	2002	ACURA RSX						
CV8014	1990-00	SUBARU FORESTER, IMPREZA, LEGACY	CV8458	2002	ACURA RSX						
CV8016	1989-94	SUBARU JUSTY	CV8459	2002	ACURA RSX						
CV8017	1989-90	SUBARU JUSTY	CV8601	1988	CHEVROLET NOVA						
CV8018	1988-91	SUBARU XT6		1983-88	TOYOTA COROLLA						
CV8024	1993-95	SUBARU IMPREZA	CV8603	1988	CHEVROLET NOVA						
CV8027	1989-94	SUBARU JUSTY		1983-88	TOYOTA COROLLA						
CV8028	1990-94	SUBARU LEGACY	CV8604	1980-82	TOYOTA TERCEL						
CV8029	1992-97	SUBARU SVX	CV8605	1980-82	TOYOTA TERCEL						
CV8032	1992-97	SUBARU SVX	CV8606	1983-90	TOYOTA TERCEL						
CV8033	1992-97	SUBARU SVX									

Buyer's Guide

DRIVETRAIN - CV SHAFT

Part No.	Vehicle Application		Part No.	Vehicle Application	
CV8607	1983-90	TOYOTA TERCEL	CV8677	1990-93	TOYOTA CELICA
CV8608	1987-90	TOYOTA TERCEL	CV8678	1990-93	TOYOTA CELICA
CV8609	1987-90	TOYOTA TERCEL	CV8679	1990-93	TOYOTA CELICA
CV8610	1986-89	TOYOTA CELICA	CV8681	1990-93	TOYOTA CELICA
CV8614	1986-89	TOYOTA CELICA	CV8683	1986-92	TOYOTA CRESSIDA, SUPRA
CV8615	1986-89	TOYOTA CELICA	CV8684	1992-01	TOYOTA CAMRY, SOLARA
CV8616	1986-89	TOYOTA CELICA	CV8685	1992-01	TOYOTA CAMRY, SOLARA
CV8617	1986-89	TOYOTA CELICA	CV8686	1992-01	TOYOTA CAMRY, SOLARA
CV8621	1979-90	TOYOTA LAND CRUISER	CV8687	1992-01	TOYOTA CAMRY, SOLARA
CV8622	1979-90	TOYOTA LAND CRUISER	CV8688	1992-96	TOYOTA AVALON, CAMRY
CV8623	1985-88	TOYOTA CRESSIDA	CV8690	1992-96	LEXUS ES300
CV8624	1988-93	TOYOTA CELICA		1992-96	TOYOTA AVALON, CAMRY
CV8625	1983-91	TOYOTA CAMRY	CV8692	1991-94	TOYOTA TERCEL
CV8628	1984-86	TOYOTA CAMRY	CV8693	1991-94	TOYOTA TERCEL
CV8632	1986-95	TOYOTA 4RUNNER, PICKUP	CV8694	1992-99	TOYOTA PASEO
CV8633	1984-85	TOYOTA COROLLA	CV8695	1992-99	TOYOTA PASEO
CV8634	1984-85	TOYOTA COROLLA	CV8696	1992-99	TOYOTA PASEO
CV8636	1984-89	TOYOTA VAN, VAN WAGON	CV8697	1992-99	TOYOTA PASEO
CV8637	1988-91	TOYOTA CAMRY	CV8901	1993-98	TOYOTA T100
CV8638	1988-91	TOYOTA CAMRY	CV8903	1992-00	LEXUS GS300, SC300, SC400
CV8639	1985-86	TOYOTA MR2	CV8904	1992-00	LEXUS GS300, SC300, SC400
CV8640	1985-86	TOYOTA MR2	CV8905	1992-02	LEXUS GS300, GS400, GS430, SC300, SC400, SC430
CV8641	1985-89	TOYOTA MR2	CV8906	1992-02	LEXUS GS300, GS400, GS430, SC300, SC400, SC430
CV8642	1985-89	TOYOTA MR2	CV8907	1990-94	LEXUS LS400
CV8643	1987-89	TOYOTA COROLLA	CV8908	1990-94	LEXUS LS400
CV8644	1987-89	TOYOTA COROLLA	CV8909	1998-02	CHEVROLET PRIZM
CV8645	1988	CHEVROLET NOVA		1993-02	TOYOTA COROLLA
CV8646	1988	CHEVROLET NOVA		1993-97	GEO PRIZM
CV8647	1988-91	TOYOTA CAMRY	CV8910	1998-02	CHEVROLET PRIZM
CV8648	1988-91	TOYOTA CAMRY		1993-02	TOYOTA COROLLA
CV8649	1980-85	TOYOTA SUPRA		1993-97	GEO PRIZM
CV8650	1983-85	TOYOTA CELICA	CV8911	1998-02	CHEVROLET PRIZM
CV8651	1989-92	GEO PRIZM		1993-02	TOYOTA COROLLA
	1987-92	TOYOTA COROLLA		1993-97	GEO PRIZM
	1985-88	CHEVROLET NOVA	CV8912	1998-02	CHEVROLET PRIZM
CV8652	1989-92	GEO PRIZM		1993-02	TOYOTA COROLLA
	1987-92	TOYOTA COROLLA		1993-97	GEO PRIZM
	1985-88	CHEVROLET NOVA	CV8919	1995-00	LEXUS LS400
CV8655	1990-91	TOYOTA COROLLA	CV8920	1995-00	LEXUS LS400
CV8656	1990-91	TOYOTA COROLLA	CV8923	1994-97	TOYOTA CELICA
CV8657	1989-90	TOYOTA CAMRY	CV8924	1994-97	TOYOTA CELICA
CV8658	1989-90	TOYOTA CAMRY	CV8925	1994-97	TOYOTA CELICA
CV8659	1990-91	LEXUS ES250	CV8926	1994-97	TOYOTA CELICA
	1988-91	TOYOTA CAMRY	CV8927	1994-99	TOYOTA CELICA
CV8661	1988-91	TOYOTA CAMRY	CV8928	1994-99	TOYOTA CELICA
CV8662	1988-91	TOYOTA CAMRY	CV8929	1994-99	TOYOTA CELICA
CV8663	1990-93	TOYOTA CAMRY, CELICA	CV8930	1994-99	TOYOTA CELICA
CV8664	1990-93	TOYOTA CAMRY, CELICA	CV8931	1994-99	TOYOTA CELICA
CV8665	1988-91	TOYOTA CAMRY	CV8932	1994-99	TOYOTA CELICA
CV8666	1988-89	TOYOTA CELICA	CV8933	1994-99	TOYOTA CELICA
CV8667	1991-97	TOYOTA PREVIA	CV8934	1994-99	TOYOTA CELICA
CV8668	1991-97	TOYOTA PREVIA	CV8935	1991-97	TOYOTA LAND CRUISER
CV8669	1988-00	TOYOTA COROLLA, RAV4	CV8936	1991-97	TOYOTA LAND CRUISER
CV8670	1988-00	TOYOTA COROLLA, RAV4	CV8937	1996-97	LEXUS LX450
CV8671	1990-93	TOYOTA CELICA		1991-97	TOYOTA LAND CRUISER
CV8672	1990-93	TOYOTA CELICA	CV8938	1996-97	LEXUS LX450
CV8673	1990-93	TOYOTA CELICA			
CV8674	1990-93	TOYOTA CELICA			

Buyer's Guide

DRIVETRAIN - CV SHAFT

Part No. Vehicle Application			Part No. Vehicle Application		
CV8938	1991-97	TOYOTA LAND CRUISER	CV9008	2000-01	TOYOTA AVALON
CV8939	1991-95	TOYOTA MR2	CV9009	2002	TOYOTA AVALON, SIENNA, SOLARA
CV8940	1991-95	TOYOTA MR2	CV9010	2002	TOYOTA AVALON, SOLARA
CV8941	1991-95	TOYOTA MR2	CV9011	2002	TOYOTA CAMRY
CV8942	1991-95	TOYOTA MR2	CV9012	2002	TOYOTA CAMRY
CV8943	1991-95	TOYOTA MR2	CV9013	2002	TOYOTA CAMRY
CV8944	1991-95	TOYOTA MR2	CV9014	2002	TOYOTA CAMRY
CV8945	1991-95	TOYOTA MR2	CV9015	2002	TOYOTA CAMRY
CV8946	1991-95	TOYOTA MR2	CV9016	2002	TOYOTA CAMRY
CV8947	1993-95	TOYOTA SUPRA	CV9017	2002	TOYOTA CAMRY
CV8948	1993-95	TOYOTA SUPRA	CV9018	2002	TOYOTA CAMRY
CV8949	1993-95	TOYOTA SUPRA	CV9019	2002	TOYOTA CAMRY
CV8950	1993-95	TOYOTA SUPRA	CV9020	2002	TOYOTA CAMRY
CV8951	1992-94	TOYOTA TERCEL	CV9021	2000-02	TOYOTA CELICA
CV8952	1992-94	TOYOTA TERCEL	CV9022	2000-02	TOYOTA CELICA
CV8953	1995-98	TOYOTA TERCEL	CV9023	2000-02	TOYOTA CELICA
CV8954	1995-98	TOYOTA TERCEL	CV9024	2000-02	TOYOTA CELICA
CV8955	1995-98	TOYOTA TERCEL	CV9025	2000-02	TOYOTA CELICA
CV8956	1995-98	TOYOTA TERCEL	CV9026	2000-02	TOYOTA CELICA
CV8957	1997-01	LEXUS ES300	CV9027	2000-02	TOYOTA CELICA
	1997-01	TOYOTA AVALON, CAMRY, SIENNA, SOLARA	CV9028	2000-02	TOYOTA CELICA
CV8958	1997-01	LEXUS ES300	CV9029	2000-02	TOYOTA CELICA
	1997-01	TOYOTA AVALON, CAMRY, SIENNA, SOLARA	CV9030	2000-02	TOYOTA CELICA
CV8963	1997-01	TOYOTA CAMRY, SOLARA	CV9031	2000-02	TOYOTA CELICA
CV8964	1997-01	TOYOTA CAMRY, SOLARA	CV9032	2000-02	TOYOTA CELICA
CV8965	1996-02	TOYOTA 4RUNNER	CV9033	2001-02	TOYOTA HIGHLANDER
CV8966	1996-00	TOYOTA RAV4	CV9034	2001-02	TOYOTA HIGHLANDER
CV8967	1996-00	TOYOTA RAV4	CV9035	2001-02	TOYOTA HIGHLANDER
CV8968	1996-00	TOYOTA RAV4	CV9036	2000-02	TOYOTA MR2 SPYDER
CV8969	1996-00	TOYOTA RAV4	CV9037	2000-02	TOYOTA MR2 SPYDER
CV8970	1996-00	TOYOTA RAV4	CV9038	2001-02	TOYOTA PRIUS
CV8971	1996-00	TOYOTA RAV4	CV9039	2001-02	TOYOTA PRIUS
CV8972	1996-00	TOYOTA RAV4	CV9040	2001-02	TOYOTA RAV4
CV8973	1996-00	TOYOTA RAV4	CV9041	2001-02	TOYOTA RAV4
CV8974	1996-00	TOYOTA RAV4	CV9042	2001-02	TOYOTA RAV4
CV8975	1996-00	TOYOTA RAV4	CV9043	2001-02	TOYOTA RAV4
CV8978	1995-02	TOYOTA TACOMA	CV9044	2001-02	TOYOTA RAV4
CV8980	1995-00	TOYOTA TACOMA	CV9045	2001-02	TOYOTA RAV4
CV8992	1989-90	TOYOTA CAMRY	CV9046	2001-02	TOYOTA RAV4
CV8993	1989-90	TOYOTA CAMRY	CV9047	2001-02	TOYOTA RAV4
CV8994	1998-02	LEXUS LX470	CV9048	2001-02	TOYOTA RAV4
	1998-02	TOYOTA LAND CRUISER	CV9049	2001-02	TOYOTA RAV4
CV8995	2001-02	TOYOTA HIGHLANDER	CV9050	2001	TOYOTA SIENNA
	1999-02	LEXUS RX300	CV9051	2002	TOYOTA SIENNA
CV8996	2001-02	TOYOTA HIGHLANDER	CV9052	2002	TOYOTA SOLARA
	1999-02	LEXUS RX300	CV9053	2002	TOYOTA SOLARA
CV8997	2001-02	TOYOTA HIGHLANDER	CV9401	1989-91	CHEVROLET SPRINT
	1999-02	LEXUS RX300		1989-91	GEO METRO
CV8998	2001-02	TOYOTA HIGHLANDER		1989-91	PONTIAC FIREFLY
	1999-02	LEXUS RX300	CV9402	1989-91	CHEVROLET SPRINT
CV8999	2000-02	TOYOTA SEQUOIA, TUNDRA		1989-91	GEO METRO
CV9000	2000-02	TOYOTA ECHO		1989-91	PONTIAC FIREFLY
CV9001	2000-02	TOYOTA ECHO	CV9407	1989-91	CHEVROLET SPRINT
CV9002	2000-02	TOYOTA ECHO		1989-91	GEO METRO
CV9003	2000-02	TOYOTA ECHO		1989-91	PONTIAC FIREFLY
CV9005	2002	LEXUS ES300	CV9408	1989-91	CHEVROLET SPRINT
CV9006	2002	LEXUS ES300		1989-91	GEO METRO
CV9007	2000-01	TOYOTA AVALON		1989-91	PONTIAC FIREFLY

Buyer's Guide

DRIVETRAIN - CV SHAFT

Part No.	Vehicle Application		Part No.	Vehicle Application	
CV9410	1991-93	ISUZU STYLUS	CV9438	1998-01	CHEVROLET METRO
	1990-93	GEO STORM		1995-01	SUZUKI SWIFT
CV9411	1991-93	ISUZU STYLUS	1995-99	PONTIAC FIREFLY	
	1990-93	GEO STORM	1995-97	GEO METRO	
CV9412	1991-93	ISUZU STYLUS	CV9439	1998-01	CHEVROLET METRO
	1990-93	GEO STORM		1995-01	SUZUKI SWIFT
CV9413	1991-93	ISUZU STYLUS	1995-99	PONTIAC FIREFLY	
	1990-93	GEO STORM	1995-97	GEO METRO	
CV9421	1994	PONTIAC FIREFLY	CV9440	1998-01	CHEVROLET METRO
	1992-94	GEO METRO		1995-01	SUZUKI SWIFT
	1992-94	SUZUKI SWIFT		1995-99	PONTIAC FIREFLY
	1992-93	CHEVROLET METRO		1995-97	GEO METRO
CV9422	1994	PONTIAC FIREFLY	CV9501	1981-87	ISUZU PICKUP, TROOPER
	1992-94	GEO METRO		CV9502	1981-87
	1992-94	SUZUKI SWIFT	CV9503		1987
	1992-93	CHEVROLET METRO	CV9504	1987	ISUZU TROOPER
CV9423	1994	PONTIAC FIREFLY	CV9505	1994-95	HONDA PASSPORT
	1992-94	GEO METRO		1989-91	PASSPORT PICKUP, TROOPER II
	1992-94	SUZUKI SWIFT	1988-95	ISUZU AMIGO, PICKUP, RODEO, TROOPER	
	1992-93	CHEVROLET METRO	CV9506	1994-95	HONDA PASSPORT
1994	PONTIAC FIREFLY	1989-91		PASSPORT PICKUP, TROOPER II	
CV9424	1992-94	GEO METRO	1988-95	ISUZU AMIGO, PICKUP, RODEO, TROOPER	
	1992-94	SUZUKI SWIFT	CV9508	1993	ASUNA SUNFIRE
	1992-93	CHEVROLET METRO		1990-93	GEO STORM
	1992-94	SUZUKI SWIFT	1990-92	ISUZU IMPULSE, STYLUS	
CV9426	1994	PONTIAC FIREFLY	CV9509	1993	ASUNA SUNFIRE
	1992-94	CHEVROLET METRO		1990-93	GEO STORM
CV9429	1998-01	CHEVROLET METRO	CV9510	1990-92	ISUZU IMPULSE, STYLUS
	1995-01	SUZUKI SWIFT		1993	ASUNA SUNFIRE
	1995-99	PONTIAC FIREFLY	1990-93	GEO STORM	
	1995-97	GEO METRO	1990-92	ISUZU IMPULSE, STYLUS	
CV9430	1998-01	CHEVROLET METRO	CV9515	1990-92	ISUZU IMPULSE
	1995-01	SUZUKI SWIFT	CV9516	1990-92	ISUZU IMPULSE
	1995-99	PONTIAC FIREFLY	CV9517	1990-92	ISUZU IMPULSE
	1995-97	GEO METRO	CV9518	1990-92	ISUZU IMPULSE
CV9431	1998-01	CHEVROLET METRO	CV9520	1992-94	ISUZU TROOPER
	1995-01	SUZUKI SWIFT	CV9521	1992-94	ISUZU TROOPER
	1995-99	PONTIAC FIREFLY	CV9522	1996-97	HONDA PASSPORT
	1995-97	GEO METRO	1996-97	ISUZU RODEO	
CV9432	1998-01	CHEVROLET METRO	CV9525	1996-99	ACURA SLX
	1995-01	SUZUKI SWIFT		1994-02	ISUZU TROOPER
	1995-99	PONTIAC FIREFLY	CV9600	1999-02	DAEWOO LANOS
	1995-97	GEO METRO	CV9601	1999-02	DAEWOO LANOS
CV9433	1998-00	CHEVROLET METRO	CV9602	1999-02	DAEWOO LANOS
	1995-99	PONTIAC FIREFLY	CV9603	1999-02	DAEWOO LANOS
	1995-97	GEO METRO	CV9604	1999-02	DAEWOO LANOS
CV9434	1998-00	CHEVROLET METRO	CV9605	1999-02	DAEWOO LANOS
	1995-99	PONTIAC FIREFLY	CV9606	1999-02	DAEWOO LANOS
	1995-97	GEO METRO	CV9607	1999-02	DAEWOO LANOS
CV9435	1998-00	CHEVROLET METRO	CV9608	1999-02	DAEWOO LEGANZA
	1995-99	PONTIAC FIREFLY	CV9609	1999-02	DAEWOO LEGANZA
	1995-97	GEO METRO	CV9610	1999-02	DAEWOO LEGANZA
CV9436	1998-00	CHEVROLET METRO	CV9611	1999-02	DAEWOO LEGANZA
	1995-99	PONTIAC FIREFLY	CV9612	1999-02	DAEWOO LEGANZA
	1995-97	GEO METRO	CV9613	1999-02	DAEWOO LEGANZA
CV9437	1998-01	CHEVROLET METRO	CV9614	1999-02	DAEWOO LEGANZA
	1995-01	SUZUKI SWIFT	CV9615	1999-02	DAEWOO LEGANZA
	1995-99	PONTIAC FIREFLY	CV9616	1999-02	DAEWOO NUBIRA
1995-97	GEO METRO				

Buyer's Guide**DRIVETRAIN - CV SHAFT**

Part No.	Vehicle Application		Part No.	Vehicle Application	
CV9617	1999-02	DAEWOO NUBIRA	CV9737	1995-98	HYUNDAI SONATA
CV9618	1999	DAEWOO NUBIRA	CV9738	1995-96	HYUNDAI SONATA
CV9619	1999	DAEWOO NUBIRA	CV9739	1995-98	HYUNDAI SONATA
CV9620	1999	DAEWOO NUBIRA	CV9740	1995-98	HYUNDAI SONATA
CV9621	1999	DAEWOO NUBIRA	CV9741	1995-98	HYUNDAI SONATA
CV9622	2000-02	DAEWOO NUBIRA	CV9742	1995-98	HYUNDAI SONATA
CV9623	2000-02	DAEWOO NUBIRA	CV9743	1995-98	HYUNDAI SONATA
CV9624	2000-02	DAEWOO NUBIRA	CV9744	1995-98	HYUNDAI SONATA
CV9625	2000-02	DAEWOO NUBIRA	CV9745	1995-98	HYUNDAI SONATA
CV9626	1998-02	ISUZU AMIGO, AXIOM, RODEO, RODEO SPORT	CV9746	1995-98	HYUNDAI SONATA
	1998-01	HONDA PASSPORT	CV9749	1995	HYUNDAI ELANTRA
CV9627	2002	DAEWOO NUBIRA	CV9750	1995	HYUNDAI ELANTRA
CV9628	2002	DAEWOO NUBIRA	CV9751	1994	HYUNDAI ELANTRA
CV9629	2002	DAEWOO NUBIRA	CV9752	1994	HYUNDAI ELANTRA
CV9630	2002	DAEWOO NUBIRA	CV9753	1994	HYUNDAI ELANTRA
CV9631	2002	HONDA PASSPORT	CV9754	1994	HYUNDAI ELANTRA
	2002	ISUZU RODEO, RODEO SPORT	CV9755	1996-98	HYUNDAI ELANTRA, TIBURON
CV9701	1987-89	MITSUBISHI PRECIS	CV9756	1996-98	HYUNDAI ELANTRA, TIBURON
	1986-89	HYUNDAI EXCEL	CV9757	1996-98	HYUNDAI ELANTRA, TIBURON
	1979-81	DODGE COLT	CV9758	1996-98	HYUNDAI ELANTRA, TIBURON
	1979-81	PLYMOUTH CHAMP, COLT	CV9759	1996-98	HYUNDAI ELANTRA, TIBURON
CV9702	1987-89	MITSUBISHI PRECIS	CV9760	1996-98	HYUNDAI ELANTRA, TIBURON
	1986-89	HYUNDAI EXCEL	CV9761	1996-98	HYUNDAI ELANTRA, TIBURON
	1979-81	DODGE COLT	CV9762	1996-98	HYUNDAI ELANTRA, TIBURON
	1979-81	PLYMOUTH CHAMP, COLT	CV9763	1997-01	HYUNDAI ELANTRA, TIBURON
CV9703	1990-91	HYUNDAI SONATA	CV9764	1997-01	HYUNDAI ELANTRA, TIBURON
CV9704	1990-91	HYUNDAI SONATA	CV9765	1997-98	HYUNDAI TIBURON
CV9705	1989-91	HYUNDAI SONATA	CV9766	1997-98	HYUNDAI TIBURON
CV9706	1989-91	HYUNDAI SONATA	CV9767	1995	HYUNDAI ELANTRA
	1984-88	MITSUBISHI CORDIA, TREDIA	CV9768	1995	HYUNDAI ELANTRA
CV9709	1990-94	HYUNDAI EXCEL, SCOUPE	CV9769	1995	HYUNDAI ELANTRA
	1990-93	MITSUBISHI PRECIS	CV9770	1995	HYUNDAI ELANTRA
CV9710	1990-94	HYUNDAI EXCEL, SCOUPE	CV9771	1994	HYUNDAI ELANTRA
	1990-93	MITSUBISHI PRECIS	CV9772	1994	HYUNDAI ELANTRA
CV9711	1992-93	HYUNDAI ELANTRA	CV9775	1997-01	HYUNDAI ELANTRA, TIBURON
CV9712	1992-93	HYUNDAI ELANTRA	CV9776	1997-01	HYUNDAI ELANTRA, TIBURON
CV9713	1992-93	HYUNDAI ELANTRA	CV9777	1997-98	HYUNDAI TIBURON
CV9714	1993	HYUNDAI ELANTRA	CV9778	1997-98	HYUNDAI TIBURON
CV9715	1993-95	HYUNDAI ELANTRA, SCOUPE	CV9779	1997-98	HYUNDAI SONATA
CV9717	1993-95	HYUNDAI SCOUPE	CV9780	1997-98	HYUNDAI SONATA
CV9719	1993-95	HYUNDAI SCOUPE	CV9781	2000-02	HYUNDAI ACCENT
CV9720	1992-94	HYUNDAI SONATA	CV9782	2000-02	HYUNDAI ACCENT
CV9721	1992-94	HYUNDAI SONATA	CV9783	2000-01	HYUNDAI ACCENT
CV9722	1992-94	HYUNDAI SONATA	CV9784	2000-01	HYUNDAI ACCENT
CV9723	1992-94	HYUNDAI SONATA	CV9785	2000-02	HYUNDAI ACCENT
CV9724	1992-94	HYUNDAI SONATA	CV9786	2000-02	HYUNDAI ACCENT
CV9725	1992-94	HYUNDAI SONATA	CV9787	2000-01	HYUNDAI ACCENT
CV9726	1992-94	HYUNDAI SONATA	CV9788	2000-01	HYUNDAI ACCENT
CV9727	1992-94	HYUNDAI SONATA	CV9789	1995	HYUNDAI ELANTRA
CV9728	1992-93	HYUNDAI ELANTRA	CV9790	1995	HYUNDAI ELANTRA
CV9729	1995-99	HYUNDAI ACCENT	CV9791	1999-01	HYUNDAI ELANTRA, TIBURON
CV9730	1995-99	HYUNDAI ACCENT	CV9792	1999-01	HYUNDAI ELANTRA, TIBURON
CV9731	1995-99	HYUNDAI ACCENT	CV9793	1999-01	HYUNDAI ELANTRA, TIBURON
CV9732	1995-99	HYUNDAI ACCENT	CV9794	1999-01	HYUNDAI ELANTRA, TIBURON
CV9733	1994	HYUNDAI ELANTRA	CV9795	2002	HYUNDAI ACCENT
CV9734	1994	HYUNDAI ELANTRA	CV9796	2002	HYUNDAI ACCENT
CV9735	1995-98	HYUNDAI SONATA	CV9797	2002	HYUNDAI ACCENT
CV9736	1995-96	HYUNDAI SONATA	CV9798	2002	HYUNDAI ACCENT

Buyer's Guide

DRIVETRAIN - CV SHAFT

Part No. Vehicle Application			Part No. Vehicle Application		
CV9799	2001-02	HYUNDAI XG300, XG350	CV9912	1998	VOLVO C70, S70, V70
CV9801	1985-95	SUZUKI SAMURAI	CV9913	1986-92	YUGO CABRIO, GV, GVL, GVS, GVX
CV9802	1985-95	SUZUKI SAMURAI	CV9914	1986-92	YUGO CABRIO, GV, GVL, GVS, GVX
CV9803	1998	CHEVROLET TRACKER	CV9915	1993-97	VOLVO 850
	1994-97	PONTIAC SUNRUNNER	CV9916	1993-97	VOLVO 850
	1992-95	ASUNA SUNRUNNER	CV9917	1993-97	VOLVO 850
	1989-98	SUZUKI SIDEKICK, X-90	CV9918	1993-97	VOLVO 850
	1989-97	GEO TRACKER	CV9919	1999-02	VOLVO S80
CV9804	1994-95	PONTIAC SUNRUNNER	CV9920	1999-02	VOLVO S80
	1992-95	ASUNA SUNRUNNER			
	1989-95	GEO TRACKER			
	1989-95	SUZUKI SIDEKICK			
CV9805	1994	PONTIAC FIREFLY			
	1992-94	CHEVROLET METRO			
	1989-94	SUZUKI SWIFT			
CV9806	1994	PONTIAC FIREFLY			
	1992-94	CHEVROLET METRO			
	1989-94	SUZUKI SWIFT			
CV9807	1989-94	SUZUKI SWIFT			
CV9808	1994	PONTIAC FIREFLY			
	1992-94	CHEVROLET METRO			
	1989-94	SUZUKI SWIFT			
CV9809	1989-94	SUZUKI SWIFT			
CV9810	1989-94	SUZUKI SWIFT			
CV9811	1989-94	SUZUKI SWIFT			
CV9812	1989-94	SUZUKI SWIFT			
CV9815	1992-93	SUZUKI SWIFT			
CV9816	1992-93	SUZUKI SWIFT			
CV9817	1992-93	SUZUKI SWIFT			
CV9818	1992-93	SUZUKI SWIFT			
CV9823	1995-00	SUZUKI ESTEEM			
CV9824	1995-00	SUZUKI ESTEEM			
CV9825	1995-00	SUZUKI ESTEEM			
CV9826	1995-00	SUZUKI ESTEEM			
CV9827	1996-02	SUZUKI GRAND VITARA, SIDEKICK			
CV9828	1996-98	SUZUKI SIDEKICK			
CV9831	1998	CHEVROLET TRACKER			
	1996-98	SUZUKI SIDEKICK, X-90			
	1996-97	GEO TRACKER			
	1996-97	PONTIAC SUNRUNNER			
CV9833	1999-02	SUZUKI VITARA			
CV9834	1999-02	SUZUKI VITARA			
CV9835	1999-02	SUZUKI GRAND VITARA			
CV9836	1999-02	SUZUKI GRAND VITARA			
CV9837	1999-02	SUZUKI GRAND VITARA			
CV9838	1999-02	SUZUKI ESTEEM			
CV9839	1999-02	SUZUKI ESTEEM			
CV9840	1999-02	SUZUKI ESTEEM			
CV9841	1999-02	SUZUKI ESTEEM			
CV9901	1986-92	YUGO CABRIO, GV			
CV9902	1986-92	YUGO CABRIO, GV			
CV9905	1993-98	VOLVO 850, C70, S70, V70			
CV9906	1993-98	VOLVO 850, C70, S70, V70			
CV9907	1993-98	VOLVO 850, C70, S70, V70			
CV9908	1993-98	VOLVO 850, C70, S70, V70			
CV9909	1994-98	VOLVO 850, C70, S70, V70			
CV9910	1994-98	VOLVO 850, C70, S70, V70			
CV9911	1998	VOLVO C70, S70, V70			

Buyer's Guide

DRIVETRAIN - CV SHAFT NEW OUTER JOINT

Part No.	Vehicle Application		Part No.	Vehicle Application	
CVX1013	1984-88	JEEP CHEROKEE, WAGONEER	CVX3333	1992-94	NISSAN MAXIMA
CVX1014	1993-98	JEEP GRAND CHEROKEE, GRAND WAGONEER	CVX3334	1992-94	NISSAN MAXIMA
CVX1015	1993-98	JEEP GRAND CHEROKEE, GRAND WAGONEER	CVX3335	1992-94	NISSAN MAXIMA
CVX1016	1984-92	JEEP CHEROKEE, WAGONEER	CVX3336	1992-94	NISSAN MAXIMA
CVX1017	1984-92	JEEP CHEROKEE, WAGONEER	CVX3337	1992-94	NISSAN MAXIMA
CVX1408	1984-91	BMW 318I, 325, 325E, 325IX	CVX3338	1992-94	NISSAN MAXIMA
CVX1409	1987-94	BMW 318IC, 325I, 325IC, 325IS	CVX3339	1992-94	NISSAN MAXIMA
CVX1410	1987-91	BMW 325I, 325IS	CVX3340	1992-94	NISSAN MAXIMA
CVX1411	1984-88	BMW 318I, 325, 325E	CVX3341	1992-94	NISSAN MAXIMA
CVX2042	1987-95	DODGE CARAVAN, GRAND CARAVAN	CVX3342	1992-94	NISSAN MAXIMA
	1987-95	PLYMOUTH GRAND VOYAGER	CVX3368	1991-94	NISSAN NX, SENTRA
CVX2043	1987-95	DODGE CARAVAN, GRAND CARAVAN	CVX3369	1991-94	NISSAN NX, SENTRA
	1987-95	PLYMOUTH GRAND VOYAGER	CVX3370	1991-94	NISSAN NX, SENTRA
CVX2093	1990-94	EAGLE 2000 GTX, TALON	CVX3371	1991-94	NISSAN NX, SENTRA
	1990-94	PLYMOUTH LASER	CVX3372	1995-99	NISSAN 200SX, SENTRA
	1989-94	MITSUBISHI ECLIPSE, GALANT	CVX3373	1995-99	NISSAN 200SX, SENTRA
CVX2094	1990-94	EAGLE 2000 GTX, TALON	CVX3374	1995-99	NISSAN 200SX, SENTRA
	1990-94	PLYMOUTH LASER	CVX3375	1995-99	NISSAN 200SX, SENTRA
	1989-94	MITSUBISHI ECLIPSE, GALANT	CVX3376	1995-99	NISSAN 200SX, SENTRA
CVX2096	1991-95	DODGE CARAVAN, GRAND CARAVAN	CVX3377	1995-99	NISSAN 200SX, SENTRA
	1991-95	PLYMOUTH GRAND VOYAGER	CVX3378	1995-99	NISSAN 200SX, SENTRA
CVX2100	1991-95	DODGE CARAVAN, GRAND CARAVAN	CVX3379	1995-99	NISSAN 200SX, SENTRA
	1991-95	PLYMOUTH GRAND VOYAGER	CVX4021	1986-95	FORD TAURUS
CVX2101	1992-95	DODGE CARAVAN, GRAND CARAVAN		1986-95	MERCURY SABLE
	1991-95	PLYMOUTH GRAND VOYAGER	CVX4022	1986-95	FORD TAURUS
CVX2103	1991-95	DODGE CARAVAN, GRAND CARAVAN		1986-95	MERCURY SABLE
	1991-95	PLYMOUTH GRAND VOYAGER	CVX4023	1986-91	FORD TAURUS
CVX2109	1990-94	EAGLE 2000 GTX, TALON		1986	MERCURY SABLE
	1990-94	PLYMOUTH LASER	CVX4024	1986-91	FORD TAURUS
	1989-94	MITSUBISHI ECLIPSE, GALANT		1986	MERCURY SABLE
CVX2147	1991-96	DODGE DAKOTA	CVX4025	1986-91	FORD TAURUS
CVX2171	1991-96	DODGE DAKOTA		1986	MERCURY SABLE
CVX2265	2000-02	CHRYSLER GRAND VOYAGER	CVX4026	1986-91	FORD TAURUS
	1996-02	DODGE CARAVAN, GRAND CARAVAN		1986	MERCURY SABLE
	1996-00	PLYMOUTH GRAND VOYAGER	CVX4031	1989-95	FORD TAURUS
CVX3037	1986-93	NISSAN D21 PICKUP, PATHFINDER	CVX4032	1989-95	FORD TAURUS
CVX3047	1991-94	NISSAN NX, SENTRA	CVX4048	1989-94	LINCOLN CONTINENTAL
CVX3048	1991-94	NISSAN NX, SENTRA	CVX4049	1989-94	LINCOLN CONTINENTAL
CVX3055	1989-94	NISSAN MAXIMA	CVX4050	1988	LINCOLN CONTINENTAL
CVX3056	1989-94	NISSAN MAXIMA		1986-95	FORD TAURUS
CVX3057	1989-94	NISSAN MAXIMA		1986-95	MERCURY SABLE
CVX3058	1989-94	NISSAN MAXIMA	CVX4051	1988	LINCOLN CONTINENTAL
CVX3062	1990-95	NISSAN AXCESS		1986-95	FORD TAURUS
CVX3063	1985-95	NISSAN AXCESS, MULTI, STANZA		1986-95	MERCURY SABLE
CVX3064	1990-95	NISSAN AXCESS	CVX4054	1991-96	FORD ESCORT
CVX3065	1990-95	NISSAN AXCESS		1991-96	MERCURY TRACER
CVX3076	1991-94	NISSAN NX, SENTRA		1990-95	MAZDA 323, PROTEGE
CVX3077	1991-94	NISSAN NX, SENTRA	CVX4055	1991-96	FORD ESCORT
CVX3078	1991-94	NISSAN NX, SENTRA		1991-96	MERCURY TRACER
CVX3080	1993-00	NISSAN QUEST		1990-95	MAZDA 323, PROTEGE
CVX3081	1993-00	NISSAN QUEST	CVX4062	1991-96	FORD ESCORT
CVX3092	1991-94	NISSAN NX, SENTRA		1991-96	MERCURY TRACER
CVX3094	1992-94	NISSAN MAXIMA		1990-95	MAZDA 323, PROTEGE
CVX3095	1992-94	NISSAN MAXIMA	CVX4063	1991-96	FORD ESCORT
CVX3096	1991-94	NISSAN NX, SENTRA		1991-96	MERCURY TRACER
CVX3097	1991-94	NISSAN NX, SENTRA	CVX4070	1990-91	FORD AEROSTAR
CVX3098	1991-94	NISSAN NX, SENTRA	CVX4071	1991-97	FORD AEROSTAR
CVX3099	1991-94	NISSAN NX, SENTRA	CVX4082	1989-95	FORD TAURUS

Buyer's Guide

DRIVETRAIN - CV SHAFT NEW OUTER JOINT

Part No.	Vehicle Application		Part No.	Vehicle Application	
CVX4083	1989-95	FORD TAURUS	CVX6009	1986-89	HONDA ACCORD
CVX4094	1993-00	MERCURY VILLAGER	CVX6010	1986-89	HONDA ACCORD
	1993-00	NISSAN QUEST	CVX6011	1986-89	HONDA ACCORD
CVX4095	1993-00	MERCURY VILLAGER	CVX6031	1985-87	HONDA PRELUDE
	1993-00	NISSAN QUEST	CVX6032	1985-87	HONDA PRELUDE
CVX4105	1994-96	FORD ESCORT	CVX6033	1985-87	HONDA PRELUDE
	1994-96	MERCURY TRACER	CVX6035	1984-87	HONDA PRELUDE
CVX4106	1994-96	FORD ESCORT	CVX6037	1984-87	HONDA PRELUDE
	1994-96	MERCURY TRACER	CVX6038	1984-87	HONDA PRELUDE
CVX4108	2000-02	MAZDA B2500, B3000, B4000	CVX6059	1988-91	HONDA CIVIC, CRX
	1997-01	MERCURY MOUNTAINEER	CVX6060	1988-91	HONDA CIVIC, CRX
	1995-02	FORD EXPLORER, RANGER	CVX6063	1988-89	HONDA PRELUDE
CVX4109	2000-02	MAZDA B2500, B3000, B4000	CVX6064	1988-89	HONDA PRELUDE
	1997-01	MERCURY MOUNTAINEER	CVX6080	1990-93	HONDA ACCORD
	1995-02	FORD EXPLORER, RANGER	CVX6081	1990-93	HONDA ACCORD
CVX4114	1995-98	FORD WINDSTAR	CVX6082	1990-93	HONDA ACCORD
CVX4115	1995-98	FORD WINDSTAR	CVX6084	1990-93	HONDA ACCORD
CVX4116	1995-98	FORD WINDSTAR	CVX6085	1990-93	HONDA ACCORD
CVX4117	1995-98	FORD WINDSTAR	CVX6086	1990-93	HONDA ACCORD
CVX4118	1995-02	MERCURY COUGAR, MYSTIQUE	CVX6088	1988-91	HONDA CIVIC, CRX
	1995-00	FORD CONTOUR	CVX6089	1988-91	HONDA CIVIC, CRX
CVX4119	1995-02	MERCURY COUGAR, MYSTIQUE	CVX6090	1990-91	HONDA PRELUDE
	1995-00	FORD CONTOUR	CVX6091	1990-91	HONDA PRELUDE
CVX4120	1995-02	MERCURY COUGAR, MYSTIQUE	CVX6092	1990-91	HONDA PRELUDE
	1995-00	FORD CONTOUR	CVX6093	1990-91	HONDA PRELUDE
CVX4121	1995-02	MERCURY COUGAR, MYSTIQUE	CVX6094	1997-00	ACURA EL
	1995-00	FORD CONTOUR		1992-00	HONDA CIVIC, CIVIC DEL SOL
CVX4138	1994-95	FORD TAURUS	CVX6095	1997-00	ACURA EL
	1994-95	MERCURY SABLE		1992-00	HONDA CIVIC, CIVIC DEL SOL
CVX4139	1994-95	FORD TAURUS	CVX6300	1994-97	HONDA ACCORD
	1994-95	MERCURY SABLE	CVX6301	1994-97	HONDA ACCORD
CVX4144	1996-02	FORD TAURUS	CVX6302	1997-99	ACURA CL
	1996-02	MERCURY SABLE		1994-97	HONDA ACCORD
CVX4146	1996-02	FORD TAURUS	CVX6303	1997-99	ACURA CL
	1996-02	MERCURY SABLE		1994-97	HONDA ACCORD
CVX5148	1988-00	GMC K1500 PICKUP, K1500 SUBURBAN, K2500 PICKUP, YUKON	CVX6304	1994-97	HONDA ACCORD
	1988-99	CHEVROLET K1500 PICKUP, K1500 SUBURBAN, K2500 PICKUP	CVX6305	1997-99	ACURA CL
				1994-97	HONDA ACCORD
CVX5149	1988-00	CHEVROLET K1500 SUBURBAN, K2500 PICKUP, K2500 SUBURBAN, K3500 PICKUP	CVX6306	1995-97	HONDA ACCORD
	1988-00	GMC K1500 SUBURBAN, K2500 PICKUP, K2500 SUBURBAN, K3500 PICKUP	CVX6307	1995-97	HONDA ACCORD
			CVX6308	1997-99	ACURA CL
				1995-97	HONDA ACCORD
CVX5262	1989-96	CHEVROLET ASTRO	CVX6309	1997-99	ACURA CL
	1989-96	GMC SAFARI		1995-97	HONDA ACCORD
CVX5263	1989-96	CHEVROLET ASTRO	CVX6310	1997-00	ACURA EL
	1989-96	GMC SAFARI		1992-00	HONDA CIVIC, CIVIC DEL SOL
CVX5273	1988-97	CHEVROLET BLAZER, K1500 PICKUP, K1500 SUBURBAN, K2500 PICKUP	CVX6311	1997-00	ACURA EL
	1988-97	GMC K1500 PICKUP, K1500 SUBURBAN, K2500 PICKUP, YUKON		1992-00	HONDA CIVIC, CIVIC DEL SOL
CVX5274	1988-97	CHEVROLET K1500 SUBURBAN, K2500 PICKUP, K2500 SUBURBAN, K3500 PICKUP	CVX6324	1996-97	ISUZU OASIS
	1988-97	GMC K1500 SUBURBAN, K2500 PICKUP, K2500 SUBURBAN, K3500 PICKUP		1995-97	HONDA ODYSSEY
			CVX6325	1996-97	ISUZU OASIS
				1995-97	HONDA ODYSSEY
CVX5328	1997-02	CHEVROLET ASTRO	CVX6331	1998-02	HONDA ACCORD
	1997-02	GMC SAFARI	CVX6332	1998-02	HONDA ACCORD
CVX6001	1984-87	HONDA CIVIC, CRX	CVX6333	1998-02	HONDA ACCORD
CVX6002	1984-87	HONDA CIVIC, CRX	CVX6334	1998-02	HONDA ACCORD
			CVX6335	1998-02	HONDA ACCORD
			CVX6337	1998-02	HONDA ACCORD

Buyer's Guide

DRIVETRAIN - CV SHAFT NEW OUTER JOINT

Part No. Vehicle Application			Part No. Vehicle Application		
CVX7008	1984-92	VOLKSWAGEN GOLF, JETTA, SCIROCCO	CVX7698	1995-02	MAZDA MILLENIA
CVX7009	1985-92	VOLKSWAGEN GOLF, JETTA	CVX7699	1995-02	MAZDA MILLENIA
CVX7011	1985-93	VOLKSWAGEN CABRIOLET, CORRADO, GOLF, JETTA, SCIROCCO	CVX7900	1994	MAZDA MX-3
CVX7012	1985-92	VOLKSWAGEN CORRADO, GOLF, JETTA	CVX7901	1994	MAZDA MX-3
CVX7020	1985-93	VOLKSWAGEN CABRIOLET, SCIROCCO	CVX7902	1994	MAZDA MX-3
CVX7053	1993-02	VOLKSWAGEN CABRIO, CABRIOLET, GOLF, JETTA	CVX7926	1989-92	FORD PROBE
CVX7054	1993-02	VOLKSWAGEN CABRIO, CABRIOLET, GOLF, JETTA		1988-92	MAZDA 626, MX-6
CVX7619	1989-92	FORD PROBE	CVX7927	1989-92	FORD PROBE
	1988-92	MAZDA 626, MX-6		1988-92	MAZDA 626, MX-6
CVX7620	1989-92	FORD PROBE	CVX8001	1985-94	SUBARU DL, GL, GL-10, LOYALE, RX, XT
	1988-92	MAZDA 626, MX-6	CVX8011	1990-96	SUBARU LEGACY
CVX7627	1990-94	MAZDA 323	CVX8014	1990-00	SUBARU FORESTER, IMPREZA, LEGACY
CVX7628	1990-94	MAZDA 323	CVX8024	1993-95	SUBARU IMPREZA
CVX7629	1990-95	MAZDA 323, PROTEGE	CVX8401	1986-89	ACURA INTEGRA
CVX7630	1990-95	MAZDA 323, PROTEGE	CVX8402	1986-89	ACURA INTEGRA
CVX7646	1992-96	MAZDA MX-3	CVX8403	1986-90	ACURA LEGEND
CVX7647	1992-93	MAZDA MX-3	CVX8406	1990-93	ACURA INTEGRA
CVX7648	1992-94	MAZDA MX-3	CVX8407	1994-00	HONDA CIVIC, CIVIC DEL SOL
CVX7649	1992-93	MAZDA MX-3		1990-01	ACURA INTEGRA
CVX7650	1992-94	MAZDA MX-3	CVX8408	1986-90	ACURA LEGEND
CVX7651	1992-93	MAZDA MX-3	CVX8409	1989-90	ACURA LEGEND
CVX7652	1994-02	MAZDA 626, MX-6	CVX8410	1990-93	ACURA INTEGRA
CVX7656	1993-02	MAZDA 626, MX-6	CVX8411	1994-97	HONDA CIVIC DEL SOL
	1993-97	FORD PROBE		1990-01	ACURA INTEGRA
CVX7657	1993-02	MAZDA 626, MX-6	CVX8416	1989-90	ACURA LEGEND
	1993-97	FORD PROBE	CVX8418	1991-95	ACURA LEGEND
CVX7658	1993-02	MAZDA 626, MX-6	CVX8419	1991-95	ACURA LEGEND
	1993-97	FORD PROBE	CVX8425	1994-01	ACURA INTEGRA
CVX7659	1993-02	MAZDA 626, MX-6		1994-97	HONDA CIVIC DEL SOL
	1993-97	FORD PROBE	CVX8429	1994-01	ACURA INTEGRA
CVX7669	1993-02	MAZDA 626, MX-6		1994-00	HONDA CIVIC, CIVIC DEL SOL
	1993-97	FORD PROBE	CVX8433	1995-98	ACURA TL
CVX7670	1993-02	MAZDA 626, MX-6	CVX8434	1995-98	ACURA TL
	1993-97	FORD PROBE	CVX8435	1996-98	ACURA RL, TL
CVX7671	1993-02	MAZDA 626, MX-6	CVX8436	1996-98	ACURA RL, TL
	1993-97	FORD PROBE	CVX8632	1986-95	TOYOTA 4RUNNER, PICKUP
CVX7672	1993-02	MAZDA 626, MX-6	CVX8651	1989-92	GEO PRIZM
	1993-97	FORD PROBE		1987-92	TOYOTA COROLLA
CVX7675	1994-02	MAZDA 626, MX-6		1985-88	CHEVROLET NOVA
	1994-97	FORD PROBE	CVX8652	1989-92	GEO PRIZM
CVX7677	1994-98	MAZDA MX-3, PROTEGE		1987-92	TOYOTA COROLLA
CVX7678	1992-94	MAZDA MX-3		1985-88	CHEVROLET NOVA
CVX7679	1992-93	MAZDA MX-3	CVX8665	1988-91	TOYOTA CAMRY
CVX7680	1995-98	MAZDA PROTEGE	CVX8667	1991-97	TOYOTA PREVIA
CVX7682	1995-98	MAZDA PROTEGE	CVX8668	1991-97	TOYOTA PREVIA
CVX7683	1995-98	MAZDA PROTEGE	CVX8684	1992-01	TOYOTA CAMRY, SOLARA
CVX7685	1995-96	MAZDA PROTEGE	CVX8685	1992-01	TOYOTA CAMRY, SOLARA
CVX7687	1995-96	MAZDA PROTEGE	CVX8686	1992-01	TOYOTA CAMRY, SOLARA
CVX7688	1995-98	MAZDA PROTEGE	CVX8687	1992-01	TOYOTA CAMRY, SOLARA
CVX7689	1995-98	MAZDA PROTEGE	CVX8688	1992-96	TOYOTA AVALON, CAMRY
CVX7690	1995-98	MAZDA PROTEGE	CVX8690	1992-96	LEXUS ES300
CVX7691	1995-98	MAZDA PROTEGE		1992-96	TOYOTA AVALON, CAMRY
CVX7692	1995	MAZDA PROTEGE	CVX8694	1992-99	TOYOTA PASEO
CVX7693	1995	MAZDA PROTEGE	CVX8695	1992-99	TOYOTA PASEO
CVX7694	1995	MAZDA PROTEGE	CVX8696	1992-99	TOYOTA PASEO
CVX7695	1995	MAZDA PROTEGE	CVX8697	1992-99	TOYOTA PASEO
			CVX8909	1993-02	TOYOTA COROLLA
				1993-97	GEO PRIZM

Buyer's Guide

DRIVETRAIN - CV SHAFT NEW OUTER JOINT

Part No.	Vehicle Application		Part No.	Vehicle Application	
CVX8910	1993-02	TOYOTA COROLLA	CV1101	1983	AMERICAN MOTORS EAGLE
	1993-97	GEO PRIZM		1980-84	AMC EAGLE
CVX8911	1993-02	TOYOTA COROLLA	CV1102	1984-88	AMC EAGLE
	1993-97	GEO PRIZM	CV1103	1984-92	JEEP CHEROKEE, WAGONEER
CVX8912	1993-02	TOYOTA COROLLA	CV1104	1984-88	JEEP CHEROKEE, WAGONEER
	1993-97	GEO PRIZM	CV1105	1993-98	JEEP GRAND CHEROKEE, GRAND WAGONEER
CVX9505	1994-95	HONDA PASSPORT	CV1106	1984-92	JEEP CHEROKEE, WAGONEER
	1989-91	PASSPORT PICKUP, TROOPER II	CV1301	1983-90	AUDI 4000, 4000CS QUATTRO, 4000S, 4000S QUATTRO, 80, 90, COUPE
	1988-95	ISUZU AMIGO, PICKUP, RODEO, TROOPER		1983-88	VOLKSWAGEN QUANTUM
CVX9506	1994-95	HONDA PASSPORT	CV1301X	1988-90	AUDI 80, 90
	1989-91	PASSPORT PICKUP, TROOPER II	CV1302	1975-91	AUDI 100, 100 SERIES, 4000CS QUATTRO, 4000S QUATTRO, 5000
	1988-95	ISUZU AMIGO, PICKUP, RODEO, TROOPER	CV1302X	1981-88	AUDI 5000, 5000CS QUATTRO, 5000S QUATTRO
CVX9715	1993-95	HYUNDAI ELANTRA, SCOUPE	CV1302Y	1989-91	AUDI 100, 100 QUATTRO
CVX9717	1993-95	HYUNDAI SCOUPE	CV1303	1980-88	AUDI 5000
CVX9719	1993-95	HYUNDAI SCOUPE	CV1303X	1980-88	AUDI 5000, 5000CS QUATTRO
CVX9720	1992-94	HYUNDAI SONATA	CV1303Y	1989-91	AUDI 200, 200 QUATTRO
CVX9721	1992-94	HYUNDAI SONATA	CV1307	1988-92	AUDI 80 QUATTRO, 90 QUATTRO
CVX9724	1992-94	HYUNDAI SONATA	CV1307X	1988-92	AUDI 80 QUATTRO, 90 QUATTRO, COUPE QUATTRO
CVX9725	1992-94	HYUNDAI SONATA	CV1308X	1988-92	AUDI 80 QUATTRO, 90 QUATTRO
CVX9729	1995-99	HYUNDAI ACCENT	CV1310	1988-92	AUDI 80, 80 QUATTRO, 90, 90 QUATTRO
CVX9730	1995-99	HYUNDAI ACCENT	CV1310X	1988-92	AUDI 80, 80 QUATTRO, 90, 90 QUATTRO
CVX9731	1995-99	HYUNDAI ACCENT	CV1312	1989-91	AUDI 100 QUATTRO, 200, 200 QUATTRO
CVX9732	1995-99	HYUNDAI ACCENT	CV1314	1971-74	AUDI 100 SERIES
CVX9801	1985-95	SUZUKI SAMURAI	CV1317X	1993-94	AUDI 90, CABRIOLET
CVX9802	1985-95	SUZUKI SAMURAI	CV1318X	1988-92	AUDI 80 QUATTRO, 90 QUATTRO, COUPE QUATTRO
			CV1319	1986-88	AUDI 5000CS QUATTRO, 5000S QUATTRO
			CV1320	1993-94	AUDI 90 QUATTRO
			CV1321	1993-94	AUDI 90 QUATTRO
			CV1323	1988-92	AUDI 80 QUATTRO, 90 QUATTRO
			CV1324X	1992-94	AUDI 100, 100 QUATTRO, S4
			CV1325X	1992-94	AUDI 100 QUATTRO, S4
			CV1501	1988-91	BMW M3
			CV1503X	1988-91	BMW 325IX
			CV1504	1984-91	BMW 318I, 325, 325E, 325IX
			CV1504X	1984-88	BMW 318I, 325, 325E
			CV1506	1987-91	BMW 325I, 325IS
			CV1506X	1987-94	BMW 318IC, 325I, 325IC, 325IS
			CV1508	1980-83	BMW 320I
			CV1551	1982-89	BMW 524TD, 528E, 533I, 535I, 535IS, 633CSI, 635CSI, 733I, 735I
			CV1564X	1992-94	BMW 318I, 318IS, 320I, 325I, 325IS
			CV1565	1989-94	BMW 525I, 530I, 535I
			CV1566	1989-94	BMW 530I, 535I, 540I, M5
			CV1572	1977-82	BMW 630CSI, 633CSI
			CV1573	1987-94	BMW 735I, 735IL, 740I, 740IL, 750IL
			CV1701	1984-88	MINI COOPER, MINI COOPER S, MINI COOPER R
			CV1702	1989-94	HYUNDAI SONATA
				1984-91	PLYMOUTH COLT VISTA
				1984-88	MINI COOPER, MINI COOPER S, MINI COOPER R
				1984-87	DODGE COLT VISTA
			CV1702X	1992-94	HYUNDAI SONATA
			CV1703	1983-86	MINI COOPER, MINI COOPER S, MINI COOPER R
				1979-86	DODGE D50 PICKUP, RAM 50
			CV1705	1989-91	DODGE RAIDER, RAM 50
				1989-91	MINI COOPER, MINI COOPER S, MINI COOPER R

Buyer's Guide

DRIVETRAIN - OUTER JOINT

Part No.	Vehicle Application		Part No.	Vehicle Application	
CV1706	1987-93	DODGE RAIDER, RAM 50	CV1732	1995-98	EAGLE TALON
	1987-91	MINI COOPER, MONTERO	CV1732X	1995-99	MINI COOPER, MONTERO
CV1708	1990-94	HYUNDAI SONATA		1995-98	EAGLE TALON
	1989-91	DODGE COLT VISTA	CV1733	1995-99	CHRYSLER SEBRING
	1989-91	EAGLE VISTA		1995-99	DODGE AVENGER
CV1708X	1992-94	HYUNDAI SONATA		1995-99	MINI COOPER, MONTERO
CV1709	1989-95	HYUNDAI ELANTRA, SCOUPE, SONATA		1995-98	EAGLE TALON
	1985-89	MINI COOPER, MIRAGE	CV1733X	1995-99	CHRYSLER SEBRING
CV1709X	1992-94	HYUNDAI SONATA		1995-99	DODGE AVENGER
CV1710	1992-94	PLYMOUTH LASER		1995-99	MINI COOPER, MONTERO
	1991-93	EAGLE 2000 GTX		1995-98	EAGLE TALON
	1989-93	MINI COOPER	CV1856	1984-89	PORSCHE 911
CV1711	1992-94	HYUNDAI ELANTRA	CV1859	1984-89	PORSCHE 911
	1991-92	MINI COOPER	CV1870	1972-83	PORSCHE 911, 930
	1989-90	DODGE COLT 200	CV1871	1976-83	PORSCHE 911, 930
	1989	PLYMOUTH COLT 200	CV1872	1977-91	PORSCHE 924, 944
CV1715	1988	MINI COOPER	CV1873	1978-84	PORSCHE 928
CV1716	1989-90	MINI COOPER	CV1926	1986-89	SAAB 9000
CV1721	1993-94	DODGE COLT	CV1926X	1986-89	SAAB 9000
	1992-95	EAGLE SUMMIT	CV1927	1979-85	SAAB 900
	1992-94	MINI COOPER, EXPO, EXPO LRV	CV1928	1986-87	SAAB 900
	1992-94	PLYMOUTH COLT, COLT VISTA	CV1929	1988-89	SAAB 900
CV1722	1995-00	CHRYSLER SEBRING	CV1929X	1990-94	SAAB 900
	1992-00	DODGE AVENGER, COLT	CV1932	1990-97	SAAB 9000
	1992-99	MINI COOPER, ECLIPSE, EXPO, EXPO LRV, GALANT	CV1933	1991-98	SAAB 9000
	1992-98	EAGLE SUMMIT, TALON	CV2501	1978	DODGE OMNI
	1992-94	PLYMOUTH COLT		1978	PLYMOUTH HORIZON
CV1722X	1995-00	CHRYSLER SEBRING	CV2502	1979-80	DODGE OMNI
	1995-00	DODGE AVENGER		1979-80	PLYMOUTH HORIZON
	1995-98	EAGLE TALON	CV2503	1981-83	DODGE OMNI
	1994-99	MINI COOPER, ECLIPSE, GALANT		1981-83	PLYMOUTH HORIZON
CV1723	1992-95	EAGLE SUMMIT	CV2504	1982-83	CHRYSLER E CLASS, EXECUTIVE SEDAN, LEBARON, NEW YORKER
	1992-94	DODGE COLT		1981-83	DODGE 400, ARIES, CHARGER, OMNI, RAMPAGE
	1992-94	MINI COOPER, EXPO, EXPO LRV		1981-83	PLYMOUTH HORIZON, RELIANT, SCAMP
	1992-94	PLYMOUTH COLT, COLT VISTA	CV2505	1983-90	DODGE 400, ARIES, CHARGER, OMNI, RAMPAGE
CV1724	1992-96	EAGLE SUMMIT		1983-90	PLYMOUTH HORIZON, RELIANT, SCAMP, TURISMO
	1992-95	MINI COOPER, EXPO, EXPO LRV		1983	CHRYSLER E CLASS, LEBARON, NEW YORKER
	1992-94	DODGE COLT	CV2506	1984-86	CHRYSLER LASER, LEBARON, NEW YORKER
CV1725	1991-92	DODGE STEALTH		1984-86	DODGE 600, ARIES, DAYTONA, LANCER
	1991-92	MINI COOPER 3000GT		1984-86	PLYMOUTH CARAVELLE, RELIANT
CV1725X	1991-92	DODGE STEALTH	CV2507	1984-90	DODGE 600, ARIES, DAYTONA, LANCER, SHADOW
	1991-92	MINI COOPER 3000GT		1984-90	PLYMOUTH ACCLAIM, CARAVELLE, RELIANT, SUNDANCE
CV1726	1991-96	MINI COOPER 3000GT, DIAMANTE		1984-89	CHRYSLER E CLASS, LASER, LEBARON, NEW YORKER
	1991-92	DODGE STEALTH	CV2508	1982-83	CHRYSLER E CLASS, EXECUTIVE SEDAN, LEBARON, NEW YORKER
CV1728	1989-91	EAGLE VISTA		1981-83	DODGE 400, ARIES
CV1729	1993-99	MINI COOPER 3000GT		1981-83	PLYMOUTH RELIANT
	1993-96	DODGE STEALTH	CV2509	1984-88	DODGE 600, ARIES, CARAVAN, CHARGER, DAYTONA, LANCER, OMNI, SHADOW
CV1729X	1993-99	MINI COOPER 3000GT		1984-87	CHRYSLER E CLASS, EXECUTIVE LIMOUSINE, EXECUTIVE SEDAN, LASER, LEBARON, NEW YORKER
	1993-96	DODGE STEALTH			
CV1730	1993-99	MINI COOPER 3000GT			
	1993-96	DODGE STEALTH			
CV1731	1992-96	EAGLE SUMMIT			
	1992-95	MINI COOPER, EXPO, EXPO LRV			
	1992-94	PLYMOUTH COLT, COLT VISTA			
	1992-93	DODGE COLT			
CV1732	1995-99	MINI COOPER, ECLIPSE			

Buyer's Guide

DRIVETRAIN - OUTER JOINT

Part No.	Vehicle Application		Part No.	Vehicle Application	
CV2509	1984-87	PLYMOUTH CARAVELLE, HORIZON, RELIANT, SUNDANCE, VOYAGER	CV2519	1989-94	MITSUBISHI ECLIPSE, GALANT
CV2510	1986-99	HYUNDAI ACCENT, EXCEL, SCOUPE	CV2520	1991-94	PLYMOUTH ACCLAIM, SUNDANCE
	1983-93	MINI COOPER, PRECIS, TREDIA		1990-95	CHRYSLER IMPERIAL, LEBARON, NEW YORKER
	1979-90	DODGE COLT		1990-95	DODGE DAYTONA, DYNASTY, SHADOW, SPIRIT
	1979-90	PLYMOUTH CHAMP, COLT	CV2520X	1991-95	PLYMOUTH ACCLAIM, SUNDANCE
CV2510X	1995-99	HYUNDAI ACCENT		1990-95	CHRYSLER IMPERIAL, LEBARON, NEW YORKER
CV2511	1984-89	PLYMOUTH CARAVELLE, RELIANT		1990-95	DODGE DAYTONA, DYNASTY, SHADOW, SPIRIT
	1984-87	CHRYSLER EXECUTIVE LIMOUSINE, EXECUTIVE SEDAN, LASER, LEBARON, NEW YORKER	CV2522	1990-94	EAGLE 2000 GTX, TALON
	1984-87	DODGE 600, ARIES, DAYTONA, LANCER		1990-94	PLYMOUTH LASER
CV2512	1989-92	EAGLE SUMMIT, VISTA		1989-94	MITSUBISHI ECLIPSE, GALANT
	1985-92	MINI COOPER	CV2523	1991-95	DODGE CARAVAN, DAYTONA, DYNASTY, SHADOW, SPIRIT
	1982-92	DODGE COLT, COLT 100, COLT 200		1991-95	PLYMOUTH ACCLAIM, SUNDANCE, VOYAGER
	1982-92	PLYMOUTH CHAMP, COLT, COLT 100, COLT 200		1991-93	CHRYSLER LEBARON
CV2513	1984-95	DODGE 600, ARIES, DAYTONA, DYNASTY, LANCER, SHADOW, SPIRIT	CV2526	1993-95	CHRYSLER CONCORDE, LHS, NEW YORKER
	1984-95	PLYMOUTH ACCLAIM, CARAVELLE, RELIANT, SUNDANCE		1993-95	DODGE INTREPID
	1984-93	CHRYSLER EXECUTIVE LIMOUSINE, LASER, LEBARON, NEW YORKER		1993-95	EAGLE VISION
CV2514	1987-90	CHRYSLER IMPERIAL, LEBARON, NEW YORKER, TOWN & COUNTRY	CV2526X	1993-96	CHRYSLER CONCORDE, LHS, NEW YORKER
	1987-90	DODGE 600, ARIES, CARAVAN, DAYTONA, DYNASTY, GRAND CARAVAN, LANCER, SHADOW, SPIRIT		1993-95	DODGE INTREPID
	1987-90	PLYMOUTH ACCLAIM, CARAVELLE, GRAND VOYAGER, RELIANT, SUNDANCE		1993-95	EAGLE VISION
CV2514A	1991-95	PLYMOUTH ACCLAIM, GRAND VOYAGER, SUNDANCE	CV2529	1993-96	EAGLE SUMMIT
	1990-95	CHRYSLER IMPERIAL, LEBARON, NEW YORKER, TOWN & COUNTRY		1993-96	MITSUBISHI MIRAGE
	1990-95	DODGE CARAVAN, DAYTONA, DYNASTY, GRAND CARAVAN, SHADOW, SPIRIT		1993-94	DODGE COLT
CV2514AX	1991-95	PLYMOUTH ACCLAIM, GRAND VOYAGER, SUNDANCE		1993-94	PLYMOUTH COLT
	1990-95	CHRYSLER IMPERIAL, LEBARON, NEW YORKER, TOWN & COUNTRY	CV2530X	1993-96	EAGLE SUMMIT
	1990-95	DODGE CARAVAN, DAYTONA, DYNASTY, GRAND CARAVAN, SHADOW, SPIRIT		1993-96	MITSUBISHI MIRAGE
CV2514B	1996-02	CHRYSLER GRAND VOYAGER, TOWN & COUNTRY		1993-94	DODGE COLT
	1996-02	DODGE CARAVAN, GRAND CARAVAN		1993-94	PLYMOUTH COLT
	1996-00	PLYMOUTH GRAND VOYAGER	CV2530X	1993-96	EAGLE SUMMIT
CV2514BX	1996-02	CHRYSLER GRAND VOYAGER, TOWN & COUNTRY		1993-96	MITSUBISHI MIRAGE
	1996-02	DODGE CARAVAN, GRAND CARAVAN		1993-94	DODGE COLT
	1996-00	PLYMOUTH GRAND VOYAGER		1993-94	PLYMOUTH COLT
CV2514X	1988-90	CHRYSLER IMPERIAL, NEW YORKER	CV2532	1991-96	DODGE DAKOTA
	1988-90	DODGE DYNASTY	CV2532X	1991-96	DODGE DAKOTA
CV2515	1992-93	HYUNDAI ELANTRA	CV2533	1995-99	DODGE NEON
	1989-91	EAGLE SUMMIT, VISTA		1995-99	PLYMOUTH NEON
	1985-92	MINI COOPER	CV2533X	1995-99	DODGE NEON
	1984-91	DODGE COLT, COLT 100, COLT 200, COLT VISTA		1995-99	PLYMOUTH NEON
	1984-91	PLYMOUTH COLT, COLT 100, COLT 200, COLT VISTA	CV2534	1996-99	PLYMOUTH BREEZE
CV2516	1987-90	DODGE DAKOTA		1995-99	CHRYSLER CIRRUS
CV2519	1990-94	EAGLE 2000 GTX, TALON		1995-99	DODGE STRATUS
	1990-94	PLYMOUTH LASER	CV2534X	1996-97	PLYMOUTH BREEZE
				1995-97	CHRYSLER CIRRUS
				1995-97	DODGE STRATUS
			CV2535	1988-92	DAIHATSU CHARADE
			CV2536	1989-92	DAIHATSU CHARADE
			CV2539	1996-97	CHRYSLER CONCORDE, LHS
				1996-97	DODGE INTREPID
				1996-97	EAGLE VISION
			CV2539X	1996-97	CHRYSLER CONCORDE, LHS
				1996-97	DODGE INTREPID
				1996-97	EAGLE VISION
			CV2542	1997-02	DODGE DAKOTA, DURANGO
			CV2543	1998-02	CHRYSLER CONCORDE, LHS
				1998-02	DODGE INTREPID
			CV2543X	1998-02	CHRYSLER 300M, CONCORDE, LHS
				1998-02	DODGE INTREPID

Buyer's Guide**DRIVETRAIN - OUTER JOINT**

Part No. Vehicle Application			Part No. Vehicle Application		
CV3101	1985-89	NISSAN MAXIMA, STANZA	CV4508X	1987-95	MERCURY SABLE
CV3101A	1985-89	NISSAN MULTI, STANZA	CV4508Y	1995-98	FORD WINDSTAR
CV3101B	1989-94	NISSAN MAXIMA, STANZA	CV4509	1988-93	FORD FESTIVA
CV3101BX	1989-94	NISSAN MAXIMA, STANZA	CV4514	1993-98	LINCOLN MARK VIII
CV3102	1987-93	NISSAN SENTRA		1989-97	FORD THUNDERBIRD
CV3103	1982-86	NISSAN PULSAR, PULSAR NX, SENTRA		1989-97	MERCURY COUGAR
CV3104	1987-89	NISSAN PULSAR NX, SENTRA	CV4515	1989	FORD THUNDERBIRD
CV3106	1987-90	NISSAN PULSAR NX, SENTRA		1989	MERCURY COUGAR
CV3107	1983-86	NISSAN PULSAR, PULSAR NX	CV4516	1989-97	FORD THUNDERBIRD
CV3108	1976-82	NISSAN 310, F10		1989-97	MERCURY COUGAR
CV3109	1984-89	NISSAN MICRA	CV4518	1991-02	FORD ESCORT
CV3111	1983-84	NISSAN PULSAR NX		1991-99	MERCURY TRACER
CV3112	1991-96	INFINITI G20	CV4518X	1994-02	FORD ESCORT
	1985-89	NISSAN MULTI, STANZA		1994-99	MERCURY TRACER
CV3112B	1990-95	NISSAN AXCESS	CV4522	1990-97	FORD AEROSTAR
CV3112X	1991-96	INFINITI G20	CV4527	1991	FORD TEMPO
CV3113	1986-93	NISSAN D21 PICKUP, PATHFINDER		1991	MERCURY TOPAZ
CV3115	1983-86	NISSAN 720 PICKUP	CV4528	1992-94	FORD TEMPO
CV3117	1984-89	NISSAN 300ZX		1992-94	MERCURY TOPAZ
CV3118	1989-90	NISSAN SENTRA	CV4529	1992-94	FORD TEMPO
CV3120	1997-02	INFINITI QX4		1992-94	MERCURY TOPAZ
	1990-02	NISSAN D21 PICKUP, PATHFINDER	CV4530X	1993-95	FORD TAURUS
CV3121	1993	NISSAN ALTIMA	CV4532	1994-97	FORD ASPIRE
CV3121X	1993	NISSAN ALTIMA	CV4532X	1994-97	FORD ASPIRE
CV3122	1985-95	NISSAN AXCESS, MULTI, STANZA	CV4534	1994-97	FORD ASPIRE
CV3123	1991-99	NISSAN 200SX, NX, SENTRA	CV4534X	1994-97	FORD ASPIRE
CV3123X	1991-99	NISSAN 200SX, NX, SENTRA	CV4537	1997-01	MERCURY MOUNTAINEER
CV3124	1991-94	NISSAN NX, SENTRA		1995-01	FORD EXPLORER
CV3124X	1991-94	NISSAN NX, SENTRA	CV4539	1995-02	MERCURY COUGAR, MYSTIQUE
CV3129	1993-00	NISSAN QUEST		1995-00	FORD CONTOUR
CV3129X	1993-00	MERCURY VILLAGER	CV4539X	1995-02	MERCURY COUGAR, MYSTIQUE
	1993-00	NISSAN QUEST		1995-00	FORD CONTOUR
CV3131	1990-96	NISSAN 300ZX	CV4540	1995-02	MERCURY COUGAR, MYSTIQUE
CV3132	1992-94	NISSAN MAXIMA		1995-00	FORD CONTOUR
CV3132X	1992-94	NISSAN MAXIMA	CV4540X	1995-02	MERCURY COUGAR, MYSTIQUE
CV3134	1994-97	NISSAN ALTIMA		1995-00	FORD CONTOUR
CV3134X	1994-97	NISSAN ALTIMA	CV4541	1996-02	FORD TAURUS
CV3136	1990-91	NISSAN MICRA		1996-02	MERCURY SABLE
CV3137	1995-99	NISSAN MAXIMA	CV4541X	1996-02	FORD TAURUS
CV3137X	1996-99	INFINITI I30		1996-02	MERCURY SABLE
	1995-99	NISSAN MAXIMA	CV4542	1998-02	LINCOLN NAVIGATOR
CV3138	1995-99	NISSAN 200SX, SENTRA		1997-02	FORD EXPEDITION, F-150 PICKUP, F-250 PICKUP, F-250 SUPER DUTY PICKUP
CV3138X	1995-99	NISSAN 200SX, SENTRA	CV5501	1985	CADILLAC DEVILLE, FLEETWOOD
CV4501	1978-80	FORD FIESTA		1983-85	BUICK CENTURY, ELECTRA
CV4502	1981-83	FORD ESCORT, EXP		1983-85	OLDSMOBILE 98, CUTLASS CIERA
	1981-83	MERCURY LN7, LYNX		1983-84	CHEVROLET CELEBRITY
CV4504	1984-85	FORD ESCORT, EXP, TEMPO		1983-84	PONTIAC 6000
	1984-85	MERCURY TOPAZ	CV5502	1982-83	CADILLAC CIMARRON
CV4505	1983-90	FORD ESCORT, EXP, TEMPO		1980-83	BUICK CENTURY, SKYHAWK, SKYLARK
	1983-90	MERCURY LN7, LYNX, TOPAZ		1980-83	CHEVROLET CAVALIER, CELEBRITY, CITATION
CV4506	1986-93	FORD TAURUS		1980-83	OLDSMOBILE CUTLASS CIERA, FIRENZA, OMEGA
	1986-93	MERCURY SABLE		1980-83	PONTIAC 6000, J2000, PHOENIX
CV4506X	1986-93	FORD TAURUS	CV5503	1984	BUICK SKYHAWK
	1986-93	MERCURY SABLE		1984	PONTIAC FIERO, J2000
CV4508	1988-95	FORD TAURUS	CV5504	1979	BUICK RIVIERA
	1987-95	MERCURY SABLE		1979	CADILLAC ELDORADO, SEVILLE
CV4508X	1988-95	FORD TAURUS			
	1988-94	LINCOLN CONTINENTAL			

Buyer's Guide

DRIVETRAIN - OUTER JOINT

Part No.	Vehicle Application	Part No.	Vehicle Application
CV5504	1979 OLDSMOBILE TORONADO	CV5518	1984 BUICK CENTURY, SKYHAWK, SKYLARK
CV5505	1979-84 BUICK RIVIERA	1984 CADILLAC CIMARRON	
	1979-84 CADILLAC ELDORADO, SEVILLE	1984 CHEVROLET CAVALIER, CELEBRITY, CITATION	
	1979-84 OLDSMOBILE TORONADO	1984 OLDSMOBILE CUTLASS CIERA, FIRENZA, OMEGA	
CV5507	1985-93 BUICK CENTURY, ELECTRA, LESABRE	1984 PONTIAC 6000, FIERO, J2000, PHOENIX	
	1985-93 OLDSMOBILE 98, CUTLASS CIERA, DELTA 88, SILHOUETTE	CV5520	1989-91 PASSPORT I-MARK
	1985-91 CHEVROLET CELEBRITY, LUMINA APV	1985-89 ISUZU I-MARK	
	1985-91 PONTIAC 6000, BONNEVILLE, TRANS SPORT	CV5521	1986-90 CADILLAC DEVILLE, ELDORADO, FLEETWOOD, SEVILLE
	1985-87 CADILLAC DEVILLE, FLEETWOOD	1986-88 BUICK REATTA, RIVIERA	
CV5507X	1986-87 BUICK ELECTRA, LESABRE, RIVIERA	1986-88 OLDSMOBILE TORONADO	
	1986 CADILLAC DEVILLE, FLEETWOOD	CV5522	1985-88 CHEVROLET SPRINT
	1985-86 OLDSMOBILE 98	1985-88 PONTIAC FIREFLY	
CV5507Y	1987-89 PONTIAC 6000	1985-88 SUZUKI FORSA	
CV5507Z	1987-91 BUICK ELECTRA, LESABRE, PARK AVENUE, REATTA, RIVIERA	CV5523	1989-91 PASSPORT I-MARK
	1987-91 PONTIAC BONNEVILLE	1987-89 ISUZU I-MARK	
	1986-91 CADILLAC ALLANTE, DEVILLE, ELDORADO, FLEETWOOD, SEVILLE	CV5524	1989-91 PASSPORT I-MARK
	1986-91 OLDSMOBILE 98, DELTA 88, TORONADO	1987-89 ISUZU I-MARK	
CV5508	1985-91 BUICK CENTURY, SKYHAWK, SKYLARK, SOMERSET	CV5525	1990-99 CHEVROLET LUMINA
	1985-91 CHEVROLET BERETTA, CAVALIER, CELEBRITY, CITATION, CORSICA	1988-97 OLDSMOBILE CUTLASS SUPREME	
	1985-91 OLDSMOBILE CALAIS, CUTLASS CALAIS, CUTLASS CIERA, FIRENZA	1988-96 BUICK REGAL	
	1985-91 PONTIAC 6000, FIERO, GRAND AM, SUNBIRD, TEMPEST	1988-96 PONTIAC GRAND PRIX	
	1985-88 CADILLAC CIMARRON	CV5525X	1990-99 CHEVROLET LUMINA, MONTE CARLO
CV5508X	1992-96 CHEVROLET BERETTA, CAVALIER, CORSICA	1988-97 OLDSMOBILE CUTLASS SUPREME	
	1992-95 OLDSMOBILE ACHIEVA	1988-96 BUICK REGAL	
	1991-98 BUICK SKYLARK	1988-96 PONTIAC GRAND PRIX	
	1991-95 PONTIAC GRAND AM, SUNBIRD	CV5528	1989-90 CHEVROLET LUMINA, MONTE CARLO
CV5509	1983-84 CHEVROLET S10 BLAZER, S10 PICKUP	1989-90 CADILLAC DEVILLE, ELDORADO, FLEETWOOD, SEVILLE	
	1983-84 GMC S15 JIMMY, S15 PICKUP	1989-90 OLDSMOBILE TORONADO	
CV5510	1985-93 PONTIAC 6000, FIERO, GRAND AM, SUNBIRD, TEMPEST	CV5528X	1989-93 CADILLAC ALLANTE, DEVILLE, ELDORADO, FLEETWOOD, SEVILLE
	1985-91 CHEVROLET BERETTA, CAVALIER, CELEBRITY, CITATION, CORSICA	1989-91 BUICK REATTA, RIVIERA	
	1985-91 OLDSMOBILE CALAIS, CUTLASS CALAIS, CUTLASS CIERA, FIRENZA	1989-91 OLDSMOBILE TORONADO	
	1985-90 BUICK CENTURY, SKYHAWK, SKYLARK, SOMERSET	CV5529	1999-00 CADILLAC ESCALADE
	1985-88 CADILLAC CIMARRON	1988-02 CHEVROLET ASTRO, K1500 PICKUP, K1500 SUBURBAN, K2500 PICKUP, TAHOE	
CV5510X	1992-02 CHEVROLET BERETTA, CAVALIER, CORSICA	1988-02 GMC K1500 PICKUP, K1500 SUBURBAN, K2500 PICKUP, SAFARI, YUKON	
	1992-98 BUICK SKYLARK	CV5529X	1988-97 CHEVROLET ASTRO, BLAZER, K1500 PICKUP, K1500 SUBURBAN, K2500 PICKUP
	1991-02 PONTIAC GRAND AM, SUNBIRD, SUNFIRE	1988-97 GMC K1500 PICKUP, K1500 SUBURBAN, K2500 PICKUP, SAFARI, YUKON	
	1991-98 OLDSMOBILE ACHIEVA, CUTLASS CALAIS	CV5530	1988-99 GMC K1500 SUBURBAN, K2500 PICKUP, K2500 SUBURBAN, K3500 PICKUP
CV5511	1991-96 OLDSMOBILE BRAVADA	1988-97 CHEVROLET K1500 SUBURBAN, K2500 PICKUP, K2500 SUBURBAN, K3500 PICKUP	
	1985-96 CHEVROLET S10 BLAZER, S10 PICKUP	CV5530X	1988-97 CHEVROLET K1500 SUBURBAN, K2500 PICKUP, K2500 SUBURBAN, K3500 PICKUP
	1985-96 GMC S15 JIMMY, S15 PICKUP, S15 SONOMA, S15 SYCLONE, S15 TYPHOON	1988-97 GMC K1500 SUBURBAN, K2500 PICKUP, K2500 SUBURBAN, K3500 PICKUP	
CV5512	1985 CADILLAC ELDORADO, SEVILLE	CV5531	1989-93 BUICK CENTURY
	1985 OLDSMOBILE TORONADO	1989-93 OLDSMOBILE CUTLASS CIERA	
	1984-85 BUICK RIVIERA	1989-91 PONTIAC 6000	
CV5514	1989-92 GEO PRIZM	1989-90 CHEVROLET CELEBRITY	
	1987-92 TOYOTA COROLLA	CV5532	1988 PASSPORT OPTIMA
	1985-88 CHEVROLET NOVA	1988 PONTIAC LEMANS, OPTIMA	
CV5516	1967-78 CADILLAC ELDORADO, SEVILLE	CV5533	1993 ASUNA GT, SE
	1966-78 OLDSMOBILE TORONADO	1988-93 PONTIAC LEMANS, OPTIMA	

Buyer's Guide

DRIVETRAIN - OUTER JOINT

Part No.	Vehicle Application
CV5533	1988-91 PASSPORT OPTIMA
CV5534	1989-91 PASSPORT OPTIMA
	1988-90 PONTIAC LEMANS, OPTIMA
CV5536	1988-90 PONTIAC 6000
CV5541	1990-94 CHEVROLET LUMINA
CV5543	1989 GEO SPECTRUM
	1987-88 CHEVROLET SPECTRUM
	1987-88 PONTIAC SUNBURST
CV5545	1989 GEO SPECTRUM
	1987-88 CHEVROLET SPECTRUM
	1987-88 PONTIAC SUNBURST
CV5546	1989 GEO SPECTRUM
	1985-88 CHEVROLET SPECTRUM
	1985-88 PONTIAC SUNBURST
CV5562	1992-99 PONTIAC BONNEVILLE, GRAND PRIX, TRANS SPORT
	1992-98 CHEVROLET LUMINA APV, VENTURE
	1992-95 CADILLAC DEVILLE, ELDORADO, FLEETWOOD, SEVILLE
	1991-99 BUICK CENTURY, LESABRE, PARK AVENUE, REGAL, RIVIERA
	1991-99 OLDSMOBILE 98, CIERA, CUTLASS CIERA, DELTA 88, INTRIGUE, LSS, REGENCY, SILHOUETTE, TORONADO
CV5564	1994-97 BUICK LESABRE, PARK AVENUE
	1994-97 OLDSMOBILE 98, DELTA 88, LSS, REGENCY
	1994-96 PONTIAC BONNEVILLE
	1993-99 CADILLAC ALLANTE, CONCOURS, DEVILLE, ELDORADO, SEVILLE
CV5568	1991-93 SATURN SC SERIES, SL SERIES, SW SERIES
CV5568X	1991-93 SATURN SC SERIES, SL SERIES, SW SERIES
CV5570	1994-02 SATURN SC SERIES, SL SERIES, SW SERIES
CV5570X	1994-02 SATURN SC SERIES, SL SERIES, SW SERIES
CV5571X	1997-01 CHEVROLET CAVALIER
	1997-01 PONTIAC SUNFIRE
CV5572	1997-02 CHEVROLET S10 BLAZER, S10 PICKUP
	1997-02 GMC S15 JIMMY, S15 SONOMA
	1997-01 OLDSMOBILE BRAVADA
CV5573	1998-00 CHEVROLET K1500 SUBURBAN, K2500 PICKUP, K2500 SUBURBAN, K3500 PICKUP
	1998-00 GMC K2500 PICKUP, K3500 PICKUP
CV5574	1997-02 CHEVROLET MALIBU
	1997-99 OLDSMOBILE CUTLASS
CV6101L	1984-87 HONDA CIVIC, CRX
CV6101R	1984-87 HONDA CIVIC, CRX
CV6102	1979-83 HONDA ACCORD, CIVIC, PRELUDE
CV6103L	1986-89 HONDA ACCORD
CV6103R	1986-89 ACURA INTEGRA
	1986-89 HONDA ACCORD
CV6104	1985 HONDA ACCORD
CV6104L	1984-87 HONDA PRELUDE
CV6104R	1984-87 HONDA PRELUDE
CV6105L	1983-87 HONDA ACCORD, PRELUDE
CV6105R	1983-87 HONDA ACCORD, PRELUDE
CV6106L	1983 HONDA PRELUDE
CV6106R	1983 HONDA PRELUDE
CV6107	1981-82 HONDA PRELUDE
CV6108	1973-79 HONDA ACCORD, CIVIC
CV6109L	1982-83 HONDA ACCORD

Part No.	Vehicle Application
CV6109R	1981-83 HONDA ACCORD
CV6110L	1983 HONDA ACCORD
CV6110R	1983 HONDA ACCORD
CV6111	1984 HONDA CIVIC, CRX
CV6112	1985-87 HONDA CRX
CV6113	1984-91 HONDA CIVIC, CRX, WAGOVAN
CV6114	1988-91 HONDA CIVIC, CRX
CV6115	1981 HONDA ACCORD
CV6116	1990-01 ACURA INTEGRA
	1988-97 HONDA CIVIC DEL SOL, PRELUDE
CV6116X	1994-97 HONDA CIVIC DEL SOL
	1990-01 ACURA INTEGRA
CV6117	1986-90 ACURA LEGEND
CV6117X	1986-90 ACURA LEGEND
CV6119	1990-91 HONDA CIVIC, CRX
CV6120	1984-91 HONDA CIVIC, WAGOVAN
CV6123	1990-97 HONDA ACCORD, PRELUDE
CV6123X	1997-99 ACURA CL
	1990-97 HONDA ACCORD, PRELUDE
CV6125	1991-95 ACURA LEGEND
CV6126X	1991-01 ACURA NSX
CV6127	1992-94 ACURA VIGOR
CV6128	1997-00 ACURA EL
	1992-00 HONDA CIVIC, CIVIC DEL SOL
CV6128X	1997-00 ACURA EL
	1992-00 HONDA CIVIC, CIVIC DEL SOL
CV6130	1992-96 HONDA PRELUDE
CV6131	1992-96 HONDA PRELUDE
CV6133	1995-98 ACURA TL
CV6133X	1996-97 ISUZU OASIS
	1995-97 HONDA ODYSSEY
CV6135	1997-01 HONDA CR-V, PRELUDE
CV6135X	1997-01 HONDA CR-V
CV6508	1976-86 RENAULT LECAR, R5
CV6509	1981-86 RENAULT FUEGO, R18, R18I
CV6510	1988-89 EAGLE MEDALLION
CV6511	1990-92 DODGE MONACO
	1988-92 EAGLE PREMIER
CV6511X	1990-92 DODGE MONACO
	1988-92 EAGLE PREMIER
CV6513	1989-91 PEUGEOT 405
CV6513X	1989-91 PEUGEOT 405
CV6513Y	1989-91 PEUGEOT 405
CV6515	1980-97 LADA NIVA
CV6516	1987-97 LADA SAMARA
CV7101	1985-02 VOLKSWAGEN CABRIO, CABRIOLET, CORRADO, GOLF, JETTA, PASSAT, SCIROCCO
CV7102	1981-84 VOLKSWAGEN RABBIT, RABBIT CONVERTIBLE, RABBIT PICKUP, SCIROCCO
CV7103	1975-80 VOLKSWAGEN RABBIT, RABBIT CONVERTIBLE, RABBIT PICKUP, SCIROCCO
CV7104	1984-92 VOLKSWAGEN GOLF, JETTA, SCIROCCO
CV7105	1982-93 VOLKSWAGEN FOX, QUANTUM
	1980-85 AUDI 4000, 4000S, COUPE
CV7106	1974-81 VOLKSWAGEN DASHER
	1973-79 AUDI FOX
CV7114	1992-96 VOLKSWAGEN EUROVAN
CV7114X	1992-96 VOLKSWAGEN EUROVAN

Buyer's Guide

DRIVETRAIN - OUTER JOINT

Part No. Vehicle Application			Part No. Vehicle Application		
CV7118	1992-98	VOLKSWAGEN CORRADO, GOLF, JETTA, PASSAT	CV8101	1985-94	SUBARU DL, GL, GL-10, LOYALE, XT
CV7119	1983-92	VOLKSWAGEN VANAGON	CV8102	1985-90	SUBARU GL, GL-10, LOYALE, RX, XT
CV7201	1970-79	VOLKSWAGEN BEETLE	CV8103	1980-87	SUBARU DL, GL, GLF, STANDARD
CV7209	1975-83	PORSCHE 911, 930	CV8104	1980-87	SUBARU BRAT, DL, GL, GLF, STANDARD
CV7212	1980-92	VOLKSWAGEN VANAGON	CV8105	1985-89	SUBARU DL, GL, GL-10
CV7701	1987-94	MERCURY CAPRI, TRACER	CV8107	1987-88	SUBARU JUSTY
	1981-89	MAZDA 323, GLC	CV8108	1978-79	SUBARU BRAT
CV7702	1983-87	MAZDA 626	CV8109	1990-96	SUBARU LEGACY
CV7703	1987-93	MAZDA B2200, B2600	CV8111	1990-95	SUBARU IMPREZA, LEGACY
CV7704	1986-92	MAZDA RX-7	CV8112	1990-96	SUBARU IMPREZA, LEGACY
CV7705	1986-92	MAZDA RX-7	CV8114	1989-94	SUBARU JUSTY
CV7706	1990-92	FORD PROBE	CV8115	1988-91	SUBARU XT6
CV7706X	1990-92	FORD PROBE	CV8116	1988-91	SUBARU XT6
CV7707	1989-92	FORD PROBE	CV8121	1989-94	SUBARU JUSTY
	1988-92	MAZDA 626, MX-6	CV8122	1991-95	SUBARU LEGACY
CV7707X	1989-92	FORD PROBE	CV8123	1990-91	SUBARU LEGACY
	1988-92	MAZDA 626, MX-6	CV8129	1992-97	SUBARU SVX
CV7708	1989-92	FORD PROBE	CV8701	1988	CHEVROLET NOVA
	1988-92	MAZDA 626, MX-6		1983-92	TOYOTA CELICA, COROLLA, MR2, TERCEL
CV7708X	1988-92	MAZDA 626, MX-6	CV8704	1979-90	TOYOTA LAND CRUISER
CV7709	1989-92	FORD PROBE	CV8705	1988	CHEVROLET NOVA
	1988-92	MAZDA 626, MX-6		1983-93	TOYOTA CAMRY, CELICA, COROLLA
CV7709X	1989-92	FORD PROBE	CV8705X	1989-90	TOYOTA CAMRY
	1988-92	MAZDA 626, MX-6	CV8706	1986-89	TOYOTA CELICA
CV7712	1991-94	MERCURY CAPRI	CV8707	1986-98	TOYOTA 4RUNNER, PICKUP, T100
	1988-89	MAZDA 323	CV8708	1983-88	TOYOTA CELICA, CRESSIDA
CV7713	1990-95	MAZDA 323, PROTEGE	CV8709	1985-89	TOYOTA MR2
CV7714	1990-94	MAZDA 323, MX-3	CV8710	1984-89	TOYOTA VAN, VAN WAGON
CV7715	1990-95	MAZDA 323, MX-3, PROTEGE	CV8712	1988-90	TOYOTA CAMRY
CV7715X	1992-94	MAZDA MX-3	CV8722	1990-96	TOYOTA CAMRY, CELICA, MR2
CV7716	1989-95	MAZDA MPV	CV8722X	1990-96	TOYOTA CAMRY, CELICA, MR2
CV7717	1986-89	MAZDA 323	CV8723	1991-97	TOYOTA CAMRY, CELICA, COROLLA
CV7718	1994-98	MAZDA MX-3, PROTEGE	CV8723X	1994-97	TOYOTA CELICA
CV7718X	1994-98	MAZDA MX-3, PROTEGE	CV8724	1991	TOYOTA CAMRY
CV7719	1990-93	MAZDA MIATA	CV8725	1990	TOYOTA CAMRY
CV7719X	1990-93	MAZDA MIATA	CV8726	1988-90	TOYOTA CAMRY, CELICA
CV7721	1993-02	MAZDA 626, MX-6	CV8726X	1988-90	TOYOTA CAMRY, CELICA
	1993-97	FORD PROBE	CV8728	1991-93	TOYOTA CAMRY, CELICA
CV7721X	1993-02	MAZDA 626, MX-6	CV8728X	1991-93	TOYOTA CAMRY, CELICA
	1993-97	FORD PROBE		1990-91	LEXUS ES250
CV7722	1993-02	MAZDA 626, MX-6	CV8731	1991-97	TOYOTA PREVIA
	1993-97	FORD PROBE	CV8731X	1991-97	TOYOTA PREVIA
CV7722X	1993-02	MAZDA 626, MX-6	CV8733	1990	TOYOTA CAMRY, CELICA
	1993-97	FORD PROBE	CV8733X	1990	TOYOTA CELICA
CV7724	1993-02	MAZDA 626, MX-6	CV8734	1986-92	TOYOTA CRESSIDA, SUPRA
	1993-97	FORD PROBE	CV8735	1992-96	TOYOTA AVALON, CAMRY
CV7724X	1993-02	MAZDA 626, MILLENIA, MX-6	CV8735X	1992-96	LEXUS ES300
	1993-97	FORD PROBE		1992-96	TOYOTA AVALON, CAMRY
CV7725	1990-91	MAZDA 323, PROTEGE	CV8737	1991-96	TOYOTA CAMRY
CV7729	1988-91	MAZDA 929	CV8737X	1992-96	TOYOTA CAMRY
CV7730	1993-95	MAZDA RX-7	CV8739	1988-92	TOYOTA COROLLA
CV7732	1995	MAZDA PROTEGE	CV8740	1991-99	TOYOTA CELICA, COROLLA, PASEO
CV7732X	1995	MAZDA PROTEGE	CV8740X	1988-97	TOYOTA COROLLA
CV7733X	1995	MAZDA MILLENIA	CV8740Y	1992-99	TOYOTA PASEO
CV7734	1994-97	MAZDA MIATA	CV8743	1992-94	TOYOTA TERCEL
CV7734X	1994-97	MAZDA MIATA	CV8743X	1992-94	TOYOTA TERCEL
CV7746	1993-95	KIA SEPHIA	CV8744	1991	TOYOTA TERCEL
			CV8745	1991-96	TOYOTA CAMRY, MR2

Buyer's Guide

DRIVETRAIN - OUTER JOINT

Part No. Vehicle Application			Part No. Vehicle Application		
CV8745X	1992-93	LEXUS ES300	DX101	1983	AMERICAN MOTORS EAGLE
	1991-96	TOYOTA CAMRY, MR2		1980-84	AMC EAGLE
CV8750	1995-98	TOYOTA TERCEL	DX104	1984-88	AMC EAGLE
CV8750X	1995-98	TOYOTA TERCEL		1982-87	CHRYSLER E CLASS, EXECUTIVE LIMOUSINE, EXECUTIVE SEDAN, LASER, LEBARON, NEW YORKER
CV8752	1993-97	GEO PRIZM		1981-89	PLYMOUTH CARAVELLE, HORIZON, RELIANT, SCAMP
CV8752X	1993-97	TOYOTA COROLLA		1981-87	DODGE 400, 600, ARIES, CHARGER, DAYTONA, LANCER, OMNI, RAMPAGE
	1993-97	GEO PRIZM	DX105	1984-02	JEEP CHEROKEE, GRAND CHEROKEE, GRAND WAGONEER
CV9451	1992-94	SUZUKI SWIFT	DX106	1990-98	CHEVROLET ASTRO
	1989-94	CHEVROLET METRO, SPRINT		1990-98	GMC SAFARI
	1989-94	GEO METRO		1984-90	FORD BRONCO II
	1989-94	PONTIAC FIREFLY		1984-88	JEEP CHEROKEE, WAGONEER
CV9526	1981-87	ISUZU PICKUP, TROOPER	DX123	1977-82	BMW 630CSI, 633CSI
CV9527	1994-95	HONDA PASSPORT		1972-83	PORSCHE 911, 930
	1989-91	PASSPORT PICKUP, TROOPER II	DX124	1991-98	SAAB 9000
	1988-95	ISUZU AMIGO, PICKUP, RODEO, TROOPER		1980-94	AUDI 100 QUATTRO, 200, 200 QUATTRO, 5000, 5000CS QUATTRO, 5000S QUATTRO, S4
CV9528	1993	ASUNA SUNFIRE	DX148	1997-02	MITSUBISHI MONTERO SPORT
	1990-93	GEO STORM	DX149	1992-96	MITSUBISHI MONTERO
	1990-92	ISUZU IMPULSE, STYLUS	DX151	1982-94	BMW 524TD, 528E, 530I, 533I, 535I, 535IS, 540I, 633CSI, 635CSI, 733I, 735I, M5
CV9530	1993	ASUNA SUNFIRE	DX152	1988-91	BMW 325IX
	1990-93	GEO STORM	DX153	1984-91	BMW 318I, 325, 325E, 325IX
	1990-92	ISUZU IMPULSE, STYLUS	DX157	1980-83	BMW 320I
CV9530X	1990-92	ISUZU IMPULSE	DX163	1987-94	BMW 318IC, 325I, 325IC, 325IS, 525I, 530I, 535I, 735I, 735IL, 740I, 740IL, 750IL, M3
CV9531	1991-93	ISUZU STYLUS	DX165	1995-96	BMW M3
	1990-93	GEO STORM	DX167	1992-94	BMW 325I, 325IS
CV9532	1991-93	ISUZU STYLUS	DX168	1992-94	BMW 318I, 318IS, 320I
	1990-93	GEO STORM	DX188	1992-99	MITSUBISHI ECLIPSE, EXPO, EXPO LRV
CV9533	1987	ISUZU TROOPER		1992-98	EAGLE SUMMIT, TALON
CV9536	1992-94	ISUZU TROOPER		1992-94	DODGE COLT
CV9562	1994-99	ISUZU TROOPER		1992-94	PLYMOUTH COLT, COLT VISTA
CV9851	1985-95	SUZUKI SAMURAI	DX190	1995-00	CHRYSLER SEBRING
CV9852	1998	CHEVROLET TRACKER		1992-00	DODGE AVENGER, COLT
	1994-97	PONTIAC SUNRUNNER		1992-99	MITSUBISHI ECLIPSE, EXPO, EXPO LRV, GALANT
	1992-95	ASUNA SUNRUNNER		1992-98	EAGLE SUMMIT, TALON
	1989-98	SUZUKI SIDEKICK, X-90		1992-94	PLYMOUTH COLT
	1989-97	GEO TRACKER	DX190AB	1992-96	EAGLE SUMMIT
CV9853	1989-94	SUZUKI SWIFT		1992-95	MITSUBISHI EXPO, EXPO LRV
CV9854	1989-94	SUZUKI SWIFT		1992-94	PLYMOUTH COLT, COLT VISTA
CV9856	1998-01	CHEVROLET METRO		1992-93	DODGE COLT
	1995-01	SUZUKI SWIFT	DX191	1995-99	CHRYSLER SEBRING
	1995-99	PONTIAC FIREFLY		1995-99	DODGE AVENGER
	1995-97	GEO METRO		1995-99	MITSUBISHI ECLIPSE
CV9856X	1998-01	CHEVROLET METRO		1995-98	EAGLE TALON
	1995-01	SUZUKI SWIFT	DX195	1993-94	MITSUBISHI EXPO LRV
	1995-99	PONTIAC FIREFLY	DX196	1991-96	MITSUBISHI 3000GT, DIAMANTE
	1995-97	GEO METRO		1991-92	DODGE STEALTH
CV9857	1995-00	SUZUKI ESTEEM	DX198	1993-99	MITSUBISHI 3000GT
CV9864	1995-00	SUZUKI ESTEEM		1993-96	DODGE STEALTH
CV9926	1986-92	YUGO CABRIO, GV, GVL, GVS, GVX	DX198B	1993-99	MITSUBISHI 3000GT
CV9928X	1993-97	VOLVO 850		1993-96	DODGE STEALTH
CV9929X	1994-97	VOLVO 850	DX199	1997-02	MITSUBISHI DIAMANTE

Buyer's Guide

DRIVETRAIN - OUTER BOOT

Part No.	Vehicle Application	Part No.	Vehicle Application
DX201	1983-86 CHRYSLER E CLASS, LASER, LEBARON, NEW YORKER	DX245	1992-94 MERCURY TOPAZ
	1978-90 DODGE 400, 600, ARIES, CHARGER, DAYTONA, LANCER, OMNI, RAMPAGE		1991-95 DODGE CARAVAN, DAYTONA, DYNASTY, SHADOW, SPIRIT
	1978-90 PLYMOUTH CARAVELLE, HORIZON, RELIANT, SCAMP, TURISMO		1991-95 PLYMOUTH ACCLAIM, SUNDANCE, VOYAGER
DX209	1986-92 YUGO CABRIO, GV, GVL, GVS, GVX		1991-93 CHRYSLER LEBARON
	1984-90 DODGE 600, ARIES, DAYTONA, LANCER, SHADOW	DX245B	1995-02 FORD WINDSTAR
	1984-90 PLYMOUTH ACCLAIM, CARAVELLE, RELIANT, SUNDANCE	DX301	1996-02 INFINITI I30, QX4
	1984-89 CHRYSLER E CLASS, LASER, LEBARON, NEW YORKER		1985-02 NISSAN D21 PICKUP, FRONTIER, MAXIMA, MULTI, PATHFINDER, STANZA, XTERRA
	1981-96 MERCURY LN7, LYNX, TOPAZ, TRACER	DX302	1982-93 NISSAN PULSAR, PULSAR NX, SENTRA
	1978-96 FORD ESCORT, EXP, FIESTA, TEMPO	DX303	1982-86 NISSAN PULSAR, PULSAR NX, SENTRA
		DX304	1996-01 ISUZU AMIGO, RODEO, RODEO SPORT
DX212	1989-91 PEUGEOT 405		1995-00 KIA SPORTAGE
	1985-99 NISSAN 200SX, AXXESS, MULTI, NX, PULSAR NX, SENTRA, STANZA		1991-96 INFINITI G20
	1982-87 CHRYSLER E CLASS, EXECUTIVE LIMOUSINE, EXECUTIVE SEDAN, LASER, LEBARON, NEW YORKER		1989-01 HYUNDAI ELANTRA, SONATA, TIBURON
	1981-88 DODGE 400, 600, ARIES, CARAVAN, CHARGER, DAYTONA, LANCER, OMNI, SHADOW		1989-92 FORD PROBE
	1981-87 PLYMOUTH CARAVELLE, HORIZON, RELIANT, SUNDANCE, VOYAGER		1988-91 SUBARU XT6
	1980-97 LADA NIVA		1986-89 TOYOTA CELICA
	1981-97 MAZDA GLC, MIATA		1985-95 NISSAN AXXESS, MULTI, NX, PULSAR NX, SENTRA, STANZA
	1980-87 SUBARU DL, GL, GLF, STANDARD		1984-96 MITSUBISHI CORDIA, MIGHTY MAX, MONTERO, TREDIA
	1976-82 NISSAN 310, F10		1984-93 DODGE COLT VISTA, RAIDER, RAM 50
	1973-83 HONDA ACCORD, CIVIC, PRELUDE		1984-91 PLYMOUTH COLT VISTA
DX216	1992-94 HYUNDAI ELANTRA	DX304B	1983-95 MAZDA 626, B2200, B2600, MPV, MX-6
	1991-94 MERCURY CAPRI		1985-97 SUBARU GL, GL-10, LOYALE, RX, SVX, XT
	1989-91 EAGLE SUMMIT, VISTA	DX305	1982-86 NISSAN STANZA
	1989-91 PASSPORT I-MARK	DX306	1984-89 NISSAN 300ZX
	1989 GEO SPECTRUM	DX307	1995-01 KIA SEPHIA
	1988-89 MAZDA 323		1993 ASUNA SUNFIRE
	1987-88 CHEVROLET SPECTRUM		1992-95 HYUNDAI ELANTRA
	1987-88 PONTIAC SUNBURST		1991-95 SUBARU LEGACY
	1984-92 MITSUBISHI CORDIA, MIRAGE, TREDIA		1990-95 MAZDA 323, MX-3, PROTEGE
	1984-91 DODGE COLT, COLT 100, COLT 200, COLT VISTA		1990-94 EAGLE 2000 GTX, TALON
DX217	1984-91 PLYMOUTH COLT, COLT 100, COLT 200, COLT VISTA		1990-93 GEO STORM
	1983-90 NISSAN PULSAR NX, SENTRA		1990-92 ISUZU IMPULSE, STYLUS
	1981-89 ISUZU I-MARK, PICKUP, TROOPER		1989-94 MITSUBISHI ECLIPSE, GALANT, MIRAGE
	1980-87 SUBARU BRAT, DL, GL, GLF, STANDARD		1989-94 PLYMOUTH COLT, COLT 200, LASER
	1987-91 STERLING 825, 827		1989-90 DODGE 2000 GTX, COLT 200
	1987-90 CHRYSLER IMPERIAL, LEBARON, NEW YORKER, TOWN & COUNTRY	DX307B	1985-97 SUBARU DL, GL, GL-10, LOYALE, SVX, XT
	1987-90 DODGE 600, ARIES, CARAVAN, DAYTONA, DYNASTY, GRAND CARAVAN, LANCER, SHADOW, SPIRIT	DX308	1995-99 NISSAN 200SX, SENTRA
	1987-90 PLYMOUTH ACCLAIM, CARAVELLE, GRAND VOYAGER, RELIANT, SUNDANCE		1993-97 FORD PROBE
	1987-90 DODGE DAKOTA		1990-94 EAGLE 2000 GTX, TALON
	1991-02 CHRYSLER GRAND VOYAGER, TOWN & COUNTRY		1989-01 HYUNDAI ELANTRA, SCOUPE, SONATA, TIBURON
DX219	1991-02 DODGE CARAVAN, GRAND CARAVAN		1989-94 PLYMOUTH COLT, LASER
	1991-00 PLYMOUTH GRAND VOYAGER		1989-90 DODGE 2000 GTX, COLT
	1994-02 LINCOLN CONTINENTAL		1986-02 MAZDA 626, MPV, MX-6, RX-7
DX243	1992-94 FORD TEMPO		1985-94 MITSUBISHI ECLIPSE, GALANT, MIRAGE
			1984-91 HONDA CIVIC, WAGOVAN
DX245		DX309	1989-97 GEO METRO
			1989-94 SUBARU JUSTY
			1988-97 FORD ASPIRE, FESTIVA
			1988-92 DAIHATSU CHARADE
			1986-89 MAZDA 323
			1985-01 CHEVROLET METRO, SPRINT
			1985-01 SUZUKI FORSA, SWIFT
			1985-99 PONTIAC FIREFLY
			1985-87 HONDA CRX

Buyer's Guide

DRIVETRAIN - OUTER BOOT

Part No.	Vehicle Application		Part No.	Vehicle Application	
DX309	1984-91	NISSAN MICRA	DX373A	1982-92	PLYMOUTH CHAMP, COLT, COLT 100, COLT 200
DX313	1988	CHEVROLET NOVA	DX380	1995-02	SUZUKI ESTEEM
	1983-00	TOYOTA CAMRY, CELICA, COROLLA, MR2, RAV4		1994-97	FORD ASPIRE
DX322	1990-92	INFINITI M30		1993-95	KIA SEPHIA
	1984-98	NISSAN 240SX, 300ZX		1989-93	GEO SPECTRUM, STORM
DX332	1980-83	NISSAN 720 PICKUP		1989-92	DAIHATSU CHARADE
DX338	1990-96	INFINITI Q45		1989-91	PASSPORT I-MARK
	1990-96	NISSAN 300ZX		1987-00	SUBARU FORESTER, IMPREZA, JUSTY, LEGACY
DX339	1993-01	INFINITI J30, Q45		1987-93	ISUZU I-MARK, STYLUS
	1990-96	NISSAN 300ZX		1987-88	CHEVROLET SPECTRUM
DX342	1979-87	SAAB 900		1987-88	PONTIAC SUNBURST
DX344	1986-95	MAZDA 929, RX-7		1986-91	MAZDA 323, PROTEGE
DX347	1999-02	SAAB 9-3	DX381	1990-96	SUBARU IMPREZA, LEGACY
DX348	1999-01	SAAB 9-5	DX381A	1996-00	SUBARU FORESTER, IMPREZA, LEGACY
DX365	1993-96	EAGLE SUMMIT	DX382	1990-96	SUBARU LEGACY
	1993-96	MINISUBISHI MIRAGE	DX383	1990-95	SUBARU IMPREZA, LEGACY
	1993-94	DODGE COLT	DX384	1993-02	MAZDA 626, MX-6
	1993-94	PLYMOUTH COLT		1993-97	FORD PROBE
DX368	1996-01	HONDA PASSPORT		1992-01	TOYOTA CAMRY
	1994-01	NISSAN ALTIMA	DX386	1996-99	ACURA SLX
	1992-94	ISUZU TROOPER		1994-99	ISUZU TROOPER
	1990-98	HYUNDAI SONATA	DX389	1999-02	MAZDA MILLENIA
	1989-97	FORD PROBE	DX402	1970-79	VOLKSWAGEN BEETLE
	1989-92	DODGE COLT VISTA, STEALTH	DX405	1990-92	DODGE MONACO
	1989-91	EAGLE VISTA		1988-93	LINCOLN CONTINENTAL
	1988-02	MAZDA 626, MILLENIA, MX-6		1988-92	EAGLE PREMIER
	1988-92	MINISUBISHI 3000GT, SIGMA		1988-91	TOYOTA CAMRY
	1988-91	SUBARU XT6		1984-02	FORD AEROSTAR, ESCORT, EXP, TAURUS, TEMPO
DX368A	1983-93	NISSAN 720 PICKUP, ALTIMA		1984-02	MERCURY SABLE, TOPAZ
	1983-91	MINISUBISHI MIGHTY MAX, MONTERO	DX407	1993-98	LINCOLN MARK VIII
	1979-91	DODGE D50 PICKUP, RAIDER, RAM 50		1989-97	FORD THUNDERBIRD
DX370	1994-95	HONDA PASSPORT		1989-97	MERCURY COUGAR
	1989-91	PASSPORT PICKUP, TROOPER II	DX408	1989	FORD THUNDERBIRD
	1988-95	ISUZU AMIGO, PICKUP, RODEO, TROOPER		1989	MERCURY COUGAR
DX373	1998-02	FORD ESCORT	DX409	1989-97	FORD THUNDERBIRD
	1992-95	ASUNA SUNRUNNER		1989-97	MERCURY COUGAR
	1991-94	TOYOTA TERCEL	DX420	1993-00	MERCURY VILLAGER
	1989-98	SUZUKI SIDEKICK, SWIFT, X-90		1993-00	NISSAN QUEST
	1989-97	GEO SPECTRUM, STORM, TRACKER	DX422	1996-00	CHRYSLER SEBRING
	1989-91	EAGLE VISTA		1995-02	MERCURY COUGAR, MYSTIQUE
	1989-91	PASSPORT I-MARK		1995-00	FORD CONTOUR
	1987-94	MERCURY CAPRI, TRACER	DX425	1998-02	MAZDA B2500, B3000, B4000
	1986-99	HYUNDAI ACCENT, EXCEL, SCOUPE		1997-01	MERCURY MOUNTAINEER
	1986-98	MAZDA 323, MX-3, PROTEGE		1995-02	FORD EXPLORER, RANGER
	1985-02	CHEVROLET SPECTRUM, TRACKER	DX427	1995-02	MERCURY COUGAR, MYSTIQUE
	1985-97	PONTIAC SUNBURST, SUNRUNNER		1995-00	FORD CONTOUR
	1985-93	ISUZU I-MARK, STYLUS	DX428	1998-02	LINCOLN NAVIGATOR
	1985-89	SUBARU DL, GL, GL-10		1997-02	FORD EXPEDITION, F-150 PICKUP, F-250 PICKUP, F-250 SUPER DUTY PICKUP
	1984	HONDA CIVIC, CRX	DX433	2000-02	FORD FOCUS
	1983-93	MINISUBISHI CORDIA, PRECIS, TREDIA	DX435	2000-02	FORD FOCUS
	1983-86	NISSAN PULSAR, PULSAR NX	DX437	2000-02	FORD FOCUS
	1979-91	DODGE COLT, COLT VISTA	DX505	1985	CADILLAC DEVILLE, FLEETWOOD
	1979-86	PLYMOUTH CHAMP, COLT		1983-85	BUICK CENTURY, ELECTRA, SKYHAWK
DX373A	1989-92	EAGLE SUMMIT, VISTA		1983-85	OLDSMOBILE 98, CUTLASS CIERA
	1985-92	MINISUBISHI MIRAGE		1983-84	CHEVROLET CELEBRITY
	1982-92	DODGE COLT, COLT 100, COLT 200			

Buyer's Guide

DRIVETRAIN - OUTER BOOT

Part No. Vehicle Application			Part No. Vehicle Application		
DX505	1983-84	PONTIAC 6000, FIERO, J2000	DX524	1985-02	PONTIAC 6000, BONNEVILLE, FIERO, GRAND AM, GRAND PRIX, MONTANA, SUNBIRD, SUNFIRE, TEMPEST, TRANS SPORT
DX510	1982-84	CADILLAC CIMARRON	DX528	1984	BUICK RIVIERA
	1980-84	BUICK CENTURY, SKYHAWK, SKYLARK	DX529	1996-00	ISUZU HOMBRE
	1980-84	CHEVROLET CAVALIER, CELEBRITY, CITATION		1991-02	DODGE DAKOTA, DURANGO
	1980-84	OLDSMOBILE CUTLASS CIERA, FIRENZA, OMEGA		1985-02	CHEVROLET S10 BLAZER, S10 PICKUP
	1980-84	PONTIAC 6000, FIERO, J2000, PHOENIX		1985-02	GMC S15 JIMMY, S15 PICKUP, S15 SONOMA, S15 SYCLONE, S15 TYPHOON
DX519	1983-84	CHEVROLET S10 BLAZER, S10 PICKUP		1985-01	OLDSMOBILE BRAVADA, TORONADO
	1983-84	GMC S15 JIMMY, S15 PICKUP		1985	CADILLAC ELDORADO, SEVILLE
	1979-84	BUICK RIVIERA		1984-85	BUICK RIVIERA
	1979-84	CADILLAC ELDORADO, SEVILLE	DX530	1988-02	CHEVROLET AVALANCHE 2500, K1500 SUBURBAN, K2500 PICKUP, K2500 SUBURBAN, K3500 PICKUP, SILVERADO 1500, SILVERADO 1500 HD, SILVERADO 2500, SILVERADO 2500 HD, SILVERADO 3500, SUBURBAN 2500
	1979-84	OLDSMOBILE TORONADO		1988-02	GMC DENALI, DENALI XL, K1500 SUBURBAN, K2500 PICKUP, K2500 SUBURBAN, K3500 PICKUP, SIERRA 1500, SIERRA 1500 HD, SIERRA 2500, SIERRA 2500 HD, SIERRA 3500, SIERRA C3, SIERRA DENALI, YUKON XL 2500
DX521	1993	ASUNA GT, SE	DX535	1967-78	CADILLAC ELDORADO, SEVILLE
	1989-92	GEO PRIZM		1966-78	OLDSMOBILE TORONADO
	1988-93	PONTIAC LEMANS, OPTIMA	DX544	1995-01	DODGE NEON
	1988-91	PASSPORT OPTIMA		1995-01	PLYMOUTH NEON
	1987-92	TOYOTA COROLLA		1992-02	FORD ESCORT, TEMPO
DX523	1985-88	CHEVROLET NOVA		1992-99	MERCURY TOPAZ, TRACER
	1994-02	SATURN SC SERIES, SL SERIES, SW SERIES		1991-93	SATURN SC SERIES, SL SERIES, SW SERIES
	1993-02	TOYOTA COROLLA	DX544AB	1993-02	MINI COOPER
	1993-97	GEO PRIZM		1993-96	EAGLE SUMMIT
	1985-02	CHEVROLET BERETTA, CAVALIER, CELEBRITY, CITATION, CORSICA, LUMINA, PRIZM		1993-94	DODGE COLT
	1985-02	PONTIAC 6000, FIERO, GRAND AM, SUNBIRD, SUNFIRE, TEMPEST		1993-94	PLYMOUTH COLT
	1985-98	BUICK CENTURY, SKYHAWK, SKYLARK, SOMERSET	DX552	2002	CADILLAC ESCALADE
	1985-95	OLDSMOBILE ACHIEVA, CALAIS, CUTLASS CALAIS, CUTLASS CIERA, FIRENZA	DX554	1998-02	CADILLAC CONCOURS, DEVILLE, ESCALADE
	1985-88	CADILLAC CIMARRON		1988-02	CHEVROLET ASTRO, AVALANCHE 1500, BLAZER, K1500 PICKUP, K1500 SUBURBAN, K2500 PICKUP, SILVERADO 1500, SILVERADO 1500 HD, SUBURBAN 1500, TAHOE
	1984-95	DODGE 600, ARIES, DAYTONA, DYNASTY, LANCER, SHADOW, SPIRIT		1988-02	GMC K1500 PICKUP, K1500 SUBURBAN, K2500 PICKUP, SAFARI, SIERRA 1500, SIERRA 1500 HD, YUKON, YUKON XL 1500
	1984-95	PLYMOUTH ACCLAIM, CARAVELLE, RELIANT, SUNDANCE	DX603	1982-87	HONDA ACCORD, CIVIC, CRX, PRELUDE
	1984-93	CHRYSLER EXECUTIVE LIMOUSINE, LASER, LEBARON, NEW YORKER	DX604	1983-89	HONDA ACCORD, PRELUDE
DX523AB	1991-00	PLYMOUTH ACCLAIM, GRAND VOYAGER, SUNDANCE	DX611	1991-95	ACURA LEGEND
	1990-02	CHRYSLER GRAND VOYAGER, IMPERIAL, LEBARON, NEW YORKER, TOWN & COUNTRY	DX613	1991-01	ACURA NSX
	1990-02	DODGE CARAVAN, DAYTONA, DYNASTY, GRAND CARAVAN, SHADOW, SPIRIT	DX623	1981-91	HONDA ACCORD, CIVIC, CRX, PRELUDE, WAGOVAN
DX524	1993-97	EAGLE VISION	DX624	1986-01	ACURA INTEGRA
	1991-99	PLYMOUTH ACCLAIM, BREEZE, SUNDANCE		1983-97	HONDA ACCORD, CIVIC DEL SOL, PRELUDE
	1990-02	CHRYSLER 300M, CIRRUS, CONCORDE, IMPERIAL, LEBARON, LHS, NEW YORKER	DX625	1996-99	ISUZU OASIS
	1990-02	DODGE DAYTONA, DYNASTY, INTREPID, SHADOW, SPIRIT, STRATUS		1990-02	HONDA ACCORD, CR-V, ODYSSEY, PRELUDE
	1985-02	BUICK CENTURY, ELECTRA, LESABRE, PARK AVENUE, REATA, REGAL, RIVIERA, SKYHAWK, SKYLARK, SOMERSET		1986-02	ACURA CL, LEGEND, RL, TL, VIGOR
	1985-02	CADILLAC ALLANTE, CIMARRON, CONCOURS, DEVILLE, ELDORADO, FLEETWOOD, SEVILLE	DX627	1997-00	ACURA EL
	1985-02	CHEVROLET BERETTA, CAVALIER, CELEBRITY, CITATION, CORSICA, IMPALA, LUMINA, LUMINA APV, MALIBU, MONTE CARLO, VENTURE		1990-00	HONDA CIVIC, CIVIC DEL SOL, CRX
	1985-02	OLDSMOBILE 98, ACHIEVA, ALERO, AURORA, CALAIS, CIERA, CUTLASS, CUTLASS CALAIS, CUTLASS CIERA, CUTLASS SUPREME, DELTA 88, FIRENZA, INTRIGUE, LSS, REGENCY, SILHOUETTE, TORONADO	DX628	1997-01	HONDA CR-V
			DX633	1999-02	HONDA ODYSSEY
				1994-00	MINI COOPER
			DX634	1999-01	HONDA CR-V, PRELUDE
			DX641	1976-86	RENAULT LECAR, R5

Buyer's Guide

DRIVETRAIN - OUTER BOOT

Part No. Vehicle Application			Part No. Vehicle Application		
DX642	1981-87	RENAULT ALLIANCE, ENCORE, FUEGO, R18, R18I	DX894	1990-02	LEXUS GS300, GS400, GS430, LS400, SC300, SC400, SC430
DX650	1976-86	RENAULT LECAR, R5	DX900	2000-02	TOYOTA ECHO
DX651	1981-86	RENAULT FUEGO, R18, R18I		1998-99	SUBARU IMPREZA, LEGACY
DX701	1988-89	EAGLE MEDALLION	DX902	1982-89	PORSCHE 911, 928
	1986-97	SAAB 900, 9000	DX906	1994-98	SAAB 900
	1983-02	VOLKSWAGEN BEETLE, CABRIO, CABRIOLET, CORRADO, GOLF, JETTA, PASSAT, QUANTUM, SCIROCCO, VANAGON		1993-98	VOLVO 850, C70, S70, V70
	1971-91	AUDI 100, 100 QUATTRO, 100 SERIES, 4000, 4000CS QUATTRO, 4000S, 4000S QUATTRO, 5000, 5000CS QUATTRO, 5000S QUATTRO, COUPE	DX912	1998-02	LEXUS LX470
DX702	1988	PASSPORT OPTIMA		1998-02	TOYOTA LAND CRUISER
	1988	PONTIAC LEMANS, OPTIMA	DX913	1999-02	VOLVO S70, S80, V70
	1987-97	LADA SAMARA	DX914	1999-02	VOLVO C70, S70, S80, V70
	1974-93	VOLKSWAGEN DASHER, FOX, GOLF, JETTA, QUANTUM, RABBIT, RABBIT CONVERTIBLE, RABBIT PICKUP, SCIROCCO			
	1973-85	AUDI 4000, 4000S, COUPE, FOX			
DX711	1978-81	PORSCHE 928			
DX714	1985-89	MERKUR SCORPIO, XR4TI			
	1980-92	VOLKSWAGEN VANAGON			
	1977-91	PORSCHE 924, 944			
DX724	1990-94	VOLKSWAGEN PASSAT			
	1988-95	AUDI 80, 80 QUATTRO, 90, 90 QUATTRO, COUPE QUATTRO			
DX727	1992-96	VOLKSWAGEN EUROVAN			
DX735	1997-02	VOLKSWAGEN EUROVAN, PASSAT			
	1994-98	VOLVO 850, C70, S70, V70			
	1990-01	AUDI 100, 100 QUATTRO, 90, A4, A6, A6 QUATTRO, CABRIOLET, S4, S6, V8 QUATTRO			
DX739	1998-01	VOLKSWAGEN PASSAT			
	1996-01	AUDI A4, A4 QUATTRO			
DX764	1980-88	TOYOTA CELICA, CRESSIDA, SUPRA			
DX783	1993-97	KIA SEPHIA			
DX801	1988	CHEVROLET NOVA			
	1983-99	TOYOTA CELICA, COROLLA, MR2, PASEO, TERCEL			
DX813	1978-79	SUBARU BRAT			
DX857	1996-02	TOYOTA 4RUNNER			
DX859	1999-02	LEXUS RX300			
	1999-01	HYUNDAI SONATA			
	1995-02	TOYOTA TACOMA, TUNDRA			
DX862	1980-90	TOYOTA TERCEL			
DX863	1990-93	LEXUS ES250, ES300			
	1988-97	TOYOTA CAMRY, CELICA, MR2, PREVIA			
DX867	1984-98	TOYOTA 4RUNNER, PICKUP, T100, VAN, VAN WAGON			
DX868	1986-92	TOYOTA CRESSIDA, SUPRA			
DX870	1990-99	TOYOTA CAMRY, CELICA, MR2			
DX877	1999-02	LEXUS RX300			
	1996-00	TOYOTA RAV4			
DX882	1992-96	LEXUS ES300			
	1992-96	TOYOTA AVALON, CAMRY			
DX890	1995-98	TOYOTA TERCEL			
DX892	1997-01	TOYOTA CAMRY, SOLARA			
DX892AB	1997-01	LEXUS ES300			
	1997-01	TOYOTA AVALON, CAMRY, SIENNA, SOLARA			
DX894	1993-95	TOYOTA SUPRA			

Buyer's Guide

DRIVETRAIN - INNER BOOT

Part No.	Vehicle Application	Part No.	Vehicle Application
DX102	1987-90 DODGE DAKOTA	DX210	1984-89 CHRYSLER E CLASS, LASER, LEBARON, NEW YORKER
	1983 AMERICAN MOTORS EAGLE		
	1980-88 AMC EAGLE	DX211	1995-00 SUZUKI ESTEEM
DX103	1983 AMERICAN MOTORS EAGLE		1989-93 GEO SPECTRUM, STORM
	1981-84 AMC EAGLE		1989-91 PASSPORT I-MARK
DX106	1990-98 CHEVROLET ASTRO		1987-93 ISUZU I-MARK, STYLUS
	1990-98 GMC SAFARI		1987-88 CHEVROLET SPECTRUM
	1984-90 FORD BRONCO II	1987-88 PONTIAC SUNBURST	
DX123	1977-82 BMW 630CSI, 633CSI	DX212	1987 CHRYSLER LEBARON
	1975-80 AUDI 100 SERIES, 5000	DX213	1982-86 CHRYSLER E CLASS, EXECUTIVE LIMOUSINE, EXECUTIVE SEDAN, LASER, LEBARON, NEW YORKER
	1972-83 PORSCHE 911, 930		
DX151	1982-94 BMW 524TD, 528E, 530I, 533I, 535I, 535IS, 540I, 633CSI, 635CSI, 733I, 735I, M5		1981-87 DODGE 400, 600, ARIES, CARAVAN, CHARGER, DAYTONA, LANCER, OMNI
DX153	1984-91 BMW 318I, 325, 325E, 325IX		1981-87 PLYMOUTH CARAVELLE, HORIZON, RELIANT, VOYAGER
DX157	1980-83 BMW 320I	DX214	1982-87 CHRYSLER E CLASS, EXECUTIVE LIMOUSINE, EXECUTIVE SEDAN, LASER, LEBARON, NEW YORKER
DX163	1987-94 BMW 318IC, 325I, 325IC, 325IS, 525I, 530I, 535I, 735I, 735IL, 740I, 740IL, 750IL, M3		
DX166	1995-96 BMW M3		1981-87 PLYMOUTH CARAVELLE, HORIZON, RELIANT, SUNDANCE, VOYAGER
DX168	1992-94 BMW 318I, 318IS, 320I	DX215	1989-91 PASSPORT I-MARK
DX169	1992-94 BMW 325I, 325IS		1989 GEO SPECTRUM
DX195	1992-96 EAGLE SUMMIT	1986-89 HYUNDAI EXCEL	
	1992-95 MITSUBISHI EXPO, EXPO LRV	1985-88 CHEVROLET SPECTRUM	
	1992-94 DODGE COLT	1985-88 PONTIAC SUNBURST	
	1992-94 PLYMOUTH COLT	1983-89 MITSUBISHI CORDIA, PRECIS, TREDIA	
DX202	1983-86 CHRYSLER E CLASS, LASER, LEBARON, NEW YORKER	1981-89 ISUZU I-MARK, PICKUP, TROOPER	
	1978-90 DODGE 400, 600, ARIES, CHARGER, DAYTONA, LANCER, OMNI, RAMPAGE	1981-85 MAZDA GLC	
	1978-90 PLYMOUTH CARAVELLE, HORIZON, RELIANT, SCAMP, TURISMO	1979-90 DODGE COLT	
DX203	1983-86 CHRYSLER E CLASS, LASER, LEBARON, NEW YORKER	1979-90 PLYMOUTH CHAMP, COLT	
	1978-90 DODGE 400, 600, ARIES, CHARGER, DAYTONA, LANCER, OMNI, RAMPAGE	1976-86 NISSAN 310, F10, PULSAR, PULSAR NX	
	1978-90 PLYMOUTH CARAVELLE, HORIZON, RELIANT, SCAMP, TURISMO	1973-87 HONDA ACCORD, CIVIC, CRX, PRELUDE	
DX204	1983 CHRYSLER NEW YORKER	DX218	1996-00 SUBARU FORESTER, IMPREZA, LEGACY
	1978-83 DODGE OMNI		1993 ASUNA SUNFIRE
	1978-83 PLYMOUTH HORIZON	1992-93 HYUNDAI ELANTRA	
DX205	1978-83 DODGE OMNI	1992-93 SUZUKI SWIFT	
	1978-83 PLYMOUTH HORIZON	1990-95 MAZDA 323, MX-3, PROTEGE	
DX206	1982-87 CHRYSLER E CLASS, EXECUTIVE LIMOUSINE, EXECUTIVE SEDAN, LASER, LEBARON, NEW YORKER	1989-95 EAGLE 2000 GTX, SUMMIT, VISTA	
	1981-89 PLYMOUTH CARAVELLE, HORIZON, RELIANT, SCAMP	1989-93 GEO SPECTRUM, STORM	
	1981-87 DODGE 400, 600, ARIES, CHARGER, DAYTONA, LANCER, OMNI, RAMPAGE	1989-91 PASSPORT I-MARK	
DX207	1982-87 CHRYSLER E CLASS, EXECUTIVE LIMOUSINE, EXECUTIVE SEDAN, LASER, LEBARON, NEW YORKER	1987-92 ISUZU I-MARK, IMPULSE, STYLUS, TROOPER	
	1981-89 PLYMOUTH CARAVELLE, HORIZON, RELIANT, SCAMP	1987-88 CHEVROLET SPECTRUM	
	1981-87 DODGE 400, 600, ARIES, CHARGER, DAYTONA, LANCER, OMNI, RAMPAGE	1987-88 PONTIAC SUNBURST	
DX210	1986-96 FORD ESCORT, EXP, TEMPO	1984-94 DODGE 2000 GTX, COLT, COLT 200, COLT VISTA	
	1984-96 MERCURY LYNX, TOPAZ, TRACER	1984-94 MITSUBISHI CORDIA, EXPO, EXPO LRV, MIRAGE, TREDIA	
	1984-90 DODGE 600, ARIES, DAYTONA, LANCER, SHADOW	1984-94 PLYMOUTH COLT, COLT 200, COLT VISTA, LASER	
DX210	1984-90 PLYMOUTH ACCLAIM, CARAVELLE, RELIANT, SUNDANCE	1983-90 NISSAN PULSAR NX, SENTRA	
		DX220	1993-98 VOLVO 850, C70, S70, V70
		1987-91 CHRYSLER LEBARON, NEW YORKER, TOWN & COUNTRY	
	1987-91 DODGE 600, ARIES, CARAVAN, DAYTONA, DYNASTY, GRAND CARAVAN, LANCER, SHADOW, SPIRIT		
	1987-91 PLYMOUTH ACCLAIM, CARAVELLE, GRAND VOYAGER, RELIANT, SUNDANCE		

Buyer's Guide

DRIVETRAIN - INNER BOOT

Part No.	Vehicle Application	Part No.	Vehicle Application
DX221	1995-02 VOLKSWAGEN BEETLE, CABRIO, CABRIOLET, GOLF, JETTA, PASSAT	DX323	1984-89 NISSAN 300ZX
	1992-01 AUDI 100, 100 QUATTRO, 90, A4, A4 QUATTRO, CABRIOLET, S4	DX330	1994-02 INFINITI J30, QX4
	1988-02 CHRYSLER GRAND VOYAGER, IMPERIAL, LEBARON, NEW YORKER, TOWN & COUNTRY		1980-02 NISSAN 720 PICKUP, D21 PICKUP, FRONTIER, PATHFINDER, XTERRA
	1988-02 DODGE 600, ARIES, CARAVAN, DAYTONA, DYNASTY, GRAND CARAVAN, LANCER, SHADOW, SPIRIT	DX336	1990-96 INFINITI Q45
	1987-00 PLYMOUTH ACCLAIM, CARAVELLE, GRAND VOYAGER, RELIANT, SUNDANCE		1990-96 NISSAN 300ZX
DX222	1982-84 DODGE COLT	DX343	1979-88 SAAB 900
	1982-84 PLYMOUTH CHAMP, COLT	DX344	1984-89 NISSAN 300ZX
DX223	1991-95 PLYMOUTH ACCLAIM, SUNDANCE	DX345	1985-02 SAAB 9-3, 900, 9000
	1990-95 CHRYSLER IMPERIAL, LEBARON, NEW YORKER	DX346	1999-02 SAAB 9-3, 9-5
	1990-95 DODGE DAYTONA, DYNASTY, SHADOW, SPIRIT	DX369	1994-95 HONDA PASSPORT
DX227	2000-02 DODGE DAKOTA, DURANGO		1989-91 PASSPORT PICKUP, TROOPER II
DX241	1996-99 PLYMOUTH BREEZE		1988-95 ISUZU AMIGO, PICKUP, RODEO, TROOPER
	1993-02 CHRYSLER 300M, CIRRUS, CONCORDE, LHS, NEW YORKER	DX372	1996-01 HONDA PASSPORT
	1993-02 DODGE INTREPID, STRATUS		1992-94 ISUZU TROOPER
	1993-97 EAGLE VISION	DX385	1995-99 NISSAN 200SX, SENTRA
DX242	1991-95 DODGE DAYTONA, DYNASTY, SHADOW, SPIRIT	DX387	1999-02 HONDA ODYSSEY
	1991-95 PLYMOUTH ACCLAIM, SUNDANCE		1996-97 ISUZU RODEO
	1991-93 CHRYSLER LEBARON		1995-00 MAZDA MILLENIA
DX243	1991-02 CHRYSLER GRAND VOYAGER, TOWN & COUNTRY		1990-92 FORD PROBE
	1991-02 DODGE CARAVAN, GRAND CARAVAN	DX388	1998-01 ISUZU AMIGO, RODEO, RODEO SPORT
	1991-00 PLYMOUTH GRAND VOYAGER		1993-99 NISSAN ALTIMA
DX244	1995-99 DODGE NEON	DX402	1978-97 FORD AEROSTAR, FIESTA
	1995-99 PLYMOUTH NEON		1973-85 AUDI 4000, 4000S, COUPE, FOX
DX306	1996-99 ACURA SLX		1970-93 VOLKSWAGEN BEETLE, DASHER, FOX, GOLF, JETTA, QUANTUM, RABBIT, RABBIT CONVERTIBLE, RABBIT PICKUP, SCIROCCO
	1994-99 ISUZU TROOPER	DX404	1991-95 PLYMOUTH ACCLAIM, GRAND VOYAGER, SUNDANCE
	1993-01 INFINITI J30, Q45		1990-95 CHRYSLER IMPERIAL, LEBARON, NEW YORKER, TOWN & COUNTRY
	1990-98 HYUNDAI SONATA		1990-95 DODGE CARAVAN, DAYTONA, DYNASTY, GRAND CARAVAN, MONACO, SHADOW, SPIRIT
	1990-96 NISSAN 300ZX, D21 PICKUP, PATHFINDER		1988-92 EAGLE PREMIER
	1989-97 FORD PROBE		1981-94 FORD ESCORT, EXP, TEMPO
	1989-91 DODGE RAIDER, RAM 50		1981-94 MERCURY LN7, LYNX, TOPAZ
	1988-02 MITSUBISHI DIAMANTE, MONTERO, MONTERO SPORT, SIGMA	DX406	1986-02 FORD TAURUS
	1986-02 MAZDA 626, 929, MX-6, RX-7		1986-02 MERCURY SABLE
DX310	1996-99 INFINITI I30	DX407	1993-98 LINCOLN MARK VIII
	1988-96 TOYOTA CAMRY		1989-97 FORD THUNDERBIRD
	1988-94 LINCOLN CONTINENTAL		1989-97 MERCURY COUGAR
	1985-99 NISSAN AXCESS, MAXIMA, MULTI, STANZA	DX408	1989 FORD THUNDERBIRD
	1984-02 FORD ESCORT, EXP, TAURUS, TEMPO, WINDSTAR		1989 MERCURY COUGAR
	1984-95 MERCURY SABLE, TOPAZ	DX409	1989-97 FORD THUNDERBIRD
	1980-97 LADA NIVA		1989-97 MERCURY COUGAR
DX310B	1993-00 MERCURY VILLAGER	DX423	1995-02 MERCURY COUGAR, MYSTIQUE
	1993-00 NISSAN QUEST		1995-00 FORD CONTOUR
DX312	1982-99 NISSAN 200SX, PULSAR, PULSAR NX, SENTRA	DX424	1995-02 MERCURY COUGAR, MYSTIQUE
DX315	1982-86 NISSAN PULSAR, PULSAR NX, SENTRA, STANZA		1995-00 FORD CONTOUR
DX316	1985-99 NISSAN 200SX, MULTI, NX, PULSAR NX, SENTRA, STANZA	DX426	1998-02 MAZDA B2500, B3000, B4000
DX321	1982-93 NISSAN PULSAR, PULSAR NX, SENTRA		1997-01 MERCURY MOUNTAINEER
DX322	1990-92 INFINITI M30		1995-02 FORD EXPLORER, RANGER
	1989-98 NISSAN 240SX, AXCESS	DX428	1998-02 LINCOLN NAVIGATOR
			1997-02 FORD EXPEDITION, F-150 PICKUP, F-250 PICKUP, F-250 SUPER DUTY PICKUP
		DX429	1997-02 FORD ESCORT
			1997-99 MERCURY TRACER
		DX430	1997-01 TOYOTA CAMRY, SOLARA
		DX432	2000-02 FORD FOCUS

Buyer's Guide

DRIVETRAIN - INNER BOOT

Part No. Vehicle Application			Part No. Vehicle Application		
DX434	2000-02	FORD FOCUS	DX522	1984-90	DODGE 600, ARIES, DAYTONA, DYNASTY, LANCER, SHADOW, SPIRIT
DX436	2000-02	FORD FOCUS		1984-90	PLYMOUTH ACCLAIM, CARAVELLE, RELIANT, SUNDANCE
DX438	1996-99	FORD TAURUS	DX523	1986	CHRYSLER EXECUTIVE LIMOUSINE, LASER, NEW YORKER
DX501	1982-83	BUICK CENTURY, SKYHAWK, SKYLARK		1985-86	CHEVROLET CELEBRITY, CITATION
	1982-83	CADILLAC CIMARRON		1985-86	PONTIAC 6000
	1982-83	CHEVROLET CAVALIER, CELEBRITY		1984-86	PLYMOUTH RELIANT
	1982-83	OLDSMOBILE CUTLASS CIERA, FIRENZA	DX527	1988-90	BUICK REATTA, RIVIERA
	1982-83	PONTIAC 6000, J2000		1988-90	CADILLAC ALLANTE, DEVILLE, ELDORADO, FLEETWOOD, SEVILLE
DX503	1988	PASSPORT OPTIMA		1988-90	OLDSMOBILE TORONADO
	1983-97	CHEVROLET BERETTA, CAVALIER, CELEBRITY, CORSICA, LUMINA	DX528	1991-99	DODGE DAKOTA, DURANGO
	1983-97	PONTIAC 6000, FIERO, GRAND AM, J2000, LEMANS, OPTIMA, SUNBIRD, SUNFIRE, TEMPEST		1985-96	CHEVROLET ASTRO, S10 BLAZER, S10 PICKUP
	1983-93	OLDSMOBILE CALAIS, CUTLASS CALAIS, CUTLASS CIERA, FIRENZA		1985-96	GMC S15 JIMMY, S15 PICKUP, S15 SONOMA, S15 SYCLONE, S15 TYPHOON, SAFARI
	1983-88	CADILLAC CIMARRON		1985-96	OLDSMOBILE BRAVADA, TORONADO
	1982-93	BUICK CENTURY, SKYHAWK, SKYLARK, SOMERSET		1985	CADILLAC ELDORADO, SEVILLE
DX506	1983	BUICK CENTURY		1984-85	BUICK RIVIERA
	1983	CHEVROLET CELEBRITY	DX529	1995-02	LINCOLN CONTINENTAL
	1983	OLDSMOBILE CUTLASS CIERA		1988-95	OLDSMOBILE ACHIEVA, CUTLASS CALAIS
	1983	PONTIAC 6000		1987-94	CHEVROLET BERETTA, CAVALIER, CELEBRITY, CORSICA
DX508	1997-02	GMC S15 JIMMY, S15 SONOMA, SAFARI		1987-94	PONTIAC 6000, GRAND AM, SUNBIRD, TEMPEST
	1996-00	ISUZU HOMBRE		1987-88	CADILLAC CIMARRON
	1985-88	CADILLAC ALLANTE, CIMARRON, DEVILLE, ELDORADO, FLEETWOOD, SEVILLE	DX529AB	1998-02	CHEVROLET AVALANCHE 2500, K1500 SUBURBAN, K2500 PICKUP, K2500 SUBURBAN, K3500 PICKUP, SILVERADO 1500, SILVERADO 1500 HD, SILVERADO 2500, SILVERADO 2500 HD, SILVERADO 3500, SUBURBAN 2500
	1983-02	BUICK CENTURY, ELECTRA, LESABRE, PARK AVENUE, REGAL, RIVIERA, SKYHAWK, SKYLARK, SOMERSET		1998-02	GMC DENALI, DENALI XL, K1500 SUBURBAN, K2500 PICKUP, K3500 PICKUP, SIERRA 1500, SIERRA 1500 HD, SIERRA 2500, SIERRA 2500 HD, SIERRA 3500, SIERRA C3, SIERRA DENALI, YUKON XL 2500
	1983-02	CHEVROLET ASTRO, BERETTA, CAVALIER, CELEBRITY, CITATION, CORSICA, IMPALA, LUMINA, LUMINA APV, MONTE CARLO, S10 BLAZER, S10 PICKUP, VENTURE	DX530B	1988-99	GMC K1500 SUBURBAN, K2500 PICKUP, K2500 SUBURBAN, K3500 PICKUP
	1983-02	OLDSMOBILE 98, BRAVADA, CALAIS, CIERA, CUTLASS CALAIS, CUTLASS CIERA, CUTLASS SUPREME, DELTA 88, FIRENZA, INTRIGUE, LSS, REGENCY, SILHOUETTE, TORONADO		1988-97	CHEVROLET K1500 SUBURBAN, K2500 PICKUP, K2500 SUBURBAN, K3500 PICKUP
	1983-02	PONTIAC 6000, BONNEVILLE, FIERO, GRAND AM, GRAND PRIX, J2000, MONTANA, SUNBIRD, TEMPEST, TRANS SPORT	DX536	1967-78	CADILLAC ELDORADO, SEVILLE
DX512	1982	CADILLAC CIMARRON		1966-78	OLDSMOBILE TORONADO
	1980-84	BUICK SKYHAWK, SKYLARK	DX538	1985-88	CHEVROLET SPRINT
	1980-84	CHEVROLET CAVALIER, CELEBRITY, CITATION		1985-88	PONTIAC FIREFLY
	1980-84	OLDSMOBILE FIRENZA, OMEGA		1985-88	SUZUKI FORSA
	1980-84	PONTIAC 6000, J2000, PHOENIX	DX539	1994-98	SAAB 900
DX517	1983-84	CHEVROLET S10 BLAZER, S10 PICKUP		1988	PASSPORT OPTIMA
	1983-84	GMC S15 JIMMY, S15 PICKUP		1988	PONTIAC LEMANS, OPTIMA
	1979-84	BUICK RIVIERA	DX539B	1993-98	VOLVO 850, C70, S70, V70
	1979-84	CADILLAC ELDORADO, SEVILLE	DX540	1988	PASSPORT OPTIMA
	1979-84	OLDSMOBILE TORONADO		1988	PONTIAC LEMANS, OPTIMA
DX519	1984	BUICK RIVIERA	DX541	1986-92	YUGO CABRIO, GV, GVL, GVS, GVX
DX522	1993	ASUNA GT, SE	DX543	1993	ASUNA GT, SE
	1989-92	GEO PRIZM		1988-93	PONTIAC LEMANS, OPTIMA
	1988-93	PONTIAC LEMANS, OPTIMA		1988-91	PASSPORT OPTIMA
	1988-91	PASSPORT OPTIMA	DX545	1998-99	CHEVROLET CAVALIER
	1987-92	TOYOTA COROLLA		1998-99	PONTIAC SUNFIRE
	1985-88	CHEVROLET NOVA		1991-02	SATURN SC SERIES, SL SERIES, SW SERIES
	1984-90	CHRYSLER EXECUTIVE LIMOUSINE, LASER, LEBARON, NEW YORKER	DX548	1992-96	PONTIAC BONNEVILLE

Buyer's Guide

DRIVETRAIN - INNER BOOT

Part No. Vehicle Application			Part No. Vehicle Application		
DX548	1991-99	CADILLAC ALLANTE, CONCOURS, DEVILLE, ELDORADO, FLEETWOOD, SEVILLE	DX713	1985-02	VOLKSWAGEN BEETLE, CABRIO, CABRIOLET, CORRADO, GOLF, JETTA, PASSAT, SCIROCCO
	1991-99	OLDSMOBILE 98, AURORA, DELTA 88, LSS, REGENCY, TORONADO	DX714	1985-89	MERKUR SCORPIO, XR4TI
	1991-97	BUICK LESABRE, PARK AVENUE, REATTA, RIVIERA		1983-01	AUDI 4000, 4000CS QUATTRO, 4000S, 4000S QUATTRO, 80, 80 QUATTRO, 90, 90 QUATTRO, A4, COUPE, COUPE QUATTRO
DX549	1992-02	CHEVROLET BERETTA, CAVALIER, CORSICA, MALIBU		1980-02	VOLKSWAGEN BEETLE, CABRIO, CABRIOLET, CORRADO, GOLF, JETTA, PASSAT, QUANTUM, SCIROCCO, VANAGON
	1991-02	OLDSMOBILE ACHIEVA, ALERO, CUTLASS, CUTLASS CALAIS		1977-91	PORSCHE 924, 944
	1991-02	PONTIAC GRAND AM, SUNBIRD, SUNFIRE	DX715	1992-02	VOLKSWAGEN EUROVAN, PASSAT
	1991-98	BUICK SKYLARK		1980-01	AUDI 100, 100 QUATTRO, 200, 200 QUATTRO, 5000, 5000CS QUATTRO, 5000S QUATTRO, 80, 80 QUATTRO, 90, 90 QUATTRO, A4, A4 QUATTRO, COUPE QUATTRO, S4, S6, V8 QUATTRO
DX552	1999-02	CADILLAC ESCALADE	DX758	1995-97	GEO METRO
	1998-02	CHEVROLET AVALANCHE 1500, K1500 PICKUP, K1500 SUBURBAN, K2500 PICKUP, SILVERADO 1500, SILVERADO 1500 HD, SUBURBAN 1500, TAHOE		1994-99	PONTIAC FIREFLY
	1998-02	GMC K1500 PICKUP, K1500 SUBURBAN, K2500 PICKUP, SIERRA 1500, SIERRA 1500 HD, YUKON, YUKON XL 1500		1992-01	CHEVROLET METRO
DX553	1998-02	CADILLAC CONCOURS, DEVILLE, SEVILLE		1989-01	SUZUKI SWIFT
	1997-00	OLDSMOBILE ALERO, DELTA 88, LSS, REGENCY		1989-94	SUBARU JUSTY
	1997-00	PONTIAC BONNEVILLE, GRAND AM		1988-93	FORD FESTIVA
	1997-99	BUICK LESABRE, PARK AVENUE, RIVIERA		1986-89	MAZDA 323
DX554	1988-97	CHEVROLET BLAZER, K1500 PICKUP, K1500 SUBURBAN, K2500 PICKUP, TAHOE	DX759	1998-01	NISSAN MICRA
	1988-97	GMC K1500 PICKUP, K1500 SUBURBAN, K2500 PICKUP, YUKON		1998-01	CHEVROLET METRO
DX555	2000-02	CHEVROLET CAVALIER		1995-01	SUZUKI SWIFT
	2000-02	PONTIAC SUNFIRE		1995-99	PONTIAC FIREFLY
DX606	1992-96	HONDA PRELUDE		1995-97	GEO METRO
	1986-94	ACURA LEGEND, VIGOR		1988-92	DAIHATSU CHARADE
DX607	1983-89	HONDA ACCORD, PRELUDE	DX760	1990-91	MAZDA 323, PROTEGE
DX608	1981-91	HONDA ACCORD, CIVIC, CRX, PRELUDE		1989-02	SUZUKI ESTEEM, SWIFT
DX609	1982-87	HONDA ACCORD, CIVIC, CRX, PRELUDE		1987-00	SUBARU FORESTER, IMPREZA, JUSTY, LEGACY
DX610	1996-99	ISUZU OASIS	DX762	1998-02	CHEVROLET TRACKER
	1986-01	ACURA CL, INTEGRA, TL		1994-97	PONTIAC SUNRUNNER
	1983-02	HONDA ACCORD, CIVIC DEL SOL, CR-V, ODYSSEY, PRELUDE		1992-95	ASUNA SUNRUNNER
DX612	1991-95	ACURA LEGEND		1991-95	SUBARU LEGACY
DX614	1991-01	ACURA NSX		1991-93	ISUZU STYLUS
DX617	1984-91	HONDA CIVIC, CRX		1990-94	HYUNDAI EXCEL, SCOUPE
DX622	1984-91	HONDA CIVIC, CRX, WAGOVAN		1989-98	EAGLE SUMMIT, TALON, VISTA
DX623	1989-93	MITSUBISHI GALANT		1989-98	SUZUKI SIDEKICK, X-90
	1989-91	PEUGEOT 405		1989-97	GEO STORM, TRACKER
	1987-97	LADA SAMARA		1987-90	MERCURY TRACER
DX626	1997-98	ACURA EL		1986-97	MAZDA 323, MIATA
	1992-98	HONDA CIVIC, CIVIC DEL SOL		1985-99	MITSUBISHI ECLIPSE, EXPO, EXPO LRV, MIRAGE, PRECIS
DX628	1997-01	HONDA CR-V		1985-94	PLYMOUTH COLT, COLT 100, COLT 200, COLT VISTA
DX630	1999-00	ACURA EL		1984-94	DODGE COLT, COLT 100, COLT 200, COLT VISTA
DX632	1999-00	HONDA CIVIC	DX764	1996-98	ACURA RL, TL
DX643	1976-86	RENAULT LECAR, R5		1995-00	KIA SPORTAGE
DX644	1981-86	RENAULT FUEGO, R18, R18I		1991-96	INFINITI G20
DX646	1983-87	RENAULT ALLIANCE, ENCORE		1991-94	MERCURY CAPRI
DX648	1983-87	RENAULT ALLIANCE, ENCORE		1989-01	HYUNDAI ELANTRA, SONATA, TIBURON
DX652	1988-89	EAGLE MEDALLION		1989-92	FORD PROBE
	1981-86	RENAULT FUEGO, R18, R18I		1989-91	EAGLE VISTA
DX653	1976-86	RENAULT LECAR, R5		1985-95	NISSAN AXXESS, MULTI, NX, PULSAR NX, SENTRA, STANZA
DX711	1978-81	PORSCHE 928		1984-91	PLYMOUTH COLT VISTA
	1971-74	AUDI 100 SERIES		1983-98	MAZDA 323, 626, B2200, B2600, MPV, MX-6

Buyer's Guide

DRIVETRAIN - INNER BOOT

Part No.	Vehicle Application	Part No.	Vehicle Application	
DX764	1983-96	MITSUBISHI CORDIA, MIGHTY MAX, MONTERO, TREDIA	DX781 1995-01	HYUNDAI ELANTRA, SONATA, TIBURON
	1980-89	TOYOTA CELICA, CRESSIDA, SUPRA	DX782 1999-01	HYUNDAI SONATA
	1979-93	DODGE COLT VISTA, D50 PICKUP, RAIDER, RAM 50	DX784 1993-97	KIA SEPHIA
DX765	1990-95	MAZDA 323, PROTEGE	DX804 1990-96	SUBARU IMPREZA, LEGACY
DX766	1993-97	FORD PROBE	DX806 1980-89	SUBARU DL, GL, GL-10, GLF, STANDARD
	1989-98	HYUNDAI ELANTRA, SCOUPE, SONATA, TIBURON	DX806B 1980-97	SUBARU BRAT, DL, GL, GL-10, GLF, LEGACY, LOYALE, STANDARD, SVX, XT
DX767	1989	DODGE COLT	DX814 1978-79	SUBARU BRAT
	1989	PLYMOUTH COLT	DX815 1985-97	SUBARU GL, GL-10, LEGACY, LOYALE, RX, SVX, XT, XT6
	1986-02	MAZDA 626, MX-6, RX-7	DX858 1996-02	TOYOTA 4RUNNER
	1985-02	MITSUBISHI GALANT, MIRAGE	DX860 1995-00	TOYOTA TACOMA
	1984-91	HONDA CIVIC, WAGOVAN	DX861 1984-97	TOYOTA CELICA, PREVIA, VAN, VAN WAGON
	1995-99	HYUNDAI ACCENT	DX868 1986-98	TOYOTA 4RUNNER, CRESSIDA, PICKUP, SUPRA, T100
	1993-95	KIA SEPHIA	DX869 1988	CHEVROLET NOVA
	1991-94	TOYOTA TERCEL	1983-88	TOYOTA COROLLA, MR2
	1991-93	ISUZU STYLUS	DX871 1980-90	TOYOTA TERCEL
	1990-93	GEO STORM	DX872 1987-02	TOYOTA ECHO, TERCEL
	1989-97	FORD ASPIRE, FESTIVA	DX873 1988	CHEVROLET NOVA
	1989-94	SUZUKI SWIFT	1983-91	TOYOTA CAMRY, CELICA, COROLLA, MR2
	1989-92	DAIHATSU CHARADE	DX874 1990-99	TOYOTA CAMRY, CELICA, MR2
	1987-94	MERCURY CAPRI, TRACER	DX878 1988-00	TOYOTA CAMRY, CELICA, COROLLA, PASEO, RAV4
	1986-98	MAZDA 323, MX-3, PROTEGE	DX879 1994-99	TOYOTA CELICA
DX768	1995-99	CHRYSLER SEBRING	DX880 1999-02	LEXUS RX300
	1993	ASUNA SUNFIRE	1996-00	TOYOTA RAV4
	1992-95	HYUNDAI ELANTRA	DX884 1990-02	LEXUS ES250, ES300, RX300
	1992	ISUZU STYLUS	1988-96	TOYOTA CAMRY, CELICA, MR2
	1990-95	MAZDA 323, MX-3, PROTEGE	DX885 1992-96	LEXUS ES300
	1989-98	EAGLE 2000 GTX, SUMMIT, TALON, VISTA	1990-02	TOYOTA AVALON, CAMRY, TUNDRA
	1987-99	DODGE 2000 GTX, AVENGER, COLT, COLT 100, COLT 200, COLT VISTA	DX891 1995-98	TOYOTA TERCEL
	1987-99	MITSUBISHI ECLIPSE, GALANT, MIRAGE	DX893 1998-02	LEXUS LX470
	1987-94	PLYMOUTH COLT, COLT 100, COLT 200, LASER	1998-02	TOYOTA LAND CRUISER
	1996-98	HYUNDAI ELANTRA	DX894 1993-95	TOYOTA SUPRA
DX769	1995-00	CHRYSLER SEBRING	1990-02	LEXUS GS300, GS400, GS430, LS400, SC300, SC400, SC430
	1995-98	HYUNDAI ELANTRA, SONATA, TIBURON	DX896 1997-01	LEXUS ES300
	1991-99	NISSAN 200SX, NX, SENTRA	1997-01	TOYOTA AVALON, CAMRY, SIENNA, SOLARA
	1991-96	INFINITI G20	DX898 1998-02	CHEVROLET PRIZM
	1990-98	EAGLE 2000 GTX, SUMMIT, TALON	1993-02	TOYOTA COROLLA
	1989-00	DODGE 2000 GTX, AVENGER, COLT, STEALTH	1993-97	GEO PRIZM
	1989-99	MITSUBISHI 3000GT, ECLIPSE, EXPO, EXPO LRV, GALANT, MIRAGE	DX902 1982-89	PORSCHE 911, 928
	1989-94	PLYMOUTH COLT, COLT VISTA, LASER	DX904 1989-94	CHEVROLET METRO, SPRINT
	1989-92	FORD PROBE	1989-94	GEO METRO
	1986-92	MAZDA 626, MX-6	1989-94	PONTIAC FIREFLY
DX773	1999-02	HONDA ODYSSEY	1989-94	SUZUKI SWIFT
	1991-99	MITSUBISHI 3000GT	DX908 1999-01	VOLKSWAGEN BEETLE, GOLF, JETTA
	1991-96	DODGE STEALTH	DX909 1999-00	VOLVO C70, S70, V70
	1989-92	FORD PROBE	DX910 1999-02	MAZDA MILLENIA
	1988-92	MAZDA 626, MX-6	DX911 1999-02	VOLVO S70, S80, V70
	1995-01	KIA SEPHIA		
DX774	1997-01	TOYOTA CAMRY		
	1996-02	CHRYSLER GRAND VOYAGER, SEBRING, TOWN & COUNTRY		
	1996-02	DODGE CARAVAN, GRAND CARAVAN		
	1996-00	PLYMOUTH GRAND VOYAGER		
	1993-02	MAZDA 626, MX-6		
	1993-98	FORD PROBE, WINDSTAR		




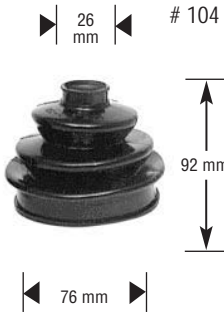

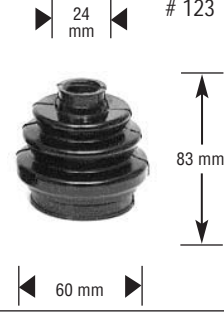
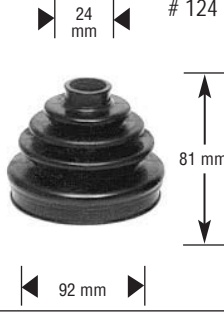
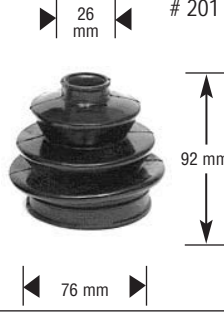






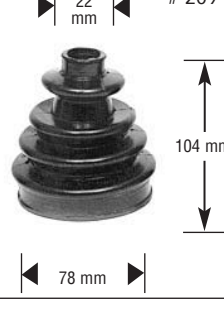
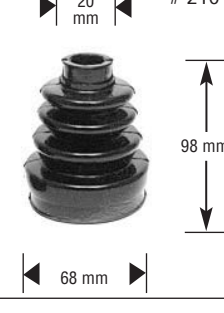




Boot Photos & Dimensions

**Photos & dimensions
de soufflets**

**Foto & dimension
juegos de bota**





















Boot Photos & Dimensions

Photos & dimensions de soufflets

 <p># 101 25 mm 110 mm 88 mm</p>	 <p># 102 24 mm 152 mm Y-105 mm</p>	 <p># 103 23 mm 146 mm Y-88 mm</p>	 <p># 104 26 mm 92 mm 76 mm</p>
 <p># 105 24 mm 93 mm 78 mm</p>	 <p># 123 24 mm 83 mm 60 mm</p>	 <p># 124 24 mm 81 mm 92 mm</p>	 <p># 201 26 mm 92 mm 76 mm</p>
 <p># 202 32 mm 121 mm 64 mm</p>	 <p># 203 19 mm 121 mm 64 mm</p>	 <p># 204 31 mm 129 mm Y-74 mm</p>	 <p># 205 19 mm 145 mm Y-74 mm</p>
 <p># 206 32 mm 103 mm 65 mm</p>	 <p># 207 21 mm 110 mm 66 mm</p>	 <p># 209 22 mm 104 mm 78 mm</p>	 <p># 210 20 mm 98 mm 68 mm</p>
 <p># 212 23 mm 111 mm 86 mm</p>	 <p># 213 38 mm 105 mm 80 mm</p>	 <p># 214 22 mm 101 mm 86 mm</p>	 <p># 215 21 mm 94 mm 73 mm</p>











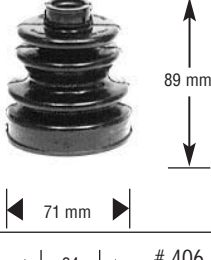





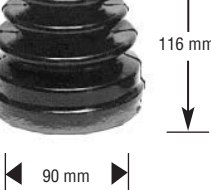
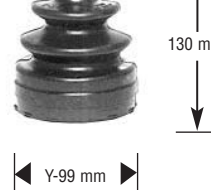
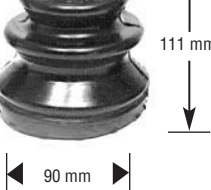
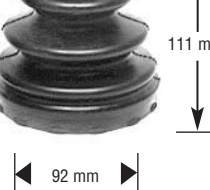
Boot Photos & Dimensions

Photos & dimensions de soufflets

 <p># 216 21 mm 93 mm 74 mm</p>	 <p># 217 25 mm 91 mm 77 mm</p>	 <p># 218 24 mm 92 mm 74 mm</p>	 <p># 219 26 mm 111 mm 90 mm</p>
 <p># 220 21 mm 87 mm 75 mm</p>	 <p># 221 21 mm 87 mm 82 mm</p>	 <p># 222 26 mm 89 mm 84 mm</p>	 <p># 223 27 mm 110 mm 102 mm</p>
 <p># 301 23 mm 97 mm 95 mm</p>	 <p># 302 25 mm 91 mm 77 mm</p>	 <p># 303 20 mm 104 mm 78 mm</p>	 <p># 304 26 mm 101 mm 84 mm</p>
 <p># 305 41 mm 119 mm 76 mm</p>	 <p># 306 23 mm 97 mm 89 mm</p>	 <p># 307 25 mm 91 mm 77 mm</p>	 <p># 308 25 mm 91 mm 77 mm</p>
 <p># 309 22 mm 93 mm 68 mm</p>	 <p># 310 25 mm 115 mm 86 mm</p>	 <p># 312 18 mm 117 mm 73 mm</p>	 <p># 313 27 mm 110 mm 85 mm</p>





















Boot Photos & Dimensions

Photos & dimensions de soufflets

 <p># 315 38 mm 120 mm 72 mm</p>	 <p># 316 22 mm 103 mm 83 mm</p>	 <p># 321 22 mm 99 mm 72 mm</p>	 <p># 330 27 mm 102 mm Y-87 mm</p>
 <p># 332 24 mm 114 mm 78 mm</p>	 <p># 342 23 mm 107 mm 90 mm</p>	 <p># 343 20 mm 102 mm 77 mm</p>	 <p># 368 26 mm 101 mm 84 mm</p>
 <p># 373 24 mm 85 mm 75 mm</p>	 <p># 373A 24 mm 85 mm 75 mm</p>	 <p># 380 21 mm 89 mm 71 mm</p>	 <p># 402 21 mm 96 mm 93.5 mm</p>
 <p># 404 23 mm 100 mm 79 mm</p>	 <p># 405 24 mm 108 mm 83 mm</p>	 <p># 406 24 mm 127 mm Y-88 mm</p>	 <p># 408 30 mm 135 mm 94 mm</p>
 <p># 501 23 mm 116 mm 90 mm</p>	 <p># 503 23 mm 130 mm Y-99 mm</p>	 <p># 505 26 mm 111 mm 90 mm</p>	 <p># 506 26 mm 111 mm 92 mm</p>





















Boot Photos & Dimensions

Photos & dimensions de soufflets

 <p># 508 26 mm 126 mm Y-106 mm</p>	 <p># 510 23 mm 128 mm 83 mm</p>	 <p># 512 23 mm 96 mm 82 mm</p>	 <p># 517 27 mm 110 mm 94 mm</p>
 <p># 519 27 mm 104 mm 93 mm</p>	 <p># 521 24 mm 111 mm 82 mm</p>	 <p># 522 24 mm 110 mm 85 mm</p>	 <p># 523 23 mm 131 mm 83 mm</p>
 <p># 523 F6 22 mm 149 mm 81 mm</p>	 <p># 523AB 22 mm 149 mm 81 mm</p>	 <p># 524 28 mm 131 mm 90 mm</p>	 <p># 524 F6 22 mm 149 mm 81 mm</p>
 <p># 527 26 mm 142 mm Y-111 mm</p>	 <p># 528 28 mm 131 mm 90 mm</p>	 <p># 529 25 mm 150 mm 90 mm</p>	 <p># 529AB 25 mm 150 mm 90 mm</p>
 <p># 530 31 mm 145 mm 110 mm</p>	 <p># 530B 31 mm 145 mm 110 mm</p>	 <p># 535 31 mm 131 mm 106 mm</p>	 <p># 536 32 mm 126 mm 109 mm</p>





















Boot Photos & Dimensions

Photos & dimensions de soufflets

<p>19 mm # 538</p>  <p>84 mm</p> <p>Y-74 mm</p>	<p>21 mm # 539</p>  <p>97 mm</p> <p>66 mm</p>	<p>25 mm # 541</p>  <p>86 mm</p> <p>72 mm</p>	<p>23 mm # 543</p>  <p>97 mm</p> <p>56 mm</p>
<p>22 mm # 544</p>  <p>130 mm</p> <p>76 mm</p>	<p>22 mm # 545</p>  <p>110 mm</p> <p>67 mm</p>	<p>23 mm # 549</p>  <p>130 mm</p> <p>Y-99 mm</p>	<p>25 mm # 603</p>  <p>94 mm</p> <p>77 mm</p>
<p>27 mm # 604</p>  <p>90 mm</p> <p>81 mm</p>	<p>27 mm # 607</p>  <p>91 mm</p> <p>78 mm</p>	<p>25 mm # 609</p>  <p>78 mm</p> <p>74 mm</p>	<p>23 mm # 610</p>  <p>91 mm</p> <p>78 mm</p>
<p>19 mm # 622</p>  <p>81 mm</p> <p>66 mm</p>	<p>19 mm # 623</p>  <p>90 mm</p> <p>80 mm</p>	<p>25 mm # 624</p>  <p>94 mm</p> <p>82 mm</p>	<p>23 mm # 625</p>  <p>100 mm</p> <p>91 mm</p>
<p>24 mm # 627</p>  <p>90 mm</p> <p>78 mm</p>	<p>19 mm # 641</p>  <p>106 mm</p> <p>70 mm</p>	<p>31 mm # 642</p>  <p>121 mm</p> <p>79 mm</p>	<p>17 mm # 643</p>  <p>108 mm</p> <p>80 mm</p>















Boot Photos & Dimensions

Photos & dimensions de soufflets

 <p># 644 28 mm 120 mm 71 mm</p>	 <p># 646 31 mm 111 mm 83 mm</p>	 <p># 648 30 mm 82 mm 113 mm</p>	 <p># 650 20 mm 109 mm 75 mm</p>
 <p># 651 22 mm 116 mm 83 mm</p>	 <p># 652 25 mm 104 mm 76 mm</p>	 <p># 653 16.5 mm 110 mm 63 mm</p>	 <p># 701 22 mm 88 mm 88 mm</p>
 <p># 702 20 mm 84 mm 76 mm</p>	 <p># 711 20.5 mm 85 mm 68 mm</p>	 <p># 714 22 mm 100 mm 100 mm</p>	 <p># 715 24 mm 121 mm 107 mm</p>
 <p># 724 21 mm 97 mm 83 mm</p>	 <p># 764 26 mm 89 mm 84 mm</p>	 <p># 767 22 mm 92 mm Y-86 mm</p>	 <p># 772 24 mm 97 mm Y-96 mm</p>
 <p># 773 26 mm 105 mm Y-92 mm</p>	 <p># 801 25 mm 85 mm 80 mm</p>	 <p># 806 24 mm 111 mm 75 mm</p>	 <p># 806B 24 mm 111 mm 75 mm</p>

Boot Photos & Dimensions

Photos & dimensions de soufflets

<p>▶ 25 mm ◀ # 813</p>  <p>104 mm</p> <p>◀ 77 mm ▶</p>	<p>▶ 23 mm ◀ # 814</p>  <p>99 mm</p> <p>◀ 74 mm ▶</p>	<p>▶ 25 mm ◀ # 862</p>  <p>117 mm</p> <p>◀ 79 mm ▶</p>	<p>▶ 29 mm ◀ # 863</p>  <p>100 mm</p> <p>◀ 91 mm ▶</p>
<p>▶ 29 mm ◀ # 867</p>  <p>100 mm</p> <p>◀ 91 mm ▶</p>	<p>▶ 29 mm ◀ # 868</p>  <p>115 mm</p> <p>◀ 96 mm ▶</p>	<p>▶ 22.5 mm ◀ # 869</p>  <p>92 mm</p> <p>◀ Y-86 mm ▶</p>	<p>▶ 23 mm ◀ # 870</p>  <p>91 mm</p> <p>◀ 83 mm ▶</p>
<p>▶ 26 mm ◀ # 871</p>  <p>95 mm</p> <p>◀ 75 mm ▶</p>	<p>▶ 22 mm ◀ # 872</p>  <p>92 mm</p> <p>◀ Y-93 mm ▶</p>	<p>▶ 27 mm ◀ # 873</p>  <p>110 mm</p> <p>◀ Y-85 mm ▶</p>	<p>▶ 23 mm ◀ # 874</p>  <p>100 mm</p> <p>◀ 100 mm ▶</p>
<p>▶ 22 mm ◀ # 878</p>  <p>88 mm</p> <p>◀ Y-94 mm ▶</p>	<p>▶ 25 mm ◀ # 884</p>  <p>100 mm</p> <p>◀ 64 mm ▶</p>		

Axle nuts numerical listing Liste numérique des écrous d'essieu

CV Shaft number Numéro de cardan homocinétique	Axle nut number Numéro d'écrou d'essieu	Type	CV Shaft number Numéro de cardan homocinétique	Axle nut number Numéro d'écrou d'essieu	Type	CV Shaft number Numéro de cardan homocinétique	Axle nut number Numéro d'écrou d'essieu	Type
CV1002	AT73	SL	CV1245	AT90	SL	CV1403	N/A	
CV1003	AT73	SL	CV1246	AT90	SL	CV1404	N/A	
CV1004	AT73	SL	CV1247	AT90	SL	CV1405	N/A	
CV1007	AT84	N	CV1248	AT90	SL	CV1406	N/A	
CV1008	AT84	N	CV1249	AT90	SL	CV1407	N/A	
CV1009	AT84	N	CV1250	AT90	SL	CV1408	N/A	
CV1010	AT84	N	CV1251	AT90	SL	CV1409	N/A	
CV1011	AT84	N	CV1252	AT90	SL	CV1410	N/A	
CV1012	AT84	N	CV1253	AT89	SL	CV1411	N/A	
CV1013	N/R		CV1254	AT89	SL	CV1412	N/A	
CV1014	N/A		CV1255	AT89	SL	CV1413	N/A	
CV1015	N/A		CV1256	AT89	SL	CV1414	N/A	
CV1016	AT79	STD	CV1257	N/A		CV1415	N/A	
CV1017	AT79	STD	CV1258	N/A		CV1416	N/A	
CV1201	AT90	SL	CV1259	AT90	SL	CV1417	N/A	
CV1202	AT90	SL	CV1260	AT90	SL	CV1418	N/A	
CV1203	AT90	SL	CV1261	AT89	SL	CV1419	N/A	
CV1204	AT90	SL	CV1262	AT89	SL	CV1420	N/A	
CV1205	AT90	SL	CV1263	AT90	SL	CV1421	N/A	
CV1206	AT90	SL	CV1264	AT90	SL	CV1422	N/A	
CV1207	AT90	SL	CV1265	N/A		CV1423	N/A	
CV1208	AT90	SL	CV1266	N/A		CV1424	N/A	
CV1209	AT90	SL	CV1267	AT89	SL	CV1450	AT90	SL
CV1210	AT90	SL	CV1268	AT89	SL	CV1451	AT90	SL
CV1212	AT89	SL	CV1271	AT89	SL	CV1452	AT89	SL
CV1213	AT89	SL	CV1275	AT89	SL	CV1453	AT89	SL
CV1214	AT89	SL	CV1276	AT89	SL	CV1454	N/A	
CV1215	AT89	SL	CV1277	AT89	SL	CV1455	N/A	
CV1216	AT89	SL	CV1278	AT89	SL	CV1456	N/A	
CV1217	AT89	SL	CV1279	AT89	SL	CV1457	N/A	
CV1218	N/A		CV1280	AT89	SL	CV1458	N/A	
CV1219	N/A		CV1283	AT89	SL	CV1459	N/A	
CV1222	N/A		CV1284	AT89	SL	CV1460	N/A	
CV1223	AT89	SL	CV1285	AT89	SL	CV1461	N/A	
CV1224	AT89	SL	CV1286	AT89	SL	CV1462	N/A	
CV1225	AT89	SL	CV1287	N/A		CV1463	N/A	
CV1226	AT89	SL	CV1288	N/A		CV1464	N/A	
CV1228	AT90	SL	CV1289	AT89	SL	CV1465	N/A	
CV1229	AT90	SL	CV1291	N/A		CV1466	N/A	
CV1230	AT90	SL	CV1292	N/A		CV1467	N/A	
CV1231	AT89	SL	CV1293	N/A		CV1478	N/R	
CV1232	AT90	SL	CV1294	N/A		CV1479	N/R	
CV1233	AT89	SL	CV1298	AT90	SL	CV1601	AT74	C
CV1234	AT89	SL	CV1299	AT90	SL	CV1602	AT74	C
CV1239	AT89	SL	CV1401	N/A		CV1609	AT74	C
CV1240	AT89	SL	CV1402	N/A		CV1611	AT74	C

Axle nuts numerical listing

Liste numérique des écrous d'essieu

CV Shaft number Numéro de cardan homocinétique	Axle nut number Numéro d'écrou d'essieu	Type	CV Shaft number Numéro de cardan homocinétique	Axle nut number Numéro d'écrou d'essieu	Type	CV Shaft number Numéro de cardan homocinétique	Axle nut number Numéro d'écrou d'essieu	Type
CV1612	AT74	C	CV1906	AT80	SL	CV2030	AT87	STD
CV1613	AT74	C	CV1909	AT71	SK	CV2031	AT87	STD
CV1614	AT74	C	CV1910	AT71	SK	CV2032	AT87	STD
CV1615	N/R		CV1911	AT80	SL	CV2033	AT87	STD
CV1616	N/R		CV1912	AT80	SL	CV2040	AT74	C
CV1617	N/R		CV1913	AT80	SL	CV2041	AT74	C
CV1618	N/R		CV1914	AT80	SL	CV2042	AT87	STD
CV1619	N/R		CV1919	AT80	SL	CV2043	AT87	STD
CV1620	N/R		CV1920	AT80	SL	CV2045	AT74	C
CV1633	AT74	C	CV1921	AT80	SL	CV2046	AT74	C
CV1634	AT74	C	CV1922	AT80	SL	CV2047	AT74	C
CV1635	AT74	C	CV1923	AT80	SL	CV2048	AT74	C
CV1636	AT74	C	CV1924	AT80	SL	CV2049	AT74	C
CV1638	N/A		CV1950	AT80	SL	CV2050	AT74	C
CV1639	N/A		CV1951	AT80	SL	CV2051	AT74	C
CV1640	N/A		CV1952	AT80	SL	CV2052	AT74	C
CV1641	N/A		CV1953	AT80	SL	CV2055	AT87	STD
CV1642	N/A		CV1954	AT80	SL	CV2056	AT87	STD
CV1643	N/A		CV1955	AT80	SL	CV2061	AT87	STD
CV1644	N/A		CV1956	AT80	SL	CV2062	AT87	STD
CV1645	N/A		CV2001	AT88	N	CV2063	AT87	STD
CV1646	N/A		CV2002	AT88	N	CV2064	AT87	STD
CV1647	N/A		CV2003	AT88	N	CV2065	AT87	STD
CV1648	N/A		CV2004	AT88	N	CV2071	AT87	STD
CV1649	N/R		CV2005	AT87	ST	CV2072	AT87	STD
CV1650	N/R		CV2006	AT87	ST	CV2073	AT87	STD
CV1651	N/R		CV2007	AT87	STD	CV2075	AT74	C
CV1652	N/R		CV2008	AT87	STD	CV2076	AT74	C
CV1803	N/A		CV2009	AT87	STD	CV2077	AT74	C
CV1804	N/A		CV2010	AT87	STD	CV2079	AT74	C
CV1805	N/A		CV2011	AT87	STD	CV2080	AT74	C
CV1806	N/A		CV2012	AT87	STD	CV2081	AT74	C
CV1807	N/A		CV2013	AT87	STD	CV2082	AT74	C
CV1808	N/A		CV2014	AT87	STD	CV2083	AT74	C
CV1809	N/A		CV2015	AT87	STD	CV2088	AT74	C
CV1813	N/A		CV2016	AT87	STD	CV2089	AT74	C
CV1814	N/A		CV2017	AT87	STD	CV2090	AT74	C
CV1815	N/A		CV2018	AT87	STD	CV2092	AT74	C
CV1816	N/A		CV2019	AT87	STD	CV2093	AT74	C
CV1817	N/A		CV2020	AT87	STD	CV2094	AT74	C
CV1818	N/A		CV2021	AT87	STD	CV2096	AT87	STD
CV1819	N/A		CV2022	AT87	STD	CV2097	AT74	C
CV1820	N/A		CV2023	AT87	STD	CV2098	AT74	C
CV1903	AT71	SK	CV2024	AT87	STD	CV2099	AT74	C
CV1904	AT71	SK	CV2027	AT87	STD	CV2100	AT87	STD
CV1905	AT80	SL	CV2028	AT87	STD	CV2101	AT87	STD

Axle nuts numerical listing Liste numérique des écrous d'essieu

CV Shaft number Numéro de cardan homocinétique	Axle nut number Numéro d'écrou d'essieu	Type	CV Shaft number Numéro de cardan homocinétique	Axle nut number Numéro d'écrou d'essieu	Type	CV Shaft number Numéro de cardan homocinétique	Axle nut number Numéro d'écrou d'essieu	Type
CV2103	AT87	STD	CV2167	N/A		CV2226	AT74	C
CV2105	AT87	STD	CV2168	N/A		CV2227	AT74	C
CV2106	AT87	STD	CV2169	N/A		CV2228	AT74	C
CV2109	AT74	C	CV2170	N/A		CV2229	AT74	C
CV2118	AT74	C	CV2171	AT87	STD	CV2232	AT74	C
CV2119	AT74	C	CV2185	N/A		CV2233	AT74	C
CV2123	AT97	SL	CV2186	N/A		CV2238	AT87	STD
CV2124	AT97	SL	CV2187	N/A		CV2245	AT97	SL
CV2125	AT97	SL	CV2188	N/A		CV2246	AT97	SL
CV2126	AT97	SL	CV2189	N/A		CV2247	AT97	SL
CV2127	AT74	C	CV2190	N/A		CV2248	AT97	SL
CV2128	AT74	C	CV2191	N/A		CV3001	AT79	STD
CV2129	AT74	C	CV2192	N/A		CV3002	AT79	STD
CV2130	AT74	C	CV2193	N/A		CV3003	AT87	STD
CV2131	AT74	C	CV2194	N/A		CV3004	AT87	STD
CV2132	AT74	C	CV2195	N/A		CV3005	AT78	SL
CV2133	AT74	C	CV2196	N/A		CV3006	AT78	SL
CV2134	AT74	C	CV2197	N/A		CV3007	AT78	SL
CV2135	AT74	C	CV2198	N/A		CV3008	AT78	SL
CV2136	AT74	C	CV2199	AT74	C	CV3009	AT87	STD
CV2137	AT74	C	CV2200	AT74	C	CV3010	AT87	STD
CV2138	AT74	C	CV2201	AT74	C	CV3011	AT78	SL
CV2139	AT74	C	CV2202	AT74	C	CV3012	AT78	SL
CV2140	AT74	C	CV2203	AT74	C	CV3013	AT78	SL
CV2141	AT74	C	CV2204	AT74	C	CV3014	AT78	SL
CV2142	AT74	C	CV2205	AT74	C	CV3019	AT79	STD
CV2143	AT74	C	CV2206	AT74	C	CV3020	AT79	STD
CV2144	AT74	C	CV2207	N/A		CV3021	AT78	SL
CV2145	AT74	C	CV2208	N/A		CV3022	AT78	SL
CV2146	AT74	C	CV2209	N/A		CV3023	AT78	SL
CV2147	AT87	STD	CV2210	N/A		CV3024	AT79	STD
CV2150	AT74	C	CV2211	N/A		CV3025	AT77	C
CV2151	AT74	C	CV2212	N/A		CV3026	AT77	C
CV2152	AT74	C	CV2213	N/A		CV3027	AT77	C
CV2153	AT74	C	CV2214	N/A		CV3028	AT77	C
CV2154	AT74	C	CV2215	N/A		CV3029	N/A	
CV2155	AT74	C	CV2216	N/A		CV3030	N/A	
CV2156	AT74	C	CV2217	AT87	STD	CV3031	N/A	
CV2157	AT74	C	CV2218	AT87	STD	CV3032	N/A	
CV2158	N/R		CV2219	AT87	STD	CV3033	AT78	SL
CV2159	N/A		CV2220	AT87	STD	CV3035	AT78	SL
CV2160	N/A		CV2221	AT87	STD	CV3036	AT78	SL
CV2161	N/A		CV2222	AT97	SL	CV3037	N/R	
CV2162	N/A		CV2223	AT97	SL	CV3038	AT87	STD
CV2164	N/A		CV2224	AT97	SL	CV3039	AT87	STD
CV2166	N/A		CV2225	AT97	SL	CV3043	N/R	

Axle nuts numerical listing

Liste numérique des écrous d'essieu

CV Shaft number Numéro de cardan homocinétique	Axle nut number Numéro d'écrou d'essieu	Type	CV Shaft number Numéro de cardan homocinétique	Axle nut number Numéro d'écrou d'essieu	Type	CV Shaft number Numéro de cardan homocinétique	Axle nut number Numéro d'écrou d'essieu	Type
CV3044	N/R		CV3098	AT87	STD	CV3351	N/A	
CV3045	AT87	STD	CV3099	AT87	STD	CV3352	N/A	
CV3046	AT87	STD	CV3303	AT79	STD	CV3353	N/A	
CV3047	AT87	STD	CV3304	AT79	STD	CV3354	N/A	
CV3048	AT87	STD	CV3305	N/A		CV3355	N/A	
CV3049	AT79	STD	CV3306	N/A		CV3356	N/A	
CV3051	N/R		CV3307	N/A		CV3357	N/A	
CV3052	N/R		CV3308	N/A		CV3358	N/A	
CV3053	N/R		CV3309	N/A		CV3359	N/A	
CV3054	N/R		CV3310	N/A		CV3360	N/A	
CV3055	AT79	STD	CV3311	N/A		CV3362	N/A	
CV3056	AT79	STD	CV3312	N/A		CV3364	N/A	
CV3057	AT79	STD	CV3313	N/A		CV3365	N/A	
CV3058	AT79	STD	CV3314	N/A		CV3366	N/A	
CV3059	AT79	SL	CV3315	N/A		CV3367	N/A	
CV3060	AT87	STD	CV3316	N/A		CV3368	AT87	STD
CV3061	AT87	STD	CV3317	N/A		CV3369	AT87	STD
CV3062	AT79	STD	CV3318	N/A		CV3370	AT87	STD
CV3063	AT79	STD	CV3319	N/A		CV3371	AT87	STD
CV3064	AT79	STD	CV3320	N/A		CV3372	AT87	STD
CV3065	AT79	STD	CV3321	N/A		CV3373	AT87	STD
CV3066	N/R		CV3322	N/A		CV3374	AT87	STD
CV3070	AT79	STD	CV3323	N/A		CV3375	AT87	STD
CV3071	AT79	STD	CV3324	N/A		CV3376	AT87	STD
CV3074	AT79	STD	CV3325	N/A		CV3377	AT87	STD
CV3075	AT79	STD	CV3326	N/A		CV3378	AT87	STD
CV3076	AT87	STD	CV3327	N/A		CV3379	AT87	STD
CV3077	AT87	STD	CV3328	N/A		CV3382	AT79	STD
CV3078	AT87	STD	CV3329	N/A		CV3383	AT79	STD
CV3080	AT79	STD	CV3330	N/A		CV3385	AT79	STD
CV3081	AT79	STD	CV3331	N/A		CV3387	AT79	STD
CV3082	AT79	STD	CV3332	N/A		CV4001	AT86	SL
CV3083	AT79	STD	CV3333	N/A		CV4002	AT86	SL
CV3084	AT79	STD	CV3334	N/A		CV4003	AT86	SL
CV3085	AT79	STD	CV3335	N/A		CV4005	AT86	SL
CV3086	N/A		CV3336	N/A		CV4012	AT86	SL
CV3087	N/A		CV3337	N/A		CV4014 (4505)	AT86	SL
CV3088	N/A		CV3338	N/A		CV4014 (4527)	AT83	SL
CV3089	N/A		CV3339	N/A		CV4015 (4505)	AT86	SL
CV3090	N/R		CV3340	N/A		CV4015 (4527)	AT83	SL
CV3091	N/R		CV3341	N/A		CV4016 (4505)	AT86	SL
CV3092	AT87	STD	CV3342	N/A		CV4016 (4527)	AT83	SL
CV3094	AT79	STD	CV3347	N/A		CV4017	AT86	SL
CV3095	AT79	STD	CV3348	N/A		CV4021	AT83	SL
CV3096	AT87	STD	CV3349	N/A		CV4022	AT83	SL
CV3097	AT87	STD	CV3350	N/A		CV4023	AT83	SL

Axle nuts numerical listing Liste numérique des écrous d'essieu

CV Shaft number Numéro de cardan homocinétique	Axle nut number Numéro d'écrou d'essieu	Type	CV Shaft number Numéro de cardan homocinétique	Axle nut number Numéro d'écrou d'essieu	Type	CV Shaft number Numéro de cardan homocinétique	Axle nut number Numéro d'écrou d'essieu	Type
CV4024	AT83	SL	CV4105	N/A		CV5004	AT83	SL
CV4025	AT83	SL	CV4106	N/A		CV5005	AT83	SL
CV4026	AT83	SL	CV4108	N/A		CV5006	AT83	SL
CV4031	AT83	SL	CV4109	N/A		CV5018	AT83	SL
CV4032	AT83	SL	CV4110	N/A		CV5020	AT83	SL
CV4033	AT86	SL	CV4111	N/A		CV5021	AT83	SL
CV4034	AT86	SL	CV4114	N/A		CV5022	AT83	SL
CV4043	AT85	SL	CV4115	N/A		CV5023	AT83	SL
CV4044	AT85	SL	CV4116	N/A		CV5024	AT83	SL
CV4045	AT85	SL	CV4117	N/A		CV5025	AT83	SL
CV4048	AT83	SL	CV4118	N/A		CV5026	AT83	SL
CV4049	AT83	SL	CV4119	N/A		CV5027	AT83	SL
CV4050	AT83	SL	CV4120	N/A		CV5028	AT83	SL
CV4051	AT83	SL	CV4121	N/A		CV5036	AT73	SL
CV4054	AT71	SK	CV4122	N/A		CV5037	AT73	SL
CV4055	AT71	SK	CV4123	N/A		CV5042	AT85	SL
CV4056	AT86	SL	CV4124	N/A		CV5043	AT85	SL
CV4057	AT86	SL	CV4125	N/A		CV5046	AT85	SL
CV4062	AT71	SK	CV4126	N/A		CV5047	AT85	SL
CV4063	AT71	SK	CV4127	N/A		CV5048	AT83	SL
CV4070	AT83	SL	CV4128	N/A		CV5050	AT85	SL
CV4071	AT83	SL	CV4129	N/A		CV5051	AT85	SL
CV4072	N/R		CV4130	N/A		CV5054	AT83	SL
CV4073	N/R		CV4131	N/A		CV5056	AT83	SL
CV4074	N/R		CV4132	N/A		CV5057	AT83	SL
CV4075	N/R		CV4133	N/A		CV5058	AT83	SL
CV4082	AT83	SL	CV4138	AT83	SL	CV5060	AT83	SL
CV4083	AT83	SL	CV4139	AT83	SL	CV5061	AT83	SL
CV4084	AT83	SL	CV4142	AT85	SL	CV5062	AT83	SL
CV4085	AT83	SL	CV4143	AT83	SL	CV5071	AT73	SL
CV4086	AT83	SL	CV4144	AT83	SL	CV5076	N/A	
CV4090	AT85	SL	CV4145	AT83	SL	CV5077	N/A	
CV4091	AT85	SL	CV4146	AT83	SL	CV5087	AT83	SL
CV4092	N/R		CV4149	AT71	SK	CV5088	AT83	SL
CV4093	N/R		CV4150	AT71	SK	CV5089	AT83	SL
CV4094	AT79	SL	CV4151	AT71	SK	CV5090	AT83	SL
CV4095	AT79	SL	CV4152	AT71	SK	CV5091	AT83	SL
CV4096	N/A		CV4153	AT71	SK	CV5092	AT83	SL
CV4097	N/A		CV4154	AT71	SK	CV5095	AT83	SL
CV4098	N/A		CV4155	AT71	SK	CV5096	AT83	SL
CV4099	N/A		CV4156	AT71	SK	CV5098	AT85	SL
CV4100	N/A		CV4159	AT83	SL	CV5099	AT85	SL
CV4101	N/A		CV4160	AT83	SL	CV5104	AT85	SL
CV4102	N/A		CV5001	AT83	SL	CV5105	AT85	SL
CV4103	N/A		CV5002	AT83	SL	CV5107	AT85	SL
CV4104	N/A		CV5003	AT83	SL	CV5108	AT85	SL

Axle nuts numerical listing

Liste numérique des écrous d'essieu

CV Shaft number Numéro de cardan homocinétique	Axle nut number Numéro d'écrou d'essieu	Type	CV Shaft number Numéro de cardan homocinétique	Axle nut number Numéro d'écrou d'essieu	Type	CV Shaft number Numéro de cardan homocinétique	Axle nut number Numéro d'écrou d'essieu	Type
CV5109	AT85	SL	CV5188	AT77	C	CV5292	AT83	SL
CV5110	AT85	SL	CV5189	AT77	C	CV5293	AT83	SL
CV5112	AT85	SL	CV5190	AT77	C	CV5294	AT83	SL
CV5113	AT85	SL	CV5191	AT77	C	CV5295	AT83	SL
CV5114 (5520)	AT76	SK	CV5194	AT85	SL	CV5296	AT97	SL
CV5114 (5546)	AT77	C	CV5195	AT85	SL	CV5297	AT97	SL
CV5115 (5520,5523)	AT76	SK	CV5207	AT85	SL	CV5298	N/A	
CV5115 (5545,5546)	AT77	C	CV5208	AT85	SL	CV5299	N/A	
CV5116 (5520)	AT76	SK	CV5225	AT85	SL	CV5300	AT85	SL
CV5116 (5546)	AT77	C	CV5226	AT85	SL	CV5303	N/A	
CV5117 (5520,5523)	AT76	SK	CV5235	AT77	C	CV5304	AT85	SL
CV5117 (5545,5546)	AT77	C	CV5236	AT77	C	CV5305	AT83	SL
CV5118	AT92	C	CV5241	N/R		CV5306	AT83	SL
CV5119	AT92	C	CV5246	AT97	SL	CV5307	AT83	SL
CV5120	AT92	C	CV5247	AT97	SL	CV5308	AT83	SL
CV5121	AT92	C	CV5248	AT85	SL	CV5309	AT83	SL
CV5122	AT85	SL	CV5249	AT85	SL	CV5312	AT83	SL
CV5125	AT85	SL	CV5252	AT83	SL	CV5313	AT83	SL
CV5126	AT85	SL	CV5253	AT83	SL	CV5314	AT83	SL
CV5127	AT85	SL	CV5254	AT83	SL	CV5315	AT83	SL
CV5135	AT85	SL	CV5255	AT83	SL	CV5316	AT73	SL
CV5136	AT85	SL	CV5256	AT97	SL	CV5328	AT85	SL
CV5148	AT85	SL	CV5260	AT97	SL	CV5329	AT85	SL
CV5149	AT85	SL	CV5261	AT97	SL	CV5330	AT85	SL
CV5151 (5524)	AT76	SK	CV5262	AT85	SL	CV6000	AT70	C
CV5151 (5543)	AT77	C	CV5263	AT85	SL	CV6001	AT71	SK
CV5155	AT85	SL	CV5268	AT83	SL	CV6002	AT71	SK
CV5156	AT85	SL	CV5269	AT83	SL	CV6005	AT71	SK
CV5157	AT85	SL	CV5271	AT83	SL	CV6006	AT71	SK
CV5158	AT85	SL	CV5272	AT83	SL	CV6007	AT70	C
CV5159	AT85	SL	CV5273	AT85	SL	CV6008	AT70	C
CV5160	AT85	SL	CV5274	AT85	SL	CV6009	AT71	SK
CV5161	AT85	SL	CV5277	AT97	SL	CV6010	AT71	SK
CV5162	AT85	SL	CV5278	AT97	SL	CV6011	AT71	SK
CV5166	AT85	SL	CV5279	AT97	SL	CV6013	AT71	SK
CV5170	AT85	SL	CV5280	AT97	SL	CV6014	AT71	SK
CV5174 (5524)	AT76	SK	CV5282	AT83	SL	CV6015	AT71	SK
CV5174 (5543)	AT77	C	CV5283	AT83	SL	CV6016	AT71	SK
CV5178	AT77	C	CV5284	AT83	SL	CV6017	AT71	SK
CV5179	AT77	C	CV5285	AT83	SL	CV6018	AT71	SK
CV5180	AT77	C	CV5286	AT83	SL	CV6019	AT71	SK
CV5181	AT77	C	CV5287	AT83	SL	CV6020	AT71	SK
CV5182	AT77	C	CV5288	AT83	SL	CV6021	AT71	SK
CV5183	AT77	C	CV5289	AT83	SL	CV6027	AT71	SK
CV5186	AT77	C	CV5290	AT83	SL	CV6028	AT71	SK
CV5187	AT77	C	CV5291	AT83	SL	CV6029	AT70	C

Axle nuts numerical listing Liste numérique des écrous d'essieu

CV Shaft number Numéro de cardan homocinétique	Axle nut number Numéro d'écrou d'essieu	Type	CV Shaft number Numéro de cardan homocinétique	Axle nut number Numéro d'écrou d'essieu	Type	CV Shaft number Numéro de cardan homocinétique	Axle nut number Numéro d'écrou d'essieu	Type
CV6030	AT70	C	CV6092	AT72	SK	CV7012	AT90	SL
CV6031	AT71	SK	CV6093	AT72	SK	CV7020	AT90	SL
CV6032	AT71	SK	CV6094	AT71	SK	CV7029	AT90	SL
CV6033	AT71	SK	CV6095	AT71	SK	CV7030	N/R	
CV6035	AT71	SK	CV6097	AT72	SK	CV7031	N/R	
CV6037	AT71	SK	CV6098	AT72	SK	CV7032	N/R	
CV6038	AT71	SK	CV6099	AT72	SK	CV7033	N/R	
CV6039	AT71	SK	CV6300	AT72	SK	CV7034	N/R	
CV6040	AT71	SK	CV6301	AT72	SK	CV7035	N/R	
CV6041	AT71	SK	CV6302	AT72	SK	CV7036	AT89	SL
CV6042	AT71	SK	CV6303	AT72	SK	CV7038	AT90	SL
CV6043	AT71	SK	CV6304	AT72	SK	CV7045	AT90	SL
CV6044	AT71	SK	CV6305	AT72	SK	CV7046	AT90	SL
CV6045	AT71	SK	CV6306	N/A		CV7049	AT89	SL
CV6046	AT71	SK	CV6307	N/A		CV7050	AT89	SL
CV6051	AT71	SK	CV6308	N/A		CV7051	AT89	SL
CV6052	AT71	SK	CV6309	N/A		CV7052	AT89	SL
CV6053	AT72	SK	CV6310	AT71	SK	CV7053	AT90	SL
CV6055	AT72	SK	CV6311	AT71	SK	CV7054	AT90	SL
CV6056	AT72	SK	CV6317	AT72	SK	CV7055	AT90	SL
CV6059	AT71	SK	CV6319	AT72	SK	CV7056	AT90	SL
CV6060	AT71	SK	CV6320	AT71	SK	CV7057	AT90	SL
CV6061	AT71	SK	CV6321	AT71	SK	CV7058	AT90	SL
CV6062	AT71	SK	CV6322	AT71	SK	CV7059	AT90	SL
CV6063	AT71	SK	CV6323	AT71	SK	CV7060	AT90	SL
CV6064	AT71	SK	CV6403	AT84	N	CV7061	N/A	
CV6065	AT71	SK	CV6404	AT84	N	CV7062	N/A	
CV6066	AT71	SK	CV6408	AT82	N	CV7063	N/A	
CV6067	AT71	SK	CV6409	AT84	N	CV7064	N/A	
CV6068	AT71	SK	CV6410	AT84	N	CV7601	AT86	SL
CV6070	AT71	SK	CV6411	N/A		CV7602	AT86	SL
CV6071	AT71	SK	CV6412	N/A		CV7608	AT91	SK
CV6072	AT71	SK	CV6413	N/A		CV7610	AT91	SK
CV6073	AT71	SK	CV6414	N/A		CV7611	AT91	SK
CV6078	AT71	SK	CV6415	N/A		CV7612	AT91	SK
CV6079	AT71	SK	CV6416	N/A		CV7615	AT86	SL
CV6080	AT72	SK	CV6417	N/A		CV7616	AT86	SL
CV6081	AT72	SK	CV6418	N/A		CV7617	N/R	
CV6082	AT72	SK	CV6419	N/A		CV7618	N/R	
CV6084	AT72	SK	CV6420	N/A		CV7619	AT71	SK
CV6085	AT72	SK	CV7000	N/R		CV7620	AT71	SK
CV6086	AT72	SK	CV7001	AT90	SL	CV7621	AT71	SK
CV6088	AT71	SK	CV7002	AT90	SL	CV7622	AT71	SK
CV6089	AT71	SK	CV7008	AT90	SL	CV7627	AT71	SK
CV6090	AT72	SK	CV7009	AT90	SL	CV7628	AT71	SK
CV6091	AT72	SK	CV7011	AT90	SL	CV7629	AT71	SK

Axle nuts numerical listing Liste numérique des écrous d'essieu

CV Shaft number Numéro de cardan homocinétique	Axle nut number Numéro d'écrou d'essieu	Type	CV Shaft number Numéro de cardan homocinétique	Axle nut number Numéro d'écrou d'essieu	Type	CV Shaft number Numéro de cardan homocinétique	Axle nut number Numéro d'écrou d'essieu	Type
CV7630	AT71	SK	CV7692	N/A		CV8418	AT96	SK
CV7634	AT71	SK	CV7693	N/A		CV8419	AT96	SK
CV7635	AT71	SK	CV7694	N/A		CV8420	AT71	SK
CV7638	AT71	SK	CV7695	N/A		CV8421	AT71	SK
CV7639	AT71	SK	CV7696	N/A		CV8422	AT71	SK
CV7640	AT86	SL	CV7697	N/A		CV8423	AT72	SK
CV7641	AT86	SL	CV7698	N/A		CV8424	AT72	SK
CV7642	AT86	SL	CV7699	N/A		CV8425	N/A	
CV7643	AT86	SL	CV7900	AT71	SK	CV8429	N/A	
CV7645	AT86	SL	CV7901	AT71	SK	CV8433	AT72	SK
CV7646	AT71	SK	CV7902	AT71	SK	CV8434	AT72	SK
CV7647	AT71	SK	CV7903	AT71	SK	CV8440	AT71	SK
CV7648	AT71	SK	CV7904	AT71	SK	CV8442	AT71	SK
CV7649	AT71	SK	CV7905	AT71	SK	CV8601	AT94	STD
CV7650	AT71	SK	CV7909	AT71	SK	CV8603	AT94	STD
CV7651	AT71	SK	CV7920	AT71	SK	CV8604	AT94	STD
CV7652	AT71	SK	CV7921	AT71	SK	CV8605	AT94	STD
CV7656	AT71	SK	CV7926	AT71	SK	CV8606	AT94	STD
CV7657	AT71	SK	CV7927	AT71	SK	CV8607	AT94	STD
CV7658	AT71	SK	CV8001	AT81	C	CV8608	AT94	STD
CV7659	AT71	SK	CV8002	AT81	C	CV8609	AT94	STD
CV7660	AT71	SK	CV8004	AT81	C	CV8610	AT94	STD
CV7661	AT71	SK	CV8008	AT81	C	CV8614	AT94	STD
CV7662	AT71	SK	CV8009	AT92	C	CV8615	AT94	STD
CV7663	AT71	SK	CV8010	AT92	C	CV8616	AT94	STD
CV7664	N/A		CV8011	AT71	SK	CV8617	AT94	STD
CV7665	N/A		CV8014	AT71	SK	CV8621	N/R	
CV7667	N/A		CV8016	AT93	C	CV8622	N/R	
CV7668	N/A		CV8017	AT93	C	CV8623	N/A	
CV7669	N/A		CV8018	AT71	SK	CV8624	N/A	
CV7670	N/A		CV8024	AT71	SK	CV8625	AT94	STD
CV7671	N/A		CV8027	AT71	SK	CV8628	AT94	STD
CV7672	N/A		CV8028	AT71	SK	CV8632	N/R	
CV7675	N/A		CV8029	AT71	SK	CV8633	AT94	STD
CV7677	N/A		CV8030	AT71	SK	CV8634	AT94	STD
CV7678	N/A		CV8032	AT71	SK	CV8636	N/R	
CV7679	N/A		CV8401	AT71	SK	CV8637 (8724)	AT95	STD
CV7680	N/A		CV8402	AT71	SK	CV8637 (8712)	AT94	STD
CV7682	N/A		CV8403	AT72	SK	CV8638 (8724)	AT95	STD
CV7683	N/A		CV8406	AT71	SK	CV8638 (8712)	AT94	STD
CV7685	N/A		CV8407	AT71	SK	CV8639	AT94	STD
CV7687	N/A		CV8408	AT72	SK	CV8640	AT94	STD
CV7688	N/A		CV8409	AT72	SK	CV8641	AT94	STD
CV7689	N/A		CV8410	AT71	SK	CV8642	AT94	STD
CV7690	N/A		CV8411	AT71	SK	CV8643	AT94	STD
CV7691	N/A		CV8416	AT72	SK	CV8644	AT94	STD

Axle nuts numerical listing

Liste numérique des écrous d'essieu

CV Shaft number Numéro de cardan homocinétique	Axle nut number Numéro d'écrou d'essieu	Type	CV Shaft number Numéro de cardan homocinétique	Axle nut number Numéro d'écrou d'essieu	Type	CV Shaft number Numéro de cardan homocinétique	Axle nut number Numéro d'écrou d'essieu	Type
CV8645	AT94	STD	CV8685	AT95	STD	CV8947	N/A	
CV8646	AT94	STD	CV8686	AT95	STD	CV8948	N/A	
CV8647 (8728x)	AT95	STD	CV8687	AT95	STD	CV8949	N/A	
CV8647 (8726x)	AT94	STD	CV8688	AT95	STD	CV8950	N/A	
CV8648 (8728x)	AT95	STD	CV8690	AT95	STD	CV8951	AT95	STD
CV8648 (8726x)	AT94	STD	CV8692	AT94	STD	CV8952	AT95	STD
CV8649	N/A		CV8693	AT95	STD	CV8953	AT95	STD
CV8650	N/R		CV8694	AT95	STD	CV8954	AT95	STD
CV8651 (8739, 8740)	AT95	STD	CV8695	AT95	STD	CV8955	AT95	STD
CV8651 (8716, 8717)	AT94	STD	CV8696	AT95	STD	CV8956	AT95	STD
CV8652 (8739, 8740)	AT95	STD	CV8697	AT95	STD	CV8966	AT95	STD
CV8652 (8716, 8717)	AT94	STD	CV8901	N/R		CV8968	AT95	STD
CV8655 (8723)	AT95	STD	CV8903	N/A		CV8974	AT95	STD
CV8655 (8705)	AT94	STD	CV8904	N/A		CV9401	AT75	SK
CV8656 (8723)	AT95	STD	CV8905	N/A		CV9402	AT75	SK
CV8656 (8705)	AT94	STD	CV8906	N/A		CV9407	AT75	SK
CV8659 (8728x)	AT95	STD	CV8907	N/A		CV9408	AT75	SK
CV8659 (8726x)	AT94	STD	CV8908	N/A		CV9410	AT77	C
CV8660	AT95	STD	CV8909	AT87	STD	CV9411	AT77	C
CV8661 (8728)	AT95	STD	CV8910	AT87	STD	CV9412	AT77	C
CV8661 (8726)	AT94	STD	CV8911	AT87	STD	CV9413	AT77	C
CV8662 (8728)	AT95	STD	CV8912	AT87	STD	CV9421	AT75	SK
CV8662 (8726)	AT94	STD	CV8919	N/A		CV9422	AT75	SK
CV8663 (8719)	AT95	STD	CV8920	N/A		CV9423	AT75	SK
CV8663 (8733)	AT94	STD	CV8923	AT95	STD	CV9424	AT75	SK
CV8664 (8719)	AT95	STD	CV8924	AT95	STD	CV9426	AT75	SK
CV8664 (8733)	AT94	STD	CV8925	AT95	STD	CV9429	N/A	
CV8665 (8728)	AT95	STD	CV8926	AT95	STD	CV9430	N/A	
CV8665 (8726)	AT94	STD	CV8927	AT95	STD	CV9431	N/A	
CV8666	AT94	STD	CV8928	AT95	STD	CV9432	N/A	
CV8667	AT95	STD	CV8929	AT95	STD	CV9433	N/A	
CV8668	AT95	STD	CV8930	AT95	STD	CV9434	N/A	
CV8669	AT94	STD	CV8931	AT95	STD	CV9435	N/A	
CV8670	AT94	STD	CV8932	AT95	STD	CV9436	N/A	
CV8671	AT94	STD	CV8933	AT95	STD	CV9437	N/A	
CV8672	AT94	STD	CV8934	AT95	STD	CV9438	N/A	
CV8673	AT94	STD	CV8935	N/R		CV9439	N/A	
CV8674	AT94	STD	CV8936	N/R		CV9440	N/A	
CV8677	AT94	STD	CV8939	AT95	STD	CV9501	N/R	
CV8678	AT94	STD	CV8940	AT95	STD	CV9502	N/R	
CV8679	AT94	STD	CV8941	AT95	STD	CV9503	AT77	C
CV8680	AT94	STD	CV8942	AT95	STD	CV9504	AT77	C
CV8681	AT94	STD	CV8943	AT95	STD	CV9505	N/R	
CV8682	AT94	STD	CV8944	AT95	STD	CV9506	N/R	
CV8683	AT95	STD	CV8945	AT95	STD	CV9508	AT77	C
CV8684	AT95	STD	CV8946	AT95	STD	CV9509	AT77	C

Axle nuts numerical listing Liste numérique des écrous d'essieu

CV Shaft number Numéro de cardan homocinétique	Axle nut number Numéro d'écrou d'essieu	Type	CV Shaft number Numéro de cardan homocinétique	Axle nut number Numéro d'écrou d'essieu	Type	CV Shaft number Numéro de cardan homocinétique	Axle nut number Numéro d'écrou d'essieu	Type
CV9510	AT77	C	CV9725	AT74	C	CV9805	AT75	SK
CV9515	AT77	C	CV9726	AT74	C	CV9806	AT75	SK
CV9516	AT77	C	CV9727	AT74	C	CV9807	AT75	SK
CV9517	AT77	C	CV9728	AT74	C	CV9808	AT75	SK
CV9518	AT77	C	CV9729	AT74	C	CV9809	AT75	SK
CV9520	N/R		CV9730	AT74	C	CV9810	AT75	SK
CV9521	N/R		CV9731	AT74	C	CV9811	AT75	SK
CV9525	N/R		CV9732	AT74	C	CV9812	AT75	SK
CV9701	AT74	C	CV9733	AT74	C	CV9815	AT75	SK
CV9701	AT74	C	CV9734	AT74	C	CV9816	AT75	SK
CV9702	AT74	C	CV9735	AT74	C	CV9817	AT75	SK
CV9703	AT74	C	CV9736	AT74	C	CV9818	AT75	SK
CV9704	AT74	C	CV9737	AT74	C	CV9823	AT75	SK
CV9705	AT74	C	CV9738	AT74	C	CV9824	AT75	SK
CV9706	AT74	C	CV9739	AT74	C	CV9825	AT75	SK
CV9709	AT74	C	CV9740	AT74	C	CV9901	AT86	SL
CV9710	AT74	C	CV9741	AT74	C	CV9902	AT86	SL
CV9711	AT74	C	CV9742	AT74	C	CV9903	AT89	SL
CV9713	AT74	C	CV9743	AT74	C	CV9904	AT89	SL
CV9714	AT74	C	CV9744	AT74	C	CV9905	N/A	
CV9715	AT74	C	CV9745	AT74	C	CV9906	N/A	
CV9717	AT74	C	CV9746	AT74	C	CV9907	N/A	
CV9719	AT74	C	CV9753	AT87	STD	CV9908	N/A	
CV9720	AT74	C	CV9772	AT87	STD	CV9909	N/A	
CV9721	AT74	C	CV9801	N/R		CV9910	N/A	
CV9722	AT74	C	CV9802	N/R		CV9911	N/A	
CV9723	AT74	C	CV9803	N/R		CV9912	N/A	
CV9724	AT74	C	CV9804	N/R				

AXEL NUT TORQUE SPECIFICATION / SPÉCIFICATIONS DE COUPLE DE SERRAGE

Make	Model	Year	Torque specification	Make	Model	Year	Torque specification	
ACURA	CL 2.2L & 2.3L	97-98	181 Ft.Lbs (245 N.m.)	CHEVROLET	Citation	84-85	185 Ft.Lbs (251 N.m)	
	CL 3.0L	97-98	134 Ft.Lbs (182 N.m)		Lumina	98-99	118 Ft.Lbs (160 N.m.)	
	Integra	86-98	134 Ft.Lbs (182 N.m)			1997	151 Ft.Lbs (205 N.m)	
	Legend	86-95	240 Ft.Lbs (325 N.m)			90-96	185 Ft.Lbs (251 N.m)	
	RL 3.5L	96-98	181 Ft.Lbs (245 N.m.)		Lumina APV	90-96	185 Ft.Lbs (251 N.m)	
	TL 2.5L & 3.2L	95-98	134 Ft.Lbs (182 N.m)		Malibu	98-99	74 Ft.Lbs (100 N.m.) (11)	
	Vigor	92-94	184 Ft.Lbs (250 N.m)			1997	185 Ft.Lbs (251 N.m)	
BUICK	Century	98-99	176 Ft.Lbs (239 N.m)		Monte Carlo	98-99	118 Ft.Lbs (160 N.m.)	
		1997	151 Ft.Lbs (205 N.m)			1997	151 Ft.Lbs (205 N.m)	
		95-96	103 Ft.Lbs (140 N.m)(5)			95-96	185 Ft.Lbs (251 N.m)	
		1994	176 Ft.Lbs (239 N.m)		Nova	85-88	137 Ft.Lbs (186 N.m)	
		1993	103 Ft.Lbs (140 N.m)(5)		Pickup K1500, K2500 & K3500	98-99	165 Ft.Lbs (225 N.m)	
		88-92	192 Ft.Lbs (260 N.m)		Big Blaser	83-95	181 Ft.Lbs (245 N.m)	
		85-87	185 Ft.Lbs (251 N.m)		S-10 Blazer	98-99	130 Ft.Lbs (176 N.m)	
	Electra, LeSabre & Park Avenue	93-99	107 Ft.Lbs (145 N.m)			83-97	181 Ft.Lbs (245 N.m)	
		85-92	180 Ft. Lbs (244 N.m)		Spectrum	85-88	137 Ft.Lbs (186 N.m)	
	Reatta	88-91	185 Ft.Lbs (251 N.m)		Sprint	85-91	145 Ft.Lbs (196 N.m)	
	Regal	98-99	185 Ft.Lbs (251 N.m)		Suburban K3500	98-99	118 Ft.Lbs (160 N.m.)	
		1997	151 Ft.Lbs (205 N.m)			1997	151 Ft.Lbs (205 N.m)	
	Riviera	95-99	107 Ft.Lbs (145 N.m)		CHRYSLER	Cirrus	95-99	180 Ft.Lbs (244 N.m)
		84-93	180 Ft. Lbs (244 N.m)	Concorde, LHS		96-99	120 Ft.Lbs (163 N.m)	
	Skyhawk	87-89	192 Ft.Lbs (260 N.m)			93-95	70-90 Ft.Lbs (95-122 N.m)	
		84-86	185 Ft.Lbs (251 N.m)	Fifth Ave		1995	120 Ft.Lbs (163 N.m)	
	Skylark	1998	74 Ft.Lbs (100 N.m.) (11)			1994	70-90 Ft.Lbs (95-122 N.m)	
		1997	185 Ft.Lbs (251 N.m)			90-93	180 Ft.Lbs (244 N.m)	
		93-96	192 Ft.Lbs (260 N.m)	LeBaron, LeBaron GTS		85-95	180 Ft.Lbs (244 N.m)	
	Skylark & Somerset	84-92	185 Ft.Lbs (251 N.m)			New Yorker, Imperial	1995	120 Ft.Lbs (163 N.m)
						Sebring	95-99	145-188 Ft.Lbs (196-255 N.m)
	CADILLAC	Allante	93-94	107 Ft.Lbs (145 N.m)			Town & Country Van	90-99
87-92			180 Ft.Lbs (244 N.m)	DODGE		Aries, 400 & 600	82-89	180 Ft.Lbs (244 N.m)
Cimarron		87-88	192 Ft.Lbs (260 N.m)			Caravan,		
		84-86	185 Ft.Lbs (251 N.m)		Mini Ram Van	84-95	180 Ft.Lbs (244 N.m)	
Concours		93-99	107 Ft.Lbs (145 N.m)		Charger, Omni	84-90	180 Ft.Lbs (244 N.m)	
Deville & Fleetwood		93-99	107 Ft.Lbs (145 N.m)		Colt & Colt Vista	83-94	148-192 Ft.Lbs (200-260 N.m)	
		85-92	180 Ft.Lbs (244 N.m)		Conquest	84-86	148-192 Ft.Lbs (200-260 N.m)	
Eldorado & Seville		93-99	107 Ft.Lbs (145 N.m)			Dakota	87- 96	190 Ft.Lbs (258 N.m)
	84-92	180 Ft.Lbs (244 N.m)			Daytona & Lancer	85-93	180 Ft.Lbs (244 N.m)	
CHEVROLET	Astro	98-99	147 Ft.Lbs (200 N.m.)			Dynasty	88-93	180 Ft.Lbs (244 N.m)
		89-97	160-200 Ft.Lbs (217-270 N.m)		Intrepid	93-94	70-90 Ft.Lbs (95-122 N.m)	
	Beretta & Corsica	87-96	192 Ft.Lbs. (260 N.m)		1995	120 Ft.Lbs (163 N.m)		
		98-99	74 Ft.Lbs (100 N.m.) (11)	Monaco	90-92	181 Ft.Lbs (245 N.m)		
	Cavalier	1997	185 Ft.Lbs (251 N.m)	Shadow & Spirit	87-95	180 Ft.Lbs (244 N.m)		
		87-96	192 Ft.Lbs (260 N.m)	Stealth	91-94	148-192 Ft.Lbs (200-260 N.m)		
		84-86	185 Ft.Lbs (251 N.m)					
Celebrity	88-90	192 Ft.Lbs (260 N.m)	EAGLE	Medallion	88-89	185 Ft.Lbs (250 N.m)		
	84-87	185 Ft.Lbs (251 N.m)		Premier	88-92	181 Ft.Lbs (245 N.m)		
EAGLE	Summit & Summit Wagon	89-94	148-192 Ft.Lbs (200-260 N.m)	INFINITI	G20	91-93	173-232 Ft.Lbs (235-315 N.m)	
		90-94	148-192 Ft.Lbs (200-260 N.m)(2)	ISUZU	I-Mark, Impulse & Stylus	85-93	137 Ft.Lbs (186 N.m)	
	Vision	93-94	70-90 Ft.Lbs (95-122 N.m)		LEXUS	ES250	90-91	137 Ft.Lbs (186 N.m)
FORD	Aerostar	90-96	170-210 Ft.Lbs (230-285 N.m)		ES300	92-94	217 Ft.Lbs (294 N.m)	
		1994	116-174 Ft.Lbs (157-235 N.m)	LINCOLN	Continental	88-94	180-200 Ft.Lbs (244-271 N.m)	
	Escort	91-94	174-235 Ft.Lbs (235-319 N.m)	MAZDA	GLC & 626	84-85	118-177 Ft.Lbs (160-240 N.m)(7)(8)	
		84-90	180-200 Ft.Lbs (244-271 N.m)		MX-3, MS-6 & 626	88-94	174-235 Ft.Lbs	

AXEL NUT TORQUE SPECIFICATION / SPÉCIFICATIONS DE COUPLE DE SERRAGE

Make	Model	Year	Torque specification	Make	Model	Year	Torque specification	
	Festiva	88-93	116-174 Ft.Lbs (157-235 N.m)				(235-319 N.m)(7)(8)	
	Probe	89-94	174-235 Ft.Lbs (235-319 N.m)		Protege & 323	86-94	116-174 Ft.Lbs (157-235 N.m)(7)(8)	
	Taurus	86-95	180-200 Ft.Lbs (244-271 N.m)		626	86-87	116-174 Ft.Lbs (157-235 N.m)(7)(8)	
	Tempo	92-94	170-236 Ft.Lbs (231-321 N.m)		MERCURY	Capri	91-94	116-174 Ft.Lbs. (157-235 N.m)
		84-91	180-200 Ft.Lbs (244-271 N.m)			Tracer	91-94	174-235 Ft.Lbs. (235-319 N.m)
GEO	Metro	89-94	129 Ft.Lbs (175 N.m)(7)		Lynx & LN7	84-90	180-200 Ft.Lbs. (244-271 N.m)	
	Prizm	93-94	159 Ft.Lbs (216 N.m)		Sable	86-94	180-200 Ft.Lbs. (244-271 N.m)	
		89-92	137 Ft.Lbs. (186 N.m)		Topaz	92-94	170-236 Ft.Lbs. (231-321 N.m)	
	Spectrum	1989	129 Ft.Lbs (175 N.m)			84-91	180-200 Ft.Lbs. (244-271 N.m)	
GMC	Storm	90-94	137 Ft.Lbs (186 N.m)		Tracer	88-89	116-174 Ft.Lbs. (157-235 N.m)	
	K1500,K2500, K3500 4 X 4	88-96	180 Ft.Lbs (245 N.m)		Villager	93-95	174-231 Ft.Lbs. (235-314 N.m)	
	S-15 Jimmy & Sonoma 4 X 4	83-95	160-200 Ft.Lbs (217-270 N.m)	MITSUBISHI	Cordia & Tredia	84-88	148-192 Ft.Lbs. (200-260 N.m)	
	Safari	89-96	160-200 Ft.Lbs (217-270 N.m)			Diamante & Expo	92-94	148-192 Ft.Lbs. (200-260 N.m)(2)
	Suburban	92-96	180 Ft.Lbs (245 N.m)		Eclipse	90-94	148-192 Ft.Lbs. (200-260 N.m)	
HONDA	Accord & Prelude	93-95	184 Ft.Lbs (250 N.m)(1)(7)	Eclipse	Galant & Mirage	85-94	148-192 Ft.Lbs. (200-260 N.m)	
		91-92	181 Ft.Lbs (245 N.m)(1)(7)		Precis	87-94	148-192 Ft.Lbs. (200-260 N.m)	
		87-90	134 Ft.Lbs (182 N.m)(1)(7)		Sigma 46	89-90	148-192 Ft.Lbs. (200-260 N.m)	
		84-86	136 Ft.Lbs (185 N.m)(1)(7)		3000GT	91-94	148-192 Ft.Lbs. (200-260 N.m)	
	Civic	84-95	134 Ft.Lbs (182 N.m)(1)(7)	NISSAN	Altima & Quest	93-94	174-231 Ft.Lbs. (235-314 N.m)	
HYUNDAI	Elantra	92-94	148-192 Ft.Lbs (200-260 N.m)	SAAB	900	84-94	213-227 Ft.Lbs. (290-310 N.m)	
	Excel	92-94	148-192 Ft.Lbs (200-260 N.m)		9000	85-94	207-222 Ft.Lbs. (280-300 N.m)	
	Scoupe	92-94	148-192 Ft.Lbs (200-260 N.m)	SATURN	Coupe, Sedan & Wagon	91-94	145 Ft.Lbs (196 N.m)	
	Sonata	92-94	148-192 Ft.Lbs (200-260 N.m)	SUBARU	Justy	89-94	145 Ft.Lbs (196 N.m)	
	Excel & Sonata	84-91	145-188 Ft.Lbs (196-254 N.m)		Legacy	87-88	130 Ft.Lbs (177 N.m)	
NISSAN	Axxess	1990	174-231 Ft.Lbs. (235-314 N.m)		Loyale	90-94	145 Ft.Lbs (196 N.m)	
	Maxima	84-94	174-231 Ft.Lbs. (235-314 N.m)		T	85-90	145 Ft.Lbs (196 N.m)	
	NX, Pulsar & Sentra	87-94	145-203 Ft.Lbs. (196-275 N.m)		1600,1800, DL, GL & Brat	84-89	145 Ft.Lbs (196 N.m)	
	Pulsar & Sentra	84-86	87-145 Ft.Lbs. (118-196 N.m)	SUZUKI	Swift	89-94	111-148 Ft.Lbs (150-200 N.m)	
	Stanza	87-92	174-231 Ft.Lbs. (235-314 N.m)	TOYOTA	Camry	92-94	217 Ft.Lbs (294 N.m)	
OLDSMOBILE	Achieva	93-94	192 Ft.Lbs.(260 N.m)		Camry, Corolla & Tercel	84-91	137 Ft.Lbs (185 N.m)	
		85-92	185 Ft.Lbs.(251 N.m)		Celica	92-94	166 Ft.Lbs (226 N.m)	
	Calais	85-92	185 Ft.Lbs.(251 N.m)			86-91	137 Ft.Lbs (185 N.m)	
	Cutlass Supreme	85-92	185 Ft.Lbs.(251 N.m)		Corolla	92-94	159 Ft.Lbs (216 N.m)	
	Ciera	1994	176 Ft.Lbs.(239 N.m)		Passeo & Tercel	92-94	152 Ft.Lbs (206 N.m)	
		1993	103 Ft.Lbs.(140 N.m)(5)					
	Firenza	88-92	192 Ft.Lbs.(260 N.m)					
	Firenza & Omega	84-87	185 Ft.Lbs.(251 N.m)					
	Silhouette	87-88	192 Ft.Lbs.(260 N.m)					
		84-86	185 Ft.Lbs.(251 N.m)					
	Toronado & 88	1994	103 Ft.Lbs.(140 N.m)(5)					
	Toronado	90-93	185 Ft.Lbs.(251 N.m)					
	88 & Ninety Eight	86-92	180 Ft.Lbs.(244 N.m)					
	84-85	176 Ft.Lbs.(239 N.m)						
	93-94	107 Ft.Lbs.(145 N.m)						

AXEL NUT TORQUE SPECIFICATION / SPÉCIFICATIONS DE COUPLE DE SERRAGE

Make	Model	Year	Torque specification	Make	Model	Year	Torque specification	
	Ninety Eight	85-92	180 Ft.Lbs.(244 N.m)					
PLYMOUTH	Colt, Colt Vista	83-94	148-192 ft.Lbs. (200-260 N.m)	VOLKSWAGEN	Cabriolet	93-94	177 Ft.Lbs (240 N.m)	
	Reliant	82-89	180 Ft.Lbs.(244 N.m)		Cabriolet,Golf, Jetta & Scirocco	85-92	170 Ft.Lbs (230 N.m)	
	Voyager	84-94	180 Ft.Lbs.(244 N.m)		Corrado, Golf & Jetta	93-94	195 Ft.Lbs (265 N.m)	
	Horizon & Turismo	84-90	180 Ft.Lbs.(244 N.m)		Corrado	90-92	170 Ft.Lbs (230 N.m)	
	Caravelle	85-93	180 Ft.Lbs.(244 N.m)		EuroVan	1993	148 Ft.Lbs (200 N.m)	
	Sundance & Acclaim	87-94	180 Ft.Lbs.(244 N.m)		Fox	87-94	170 Ft.Lbs (230 N.m)	
PONTIAC	Bonneville	93-94	107 Ft.Lbs.(145 N.m)		Jetta,Rabbit, Pickup & Scirocco	1984	173 Ft.Lbs (235 N.m)	
		87-92	180 Ft.Lbs.(244 N.m)		Passat	90-94	195 Ft.Lbs (265 N.m)	
	Grand Am	93-94	192 Ft.Lbs.(260 N.m)		Quantum	84-88	170 Ft.Lbs (230 N.m)	
		85-92	185 Ft.Lbs.(251 N.m)					
	Grand Prix	88-95	185 Ft.Lbs.(251 N.m)		VOLVO	850	92-94	89 Ft.Lbs (120 N.m)
	LeMans	88-90	74 Ft.Lbs.(100 N.m)					
	Phoenix & Sunbird	84-86	185 Ft.Lbs.(251 N.m)		YUGO	GV & GVL	86-90	159 Ft.Lbs (216 N.m)
	Sunbird	87-94	192 Ft.Lbs.(260 N.m)					
	Trans Sport	90-95	185 Ft.Lbs.(251 N.m)					
	6000	1994	176 Ft.Lbs.(239 N.m)					
		1993	103 Ft.Lbs.(140 N.m)(5)					
		89-92	192 Ft.Lbs.(260 N.m)					
		84-87	185 Ft.Lbs.(251 N.m)					
RENAULT	Alliance, Encore & GTA	84-87	154 Ft.Lbs.(210 N.m)					
	Fuego & Sportwagon 1.8i	84-86	185 Ft.Lbs.(250 N.m)(2)					

ANNEX / ANNEXE

- 1 - Replace with new fastener.
Remplacer avec un nouveau boulon.
- 2 - Tighten with vehicle on the ground.
Serrer avec les roues au sol.
- 3 - Tighten to 89 ft. Lbs (120 N.m) then an additional 90 degrees.
Serrer jusqu'à 89 ft.Lbs (120 N.m.) puis serrer de 90 degrés additionnels.
- 4 - Tighten to 148 ft. Lbs (200 N.m) then an additional 90 degrees.
Serrer jusqu'à 148 ft.Lbs (200 N.m.) puis serrer de 90 degrés additionnels.
- 5 - Tighten to 103 ft. Lbs (140 N.m) then an additional 20 degrees.
Serrer jusqu'à 103 ft.Lbs (140 N.m.) puis serrer de 20 degrés additionnels.
- 6 - Use holding tool to retain rotor and wheel hub during tightening procedure.
Utiliser un outil de maintien afin de retenir le disque de freins et le moyeu de roue durant le serrage de l'écrou.
- 7 - After tightening, use drift punch to lock axle nut to spindle.
Après le serrage, utiliser un poinçon pour barrer l'écrou sur la fusée.
- 8 - With brakes applied.
En freinant.
- 9 - Retighten within 30 degrees to align nut slot.
Après le serrage, tourner de 30 degrés additionnels maximum pour aligner le trou de la goupille.
- 10 - Apply parking brake.
Utiliser le frein de stationnement.
- 11 - Tighten to 74 Ft.Lbs (100 N.m) then an additional 40 degrees.
Serrer jusqu'à 74 Ft.Lbs (100 N.m) puis serrer de 20 degrés additonnels.

Accessories & tools numerical listing

Liste numérique des accessoires et outils

Part no. No. pièce	Description	Part no. No. pièce	Description
AT34	Clamp assortment including cabinet (see page XII for details) Ensemble de bandes incluant le cabinet (voir page XII pour détails)	AT502	Clamp pliers (heavy duty) (see page XVI for details) Pincés à bande (service intense) (voir page XVI pour détails)
AT36	Clamp replacement kit (see page XII for details) Ensemble de bandes ajustables (voir page XII pour détails)	AT503	Heavy duty clamp tool for “band-it” type clamps (see page XVI for details) Outil d’installation pour bandes de type “band-it” service intense. (voir page XVI pour détails)
AT41 to AT61	Snap rings & circlips (see page XV for details) Anneaux de retenu (voir page XV pour détails)	AT505	CV joints driver set (see page XVI for details) Ensemble d’outils pour joints homocinétiques (voir page XVI pour détails)
AT70 to AT97	Axle nuts (see page XIV for details) Écrous d’essieu (voir page XIV pour détails)	AT506	Retaining rings expander (see page XVI for details) Extenseur pour anneaux de retenu (voir page XVI pour détails)
AT100 to AT 103	Axle nut assortments (see page XIV for details) Assortiments d’écrous d’essieu (voir page XIV pour détails)	AT507	CV joints removal tool (see page XVII for details) Outil de démontage de joints homocinétiques (voir page XVII pour détails)
AT341	Universal clamp tool for “band-it” type universal clamps. (see page XVI for details) Outil d’installation de bande de type “band-it” universel. (voir page XVI pour détails)	AT508	CV joints removal tool (see page XVII for details) Outil de démontage de joints homocinétiques (voir page XVII pour détails)
AT361	Small stepless replacement ear (portion of AT36). (see page XII for details) Petite oreille de remplacement (composante de AT36). (voir page XII pour détails)	AT509	Clamp pliers for GM (super heavy duty) (see page XVII for details) Pincés à bande pour GM (service très intense) (voir page XVII pour détails)
AT362	Large stepless replacement ear (portion of AT36). (see page XII for details) Grande oreille de remplacement (composante de AT36). (voir page XII pour détails)	AT511	Ford front axle shafts installer (see page XVII for details) Outil d’installation de cardans homocinétiques pour véhicules Ford (voir page XVII pour détails)
AT363	50 feet stainless steel roll (see page XII for details) Rouleau de 50 pieds en acier inoxydable. (voir page XII pour détails)	AT512	Subaru front axle shafts installer (see page XVII for details) Outil d’installation de cardans homocinétiques pour véhicules Subaru (voir page XVII pour détails)
AT364	100 feet stainless steel roll (see page XII for details) Rouleau de 100 pieds en acier inoxydable (voir page XII pour détails)	AT513	CV joints remover tool (see page XVII for details) Outil de dépose de joints homocinétiques (voir page XVII pour détails)
AT500	Clamp pliers (medium duty) (see page XVI for details) Pincés à bande (service intermédiaire) (voir page XVI pour détails)		

Accessories & tools numerical listing Liste numérique des accessoires et outils

Part no. No. pièce	Description	Part no. No. pièce	Description
AT515	Inner CV joint remover (see page XVII for details) Outil de dépose du joint homocinétique intérieur (voir page XVII pour détails)	B1000 to B1003	Universal “crimp” type boot clamps (see page XIII for details) Bandes universelles de type “crimp” (voir page XIII pour détails)
AT605 to AT609	Pinch bolt and nuts (see page XV for details) Boulons et écrous (voir page XV pour détails)	HP90 to HP5000	Grease (see page XV for details) Graisse (voir page XV pour détails)
B20 to B146	Boot clamps (see page XIII for details) Bandes de soufflets (voir page XIII pour détails)		

Notes

A series of horizontal dotted lines for writing notes.