

# Table of Contents / Table des Matières/ Indice

Model Index / Index des Modèles / Indice de las Modelos	i-iv
List of Abbreviations / Liste des Abréviations et Traductions / Lista de Abreviaturas y Traduciones	v
Rack and Pinion Installation Check List / Étapes Importantes lors de L'installation d'une Crémaillère	vi-x
Main Listing/ List Principale / Lista Principal	1-40
Numerical Listing / Liste Numérique / Lista Numerica	41-49

## Model Index / Index des Modèles / Indice de las Modelos

<b>ACURA</b>	<b>1--1</b>
CL	1
EL	1
INTEGRA	1
LEGEND	1
MDX	1
NSX	1
RL	1
TL	1
VIGOR	1
<b>ALFA ROMEO</b>	<b>1--1</b>
164	1
MILANO	1
<b>AMC</b>	<b>1--1</b>
PACER	1
<b>ASUNA</b>	<b>1--2</b>
GT	1
SE	2
SUNFIRE	2
<b>AUDI</b>	<b>2--3</b>
100	2
100 QUATTRO	2
200	2
200 QUATTRO	2
4000	2
4000CS QUATTRO	2
4000S	2
4000S QUATTRO	2
5000	2
5000CS QUATTRO	2
5000S QUATTRO	2
80	2
80 QUATTRO	2
90	2
90 QUATTRO	2,3
A4	3
A4 QUATTRO	3
A6	3
A6 QUATTRO	3
A8	3
A8 QUATTRO	3
CABRIOLET	3
COUPE	3
COUPE QUATTRO	3
QUATTRO	3
S4	3
S6	3
V8 QUATTRO	3
<b>BMW</b>	<b>3--5</b>
318I	3
318IC	3,4
318IS	3
318TI	4
320I	4
323I	4
323IC	4
323IS	4

325	4
325E	4
325I	4
325IC	4
325IS	4
325IX	4
328I	4
328IC	4
328IS	4
528I	5
528IT	5
M3	5
Z3	5
<b>BUICK</b>	<b>5--6</b>
CENTURY	5
ELECTRA	5
LESABRE	5
PARK AVENUE	5
REATA	5,6
REGAL	6
RENDEZVOUS	6
RIVIERA	6
SKYHAWK	6
SKYLARK	6
SOMERSET	6
<b>CADILLAC</b>	<b>6--8</b>
ALLANTE	6,7
CIMARRON	7
CONCOURS	7
DEVILLE	7
ELDORADO	7
FLEETWOOD	7
SEVILLE	7,8
<b>CHEVROLET</b>	<b>8--9</b>
BERETTA	8
CAMARO	8
CAVALIER	8
CELEBRITY	8
CHEVETTE	8
CITATION	8
CORSICA	8
CORVETTE	8
IMPALA	8
LUMINA	9
LUMINA APV	9
MALIBU	9
METRO	9
MONTE CARLO	9
NOVA	9
PRIZM	9
SILVERADO 1500	9
SILVERADO 1500 HD	9
SPECTRUM	9
SPRINT	9
VENTURE	9
<b>CHRYSLER</b>	<b>9--11</b>
300M	9

CIRRUS	9
CONCORDE	10
DAYTONA	10
DYNASTY	10
E CLASS	10
EXECUTIVE LIMOUSINE	10
EXECUTIVE SEDAN	10
GRAND VOYAGER	10
IMPERIAL	10
INTREPID	10
LASER	10
LEBARON	10,11
LHS	11
NEW YORKER	11
PROWLER	11
PT CRUISER	11
SEBRING	11
TC MASERATI	11
TOWN & COUNTRY	11
VOYAGER	11
<b>DODGE</b>	<b>11--14</b>
2000 GTX	11
400	11,12
600	12
ARIES	12
AVENGER	12
CARAVAN	12
CHARGER	12
COLT	12
DAKOTA	13
DAYTONA	13
DURANGO	13
DYNASTY	13
EXPO	13
GRAND CARAVAN	13
INTREPID	13
LANCER	13
MONACO	13
NEON	13
OMNI	13,14
RAMPAGE	13
ROYAL MINI RAM	13
SHADOW	13
SPIRIT	13
STEALTH	13
STRATUS	14
VIPER	14
<b>EAGLE</b>	<b>14--15</b>
2000 GTX	14
MEDALLION	14
PREMIER	14
SUMMIT	14
TALON	15
VISION	15
VISTA	15
<b>FIAT</b>	<b>15--15</b>
131	15
BRAVA	15
STRADA	15
X-1/9	15
<b>FORD</b>	<b>15--17</b>
AEROSTAR	15
ASPIRE	15
CONTOUR	15
ESCAPE	15
ESCORT	15
EXP	15
EXPLORER	15
FAIRMONT	16

FESTIVA	16
FIESTA	16
FOCUS	16
GRANADA	16
LTD	16
MUSTANG	16
MUSTANG II	16
PINTO	16
PROBE	17
RANGER	17
TAURUS	17
TEMPO	17
THUNDERBIRD	17
WINDSTAR	17
<b>GEO</b>	<b>17--17</b>
METRO	17
PRIZM	17
SPECTRUM	17
STORM	17
<b>GMC</b>	<b>17--18</b>
SIERRA 1500	17,18
SIERRA 1500 HD	18
<b>HONDA</b>	<b>18--19</b>
ACCORD	18
CIVIC	18
CIVIC DEL SOL	18
CR-V	18
CRX	18
ODYSSEY	18
PRELUDE	18
WAGOVAN	18,19
<b>HYUNDAI</b>	<b>19--19</b>
ACCENT	19
ELANTRA	19
EXCEL	19
SCOUPE	19
SONATA	19
STELLAR	19
TIBURON	19
<b>INFINITI</b>	<b>19--19</b>
G20	19
I30	19
J30	19
M30	19
Q45	19
QX4	19
<b>ISUZU</b>	<b>19--20</b>
I-MARK	19
IMPULSE	20
OASIS	20
STYLUS	20
<b>JAGUAR</b>	<b>20--21</b>
VANDEN PLAS	20
XJ12	20
XJ6	20
XJ8	20
XJR	20
XJS	20
XK8	20,21
<b>KIA</b>	<b>21--21</b>
OPTIMA	21
SEPHIA	21
SPECTRA	21
<b>LEXUS</b>	<b>21--21</b>
ES250	21
ES300	21
GS300	21
GS400	21
GS430	21
LS400	21

LX470	21
RX300	21
SC300	21
SC400	21
<b>LINCOLN</b>	<b>21--22</b>
CONTINENTAL	21
LS	22
MARK VII	22
MARK VIII	22
<b>MAZDA</b>	<b>22--23</b>
323	22
626	22
929	22
B2300	22
B2500	22
B3000	22
B4000	22
GLC	22
MIATA	23
MILLENNIA	23
MPV	23
MX-3	23
MX-6	23
PROTEGE	23
RX-7	23
TRIBUTE	23
<b>MERCURY</b>	<b>23--25</b>
BOBCAT	23
CAPRI	23
COUGAR	24
LN7	24
LYNX	24
MARQUIS	24
MOUNTAINEER	24
MYSTIQUE	24
SABLE	24
TOPAZ	24
TRACER	24
VILLAGER	25
ZEPHYR	25
<b>MERKUR</b>	<b>25--25</b>
SCORPIO	25
XR4TI	25
<b>MITSUBISHI</b>	<b>25--26</b>
3000GT	25
CORDIA	25
DIAMANTE	25
ECLIPSE	25
EXPO	25
EXPO LRV	25
GALANT	25
LANCER	25
MIRAGE	26
PRECIS	26
SIGMA	26
TREDIA	26
VAN	26
<b>NISSAN</b>	<b>26--27</b>
200SX	26
240SX	26
240Z	26
260Z	26
280Z	26
280ZX	26
300ZX	26
310	26
810	26
ALTIMA	26
AXXESS	26,27


MAXIMA	27
MICRA	27
MULTI	27
NX	27
PATHFINDER	27
PULSAR	27
PULSAR NX	27
QUEST	27
SENTRA	27
STANZA	27
<b>OLDSMOBILE</b>	<b>27--29</b>
98	27,28
ACHIEVA	28
ALERO	28
AURORA	28
CALAIS	28
CIERA	28
CUTLASS	28
CUTLASS CALAIS	28
CUTLASS CIERA	28
CUTLASS SUPREME	28
DELTA 88	28
FIRENZA	29
INTRIGUE	29
LSS	29
OMEGA	29
REGENCY	29
SILHOUETTE	29
TORONADO	29
<b>PASSPORT</b>	<b>29--29</b>
I-MARK	29
IMPULSE	29
OPTIMA	29
<b>PLYMOUTH</b>	<b>29--31</b>
ACCLAIM	29
BREEZE	29
CARAVELLE	29
CHAMP	29
COLT	30
EXPO	30
GRAND VOYAGER	30
HORIZON	30
LASER	30
NEON	30
PROWLER	31
RELIANT	31
SUNDANCE	31
TURISMO	31
VOYAGER	31
<b>PONTIAC</b>	<b>31--33</b>
6000	31
ACADIAN	31
AZTEK	31
BONNEVILLE	31
FIRO	31
FIREBIRD	31
FIREFLY	32
GRAND AM	32
GRAND PRIX	32
J2000	32
LEMANS	32
MONTANA	32
OPTIMA	32
PHOENIX	32
SUNBIRD	32
SUNBURST	32
SUNFIRE	32
T1000	32
TEMPEST	32,33

	TRANS SPORT	33
<b>PORSCHE</b>		<b>33--33</b>
	924	33
	928	33
	944	33
	968	33
<b>RENAULT</b>		<b>33--33</b>
	ALLIANCE	33
	ENCORE	33
	FUEGO	33
	LECAR	33
<b>SAAB</b>		<b>33--33</b>
	37867	33
	37869	33
	900	33
	9000	33
	99	33
<b>SATURN</b>		<b>33-34</b>
	L SERIES	33
	LS SERIES	33
	LW SERIES	33
	SC SERIES	33,34
	SL SERIES	34
	SW SERIES	34
<b>SUBARU</b>		<b>34--35</b>
	DL	34
	FORESTER	34
	GL	34
	GL-10	34
	GLF	34
	IMPREZA	34
	JUSTY	34
	LEGACY	34,35
	LOYALE	35
	OUTBACK	35
	RX	35
	SVX	35
	XT	35
	XT6	35
<b>SUZUKI</b>		<b>35--35</b>
	ESTEEM	35
	FORSA	35
	GRAND VITARA	35
	SWIFT	35
	VITARA	35
<b>TOYOTA</b>		<b>35--37</b>
	4RUNNER	35
	AVALON	35
	CAMRY	35
	CELICA	35,36
	COROLLA	36
	CRESSIDA	36
	ECHO	36
	HIGHLANDER	36
	LAND CRUISER	36
	MR2	36
	PASEO	36
	PREVIA	36
	RAV4	36
	SEQUOIA	36
	SIENNA	37
	SOLARA	37
	STARLET	37
	SUPRA	37
	T100	37
	TACOMA	37
	TERCEL	37
	TUNDRA	37
	VAN	37

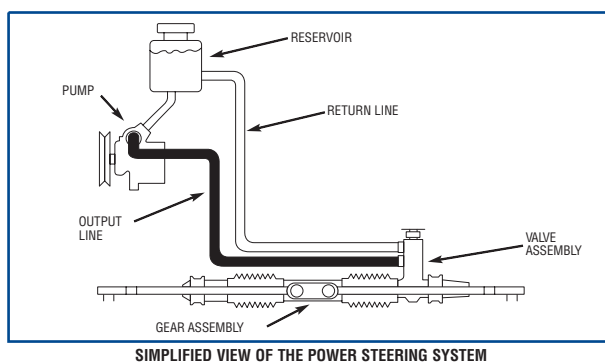
	VAN WAGON	37
<b>VOLKSWAGEN</b>		<b>37--39</b>
	BEETLE	37
	CABRIO	37
	CABRIOLET	37,38
	CORRADO	38
	EUROVAN	38
	FOX	38
	GOLF	38
	JETTA	38
	PASSAT	38
	QUANTUM	38
	RABBIT	38
	RABBIT CONVERTIBLE	38,39
	RABBIT PICKUP	39
	SCIROCCO	39
	VANAGON	39
<b>VOLVO</b>		<b>39--40</b>
	240	39
	242	39
	244	39
	245	39
	262	39
	264	39
	265	39
	740	39
	745	39
	760	39
	780	39
	850	39
	940	39
	960	39
	C70	39
	S40	40
	S60	40
	S70	40
	S80	40
	S90	40
	V40	40
	V70	40
	V90	40
<b>YUGO</b>		<b>40--40</b>
	CABRIO	40
	GV	40
	GVL	40
	GVS	40
	GVX	40

**LIST OF ABBREVIATIONS & TRANSLATIONS /  
LISTE DES ABRÉVIATIONS & TRADUCTIONS /  
LISTA DE ABREVIATURA Y TRADUCCIONES**

AWD	All Wheel Drive	Traction à quatre roues	Traccion de cuatro ruedas
CYL	Cylinder	Cylindre	Cilindro
DOHC	Dual Overhead Cam	Double arbre à cames en tête	Dos arbol de leva
Eng.	Engine	Moteur	Motor
FWD	Front Wheel Drive	Traction avant	Traccion delantera
L	Litres	Litres	Litros
mm	Millimetre	Millimètre	Milimetro
2WD	Rear Wheel Drive	Traction arrière	Traccion traseras
SHO	Super High Output	Super Haute Puissance	Alta potencia
SOHC	Single Overhead	Roue arrière simple	Rueda trasera simple
w/	With	Avec	Con
w/o	Without	Sans	Sin
2WD	Two (2) Wheel Drive	Traction à deux roues	Traccion de dos ruedas
4WD	Four (4) Wheel Drive	Quatre roues motrices	Cuatro ruedas



## RACK AND PINION INSTALLATION CHECK LIST



SIMPLIFIED VIEW OF THE POWER STEERING SYSTEM

### **ALWAYS FLUSH THE SYSTEM**

After the removal of the old Rack and Pinion unit and before the installation of the replacement unit, it is required that the power steering pump and power steering lines be flushed to remove any contaminants in the system.

**Failure to do so will result in a leaky rack and void all warranties.**

**A CLEAN SYSTEM IS A MUST.**

### **FLUSHING PROCEDURE (should be performed with all installations)**

1. Remove the old unit from the car. Compare the Rack and Pinion unit you are replacing with the unit you have been supplied with; if they aren't the same, please call the technical line. Check overall length, number of turns lock to lock and also make sure you have all the necessary hardware of your old unit before you return it for credit.
2. Place the power steering pressure and return hose into an empty gallon container. While cranking the engine over, pour 1 to 3 litres of power steering flushing solvent (or fresh power steering system fluid), taking care that the pump does not run dry. Flush the system until fluid runs clear and clean. Finish off flushing with 1 to 2 litres of clean and fresh power steering system fluid to remove all traces of power steering flushing solvent.

**Note:**

- a) When flushing the system, pour some of the flushed fluid through a napkin or coffee filter. If metal particles are found after flushing completely, replace hoses and/or power steering pump.
- b) A second person to crank over the engine will make the procedure easier.
- c) Remember the smallest piece of power steering system debris can cut one of the high pressure lip seals causing the Rack and Pinion unit to leak.

3. Once you are satisfied that the system is flushed clean, then install the new remanufactured Rack and Pinion.
4. **Use only manufacturers recommended power steering system fluid when re-filling the system.**

**Note:** If you have any questions, call our tech line.

**Recommended:** Power Steering hoses should be changed to avoid contamination of the replacement Rack and Pinion, after flushing the power steering pump.

## **CAUSES OF WEAR**

Power steering hoses are subjected to great stress and wear in late model cars. Pump operating pressures are between 100 and 1450 PSI, operating temperature now ranges between 200 and 250 °F. High temperature pulsation causes power steering hoses to deteriorate from inside. The constant flexing and pressure results in breaking off of small particles of hose which are carried through the entire system. This can cause the strainer to clog and valves to stick resulting in system malfunction.

A **power steering filter** increases life and performance of the power steering components. This will filter out particles not removed during flushing procedure and fight hose and seal deterioration by reducing residue and metal particles from power steering system. **This is an inexpensive insurance against costly system repairs.**

## **BLEEDING AIR FROM POWER STEERING SYSTEM**

### **WHEN TO BLEED**

- After any component replacement (Rack and Pinion replacement)
- After disconnecting fluid lines
- In case of power steering system noise

### **WHY BLEED ?**

- To prevent pump damage
- To stop steering noise
- To ensure proper system operation

### **HOW TO BLEED**

1. Engine off, front wheels off the ground and wheels turned all the way to the left.
2. Add power steering system fluid to the "full cold" mark on the fluid level indicator.
3. Bleed the system by turning the wheels from side to side 20 times, engine off.

**Important:** On systems with long return lines or fluid coolers, turning steering wheel 40 times from lock to lock may be required. Fluid with air in it will have a light tan appearance or is foamy.

4. Start engine. Engine idling, bring fluid to the level "full cold" mark on.
5. Turn wheels lock to lock 6 to 10 times with engine running (**caution, do not hold in lock position**).
6. Test vehicle to be sure the steering functions normally and is free of noise.
7. Top up fluid level

#### **Note: Ford power steering system**

It is difficult to remove all the air from the system on some Ford models. Verify that all fittings are airtight. In extreme cases it may be necessary to use an air evacuator assembly to bleed the steering system.

## ÉTAPES IMPORTANTES DE L'INSTALLATION D'UNE CRÉMAILLÈRE

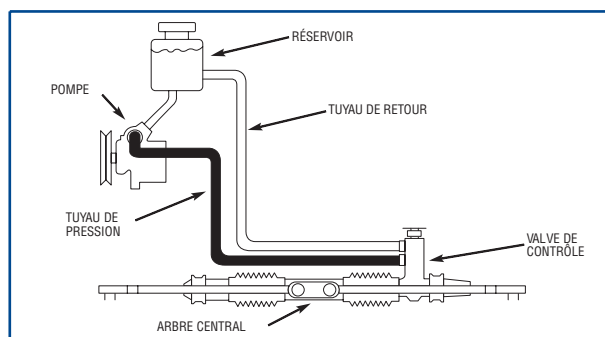


SCHÉMA SIMPLIFIÉ D'UN SYSTÈME DE SERVO-DIRECTION

### **RINCER TOUJOURS LE SYSTÈME**

Une fois que vous avez retiré la crémaillère usée, il est essentiel de rincer les canalisations et la pompe de servo-direction avant de procéder à l'installation de l'unité de remplacement afin d'éliminer tous les contaminants du système.

**Négliger cette procédure pourrait entraîner une fuite au niveau de la crémaillère et l'annulation des garanties.**

### **UN SYSTÈME PROPRE EST ESSENTIEL**

### **PROCÉDURE À SUIVRE POUR LE RINÇAGE DU SYSTÈME**

#### **(à effectuer lors de toute installation)**

1. Retirer la pièce usée de la voiture. Comparer la crémaillère réusinée à celle que vous venez de retirer; si elles ne sont pas identiques, veuillez communiquer avec notre conseiller technique. Vérifier la longueur totale et le nombre de tours de volant d'une extrémité à l'autre en plus de vous assurer de conserver toute la quincaillerie de la crémaillère usée avant de nous retourner celle-ci pour crédit.
2. Placer les extrémités des tuyaux de retour et de pression dans un contenant vide. Tout en démarrant le moteur, verser de 1 à 3 litres de solvant de rinçage pour servo-direction (ou de liquide de servodirection neuf) dans la pompe. Assurez-vous que la pompe ne fonctionne à sec en aucun temps. Rincer le système jusqu'à ce que le liquide qui en sort soit clair et propre. Terminer le rinçage en versant de 1 à 2 litres de liquide de servo-direction neuf afin d'éliminer toute trace de solvant du système.

#### **Note :**

- a) Lors du rinçage du système, verser une petite quantité de liquide évacué à travers un essuie-tout ou un filtre à café. Si vous trouvez des particules métalliques après avoir terminé le rinçage, remplacer les tuyaux et/ou la pompe de servo-direction.
  - b) L'assistance d'une seconde personne pour le démarrage du moteur facilitera l'exécution de la procédure.
  - c) Rappelez-vous que la moindre particule de débris peut endommager l'un des joints à lèvres de haute pression, ce qui entraînerait une fuite de la crémaillère.
3. Une fois que le rinçage du système est terminé, installer la crémaillère réusinée.
  4. **N'utiliser que le type de liquide de servo-direction recommandé par le fabricant pour le remplissage du système.**

**Note :** Si vous avez des questions, veuillez communiquer avec notre conseiller technique.

**Recommandation :** Après le rinçage de la pompe, les tuyaux de servo-direction devraient être changés afin d'éviter la contamination du nouvel engrenage à crémaillère.



## CAUSES D'USURE

Les tuyaux de servo-direction des voitures de modèle récent subissent une usure et une tension élevée. Les pressions de fonctionnement de la pompe se situent entre 100 et 1450 psi alors que les températures de fonctionnement s'élèvent maintenant entre 200°F et 250°F. Les pulsations à haute température engendrent une détérioration intérieure des tuyaux. La flexion et la pression constante donne donc lieu au détachement de petites particules de tuyau qui sont circulées à travers tout le système. Ceci peut entraîner l'obstruction de la crépine et le mauvais fonctionnement de la valve de contrôle qui engendrent à leur tour un mauvais fonctionnement du système.

Un filtre de servo-direction accroît la durée de vie et la performance des composants de servo-direction. Il filtrera les particules qui n'auront pas été éliminées lors du rinçage, luttant ainsi contre la détérioration des tuyaux et des joints d'étanchéité par la réduction des débris et des particules métalliques en circulation dans le système de servo-direction. Il s'agit d'une assurance peu coûteuse contre des réparations qui elles pourraient l'être.

## **PURGE DU SYSTÈME DE SERVO-DIRECTION**

### QUAND DOIT-ON LE FAIRE ?

- Lors du remplacement de n'importe quel composant (remplacement de la crémaillère).
- Après le débranchement des raccords de canalisation.
- En cas de bruit en provenance du système de servo-direction.

### POURQUOI DOIT-ON LE FAIRE ?

- Pour prévenir les bris de pompe de servo-direction.
- Pour éliminer les bruits provenant de la direction.
- Pour assurer un fonctionnement adéquat du système.

### COMMENT DOIT-ON LE FAIRE ?

1. Éteindre le moteur, soulever les roues avant du sol et tourner complètement les roues vers la gauche.
2. Ajouter du liquide au système de servo-direction jusqu'à la marque "full cold" sur l'indicateur de niveau de liquide.
3. Purger le système en tournant les roues d'un côté à l'autre 20 fois, toujours avec le moteur éteint.

**Important :** Il peut être nécessaire de tourner les roues 40 fois d'un côté à l'autre pour les systèmes équipés de longs tuyaux de retour ou de refroidisseur de liquide. Le liquide contenant de l'air aura une légère apparence brune ou sera mousseux.

4. Démarrer le moteur, le laisser fonctionner au ralenti et réajuster le niveau du liquide à la marque "full cold".
5. Tourner les roues d'un côté à l'autre de 6 à 10 fois tout en laissant fonctionner le moteur (**attention de ne pas laisser le volant aux 2 extrémités trop longtemps**). Faire un essai routier du véhicule pour vous assurer que la direction fonctionne normalement et qu'elle n'émet aucun bruit.
6. Faire un essai sur route pour vérifier le bon fonctionnement de la direction.
7. Ajuster le niveau de liquide de nouveau.

#### **Note : Système de servo-direction Ford**

Il est difficile de retirer entièrement l'air du système de certains modèles Ford. Vérifier que tous les raccords sont étanches à l'air. Dans une situation extrême, l'utilisation d'un dispositif d'évacuation d'air peut être nécessaire pour purger le système de direction.

# RACK DESIGN GUIDE

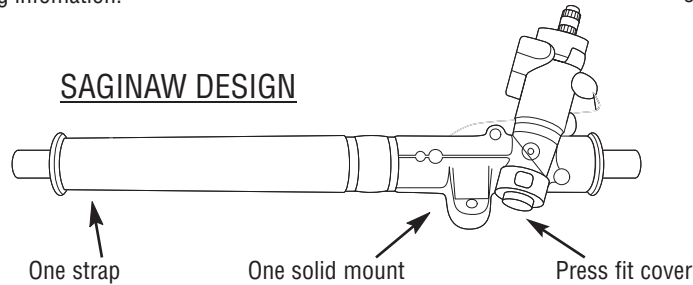
## GUIDE DES MODÈLES DE CRÉMAILLÈRES

### CHRYSLER, DODGE, PLYMOUTH

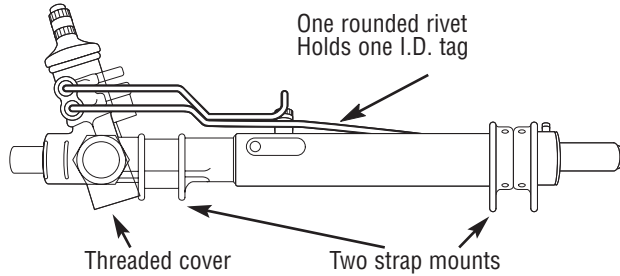
There are many designs for Chrysler power steering gears - The three most popular designs can be identified using the following information.

Il y a plusieurs modèles de boîtiers de servodirection Chrysler. Les trois modèles les plus populaires peuvent être identifiés selon les schémas suivants.

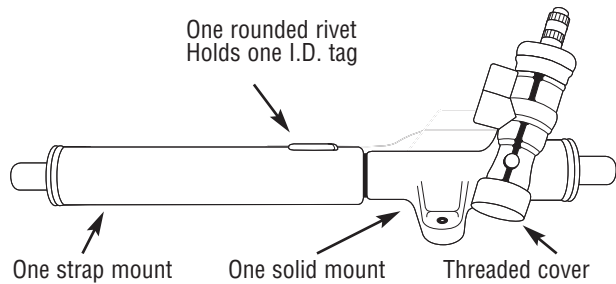
#### SAGINAW DESIGN



#### TRW DESIGN



#### TRW DESIGN

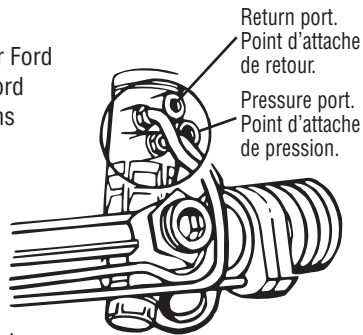


### FORD, LINCOLN, MERCURY

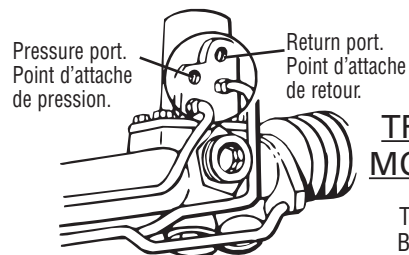
There are two designs for Ford power steering gears - Ford and TRW. The two designs can be identified by port orientation.

#### FORD DESIGN MODÈLE FORD

One piece aluminum housing.  
Boîtier d'une pièce en aluminium.



Il y a deux modèles de boîtiers de servo-direction Ford (Ford et TRW). Les deux modèles peuvent être identifiés grâce à l'orientation de leurs points d'attache.



#### TRW DESIGN MODÈLE TRW

Two piece housing.  
Boîtier en 2 pièces.

Year Année Ano	Application Aplicacion	Turns	Power Long Rack Crémallière longue de servo-direction Cremallera larga de direccion	Manual Rack Crémallière de direction manuelle Cremallera de direccion
<b>ACURA</b>				
<b>CL</b>				
2002-01	Base model		RP11015	
	Type S		RP11016	
1999-97			RP11005	
<b>EL</b>				
2001			RP11018	
2000-97			RP11017	
<b>INTEGRA</b>				
2001-98			RP11025	
1997-94			RP11004	
1993-90			RP11006	
1989-86			RP11001	
<b>LEGEND</b>				
1995-91			RP11007	
1990-89			RP11003	
1988	Coupe From VIN JC015688		RP11003	
	Coupe through VIN JC015687		RP11002	
	Sedan From VIN JC034007		RP11003	
	Sedan through VIN JC034006		RP11002	
1987-86			RP11002	
<b>MDX</b>				
2002-01			RP11019	
<b>NSX</b>				
2001-97			RP11020	
1996-91			RP11012	RP11201
<b>RL</b>				
2002-96			RP11013	
<b>TL</b>				
2002	Base model		RP11022	
	Type S		RP11023	
2001-99			RP11022	
1998-96	3.2 litre		RP11011	
1998-95	2.5 litre		RP11010	
<b>VIGOR</b>				
1994-92			RP11008	
<b>ALFA ROMEO</b>				
<b>164</b>				
1995-94			RP23003	
1993-91	With steering strut		RP23002	
	Without steering strut		RP23001	
<b>MILANO</b>				
1989-87			RP23003	
<b>AMERICAN MOTORS</b>				
<b>PACER</b>				
1979-75	With 13/16" pinion shaft		RP12099	
	With 3/4" pinion shaft		RP12098	
<b>ASUNA</b>				
<b>GT</b>				
1993			RP15182	

**ASUNA (cont.)**

Year Année Ano	Application Applicacion	Turns	Power Long Rack Crémallillère longue de servo-direction Cremallera larga de direccion	Manual Rack Crémallère de direction manuelle Cremallera de direccion
<b>ASUNA (Cont'd)</b>				
<b>SE</b>				
1993			RP15182	
<b>SUNFIRE</b>				
1993			RP15072	
<b>AUDI</b>				
<b>100</b>				
1994-92	with Servotronic		RP13116	
	without Servotronic		RP13106	
1991-89			RP13106	
<b>100 QUATTRO</b>				
1994-92	with Servotronic		RP13116	
	without Servotronic		RP13106	
1991-89			RP13106	
<b>200</b>				
1991-89			RP13106	
<b>200 QUATTRO</b>				
1991-89			RP13106	
<b>4000</b>				
1983-80			RP13103	RP13204
<b>4000CS QUATTRO</b>				
1987-86			RP13103	RP13204
<b>4000S</b>				
1987-84			RP13103	RP13204
<b>4000S QUATTRO</b>				
1985-84			RP13103	RP13204
<b>5000</b>				
1988-84	With Flat facing pressure hose fitting		RP13114	
	With Step facing pressure hose fitting		RP13106	
1983-78			RP13105	RP13203
<b>5000CS QUATTRO</b>				
1988-86	With Flat facing pressure hose fitting		RP13114	
	With Step facing pressure hose fitting		RP13106	
<b>5000S QUATTRO</b>				
1988-87	With Flat facing pressure hose fitting		RP13114	
	With Step facing pressure hose fitting		RP13106	
<b>80</b>				
1992-91	Automatic transmission, manual transmission to chassis # 8AM054849		RP13101	
	Manual transamission from chassis # 8AM054850		RP13112	
1990-88			RP13101	
<b>80 QUATTRO</b>				
1992-91			RP13112	
1990-88			RP13101	
<b>90</b>				
1995-93			RP13112	
1991	Automatic transmission, manual transmission to chassis # 8AM054849		RP13101	
	Manual transamission from chassis # 8AM054850		RP13112	
1990-88			RP13101	
<b>90 QUATTRO</b>				
1995-91			RP13112	

Year Année Ano	Application Aplicacion	Turns	Power Long Rack Crémallillère longue de servo-direction Cremallera larga de direccion	Manual Rack Crémallère de direction manuelle Cremallera de direccion
<b>AUDI (Cont'd)</b>				
<b>90 QUATTRO (Cont'd)</b>				
1990-88			RP13101	
<b>A4</b>				
2001-96			RP13013	
<b>A4 QUATTRO</b>				
2001-96			RP13013	
<b>A6</b>				
2001-99	From VIN 090001		RP13015	
1999-98	Through VIN 090000		RP13017	
1997-95	With Servotronic		RP13111	
	Without Servotronic		RP13110	
<b>A6 QUATTRO</b>				
2001-99	From VIN 090001		RP13015	
1999-98	Through VIN 090000		RP13017	
1997-95	With Servotronic		RP13111	
	Without Servotronic		RP13110	
<b>A8</b>				
1999-97			RP13018	
<b>A8 QUATTRO</b>				
2001-00			RP13019	
1999-97			RP13018	
<b>CABRIOLET</b>				
1998-94			RP13020	
<b>COUPE</b>				
1987-81			RP13103	
<b>COUPE QUATTRO</b>				
1991-90			RP13112	
<b>QUATTRO</b>				
1985-83			RP13103	
<b>S4</b>				
1994-92	With Servotronic		RP13022	
	Without Servotronic		RP13021	
<b>S6</b>				
1997-95	With Servotronic		RP13024	
	Without Servotronic		RP13023	
<b>TT</b>				
2002-00	FWD		RP13027	
<b>TT QUATTRO</b>				
2002-00	AWD		RP13028	
<b>V8 QUATTRO</b>				
1994-90	With Servotronic		RP13026	
	Without Servotronic		RP13025	
<b>BMW</b>				
<b>318i</b>				
1998-94			RP10004	
1993-92	Convertible		RP10001	
	Coupe, Sedan		RP10004	
1991-84			RP10001	

**BMW (cont.)**

Year Année Ano	Application Aplicacion	Turns	Power Long Rack Crémallière longue de servo-direction Cremallera larga de direccion	Manual Rack Crémallière de direction manuelle Cremallera de direccion
<b>BMW (Cont'd)</b>				
<b>318IC</b>				
1997-94			RP10004	
1992	Convertible		RP10001	
	Coupe, Sedan		RP10004	
1991			RP10001	
<b>318IS</b>				
1997-94			RP10004	
1993-92	Convertible		RP10001	
	Coupe, Sedan		RP10004	
1991			RP10001	
<b>318TI</b>				
1999-95			RP10004	
<b>320I</b>				
1995-94			RP10004	
1993	Convertible		RP10001	
	Coupe, Sedan		RP10004	
1983-77				RP10203
<b>323I</b>				
1999			RP10004	
<b>323IC</b>				
1999-98			RP10004	
<b>323IS</b>				
1999-98			RP10004	
<b>325</b>				
1988-87			RP10001	
<b>325E</b>				
1987-84			RP10001	
<b>325I</b>				
1995-94			RP10004	
1993-92	Convertible		RP10001	
	Coupe, Sedan		RP10004	
1991-87			RP10001	
<b>325IC</b>				
1995-94			RP10004	
1993-92	Convertible		RP10001	
	Coupe, Sedan		RP10004	
1991-87			RP10001	
<b>325IS</b>				
1995-94			RP10004	
1993-92	Convertible		RP10001	
	Coupe, Sedan		RP10004	
1991-87			RP10001	
<b>325IX</b>				
1990-88	325iX models		RP10003	
<b>328I</b>				
1999-96			RP10007	
<b>328IC</b>				
1999-96			RP10007	
<b>328IS</b>				
1999-96			RP10007	

Year Année Ano	Application Aplicacion	Turns	Power Long Rack Crémallière longue de servo-direction Cremallera larga de direccion	Manual Rack Crémallière de direction manuelle Cremallera de direccion
<b>BMW (Cont'd)</b>				
<b>528i</b>				
2000			RP10010	
1999-97			RP10009	
<b>528iT</b>				
2000			RP10010	
1999			RP10009	
<b>M3</b>				
1999-95			RP10006	
1991-88			RP10005	
<b>Z3</b>				
2002-98	3.2L		RP10011	
2002-96	1.9L, 2.5L, 2.8L, 3.0L,		RP10008	
<b>BUICK</b>				
<b>CENTURY</b>				
2002-97	With Magnasteer	2 3/4	RP15061	
	With Magnasteer	3 1/4	RP15033	
	Without Magnasteer		RP15031	
1996-94			RP15085	
1993-86	low steering ratio	2 3/4	RP15007	
	With standard steering ratio	3 1/4	RP15003	
1985-82			RP15003	
<b>ELECTRA</b>				
1990-86	With pressure switch mounted in pressure line	2 3/4	RP15030	
	With pressure switch mounted in pressure line	3 1/4	RP15006	
	With pressure switch mounted in rack housing	2 3/4	RP15011	
	With pressure switch mounted in rack housing	3 1/4	RP15010	
<b>LESABRE</b>				
2002-01	With Magnasteer		RP15097	
	Without Magnasteer		RP15079	
2000-99	With Magnasteer		RP15040	
	Without Magnasteer		RP15092	
1998-96	With Magnasteer		RP15038	
	Without Magnasteer		RP15037	
1995-86	With pressure switch mounted in pressure line	2 3/4	RP15030	
	With pressure switch mounted in pressure line	3 1/4	RP15006	
	With pressure switch mounted in rack housing	2 3/4	RP15011	
	With pressure switch mounted in rack housing	3 1/4	RP15010	
<b>PARK AVENUE</b>				
2002-01	With Magnasteer		RP15076	
	Without Magnasteer		RP25007	
2000-99	With Magnasteer		RP25005	
	Without Magnasteer		RP25006	
1998-97	With Magnasteer	2 3/4	RP15098	
	With Magnasteer	3 1/4	RP15086	
	Without Magnasteer		RP15036	
1996	With Magnasteer		RP15038	
	Without Magnasteer		RP15037	
1995-91	With pressure switch mounted in pressure line	2 3/4	RP15030	
	With pressure switch mounted in pressure line	3 1/4	RP15006	
	With pressure switch mounted in rack housing	2 3/4	RP15011	
	With pressure switch mounted in rack housing	3 1/4	RP15010	

## BUICK (cont.)

Year Année Ano	Application Aplicacion	Turns	Power Long Rack Crémallière longue de servo-direction Cremallera larga de direccion	Manual Rack Crémallère de direction manuelle Cremallera de direccion
<b>BUICK (Cont'd)</b>				
<b>REATTA</b>				
1991-88	With pressure switch mounted in pressure line	3 1/4	RP15006	
	With pressure switch mounted in rack housing	3 1/4	RP15010	
<b>REGAL</b>				
2002-01	With Magnasteer		RP25029	
	Without Magnasteer		RP25010	
2000-97	With Magnasteer	2 1/2	RP25008	
	With Magnasteer	2 3/4	RP15032	
	Without Magnasteer		RP25009	
1996-92	With pressure switch mounted in pressure line	2 3/4	RP15023	
	With pressure switch mounted in pressure line	3	RP15022	
1996-88	With pressure switch mounted in rack housing	2 3/4	RP15005	
	With pressure switch mounted in rack housing	3	RP15004	
<b>RENDEZVOUS</b>				
2002			RP15047	
<b>RIVIERA</b>				
1999	With Magnasteer		RP25030	
	Without Magnasteer		RP25012	
1998-95	With Magnasteer	3 1/4	RP15034	
	Without Magnasteer		RP25011	
1993-92	With EVO solenoid	3	RP15015	
	With EVO solenoid	3 1/4	RP15014	
	Without EVO solenoid		RP15010	
1991-86	With pressure switch mounted in pressure line	2 3/4	RP15030	
	With pressure switch mounted in pressure line	3 1/4	RP15006	
	With pressure switch mounted in rack housing	2 3/4	RP15011	
	With pressure switch mounted in rack housing	3 1/4	RP15010	
<b>SKYHAWK</b>				
1989-87	Manual Rack			RP15204
	With low steering ratio	2 1/2	RP15157	
	With standard steering ratio	2 3/4 or 3	RP15156	
1986-84	Manual Rack			RP15201
1986-82	low steering ratio	2 1/2	RP15108	
	With standard steering ratio	3	RP15109	
<b>SKYLARK</b>				
1998-87	With low steering ratio	2 1/2	RP15157	
	With standard steering ratio	2 3/4 or 3	RP15156	
1986	low steering ratio	2 1/2	RP15108	
	With standard steering ratio	3	RP15109	
1985-82			RP15003	
1981-80			RP15002	
<b>SOMERSET</b>				
1987	With low steering ratio	2 1/2	RP15157	
	With standard steering ratio	2 3/4 or 3	RP15156	
1986-85	low steering ratio	2 1/2	RP15108	
	With standard steering ratio	3	RP15109	
<b>CADILLAC</b>				
<b>ALLANTE</b>				
1993-92	With EVO solenoid		RP15015	
	Without EVO solenoid		RP15025	
1991-87	With pressure switch mounted in pressure line	2 3/4	RP15030	



Year Année Ano	Application Aplicacion	Turns	Power Long Rack Crémallillère longue de servo-direction Cremallera larga de direccion	Manual Rack Crémallère de direction manuelle Cremallera de direccion
<b>CADILLAC (Cont'd)</b>				
<b>ALLANTE (Cont'd)</b>				
1991-87	With pressure switch mounted in rack housing	2 3/4	RP15011	
<b>CIMARRON</b>				
1988-87	With low steering ratio	2 1/2	RP15157	
	With standard steering ratio	2 3/4 or 3	RP15156	
1986-82	low steering ratio	2 1/2	RP15108	
	With standard steering ratio	3	RP15109	
<b>CONCOURS</b>				
1999-97	With Magnasteer	2 1/2	RP25019	
	With Magnasteer	2 3/4	RP15042	
1996-94	With EVO solenoid	3	RP25014	
	With EVO solenoid	3 1/4	RP25013	
	With Magnasteer		RP15029	
<b>DEVILLE</b>				
2001-00	With Magnasteer		RP15065	
	Without Magnasteer		RP25032	
1999-98	With Magnasteer	2 1/2	RP25017	
	With Magnasteer	2 3/4	RP25031	
	Without Magnasteer		RP25016	
1997-96	With EVO solenoid		RP25015	
	With Magnasteer		RP15029	
1995-93	With EVO solenoid		RP15015	
	With solenoid actuator		RP15010	
1992-85	With pressure switch mounted in pressure line	2 3/4	RP15030	
	With pressure switch mounted in pressure line	3 1/4	RP15006	
	With pressure switch mounted in rack housing	2 3/4	RP15011	
	With pressure switch mounted in rack housing	3 1/4	RP15010	
<b>ELDORADO</b>				
2002-97	With Magnasteer		RP15042	
	Without Magnasteer		RP15078	
1996			RP15077	
1995-93			RP15014	
1992-86	With pressure switch mounted in pressure line	2 3/4	RP15030	
	With pressure switch mounted in pressure line	3 1/4	RP15006	
	With pressure switch mounted in rack housing	2 3/4	RP15011	
	With pressure switch mounted in rack housing	3 1/4	RP15010	
<b>FLEETWOOD</b>				
1993-85	With pressure switch mounted in pressure line	2 3/4	RP15030	
	With pressure switch mounted in pressure line	3 1/4	RP15006	
	With pressure switch mounted in rack housing	2 3/4	RP15011	
	With pressure switch mounted in rack housing	3 1/4	RP15010	
<b>SEVILLE</b>				
2000-99	With Magnasteer		RP25035	
	Without Magnasteer		RP25036	
1998-97	With Magnasteer		RP25033	
	Without Magnasteer		RP25034	
1996	With EVO solenoid		RP15014	
	With Magnasteer		RP15029	
1995-92			RP15014	
1991-86	With pressure switch mounted in pressure line	2 3/4	RP15030	
	With pressure switch mounted in pressure line	3 1/4	RP15006	
	With pressure switch mounted in rack housing	2 3/4	RP15011	

**CADILLAC (cont.)**

Year Année Ano	Application Aplicacion	Turns	Power Long Rack Crémallière longue de servo-direction Cremallera larga de direccion	Manual Rack Crémallère de direction manuelle Cremallera de direccion
<b>CADILLAC (Cont'd)</b>				
<b>SEVILLE (Cont'd)</b>				
1991-86	With pressure switch mounted in rack housing	3 1/4	RP15010	
<b>CHEVROLET</b>				
<b>BERETTA</b>				
1996-87	With low steering ratio	2 1/2	RP15157	
	With standard steering ratio	2 3/4 or 3	RP15156	
<b>BLAZER</b>				
2002				
<b>CAMARO</b>				
2002-98	Without Firm Ride (without F41 suspension)		RP15075	
1999-98	With Firm Ride (F41 suspension),	2 1/4	RP15019	
1997-93	low steering ratio	2 1/4	RP15019	
	With standard ratio steering	2 3/4	RP15018	
<b>CAVALIER</b>				
2002-95	low steering ratio	2 1/2	RP15021	
	With standard steering ratio	2 3/4	RP15020	
1994-87	With low steering ratio	2 1/2	RP15157	
	With standard steering ratio	2 3/4	RP15156	
1990-87	Manual Rack			RP15204
1986-82	low steering ratio	2 1/2	RP15108	
	Manual Rack			RP15201
	With standard steering ratio	2 3/4	RP15109	
<b>CELEBRITY</b>				
1990-84	low steering ratio	2 3/4	RP15007	
1990-82	With standard steering ratio	3 1/4	RP15003	
<b>CHEVETTE</b>				
1987-81			RP15001	RP15202
1980-76				RP15202
<b>CITATION</b>				
1985-82			RP15003	RP15205
1981-80			RP15002	RP15203
<b>CORSICA</b>				
1996-87	With low steering ratio	2 1/2	RP15157	
	With standard steering ratio	2 3/4 or 3	RP15156	
<b>CORVETTE</b>				
2002-01	Convertible		RP15096	
	Coupe		RP15095	
	Z06 model		RP15096	
2000-99			RP15096	
1998	2nd design - wiring runs along top of gear		RP15096	
1998-97	1st design - wiring runs along bottom of gear		RP15043	
1996-88	With 16" wheels		RP15069	
	With 17" wheels		RP15068	
1987-86	With low steering ratio	2	RP15055	
	With standard steering ratio	2 1/2	RP15051	
1985-84	With low steering ratio	2	RP15054	
	With standard steering ratio	2 1/2	RP15052	
<b>IMPALA</b>				
2002-00	low steering ratio	2 1/4	RP15065	
	With standard ratio steering	2 3/4	RP15064	

**CHEVROLET (cont.)**

Year Année Ano	Application Aplicacion	Turns	Power Long Rack Crémallillère longue de servo-direction Cremallera larga de direccion	Manual Rack Crémallère de direction manuelle Cremallera de direccion
<b>CHEVROLET (Cont'd)</b>				
<b>LUMINA</b>				
2001-97			RP15044	
1996-90	With pressure switch mounted in pressure line	2 3/4	RP15023	
	With pressure switch mounted in pressure line	3	RP15022	
	With pressure switch mounted in rack housing	2 3/4	RP15005	
	With pressure switch mounted in rack housing	3	RP15004	
1992-91	low steering ratio	2 3/8	RP15093	
<b>LUMINA APV</b>				
1996-90	With G67 auto air level control or with FE3 suspension	2 3/4	RP15084	
	Without G67 auto air level control and FE3 suspension	3 1/4	RP15071	
<b>MALIBU</b>				
2002-97	with one rubber mount		RP15045	
	without rubber mount		RP15046	
<b>METRO</b>				
2001-00			RP28003	
1999-98			RP28003	RP15236
<b>MONTE CARLO</b>				
2002			RP25018	
2001-00			RP15066	
1999-97			RP15044	
1996-95	With pressure switch mounted in pressure line	2 3/4	RP15023	
	With pressure switch mounted in pressure line	3	RP15022	
	With pressure switch mounted in rack housing	2 3/4	RP15005	
	With pressure switch mounted in rack housing	3	RP15004	
<b>NOVA</b>				
1988-85			RP15058	RP15206
<b>PRIZM</b>				
2002-98			RP29041	
<b>SILVERADO 1500</b>				
2002-99	Front, 2WD		RP15062	
	Front, 4WD		RP15039	
<b>SILVERADO 1500 HD</b>				
2002-01	Front, 2WD		RP15062	
	Front, 4WD		RP15039	
<b>SPECTRUM</b>				
1988-85			RP15070	RP15222
<b>SPRINT</b>				
1991-89				RP15230
1988-85				RP15207
<b>VENTURE</b>				
2002	FWD		RP25038	
2001-97			RP15047	
<b>CHRYSLER</b>				
<b>300M</b>				
2001-99	With solenoid actuator		RP12165	
	Without solenoid actuator		RP12164	
<b>CIRRUS</b>				
2000			RP18048	
1999-95	With solenoid actuator		RP12071	
	Without solenoid actuator		RP12050	

## CHRYSLER (cont.)

Year Année Ano	Application Aplicacion	Turns	Power Long Rack Crémallillère longue de servo-direction Cremallera larga de direccion	Manual Rack Crémallère de direction manuelle Cremallera de direccion
<b>CHRYSLER (Cont'd)</b>				
<b>CONCORDE</b>				
2002-98	With solenoid actuator		RP12165	
	Without solenoid actuator		RP12164	
1997-96	With solenoid actuator		RP12163	
	Without solenoid actuator		RP12162	
1995-93	With solenoid actuator		RP12139	
	Without solenoid actuator		RP12138	
<b>DAYTONA</b>				
1993-84	Saginaw manufactured rack	2 1/2	RP12084	
	Saginaw manufactured rack	2 1/4	RP12085	
	TRW manufactured rack	2 1/2	RP12004	
	TRW manufactured rack	2 1/4	RP12008	
<b>DYNASTY</b>				
1993-88	TRW manufactured rack	2 1/2	RP12004	
	TRW manufactured rack with 2 rubber mounts	3	RP12013	
<b>E CLASS</b>				
1984-83	Saginaw manufactured rack	2 1/2	RP12084	
	Saginaw manufactured rack	3 1/4	RP12081	
	TRW manufactured rack	2 1/2	RP12004	
	TRW manufactured rack	3 1/4	RP12018	
<b>EXECUTIVE LIMOUSINE</b>				
1986-85	Saginaw manufactured rack	2 1/2	RP12084	
	Saginaw manufactured rack	3 1/4	RP12081	
	TRW manufactured rack	2 1/2	RP12004	
	TRW manufactured rack	3 1/4	RP12018	
<b>EXECUTIVE SEDAN</b>				
1984-83	Saginaw manufactured rack	2 1/2	RP12084	
	Saginaw manufactured rack	3 1/4	RP12081	
	TRW manufactured rack	2 1/2	RP12004	
	TRW manufactured rack	3 1/4	RP12018	
<b>GRAND VOYAGER</b>				
2000			RP12009	
<b>IMPERIAL</b>				
1993-90	TRW manufactured rack with 2 rubber mounts		RP12013	
<b>INTREPID</b>				
2001-98	With solenoid actuator		RP12165	
	Without solenoid actuator		RP12164	
1997-96	With solenoid actuator		RP12163	
	Without solenoid actuator		RP12162	
1995-94	With solenoid actuator		RP12139	
1995-93	Without solenoid actuator		RP12138	
<b>LASER</b>				
1986-84	Saginaw manufactured rack	2 1/2	RP12084	
	Saginaw manufactured rack	2 1/4	RP12085	
	TRW manufactured rack	2 1/2	RP12004	
	TRW manufactured rack	2 1/4	RP12008	
<b>LEBARON</b>				
1995-89	TRW manufactured rack with 2 rubber mounts	3	RP12013	
1995-82	TRW manufactured rack	2 1/2	RP12004	
	TRW manufactured rack	2 1/4	RP12008	
1988-84				RP12205

CHRYSLER (cont.)

Year Année Ano	Application Aplicacion	Turns	Power Long Rack Crémallière longue de servo-direction Cremallera larga de direccion	Manual Rack Crémallère de direction manuelle Cremallera de direccion
<b>CHRYSLER (Cont'd)</b>				
<b>LEBARON (Cont'd)</b>				
1988-82	Saginaw manufactured rack	2 1/2	RP12084	
	Saginaw manufactured rack	2 1/4	RP12085	
	Saginaw manufactured rack	3 1/4	RP12081	
	TRW manufactured rack	3 1/4	RP12018	
1983-82				RP12204
<b>LHS</b>				
2001-99	With solenoid actuator		RP12165	
	Without solenoid actuator		RP12164	
1997-96	With solenoid actuator		RP12163	
	Without solenoid actuator		RP12162	
1995-94	With solenoid actuator		RP12139	
	Without solenoid actuator		RP12138	
<b>NEW YORKER</b>				
1996	With solenoid actuator		RP12163	
	Without solenoid actuator		RP12162	
1995-94	With solenoid actuator		RP12139	
	Without solenoid actuator		RP12138	
1993-89	TRW manufactured rack with 2 rubber mounts	3	RP12013	
1993-83	TRW manufactured rack	2 1/2	RP12004	
1988-83	Saginaw manufactured rack	2 1/2	RP12084	
	Saginaw manufactured rack	3 1/4	RP12081	
	TRW manufactured rack	3 1/4	RP12018	
<b>PROWLER</b>				
2002			RP12089	
<b>PT CRUISER</b>				
2002-01	With automatic transmission		RP12076	
	With manual transmission		RP12075	
<b>SEBRING</b>				
2002-01	with pressure switch		RP12078	
	without pressure switch		RP18042	
2000-96	Convertible		RP12050	
2000-95	Coupe, Sedan		RP12034	
<b>TOWN &amp; COUNTRY</b>				
2002-01	AWD		RP12029	
	FWD		RP12019	
2000-96			RP12009	
1995-91			RP12041	
1990			RP12025	
<b>VOYAGER</b>				
2002-01	AWD		RP12029	
	FWD		RP12019	
2000			RP12009	
<b>DODGE</b>				
<b>2000 GTX</b>				
1990-89	DOHC		RP18044	
	SOHC		RP18043	
<b>400</b>				
1983-82	Saginaw manufactured rack	2 1/2	RP12084	
	Saginaw manufactured rack	3 1/4	RP12081	
	TRW manufactured rack	2 1/2	RP12004	

## DODGE (cont.)

Year Année Ano	Application Aplicacion	Turns	Power Long Rack Crémallière longue de servo-direction Cremallera larga de direccion	Manual Rack Crémallère de direction manuelle Cremallera de direccion
<b>DODGE (Cont'd)</b>				
<b>400 (Cont'd)</b>				
1983-82	TRW manufactured rack	3 1/4	RP12001	
				RP12204
<b>600</b>				
1988-84				RP12205
1988-83	Saginaw manufactured rack	2 1/2	RP12084	
	Saginaw manufactured rack	3 1/4	RP12081	
	TRW manufactured rack	2 1/2	RP12004	
	TRW manufactured rack	3 1/4	RP12001	
1983				RP12204
<b>ARIES</b>				
1989-81	Saginaw manufactured rack	2 1/2	RP12084	
	Saginaw manufactured rack	3 1/4	RP12081	
	TRW manufactured rack	2 1/2	RP12004	
	TRW manufactured rack	3 1/4	RP12001	
1988-84				RP12205
1983-81				RP12204
<b>AVENGER</b>				
2000-95			RP12034	
<b>CARAVAN</b>				
2002-01	AWD		RP12029	
	FWD		RP12019	
2000-96			RP12009	
1995-91			RP12041	
1990-89			RP12025	RP12213
1988-84			RP12010	RP12213
<b>CHARGER</b>				
1987-84				RP12207
1987-83	Saginaw manufactured rack	2 1/2	RP12035	
	Saginaw manufactured rack	3 1/4	RP12083	
	TRW manufactured rack		RP12003	
1983				RP12206
<b>COLT</b>				
1994-93	All models except wagon		RP12042	RP12220
	AWD wagon		RP12045	
	FWD wagon		RP12045	
1992	AWD wagon		RP12047	
	FWD wagon		RP12046	
1992-89	Sedan, Hatchback		RP12037	RP12217
1988-85	Sedan, Hatchback		RP12015	RP12210
1984-81			RP12030	RP12214
<b>COLT 100</b>				
1992-89	Sedan, Hatchback		RP12015	RP12210
<b>COLT 200</b>				
1992-89	Sedan, Hatchback		RP12037	RP12217
<b>COLT VISTA</b>				
1991-89	AWD wagon		RP12047	
	FWD wagon		RP12046	
1988-84	AWD wagon		RP12016	
	FWD wagon		RP12017	RP12216

Year Année Ano	Application Applicacion	Turns	Power Long Rack Crémallillère longue de servo-direction Cremallera larga de direccion	Manual Rack Crémallère de direction manuelle Cremallera de direccion
<b>DODGE (Cont'd)</b>				
<b>DAKOTA</b>				
2002-00	2WD		RP12072	
	4WD		RP12087	
1999-97			RP12068	
1996-94			RP12049	
1993-91			RP12048	RP12223
1990-87			RP12014	RP12215
<b>DAYTONA</b>				
1993-84	Saginaw manufactured rack	2 1/2	RP12084	
	Saginaw manufactured rack	2 1/4	RP12085	
	TRW manufactured rack	2 1/2	RP12004	
	TRW manufactured rack	2 1/4	RP12008	
	TRW manufactured rack with 2 rubber mounts	3	RP12013	
<b>DURANGO</b>				
2002-00	2WD		RP12072	
	4WD		RP12087	
1999-98			RP12068	
<b>DYNASTY</b>				
1993-88	TRW manufactured rack	2 1/2	RP12004	
	TRW manufactured rack with 2 rubber mounts	3	RP12013	
<b>EXPO</b>				
1989-87	TRW manufactured rack		RP12003	
<b>GRAND CARAVAN</b>				
2002-01	AWD		RP12029	
	FWD		RP12019	
2000-96			RP12009	
1995-91			RP12041	
1990-89			RP12025	RP12213
1988			RP12010	RP12213
<b>INTREPID</b>				
2002-98	With solenoid actuator		RP12165	
	Without solenoid actuator		RP12164	
1997-96	With solenoid actuator		RP12163	
	Without solenoid actuator		RP12162	
1995-93	With solenoid actuator		RP12139	
	Without solenoid actuator		RP12138	
<b>LANCER</b>				
1989-85	Saginaw manufactured rack	2 1/2	RP12084	
	Saginaw manufactured rack	2 1/4	RP12085	
	TRW manufactured rack	2 1/2	RP12004	
	TRW manufactured rack	2 1/4	RP12008	
<b>MONACO</b>				
1992-90			RP12151	
<b>NEON</b>				
2002-00	With 14" wheels		RP12073	
	With 15" or 16" wheels		RP12074	
1999-95	With Sport suspension	2 1/2	RP12059	
	With Standard suspension	2 3/4	RP12058	
1996-95				RP12226
<b>OMNI</b>				
1990-84				RP12207

## DODGE (cont.)

Year Année Ano	Application Applicacion	Turns	Power Long Rack Crémallière longue de servo-direction Cremallera larga de direccion	Manual Rack Crémallère de direction manuelle Cremallera de direccion
<b>DODGE (Cont'd)</b>				
<b>OMNI (Cont'd)</b>				
1990-82	Saginaw manufactured rack	2 1/2	RP12035	
	Saginaw manufactured rack	3 1/4	RP12083	
	TRW manufactured rack		RP12003	
1983-78				RP12206
1981-78	Saginaw manufactured rack with 1 mounting bushing		RP12005	
	Saginaw manufactured rack with 2 mounting bushings		RP12006	
<b>RAMPAGE</b>				
1984				RP12207
1984-82	Saginaw manufactured rack	2 1/2	RP12035	
	Saginaw manufactured rack	3 1/4	RP12083	
	TRW manufactured rack		RP12003	
1983-82				RP12206
<b>ROYAL MINI RAM</b>				
1987-86			RP12025	RP12213
1985-84			RP12010	RP12213
<b>SHADOW</b>				
1994-87	TRW manufactured rack	2 1/2	RP12004	
	TRW manufactured rack	2 3/4	RP12002	
	TRW manufactured rack	3 1/4	RP12018	
				RP12205
<b>SPIRIT</b>				
1995-89	TRW manufactured rack	2 1/2	RP12004	
	TRW manufactured rack	3 1/4	RP12018	
	TRW manufactured rack with 2 rubber mounts	3	RP12013	
<b>STEALTH</b>				
1996-94	AWD - front rack		RP12057	
1996-91	FWD		RP12052	
1993-91	AWD - front rack		RP12053	
<b>STRATUS</b>				
2002-01	with pressure switch		RP18046	
	without pressure switch		RP18045	
2000-95	Without solenoid actuator		RP12050	
1997-95	With solenoid actuator		RP12071	
<b>VIPER</b>				
2002-92			RP12088	
<b>EAGLE</b>				
<b>2000 GTX</b>				
1993-91	DOHC		RP18044	
1992-91	SOHC		RP18043	
<b>MEDALLION</b>				
1989-88			RP12054	RP12225
<b>PREMIER</b>				
1992-88			RP12151	
<b>SUMMIT</b>				
1996-93	Except wagon		RP12042	RP12220
1996-92	Wagon		RP12045	
1992	Sedan		RP12037	
				RP12217
1991-89			RP12037	RP12217



## EAGLE (cont.)

Year Année Ano	Application Aplicacion	Turns	Power Long Rack Crémallière longue de servo-direction Cremallera larga de direccion	Manual Rack Crémallière de direction manuelle Cremallera de direccion
<b>EAGLE (Cont'd)</b>				
<b>TALON</b>				
1998-95			RP12034	
1994-90	AWD		RP12040	
	FWD		RP12043	
<b>VISION</b>				
1997-96	With solenoid actuator		RP12163	
	Without solenoid actuator		RP12162	
1995-93	With solenoid actuator		RP12139	
	Without solenoid actuator		RP12138	
<b>VISTA</b>				
1992	FWD wagon		RP12045	
1992-89	All models except wagon		RP12037	RP12217
	AWD wagon		RP12047	
<b>FIAT</b>				
<b>131</b>				
1978-75			RP25001	RP25202
<b>BRAVA</b>				
1981-79			RP25001	RP25202
<b>STRADA</b>				
1982-79				RP25201
<b>X-1/9</b>				
1983-74				RP25203
<b>FORD</b>				
<b>AEROSTAR</b>				
1997-86			RP14008	RP14211
<b>ASPIRE</b>				
1997-94			RP14022	RP14215
<b>CONTOUR</b>				
2000	except SVT model		RP14021	
2000-98	SVT model		RP14056	
1999-98	except SVT model		RP14021	RP14221
1997-95			RP14021	RP14221
<b>ESCAPE</b>				
2002-01	With 15" wheels		RP14057	
	With 16" wheels		RP14058	
<b>ESCORT</b>				
2002-97			RP14019	
1996-91	1.8 liter engine		RP14018	
	1.9 liter engine		RP14019	
				RP14218
1990-87			RP14009	RP14208
1986-81			RP14003	RP14208
<b>EXP</b>				
1988-87			RP14009	RP14208
1986-82			RP14003	RP14208
<b>EXPLORER</b>				
2002	All 2 door models		RP14085	
	All 4 door models		RP14086	
2001-95			RP14024	

**FORD (cont.)**

Year Année Ano	Application Applicacion	Turns	Power Long Rack Crémallillère longue de servo-direction Cremallera larga de direccion	Manual Rack Crémallère de direction manuelle Cremallera de direccion
<b>FORD (Cont'd)</b>				
<b>FAIRMONT</b>				
1983-82				RP14209
1983-80	Ford manufactured rack - one piece aluminum housing		RP14006	
	TRW manufactured rack - has bolt on pinion tower		RP14007	
1981-78				RP14206
1979-78	Ford manufactured rack - one piece aluminum housing		RP14005	
	TRW manufactured rack - has bolt on pinion tower		RP14004	
<b>FESTIVA</b>				
1993-88			RP14020	RP14214
<b>FIESTA</b>				
1980-78				RP14212
<b>FOCUS</b>				
2002	Except ZTS		RP14060	
2002-00	ZTS		RP14087	
2001-00	except ZTS		RP14060	
<b>GRANADA</b>				
1982				RP14209
1982-80	Ford manufactured rack - one piece aluminum housing		RP14006	
	TRW manufactured rack - has bolt on pinion tower		RP14007	
1981-78				RP14206
1979-78	Ford manufactured rack - one piece aluminum housing		RP14005	
	TRW manufactured rack - has bolt on pinion tower		RP14004	
<b>LTD</b>				
1986	Ford manufactured rack - one piece aluminum housing		RP14036	
1986-83	TRW manufactured rack - has bolt on pinion tower		RP14007	
1985	Ford manufactured rack with one piece mounting bushing		RP14006	
	Ford manufactured rack with two piece mounting bushing		RP14036	
1984-83	Ford manufactured rack - one piece aluminum housing		RP14006	
<b>MUSTANG</b>				
2002-99	3.8 liter		RP14061	
	4.6 liter		RP14062	
1998-97			RP14048	
1996-94			RP14015	
1993-85	Ford manufactured rack with two piece mounting bushing	2 1/2	RP14013	
	Ford manufactured rack with two piece mounting bushing	3	RP14036	
1988-82				RP14209
1985	Ford manufactured rack with one piece mounting bushing	3	RP14006	
1984-82	Ford manufactured rack - one piece aluminum housing		RP14006	
	TRW manufactured rack - has bolt on pinion tower		RP14007	
1981-79	Ford manufactured rack - one piece aluminum housing		RP14005	
	TRW manufactured rack - has bolt on pinion tower		RP14004	
				RP14206
<b>MUSTANG II</b>				
1978-77	TRW manufactured rack with 2 hole mount		RP14002	
1976-74	TRW manufactured rack with 3 hole mount		RP14001	
<b>PINTO</b>				
1980-77	TRW manufactured rack with 2 hole mount		RP14002	
1980-73				RP14210
1976-75	TRW manufactured rack with 3 hole mount		RP14001	
1972-71				RP14217

FORD (cont.)

Year Année Ano	Application Applicacion	Turns	Power Long Rack Crémallillère longue de servo-direction Cremallera larga de direccion	Manual Rack Crémallère de direction manuelle Cremallera de direccion
<b>FORD (Cont'd)</b>				
<b>PROBE</b>				
1997-93			RP14039	
1992-89	With turbo		RP14034	
	Without turbo		RP14011	
<b>RANGER</b>				
2000-98	Regular Cab model		RP14052	
	Super Cab model		RP14054	
<b>TAURUS</b>				
2001-98	Without solenoid actuator		RP14089	
2001-96	With solenoid actuator		RP14045	
1997-96	Without solenoid actuator		RP14049	
1995-90	With solenoid actuator Except SHO		RP14025	
	Without solenoid actuator Except SHO		RP14010	
1995-89	SHO Only		RP14035	
1989-88	Except SHO		RP14010	
1987	From 2/87		RP14010	
	To 1/87		RP14012	
1986			RP14012	
<b>TEMPO</b>				
1994-87	Ford manufactured rack - one piece aluminum housing		RP14009	
				RP14204
1991-87	TRW manufactured rack - has tag riveted to rack cylinder		RP14003	
1986-84			RP14003	RP14204
<b>THUNDERBIRD</b>				
2002			RP14084	
1997-96			RP14042	
1995-89			RP14027	
1988-85	Ford manufactured rack with two piece mounting bushing	2 1/2	RP14013	
	Ford manufactured rack with two piece mounting bushing	3	RP14036	
1985	Ford manufactured rack with one piece mounting bushing		RP14006	
1984-80	Ford manufactured rack - one piece aluminum housing		RP14006	
<b>WINDSTAR</b>				
2002			RP14081	
2001-95	With solenoid actuator		RP14055	
	Without solenoid actuator		RP14023	
<b>GEO</b>				
<b>METRO</b>				
1997-95			RP28002	RP15232
1994-89			RP15012	RP15230
<b>PRIZM</b>				
1997-93			RP29041	
1992-89	DOHC		RP15081	
	SOHC		RP15080	RP15231
<b>SPECTRUM</b>				
1989			RP15070	
<b>STORM</b>				
1993-90			RP15072	
<b>GMC</b>				
<b>SIERRA 1500</b>				
2002-99	Front, 2WD		RP15062	

## GMC (cont.)

Year Année Ano	Application Aplicacion	Turns	Power Long Rack Crémallière longue de servo-direction Cremallera larga de direccion	Manual Rack Crémallère de direction manuelle Cremallera de direccion
<b>GMC (Cont'd)</b>				
<b>SIERRA 1500 (Cont'd)</b>				
2002-99	Front, 4WD		RP15039	
<b>SIERRA 1500 HD</b>				
2002-01	Front, 2WD		RP15062	
	Front, 4WD		RP15039	
<b>HONDA</b>				
<b>ACCORD</b>				
2002-98	Coupe, Sedan with 6 cylinder		RP17019	
	Sedan with 4 cylinder		RP17020	
1997-95	6 cylinder		RP17018	
1997-94	4 cylinder		RP17017	
1993-90			RP17009	
1989-86			RP17008	RP17210
1985-82			RP17004	RP17209
1981-78			RP17002	RP17207
1977-76			RP17002	
<b>CIVIC</b>				
2002-01			RP17022	
2000-96			RP17003	RP17213
1995-92			RP17011	RP17212
1991-88			RP17007	RP17211
1987-85			RP17010	RP17206
1984				RP17206
1983-80				RP17205
1979-73				RP17204
<b>CIVIC DEL SOL</b>				
1997-94	VTEC		RP17022	
1997-93	Except VTEC		RP17011	
<b>CR-V</b>				
2002-97			RP17023	
<b>CRX</b>				
1991-88			RP17007	RP17211
1987-85			RP17010	RP17206
1984				RP17206
<b>ODYSSEY</b>				
2002-99			RP17025	
1998-95			RP17024	
<b>PASSPORT</b>				
1999-98			RP17030	
<b>PRELUDE</b>				
2001-97	All models except SH		RP17027	
	SH model		RP17026	
1996-95			RP17012	
1994-92	With four wheel steering - front rack		RP17013	
	With four wheel steering - rear rack		RP17016	
	With two wheel steering		RP17012	
1991-88	With four wheel steering - front rack		RP17014	
	With four wheel steering - rear rack		RP17015	
	With two wheel steering		RP17006	
1987-83			RP17005	RP17203
1982-79			RP17001	RP17201

HONDA (cont.)

Year Année Ano	Application Aplicacion	Turns	Power Long Rack Crémallillère longue de servo-direction Cremallera larga de direccion	Manual Rack Crémallère de direction manuelle Cremallera de direccion
<b>HONDA (Cont'd)</b>				
<b>WAGOVAN</b>				
1989-88			RP17007	
1987-84				RP17206
1983-82				RP17205
<b>HYUNDAI</b>				
<b>ACCENT</b>				
2002-00			RP18014	
1999-95			RP18013	RP18204
<b>ELANTRA</b>				
2002-01			RP18036	
2000-96			RP18015	
1995-94			RP18007	
1993			RP18006	
1992			RP18005	
<b>EXCEL</b>				
1994-90			RP18004	RP18203
1989-86			RP18001	RP12214
<b>SCOUPE</b>				
1995-93			RP18008	
1992-91			RP18004	
<b>SONATA</b>				
2002-99			RP18033	
1998-95			RP18017	
1994-91	TRW manufactured rack from 5/10/91 with casting # 25-16 and 47 1/2" overall length		RP18012	
1991-89	Mando manufactured rack		RP18003	
	TRW manufactured rack to 5/10/91 with casting # 25-29 and 46 1/2 overall length		RP18009	
<b>STELLAR</b>				
1988-85			RP18002	RP18202
<b>TIBURON</b>				
2001-97			RP18020	
<b>INFINITI</b>				
<b>G20</b>				
2002-01			RP24065	
2000-99			RP24062	
1996-91			RP24041	
<b>I30</b>				
2001-00			RP24064	
1999-98			RP24049	
1997-96	With electric suspension		RP24060	
	Without electric suspension		RP24067	
<b>J30</b>				
1997-93			RP24042	
<b>M30</b>				
1992-90			RP24045	
<b>Q45</b>				
2001-97			RP24047	
1996-90			RP24043	
<b>QX4</b>				
2000-97			RP24066	

**INFINITI (cont.)**

Year Année Ano	Application Aplicacion	Turns	Power Long Rack Crémallillère longue de servo-direction Cremallera larga de direccion	Manual Rack Crémallère de direction manuelle Cremallera de direccion
<b>ISUZU</b>				
<b>I-MARK</b>				
1989-85			RP15070	RP15222
<b>IMPULSE</b>				
1992-91	FWD		RP15072	
1990-83			RP20004	
<b>OASIS</b>				
1999-96			RP17024	
<b>RODEO</b>				
1999-98			RP25039	
<b>STYLUS</b>				
1993-91			RP15072	
<b>TROOPER</b>				
2000-96			RP25040	
<b>JAGUAR</b>				
<b>VANDEN PLAS</b>				
1998-94	With Servotronic from VIN 723190		RP21010	
1994-93	Without Servotronic from VIN 667829		RP21009	
1993	through VIN 667828		RP21001	
1992-88			RP21001	
1987-82			RP21002	
<b>XJ12</b>				
1996-94			RP21008	
1993-83			RP21002	
1982-78	With 14 mm inner tie rods. If the original rack has 16 mm tie rods also replace outer tie rods with Mevotech part # MES3244		RP21002	
1977-73			RP21005	
<b>XJ6</b>				
1997-94	With Servotronic from VIN 723190		RP21010	
1994-93	Without Servotronic from VIN 667829		RP21009	
1993	through VIN 667828		RP21001	
1992-88			RP21001	
1987-83			RP21002	
1982-78	With 14 mm inner tie rods. If the original rack has 16 mm tie rods also replace outer tie rods with Mevotech part # MES3244		RP21002	
1977-72			RP21003	
<b>XJ8</b>				
1998	Through VIN 816183		RP21010	
<b>XJR</b>				
1999			RP20012	
1998	From VIN 816184		RP20012	
	Through VIN 816183		RP20011	
<b>XJS</b>				
1996-93	Without Servotronic		RP21002	
1992-83			RP21002	
1982-78	With 14 mm inner tie rods. If the original rack has 16 mm tie rods also replace outer tie rods with Mevotech part # MES3244		RP21002	
1977-76			RP21005	
<b>XK8</b>				
2002-99			RP20012	

**JAGUAR (cont.)**

Year Année Ano	Application Aplicacion	Turns	Power Long Rack Crémallière longue de servo-direction Cremallera larga de direccion	Manual Rack Crémallière de direction manuelle Cremallera de direccion
<b>JAGUAR (Cont'd)</b>				
<b>XK8 (Cont'd)</b>				
1998	From VIN 019725		RP20012	
	Through VIN 019724		RP20011	
1997			RP20011	
<b>KIA</b>				
<b>OPTIMA</b>				
2002-01	Without variable assist		RP22046	
<b>SEPHIA</b>				
2001	Manufactured Through 7/24/00		RP22035	
2000-98			RP22035	
1997-93			RP22034	
<b>SPECTRA</b>				
2001	Through 7/23/00		RP22035	
2000			RP22035	
<b>LEXUS</b>				
<b>ES250</b>				
1991-90			RP29049	
<b>ES300</b>				
2002			RP29083	
2001-97			RP29058	
1996-92			RP29050	
<b>GS300</b>				
2002-98			RP29059	
1997-93			RP29051	
<b>GS400</b>				
2000-98			RP29059	
<b>GS430</b>				
2002-01			RP29059	
<b>LS400</b>				
2000-95			RP29060	
1994-93			RP29054	
1992-90			RP29053	
<b>LX470</b>				
2002-98			RP29073	
<b>RX300</b>				
2002-99			RP29072	
<b>SC300</b>				
2000-92			RP29052	
<b>SC400</b>				
2000-92			RP29052	
<b>LINCOLN</b>				
<b>CONTINENTAL</b>				
2002-95			RP14043	
1994-88			RP14030	
1987-86			RP14036	
1985	Ford manufactured rack with one piece mounting bushing		RP14006	
	Ford manufactured rack with two piece mounting bushing		RP14036	
1984-82			RP14006	

## LINCOLN (cont.)

Year Année Ano	Application Aplicacion	Turns	Power Long Rack Crémallière longue de servo-direction Cremallera larga de direccion	Manual Rack Crémallière de direction manuelle Cremallera de direccion
<b>LINCOLN (Cont'd)</b>				
<b>LS</b>				
2002-00			RP14073	
<b>MARK VII</b>				
1992-86			RP14036	
1985	Ford manufactured rack with one piece mounting bushing		RP14006	
	Ford manufactured rack with two piece mounting bushing		RP14036	
1984			RP14006	
<b>MARK VIII</b>				
1998-97			RP14051	
1996-93			RP14038	
<b>MAZDA</b>				
<b>323</b>				
1994-90			RP22006	RP22207
1989-88	AWD		RP22026	
1989-86			RP22021	RP22209
<b>626</b>				
2002			RP22045	
2001-97			RP22044	
1996-93			RP22015	
1992-88	Without turbo		RP22007	
1991-88	With turbo		RP22008	
1989-88	With four wheel steering - front rack		RP22022	
	With four wheel steering - rear rack		RP22024	
1987-83			RP22005	RP22206
<b>929</b>				
1995-92			RP22018	
1991-90	DOHC		RP22020	
	SOHC		RP22019	
1989-88			RP22002	
<b>B2300</b>				
2002			RP14064	
<b>B2500</b>				
2001	Regular Cab from 8/00		RP14064	
	Regular Cab through 7/00		RP14052	
2000-98	Cab Plus		RP14054	
	Regular Cab		RP14052	
<b>B3000</b>				
2002-01	Cab Plus		RP14066	
	Regular Cab		RP14065	
2000	Regular Cab		RP14052	
2000-98	Cab Plus		RP14054	
1999-98	Regular Cab		RP14053	
<b>B4000</b>				
2002-01	Cab Plus		RP14066	
	Regular Cab		RP14065	
2000-98	Cab Plus		RP14054	
	Regular Cab		RP14053	
<b>GLC</b>				
1985-83			RP22003	RP22202
1982-81				RP22203



**MAZDA (cont.)**

Year Année Ano	Application Applicacion	Turns	Power Long Rack Crémallillère longue de servo-direction Cremallera larga de direccion	Manual Rack Crémallère de direction manuelle Cremallera de direccion
<b>MAZDA (Cont'd)</b>				
<b>MIATA</b>				
2002-99			RP22036	
1997-96			RP22036	RP22208
1995-90			RP22011	RP22208
<b>MILLENNIA</b>				
2002-01			RP22040	
2000-95			RP22032	
<b>MPV</b>				
2001-00			RP22038	
1998-96	AWD		RP22027	
	RWD		RP22033	
1995-89	AWD, with Automatic Transmission		RP22010	
	AWD, with Manual Transmission		RP22031	
	RWD, with Automatic Transmission		RP22009	
	RWD, with Manual Transmission		RP22001	
<b>MX-3</b>				
1996-92	4 cylinder		RP22013	
1994-92	6 cylinder		RP22014	
<b>MX-6</b>				
1996-93			RP22015	
1992-88	With turbo		RP22008	
	Without turbo		RP22007	
<b>PROTEGE</b>				
2002-00			RP22035	
1999-95			RP22025	RP22211
1994-92			RP22006	RP22207
1991-90	AWD		RP22012	
	FWD		RP22006	
				RP22207
<b>RX-7</b>				
1995-93	With 17mm input shaft		RP22016	
1992-89	Has 2 ports		RP22017	
1992-86	Has 3 ports		RP22004	
1988-86				RP22204
<b>TRIBUTE</b>				
2002-01			RP22042	
<b>MERCURY</b>				
<b>BOBCAT</b>				
1980			RP14004	
1979-75			RP14001	RP14210
<b>CAPRI</b>				
1994-91			RP14029	
1986	Ford manufactured rack - one piece aluminum housing		RP14036	
1986-82	TRW manufactured rack - has bolt on pinion tower		RP14007	
				RP14209
1985	Ford manufactured rack with one piece mounting bushing		RP14006	
	Ford manufactured rack with two piece mounting bushing		RP14036	
1984-82	Ford manufactured rack - one piece aluminum housing		RP14006	
1981-79				RP14206

**MERCURY (cont.)**

Year Année Ano	Application Aplicacion	Turns	Power Long Rack Crémallière longue de servo-direction Cremallera larga de direccion	Manual Rack Crémallère de direction manuelle Cremallera de direccion
<b>MERCURY (Cont'd)</b>				
<b>COUGAR</b>				
2002-01	Except Type S		RP14021	
	Type S		RP14056	
2000-99			RP14021	
1997-89			RP14027	
1988-86	Ford manufactured rack - one piece aluminum housing		RP14036	
1986-81	TRW manufactured rack - has bolt on pinion tower		RP14007	
1985	Ford manufactured rack with one piece mounting bushing		RP14006	
	Ford manufactured rack with two piece mounting bushing		RP14036	
1984-81	Ford manufactured rack - one piece aluminum housing		RP14006	
1982				RP14209
1981				RP14206
<b>LN7</b>				
1983-82			RP14003	RP14208
<b>LYNX</b>				
1987	Ford manufactured rack - one piece aluminum housing		RP14009	
				RP14208
1986-81			RP14003	RP14208
1983			RP14003	RP14204
<b>MARQUIS</b>				
1986	Ford manufactured rack - one piece aluminum housing		RP14036	
1985	Ford manufactured rack with one piece mounting bushing		RP14006	
	Ford manufactured rack with two piece mounting bushing		RP14036	
1985-83	TRW manufactured rack - has bolt on pinion tower		RP14007	
1984-83	Ford manufactured rack - one piece aluminum housing		RP14006	
<b>MOUNTAINEER</b>				
2002-01			RP14079	
2000-97			RP14088	
<b>MYSTIQUE</b>				
2000-95			RP14021	RP14221
<b>SABLE</b>				
2001-96	With solenoid actuator		RP14045	
	Without solenoid actuator		RP14049	
1995-90	With solenoid actuator		RP14025	
	Without solenoid actuator		RP14010	
1989-88			RP14010	
1987	From 2/87		RP14010	
	To 1/87		RP14012	
1986			RP14012	
<b>TOPAZ</b>				
1994-87	Ford manufactured rack - one piece aluminum housing		RP14009	
				RP14208
1991-87	TRW manufactured rack - has tag riveted to rack cylinder		RP14003	
1986-84			RP14003	RP14208
<b>TRACER</b>				
1999-97			RP14047	
1996-91	1.8 liter		RP14018	
	1.9 liter		RP14019	
				RP22207
1989-88			RP14029	RP14216
1987			RP14029	

MERCURY (cont.)

Year Année Ano	Application Aplicacion	Turns	Power Long Rack Crémallillère longue de servo-direction Cremallera larga de direccion	Manual Rack Crémallère de direction manuelle Cremallera de direccion
<b>MERCURY (Cont'd)</b>				
<b>VILLAGER</b>				
2002-93			RP24046	
<b>ZEPHYR</b>				
1983-82	Ford manufactured rack - one piece aluminum housing		RP14006	
	TRW manufactured rack - has bolt on pinion tower		RP14007	
				RP14209
1981-79	Ford manufactured rack - one piece aluminum housing		RP14005	
	TRW manufactured rack - has bolt on pinion tower		RP14004	
				RP14206
<b>MERKUR</b>				
<b>SCORPIO</b>				
1989-88			RP14041	
<b>XR4TI</b>				
1989-85	TRW Type		RP14017	
	ZF Type		RP14014	
<b>MITSUBISHI</b>				
<b>3000GT</b>				
1999-94	AWD - front rack		RP18030	
1999-91	FWD		RP12078	
1993-91	AWD - front rack		RP12079	
<b>CORDIA</b>				
1988-83			RP12017	RP12216
<b>DIAMANTE</b>				
2002-97			RP18021	
1996-92	SOHC		RP18022	
1995-92	DOHC		RP18023	
<b>ECLIPSE</b>				
2002-00	4 cylinder		RP18037	
	6 cylinder		RP18047	
1999-95			RP12034	
1994-90	AWD		RP12040	
	FWD		RP12043	
<b>EXPO</b>				
1995-92			RP12045	
<b>EXPO LRV</b>				
1994-92			RP12045	
<b>GALANT</b>				
2002-99	4 cylinder		RP18037	
	6 cylinder		RP18038	
1998-95			RP18032	
1994	With solenoid actuator		RP18034	
	Without solenoid actuator		RP18032	
1993-89	SOHC FWD		RP12056	
1992-91	AWD, four wheel steering		RP18033	
1992-90	AWD, two wheel steering		RP12056	
1992-89	DOHC FWD		RP12055	
1987-85			RP18010	
<b>LANCER</b>				
2002			RP18037	

**MITSUBISHI (cont.)**

Year Année Ano	Application Aplicacion	Turns	Power Long Rack Crémallière longue de servo-direction Cremallera larga de direccion	Manual Rack Crémallière de direction manuelle Cremallera de direccion
<b>MITSUBISHI (Cont'd)</b>				
<b>MIRAGE</b>				
2002-99			RP12042	
1998-93			RP12042	RP12220
1992-90			RP12037	RP12217
1989			RP12037	RP12210
1988-87			RP12015	RP12210
<b>PRECIS</b>				
1993-90			RP18004	RP18203
1989-87			RP18001	RP12214
<b>SIGMA</b>				
1990-89			RP18003	
1988			RP18010	
<b>TREDIA</b>				
1988-83			RP12017	RP12216
<b>VAN</b>				
1990-87			RP18031	
<b>NISSAN</b>				
<b>200SX</b>				
1998-95			RP24052	
1988-84			RP24004	RP24208
<b>240SX</b>				
1998-96			RP24054	
1995-91	With four wheel steering - front rack		RP24040	
	With four wheel steering - rear rack		RP24068	
	With two wheel steering		RP24039	
1990-89			RP24039	
<b>240Z</b>				
1973-70				RP24212
<b>260Z</b>				
1975-74				RP24203
<b>280Z</b>				
1978				RP24202
1977-75				RP24203
<b>280ZX</b>				
1983-81			RP24003	RP24202
1980-78				RP24202
<b>300ZX</b>				
1996-90	With turbo		RP24025	
	Without turbo		RP24024	
1989-84			RP24021	
<b>310</b>				
1982-79			RP24002	RP24201
<b>810</b>				
1981-80			RP24018	RP24207
<b>ALTIMA</b>				
2001-97			RP24048	
1996-93			RP24030	
<b>AXXESS</b>				
1995-90	AWD		RP24032	

NISSAN (cont.)

Year Année Ano	Application Aplicacion	Turns	Power Long Rack Crémallillère longue de servo-direction Cremallera larga de direccion	Manual Rack Crémallère de direction manuelle Cremallera de direccion
<b>NISSAN (Cont'd)</b>				
<b>AXXESS (Cont'd)</b>				
1995-90	FWD		RP24031	
<b>MAXIMA</b>				
2001-00	GLE, GXE models		RP24057	
	SE model with 16" wheels		RP24057	
	SE model with 17" wheels		RP24058	
1999-96			RP24049	
1995			RP24051	
1994-89	SE		RP24026	
	XE		RP24006	
1988-85			RP24010	
1984-82			RP24018	RP24207
<b>MICRA</b>				
1991-86				RP24209
1985-84				RP24210
<b>MULTI</b>				
1988-86	AWD		RP24005	
	FWD		RP24017	
<b>NX</b>				
1993-91			RP24033	
<b>PATHFINDER</b>				
2000-98			RP24050	
1997-95			RP24001	
<b>PULSAR</b>				
1983			RP24017	RP24205
<b>PULSAR NX</b>				
1990-87	SOHC		RP24016	
				RP24206
1989-87	DOHC		RP24022	
1986-85			RP24019	RP24205
1984-83			RP24017	RP24205
<b>QUEST</b>				
2002-93			RP24046	
<b>SENTRA</b>				
2002-00			RP24056	
1999-95			RP24052	RP24213
1994-91	Made in Japan - serial number starts JN1		RP24035	RP24211
	Made in USA - serial number starts 1N4		RP24036	
1990-86	AWD		RP24022	
	FWD		RP24016	
				RP24206
1985-84			RP24019	RP24205
1983-82			RP24017	
<b>STANZA</b>				
1992-90			RP24028	
1989-86			RP24010	
1985-82			RP24009	RP24204
<b>OLDSMOBILE</b>				
<b>98</b>				
1996	With Magnasteer		RP15038	

## OLDSMOBILE (cont.)

Year Année Ano	Application Applicacion	Turns	Power Long Rack Crémallière longue de servo-direction Cremallera larga de direccion	Manual Rack Crémallère de direction manuelle Cremallera de direccion
<b>OLDSMOBILE (Cont'd)</b>				
<b>98 (Cont'd)</b>				
1996	Without Magnasteer		RP15037	
1995-85	With pressure switch mounted in pressure line	2 3/4	RP15030	
	With pressure switch mounted in pressure line	3 1/4	RP15006	
	With pressure switch mounted in rack housing	2 3/4	RP15011	
	With pressure switch mounted in rack housing	3 1/4	RP15010	
<b>ACHIEVA</b>				
1998-92	With low steering ratio	2 1/2	RP15157	
	With standard steering ratio	2 3/4 or 3	RP15156	
<b>ALERO</b>				
2002-99	GL, GLS models		RP15099	
	GX model		RP25041	
<b>AURORA</b>				
2002-01	With Magnasteer		RP15028	
	Without Magnasteer		RP15060	
1999-98	Without Magnasteer		RP25020	
1999-96	With Magnasteer		RP25042	
1997-95	Without Magnasteer		RP25045	
1995	With Magnasteer		RP15034	
<b>CALAIS</b>				
1987	With low steering ratio	2 1/2	RP15157	
	With standard steering ratio	2 3/4 or 3	RP15156	
1986-85	low steering ratio	2 1/2	RP15108	
	With standard steering ratio	3	RP15109	
<b>CIERA</b>				
1996-95			RP15085	
<b>CUTLASS</b>				
1999-97			RP15045	
<b>CUTLASS CALAIS</b>				
1991-88	With low steering ratio	2 1/2	RP15157	
	With standard steering ratio	2 3/4 or 3	RP15156	
1984-82	low steering ratio	2 1/2	RP15108	
	With standard steering ratio	3	RP15109	
<b>CUTLASS CIERA</b>				
1994			RP15085	
1993-82	low steering ratio	2 3/4	RP15007	
	With standard steering ratio	3 1/4	RP15003	
<b>CUTLASS SUPREME</b>				
1997	With Magnasteer		RP25043	
	Without Magnasteer		RP15044	
1996-92	With pressure switch mounted in pressure line	2 3/4	RP15023	
	With pressure switch mounted in pressure line	3	RP15022	
1996-88	With pressure switch mounted in rack housing	2 3/4	RP15005	
	With pressure switch mounted in rack housing	3	RP15004	
<b>DELTA 88</b>				
1999-96	With Magnasteer		RP15038	
	Without Magnasteer		RP15037	
1995-85	With pressure switch mounted in pressure line	2 3/4	RP15030	
	With pressure switch mounted in pressure line	3 1/4	RP15006	
	With pressure switch mounted in rack housing	2 3/4	RP15011	
	With pressure switch mounted in rack housing	3 1/4	RP15010	

**OLDSMOBILE (cont.)**

Year Année Ano	Application Applicacion	Turns	Power Long Rack Crémallillère longue de servo-direction Cremallera larga de direccion	Manual Rack Crémallère de direction manuelle Cremallera de direccion
<b>OLDSMOBILE (Cont'd)</b>				
<b>FIRENZA</b>				
1988-87	With low steering ratio	2 1/2	RP15157	
	With standard steering ratio	2 3/4 or 3	RP15156	
				RP15204
1986-85	low steering ratio	2 1/2	RP15108	
1986-84				RP15201
1986-82	With standard steering ratio	3	RP15109	
<b>INTRIGUE</b>				
2002-98	With Magnasteer		RP25022	
	Without Magnasteer		RP25021	
<b>LSS</b>				
1999-96			RP25023	
<b>OMEGA</b>				
1984-82	With standard steering ratio	3 1/4	RP15003	
1981-80			RP15002	RP15203
<b>REGENCY</b>				
1998-97	With Magnasteer		RP15050	
	Without Magnasteer		RP25044	
<b>SILHOUETTE</b>				
2002-97	FWD		RP15047	
1996-90	With G67 auto air level control or with FE3 suspension	2 3/4	RP15084	
	Without G67 auto air level control and FE3 suspension	3 1/4	RP15071	
<b>TORONADO</b>				
1992-86	With pressure switch mounted in pressure line	2 3/4	RP15030	
	With pressure switch mounted in pressure line	3 1/4	RP15006	
	With pressure switch mounted in rack housing	2 3/4	RP15011	
	With pressure switch mounted in rack housing	3 1/4	RP15010	
<b>PASSPORT</b>				
<b>I-MARK</b>				
1991-89			RP15070	RP15222
<b>IMPULSE</b>				
1989			RP20004	
<b>OPTIMA</b>				
1991-88			RP15182	RP15220
<b>PLYMOUTH</b>				
<b>ACCLAIM</b>				
1995-89	TRW manufactured rack	2 1/2	RP12004	
	TRW manufactured rack	3 1/4	RP12018	
	TRW manufactured rack with 2 rubber mounts	3	RP12013	
<b>BREEZE</b>				
2000-96	With solenoid Actuator		RP12071	
	Without solenoid Actuator		RP12050	
<b>CARAVELLE</b>				
1988-85	Saginaw manufactured rack	2 1/2	RP12084	
	Saginaw manufactured rack	3 1/4	RP12081	
	TRW manufactured rack	2 1/2	RP12004	
	TRW manufactured rack	3 1/4	RP12018	
<b>CHAMP</b>				
1982-79				RP12214

**PLYMOUTH (cont.)**

Year Année Ano	Application Aplicacion	Turns	Power Long Rack Crémallière longue de servo-direction Cremallera larga de direccion	Manual Rack Crémallière de direction manuelle Cremallera de direccion
<b>PLYMOUTH (Cont'd)</b>				
<b>COLT</b>				
1994	Wagon		RP12045	
1994-93	Except wagon		RP12042	
	Sedan, Hatchback		RP12042	
1992	AWD wagon		RP12047	
1992-89	Sedan, Hatchback		RP12037	RP12217
1988-85	Sedan, Hatchback		RP12015	RP12210
1984-81				RP12214
<b>COLT 100</b>				
1992-89	Sedan, Hatchback		RP12015	RP12210
<b>COLT 200</b>				
1992-89	Sedan, Hatchback		RP12037	RP12217
<b>COLT VISTA</b>				
1994	AWD Wagon		RP12045	
1994-93	Except wagon		RP12042	
	Sedan, Hatchback		RP12042	
	Wagon		RP12045	
1992	AWD wagon		RP12047	
1992-89	FWD wagon		RP12046	
1991-90	AWD Wagon		RP12047	
1989	AWD wagon		RP12047	
1988	AWD wagon		RP12016	
1988-85	FWD wagon		RP12017	
1987	AWD Wagon		RP12016	
1986-85	AWD wagon		RP12016	
1984				RP12214
<b>EXPO</b>				
1989-87			RP12003	
<b>GRAND VOYAGER</b>				
2000-96			RP12009	
1995-91			RP12041	
1990-89			RP12025	RP12213
1988			RP12010	RP12213
<b>HORIZON</b>				
1990-84				RP12207
1990-82	Saginaw manufactured rack	2 1/2	RP12035	
	Saginaw manufactured rack	3 1/4	RP12083	
	TRW manufactured rack		RP12003	
1983-78				RP12206
1981-78	Saginaw manufactured rack with 1 mounting bushing		RP12005	
	Saginaw manufactured rack with 2 mounting bushings		RP12006	
<b>LASER</b>				
1994-90	AWD		RP12040	
	FWD		RP12043	RP12218
<b>NEON</b>				
2001-00	With 14" wheels		RP12073	
	With 15" or 16" wheels		RP12074	
1999-95		2 1/2	RP12059	
		3 1/4	RP12058	
1996-95				RP12226



PLYMOUTH (cont.)

Year Année Ano	Application Aplicacion	Turns	Power Long Rack Crémallillère longue de servo-direction Cremallera larga de direccion	Manual Rack Crémallère de direction manuelle Cremallera de direccion
<b>PLYMOUTH (Cont'd)</b>				
<b>PROWLER</b>				
2001-97			RP12067	
<b>RELIANT</b>				
1989-81	Saginaw manufactured rack	2 1/2	RP12084	
	Saginaw manufactured rack	3 1/4	RP12081	
	TRW manufactured rack	2 1/2	RP12004	
	TRW manufactured rack	3 1/4	RP12001	
1988-84				RP12205
1983-81				RP12204
<b>SUNDANCE</b>				
1994-87	TRW manufactured rack	2 1/2	RP12004	
	TRW manufactured rack	2 3/4	RP12002	
	TRW manufactured rack	3 1/4	RP12018	
				RP12205
<b>TURISMO</b>				
1985-83	Saginaw manufactured rack	3 1/4	RP12083	
<b>VOYAGER</b>				
2000-96			RP12009	
1995-91			RP12041	
1990-89			RP12025	RP12213
1988-84			RP12010	RP12213
<b>PONTIAC</b>				
<b>6000</b>				
1991-83	low steering ratio	2 3/4	RP15007	
1991-82	With standard steering ratio	3 1/4	RP15003	
1989-88	AWD models		RP15024	
<b>ACADIAN</b>				
1987-81			RP15001	RP15202
1980-76				RP15202
<b>AZTEK</b>				
2002	FWD		RP15047	
2001			RP15047	
<b>BONNEVILLE</b>				
2002-00	With Magnasteer		RP25027	
	Without Magnasteer		RP25028	
1998-96	With Magnasteer		RP25046	
	Without Magnasteer		RP25024	
1995-88	With variable ratio steering		RP15013	
1995-87	With pressure switch mounted in pressure line	3 1/4	RP15006	
	With pressure switch mounted in rack housing	3 1/4	RP15010	
1987	With pressure switch mounted in pressure line	2 3/4	RP15030	
	With pressure switch mounted in rack housing	2 3/4	RP15011	
<b>FIERO</b>				
1988				RP15235
1987-84				RP15208
<b>FIREBIRD</b>				
2002-00			RP15075	
1999-93	low steering ratio	2 1/4	RP15018	
	With standard ratio steering	2 3/4	RP15019	

## PONTIAC (cont.)

Year Année Ano	Application Aplicacion	Turns	Power Long Rack Crémallière longue de servo-direction Cremallera larga de direccion	Manual Rack Crémallère de direction manuelle Cremallera de direccion
<b>PONTIAC (Cont'd)</b>				
<b>FIREFLY</b>				
1999-98			RP28003	RP28236
1997-95			RP28002	RP28232
1994-89				RP15230
1988-85				RP15207
<b>GRAND AM</b>				
2002-99	Low Steering Ratio		RP15099	
	Standard Steering Ratio		RP15093	
1998-87	With low steering ratio	2 1/2	RP15157	
	With standard steering ratio	2 3/4 or 3	RP15156	
1986-85	low steering ratio	2 1/2	RP15108	
	With standard steering ratio	3	RP15109	
<b>GRAND PRIX</b>				
2002-97	With Magnasteer	2 1/2	RP25025	
	With Magnasteer	2 3/4	RP15090	
	Without Magnasteer		RP15089	
1996-92	With pressure switch mounted in pressure line	2 3/4	RP15023	
	With pressure switch mounted in pressure line	3	RP15022	
1996-88	With pressure switch mounted in rack housing	2 3/4	RP15005	
	With pressure switch mounted in rack housing	3	RP15004	
<b>J2000</b>				
1984				RP15201
1984-82	low steering ratio	2 1/2	RP15108	
	With standard steering ratio	3	RP15109	
<b>LEMANS</b>				
1993-88			RP15182	
<b>MONTANA</b>				
2002	FWD		RP15047	
2001-99			RP15047	
<b>OPTIMA</b>				
1993-88			RP15182	
<b>PHOENIX</b>				
1984-82			RP15003	RP15205
1981-80			RP15002	RP15203
<b>SUNBIRD</b>				
1994-87	With low steering ratio	2 1/2	RP15157	
	With standard steering ratio	2 3/4 or 3	RP15156	
1990-87				RP15204
1986-85	low steering ratio	2 1/2	RP15108	
	With standard steering ratio	3	RP15109	
				RP15201
<b>SUNBURST</b>				
1988-85			RP15070	RP15222
<b>SUNFIRE</b>				
2002-95	low steering ratio	2 1/2	RP15021	
	With standard ratio steering	3	RP15020	
<b>T1000</b>				
1987-81			RP15001	RP15202
<b>TEMPEST</b>				
1991-87	With low steering ratio	2 1/2	RP15157	

PONTIAC (cont.)

Year Année Ano	Application Applicacion	Turns	Power Long Rack Crémallillère longue de servo-direction Cremallera larga de direccion	Manual Rack Crémallère de direction manuelle Cremallera de direccion
<b>PONTIAC (Cont'd)</b>				
<b>TEMPEST (Cont'd)</b>				
1991-87	With standard steering ratio	2 3/4 or 3	RP15156	
<b>TRANS SPORT</b>				
1998-97			RP15047	
1996-90		2 3/4	RP15084	
		3 1/4	RP15071	
<b>PORSCHE</b>				
<b>924</b>				
1988-87	Supplied without inner tie rods		RP32001	RP32201
<b>928</b>				
1995-78	Supplied without inner tie rods		RP32002	
<b>944</b>				
1991-83	Supplied without inner tie rods		RP32001	RP32201
<b>968</b>				
1995-92	Supplied without inner tie rods		RP32001	RP32201
<b>RENAULT</b>				
<b>ALLIANCE</b>				
1987-83			RP16001	RP16201
<b>ENCORE</b>				
1986-84			RP16001	RP16201
<b>FUEGO</b>				
1985-82			RP16020	
<b>LECAR</b>				
1985-77				RP16202
<b>SAAB</b>				
<b>9-3</b>				
2002-00			RP26006	
1999			RP26005	
<b>9-5</b>				
2002-99			RP26007	
<b>900</b>				
1998-95			RP26004	
1994	All models except convertible		RP26004	
	Convertible model		RP26002	
1993-79			RP26002	RP26201
<b>9000</b>				
1998-86			RP26001	
<b>99</b>				
1980-74			RP26003	RP26202
<b>SATURN</b>				
<b>L SERIES</b>				
2002			RP15074	
<b>LS SERIES</b>				
2001-00			RP15074	
<b>LW SERIES</b>				
2002-00			RP15074	
<b>SC SERIES</b>				
2002-00	With variable steering		RP15073	

## SATURN (cont.)

Year Année Ano	Application Applicacion	Turns	Power Long Rack Crémallière longue de servo-direction Cremallera larga de direccion	Manual Rack Crémallière de direction manuelle Cremallera de direccion
<b>SATURN (Cont'd)</b>				
<b>SC SERIES (Cont'd)</b>				
2002-00	Without variable steering		RP15091	
1999-92	With pressure switch mounted in pressure line	2 3/4	RP15027	
	With pressure switch mounted in pressure line	3 1/8	RP15017	
	With pressure switch mounted in rack housing	2 3/4	RP15026	
	With pressure switch mounted in rack housing	3 1/8	RP15016	
				RP15234
<b>SL SERIES</b>				
2002-00	With variable steering		RP15073	
	Without variable steering		RP15091	
1999-92	With pressure switch mounted in pressure line	2 3/4	RP15027	
	With pressure switch mounted in pressure line	3 1/8	RP15017	
	With pressure switch mounted in rack housing	2 3/4	RP15026	
	With pressure switch mounted in rack housing	3 1/8	RP15016	
				RP15234
<b>SW SERIES</b>				
2001-00	With variable steering		RP15073	
	Without variable steering		RP15091	
1999-93	With pressure switch mounted in pressure line	2 3/4	RP15027	
	With pressure switch mounted in pressure line	3 1/8	RP15017	
	With pressure switch mounted in rack housing	2 3/4	RP15026	
	With pressure switch mounted in rack housing	3 1/8	RP15016	
				RP15234
<b>SUBARU</b>				
<b>DL</b>				
1989-85			RP27008	RP27202
1984-83			RP27009	RP27201
1982-81			RP27010	RP27201
1980				RP27201
<b>FORESTER</b>				
2002-98			RP27016	
<b>GL</b>				
1989-85			RP27008	RP27202
1984-83			RP27009	RP27201
1982-81			RP27010	RP27201
1980				RP27201
<b>GL-10</b>				
1989-87			RP27008	
1986-85			RP27008	RP27202
<b>GLF</b>				
1982-81			RP27010	RP27201
1980				RP27201
<b>IMPENZA</b>				
2001-98			RP27017	
1997-93			RP27005	
<b>JUSTY</b>				
1994-89				RP27206
1988-87				RP27204
<b>LEGACY</b>				
2002	6 cylinder		RP27021	
2002-00	Except Outback		RP27020	

**SUBARU (cont.)**

Year Année Ano	Application Applicacion	Turns	Power Long Rack Crémallillère longue de servo-direction Cremallera larga de direccion	Manual Rack Crémallère de direction manuelle Cremallera de direccion
<b>SUBARU (Cont'd)</b>				
<b>LEGACY (Cont'd)</b>				
2002-00	Outback model		RP27019	
1999-97	Except Outback		RP27005	
	Outback model		RP27018	
1996-90			RP27005	
<b>LOYALE</b>				
1994-90			RP27008	
<b>OUTBACK</b>				
2002-01	4 cylinder		RP27019	
	6 cylinder		RP27021	
<b>RX</b>				
1989-86			RP27008	
<b>SVX</b>				
1997-92	With electronic variable assist		RP27015	
	Without electronic variable assist		RP27014	
<b>XT</b>				
1991-85			RP27011	
<b>XT6</b>				
1991-88			RP27011	
<b>SUZUKI</b>				
<b>ESTEEM</b>				
2002-95			RP28004	
<b>FORSA</b>				
1988-85				RP15207
<b>GRAND VITARA</b>				
2002-99			RP28005	
<b>SWIFT</b>				
2001-00			RP28007	
1999-98			RP28003	RP15236
1997-95			RP28002	RP15232
1994-89			RP28001	RP15230
<b>VITARA</b>				
2002-99			RP28006	
<b>TOYOTA</b>				
<b>4RUNNER</b>				
2002-96			RP29070	
<b>AVALON</b>				
2002-95			RP29057	
<b>CAMRY</b>				
2002	LE model		RP29082	
	SE, XLE models		RP29083	
2001-97			RP29038	
1996-92	Without solenoid		RP29037	
1995-93	Without solenoid		RP29038	
1991-88	6 cylinder		RP29018	
1991-87	4 cylinder		RP29001	
1986-83			RP29002	RP29201
<b>CELICA</b>				
2002-00			RP29076	

**TOYOTA (cont.)**

Year Année Ano	Application Applicacion	Turns	Power Long Rack Crémallillère longue de servo-direction Cremallera larga de direccion	Manual Rack Crémallère de direction manuelle Cremallera de direccion
<b>TOYOTA (Cont'd)</b>				
<b>CELICA (Cont'd)</b>				
1999-94			RP29004	
1993-90	GT and GTS model		RP29019	
	ST model		RP29039	
1989-88	With turbo		RP29040	
1989-86	Without turbo		RP29003	
1985-81			RP29005	RP29202
<b>COROLLA</b>				
2002-99			RP29041	
1998-94			RP29041	RP29216
1993	4WD wagon		RP29034	
	All models except 4WD wagon		RP29041	RP29216
1992-89	Sedan and station wagon including 4WD		RP29034	RP29211
1992-88	DX, SR5 coupe models		RP29020	RP29211
1991-90	DX, SR5 coupe models		RP29020	
1991-88	GTS coupe model		RP29021	RP29211
1989	GTS coupe model		RP29021	
1988	Sedan and station wagon including 4WD		RP29034	
1988-87	FX, FX16 models		RP15058	RP29204
1987-86	Coupe		RP29032	RP29203
1987-85	Sedan and wagon		RP29023	RP29204
1985-84	Coupe		RP29033	RP29203
1984	Sedan and wagon		RP29035	RP29204
1983-82			RP29011	RP29203
<b>CRESSIDA</b>				
1992-89			RP29036	
1988-85			RP29012	
<b>ECHO</b>				
2002-00			RP29077	RP29277
<b>HIGHLANDER</b>				
2002-01			RP29080	
<b>LAND CRUISER</b>				
2002-98			RP29073	
<b>MR2</b>				
1995-91			RP29044	RP29218
1989-85				RP29206
<b>PASEO</b>				
1999-92			RP29045	
<b>PREVIA</b>				
1997	2WD		RP29065	
	AWD		RP29046	
1996-91	2WD		RP29025	
	AWD		RP25026	
<b>RAV4</b>				
2002-01			RP29081	
2000-96			RP29066	
<b>SEQUOIA</b>				
2002-01	2WD		RP29079	
	AWD		RP29085	

Year Année Ano	Application Aplicacion	Turns	Power Long Rack Crémallière longue de servo-direction Cremallera larga de direccion	Manual Rack Crémallière de direction manuelle Cremallera de direccion
<b>TOYOTA (Cont'd)</b>				
<b>SIENNA</b>				
2002-01			RP29078	
2000-98			RP29068	
<b>SOLARA</b>				
2002-99			RP29058	
<b>STARLET</b>				
1984-81			RP29015	RP29207
<b>SUPRA</b>				
1998-94			RP29047	
1993-89	With turbo		RP29026	
	Without turbo		RP29027	
1988-86			RP29013	
1985-82			RP29014	
<b>T100</b>				
1998-93	2WD		RP29055	
	AWD		RP29056	
<b>TACOMA</b>				
2002-98	2WD with PreRunner option		RP29070	
	2WD without PreRunner option		RP29074	
2002-95	4WD		RP29070	
1997-95	2WD		RP29069	
<b>TERCEL</b>				
1998-91			RP29048	RP29219
1990-88			RP29028	RP29213
1987-83			RP29015	RP29208
1982-80				RP29209
<b>TUNDRA</b>				
2002-00			RP29075	
<b>VAN</b>				
1989	RWD		RP29030	
1988-86	AWD		RP29016	
	RWD		RP29017	RP29216
<b>VAN WAGON</b>				
1988	AWD		RP29016	
	RWD		RP29017	RP29216
<b>VOLKSWAGEN</b>				
<b>BEETLE</b>				
2002-01	With all season tires		RP30022	
	Without all season tires		RP30025	
2000-99			RP30022	
1998	From VIN 016001		RP30022	
	Through VIN 016000		RP30021	
<b>CABRIO</b>				
2002-00			RP30023	
1999	From VIN 806131		RP30023	
	Through VIN 806130		RP30015	
1998			RP30015	
1997-95			RP30004	
<b>CABRIOLET</b>				
1995	TRW manufactured rack		RP30015	

**VOLKSWAGEN (cont.)**

Year Année Ano	Application Aplicacion	Turns	Power Long Rack Crémallière longue de servo-direction Cremallera larga de direccion	Manual Rack Crémallère de direction manuelle Cremallera de direccion
<b>VOLKSWAGEN (Cont'd)</b>				
<b>CABRIOLET (Cont'd)</b>				
1995	ZF manufactured rack		RP30016	
1993-85	With automatic transmission		RP30012	RP30202
	With manual transmission		RP30010	RP30201
<b>CORRADO</b>				
1995-92	TRW manufactured rack with 22 spline input shaft from VIN 50-N-011-488		RP30015	
	ZF manufactured rack with 22 spline input shaft from VIN 50-N-011-488		RP30016	
1992-90	TRW manufactured rack with 36 spline input shaft through VIN 50-N-011-487		RP30011	
	ZF manufactured rack with 36 spline input shaft through VIN 50-N-011-487		RP30004	
<b>EUROVAN</b>				
2002-01			RP30026	
2000-97			RP30019	
1996-92			RP30014	
<b>FOX</b>				
1993-87				RP30205
<b>GOLF</b>				
2002-99			RP30027	
1998-92	TRW manufactured rack with 22 spline input shaft		RP30015	
	ZF manufactured rack with 22 spline input shaft		RP30016	
1996-91				RP30208
1992-85	TRW manufactured rack with 36 spline input shaft		RP30011	
	ZF manufactured rack with 36 spline input shaft		RP30004	
1990-85				RP30203
<b>JETTA</b>				
2002-99			RP30022	
1998-92	TRW manufactured rack with 22 spline input shaft		RP30015	
	ZF manufactured rack with 22 spline input shaft		RP30016	
1996-91				RP30208
1992-85	TRW manufactured rack with 36 spline input shaft		RP30011	
	ZF manufactured rack with 36 spline input shaft		RP30004	
1990-85				RP30203
1984-81	With automatic transmission		RP30012	
	With manual transmission		RP30010	RP30201
1980	With manual transmission			RP30201
<b>PASSAT</b>				
2002-98	4 cylinder		RP30024	
	6 cylinder		RP30028	
1997-92	TRW manufactured rack with 22 spline input shaft		RP30007	
	ZF manufactured rack with 22 spline input shaft		RP30017	
1992-90	TRW manufactured rack with 36 spline input shaft		RP30008	
	ZF manufactured rack with 36 spline input shaft		RP30018	
<b>QUANTUM</b>				
1988-82			RP13101	
<b>RABBIT</b>				
1984-81	With automatic transmission		RP30012	
	With manual transmission		RP30010	RP30201
1980-78	With manual transmission			RP30201
1978-75				RP30206
<b>RABBIT CONVERTIBLE</b>				
1984-81	With automatic transmission		RP30012	
	With manual transmission		RP30010	RP30201



## VOLKSWAGEN (cont.)

Year Année Ano	Application Aplicacion	Turns	Power Long Rack Crémallière longue de servo-direction Cremallera larga de direccion	Manual Rack Crémallière de direction manuelle Cremallera de direccion
<b>VOLKSWAGEN (Cont'd)</b>				
<b>RABBIT CONVERTIBLE (Cont'd)</b>				
1980	With manual transmission			RP30201
<b>RABBIT PICKUP</b>				
1983-80	With manual transmission			RP30201
<b>SCIROCCO</b>				
1989-82	With automatic transmission		RP30012	RP30202
	With manual transmission		RP30010	RP30201
1981-75	With manual transmission			RP30201
<b>VANAGON</b>				
1992-80			RP30005	RP30204
<b>VOLVO</b>				
<b>240</b>				
1993-90			RP31005	
<b>242</b>				
1984-79			RP31005	
1978-75			RP31004	
<b>244</b>				
1989-79			RP31005	
1978-75			RP31004	
<b>245</b>				
1989-79			RP31005	
1978-75			RP31004	
<b>262</b>				
1981-79			RP31005	
1978-76			RP31004	
<b>264</b>				
1982-79			RP31005	
1978-76			RP31004	
<b>265</b>				
1981-79			RP31005	
1978-76			RP31004	
<b>740</b>				
1992-85			RP31007	
<b>745</b>				
1985			RP31007	
<b>760</b>				
1990-83			RP31008	
<b>780</b>				
1991-87			RP31007	
<b>850</b>				
1997-93			RP31009	
<b>940</b>				
1995-91			RP31023	
<b>960</b>				
1997-95			RP31011	
1994-92			RP31024	
<b>C70</b>				
2002-98			RP31012	

**VOLVO (cont.)**

Year Année Ano	Application Applicacion	Turns	Power Long Rack Crémallillère longue de servo-direction Cremallera larga de direccion	Manual Rack Crémallère de direction manuelle Cremallera de direccion
<b>VOLVO (Cont'd)</b>				
<b>S40</b>				
2002-01			RP31019	
2000			RP31014	
<b>S60</b>				
2002-01	With variable assist		RP31016	
	Without variable assist		RP31017	
<b>S70</b>				
2000	AWD		RP31022	
2000-98	RWD		RP31020	
1999	AWD from VIN 572015		RP31022	
	AWD through VIN 572014		RP31021	
1998	AWD		RP31021	
<b>S80</b>				
2002-00			RP31016	
1999			RP31013	
<b>S90</b>				
1998			RP31011	
<b>V40</b>				
2002-01			RP31019	
2000			RP31014	
<b>V70</b>				
2002-01	With variable assist		RP31016	
	Without variable assist		RP31017	
2000	AWD		RP31022	
			RP31015	
2000-98	RWD		RP31020	
1999	AWD from VIN 549831		RP31022	
	AWD through VIN 549830		RP31021	
1998	AWD		RP31021	
<b>V90</b>				
1998			RP31011	
<b>YUGO</b>				
<b>CABRIO</b>				
1991-90				RP25204
<b>GV</b>				
1992-86				RP25204
<b>GVL</b>				
1989-88				RP25204
<b>GVS</b>				
1988				RP25204
<b>GVX</b>				
1989-87				RP25204

## Buyer's Guide

## STEERING - RACK &amp; PINION

Part No.	Vehicle Application		Part No.	Vehicle Application	
RP10001	1984-93	BMW 318I, 318IC, 318IS, 320I, 325, 325E, 325I, 325IC, 325IS	RP12010	1984-88	DODGE CARAVAN, GRAND CARAVAN, ROYAL MINI RAM
RP10003	1988-90	BMW 325IX		1984-88	PLYMOUTH GRAND VOYAGER
RP10004	1992-99	BMW 318I, 318IC, 318IS, 318TI, 320I, 323I, 323IC, 323IS, 325I, 325IC, 325IS	RP12013	1989-95	PLYMOUTH ACCLAIM
RP10005	1988-91	BMW M3		1988-95	CHRYSLER DYNASTY, IMPERIAL, LEBARON, NEW YORKER
RP10006	1995-99	BMW M3		1984-95	DODGE DAYTONA, DYNASTY, SPIRIT
RP10007	1996-99	BMW 328I, 328IC, 328IS	RP12014	1987-90	DODGE DAKOTA
RP10008	1996-02	BMW Z3	RP12015	1987-88	MINISUBISHI MIRAGE
RP10009	1997-99	BMW 528I, 528IT		1985-92	DODGE COLT, COLT 100
RP10010	2000	BMW 528I, 528IT		1985-92	PLYMOUTH COLT, COLT 100
RP10011	1998-02	BMW Z3	RP12016	1985-88	PLYMOUTH COLT VISTA
RP10203	1977-83	BMW 320I		1984-88	DODGE COLT VISTA
RP11001	1986-89	ACURA INTEGRA	RP12017	1985-88	PLYMOUTH COLT VISTA
RP11002	1986-88	ACURA LEGEND		1984-88	DODGE COLT VISTA
RP11003	1988-90	ACURA LEGEND		1983-88	MINISUBISHI CORDIA, TREDIA
RP11004	1994-97	ACURA INTEGRA	RP12018	1987-95	DODGE SHADOW, SPIRIT
RP11005	1997-99	ACURA CL		1985-95	PLYMOUTH ACCLAIM, CARAVELLE, SUNDANCE
RP11006	1990-93	ACURA INTEGRA		1982-88	CHRYSLER E CLASS, EXECUTIVE LIMOUSINE, EXECUTIVE SEDAN, LEBARON, NEW YORKER
RP11007	1991-95	ACURA LEGEND	RP12019	2001-02	CHRYSLER TOWN & COUNTRY, VOYAGER
RP11008	1992-94	ACURA VIGOR		2001-02	DODGE CARAVAN, GRAND CARAVAN
RP11010	1995-98	ACURA TL	RP12025	1990	CHRYSLER TOWN & COUNTRY
RP11011	1996-98	ACURA TL		1989-90	PLYMOUTH GRAND VOYAGER
RP11012	1991-96	ACURA NSX		1986-90	DODGE CARAVAN, GRAND CARAVAN, ROYAL MINI RAM
RP11013	1996-02	ACURA RL	RP12029	2001-02	CHRYSLER TOWN & COUNTRY, VOYAGER
RP11015	2001-02	ACURA CL		2001-02	DODGE CARAVAN, GRAND CARAVAN
RP11016	2001-02	ACURA CL	RP12030	1981-84	DODGE COLT
RP11017	1997-00	ACURA EL	RP12034	1995-00	CHRYSLER SEBRING
RP11018	2001	ACURA EL		1995-00	DODGE AVENGER
RP11019	2001-02	ACURA MDX		1995-99	MINISUBISHI ECLIPSE
RP11020	1997-01	ACURA NSX		1995-98	EAGLE TALON
RP11022	1999-02	ACURA TL	RP12035	1982-90	DODGE CHARGER, OMNI, RAMPAGE
RP11023	2002	ACURA TL		1982-90	PLYMOUTH HORIZON
RP11025	1998-01	ACURA INTEGRA	RP12037	1989-92	DODGE COLT, COLT 200
RP11201	1991-96	ACURA NSX		1989-92	EAGLE SUMMIT, VISTA
RP12001	1981-89	DODGE 400, 600, ARIES		1989-92	MINISUBISHI MIRAGE
	1981-89	PLYMOUTH RELIANT		1989-92	PLYMOUTH COLT, COLT 200
RP12002	1987-94	DODGE SHADOW	RP12040	1990-94	EAGLE TALON
	1987-94	PLYMOUTH SUNDANCE		1990-94	MINISUBISHI ECLIPSE
RP12003	1982-90	DODGE CHARGER, EXPO, OMNI, RAMPAGE		1990-94	PLYMOUTH LASER
	1982-90	PLYMOUTH EXPO, HORIZON	RP12041	1991-95	CHRYSLER TOWN & COUNTRY
RP12004	1982-95	CHRYSLER DAYTONA, DYNASTY, E CLASS, EXECUTIVE LIMOUSINE, EXECUTIVE SEDAN, LASER, LEBARON, NEW YORKER		1991-95	DODGE CARAVAN, GRAND CARAVAN
	1981-95	DODGE 400, 600, ARIES, DAYTONA, DYNASTY, LANCER, SHADOW, SPIRIT		1991-95	PLYMOUTH GRAND VOYAGER
	1981-95	PLYMOUTH ACCLAIM, CARAVELLE, RELIANT, SUNDANCE	RP12042	1993-02	MINISUBISHI MIRAGE
RP12005	1978-81	DODGE OMNI		1993-96	EAGLE SUMMIT
	1978-81	PLYMOUTH HORIZON		1993-94	DODGE COLT
RP12006	1978-81	DODGE OMNI		1993-94	PLYMOUTH COLT, COLT VISTA
	1978-81	PLYMOUTH HORIZON	RP12043	1990-94	EAGLE TALON
RP12008	1984-93	DODGE DAYTONA, LANCER		1990-94	MINISUBISHI ECLIPSE
	1982-95	CHRYSLER DAYTONA, LASER, LEBARON		1990-94	PLYMOUTH LASER
RP12009	1996-00	CHRYSLER GRAND VOYAGER, TOWN & COUNTRY	RP12045	1993-94	DODGE COLT
	1996-00	DODGE CARAVAN, GRAND CARAVAN		1993-94	PLYMOUTH COLT, COLT VISTA
	1996-00	PLYMOUTH GRAND VOYAGER		1992-96	EAGLE SUMMIT, VISTA
				1992-95	MINISUBISHI EXPO, EXPO LRV
			RP12046	1989-92	DODGE COLT, COLT VISTA
				1989-92	PLYMOUTH COLT VISTA

## Buyer's Guide

## STEERING - RACK &amp; PINION

Part No.	Vehicle Application	Part No.	Vehicle Application
RP12047	1989-92 EAGLE VISTA 1989-92 PLYMOUTH COLT, COLT VISTA	RP12151	1988-92 EAGLE PREMIER
RP12048	1991-93 DODGE DAKOTA	RP12162	1996-97 CHRYSLER CONCORDE, INTREPID, LHS, NEW YORKER
RP12049	1994-96 DODGE DAKOTA		1996-97 DODGE INTREPID
RP12050	1996-00 PLYMOUTH BREEZE 1995-00 CHRYSLER CIRRUS, SEBRING 1995-00 DODGE STRATUS		1996-97 EAGLE VISION
RP12052	1991-96 DODGE STEALTH	RP12163	1996-97 CHRYSLER CONCORDE, INTREPID, LHS, NEW YORKER
RP12053	1991-93 DODGE STEALTH		1996-97 DODGE INTREPID
RP12054	1988-89 EAGLE MEDALLION		1996-97 EAGLE VISION
RP12055	1989-92 MITSUBISHI GALANT	RP12164	1998-02 CHRYSLER 300M, CONCORDE, INTREPID, LHS
RP12056	1989-93 MITSUBISHI GALANT		1998-02 DODGE INTREPID
RP12057	1994-96 DODGE STEALTH	RP12165	1998-02 CHRYSLER 300M, CONCORDE, INTREPID, LHS
RP12058	1995-99 DODGE NEON 1995-99 PLYMOUTH NEON		1998-02 DODGE INTREPID
RP12059	1995-99 DODGE NEON 1995-99 PLYMOUTH NEON	RP12204	1982-83 CHRYSLER LEBARON 1981-83 DODGE 400, 600, ARIES 1981-83 PLYMOUTH RELIANT
RP12067	1997-01 PLYMOUTH PROWLER	RP12205	1984-94 DODGE 600, ARIES, SHADOW 1984-94 PLYMOUTH RELIANT, SUNDANCE
RP12068	1997-99 DODGE DAKOTA, DURANGO		1984-88 CHRYSLER LEBARON
RP12071	1996-00 PLYMOUTH BREEZE 1995-99 CHRYSLER CIRRUS 1995-97 DODGE STRATUS	RP12206	1978-83 DODGE CHARGER, OMNI, RAMPAGE 1978-83 PLYMOUTH HORIZON
RP12072	2000-02 DODGE DAKOTA, DURANGO	RP12207	1984-90 DODGE CHARGER, OMNI, RAMPAGE 1984-90 PLYMOUTH HORIZON
RP12073	2000-02 DODGE NEON 2000-01 PLYMOUTH NEON	RP12210	1987-89 MITSUBISHI MIRAGE 1985-92 DODGE COLT, COLT 100 1985-92 PLYMOUTH COLT, COLT 100
RP12074	2000-02 DODGE NEON 2000-01 PLYMOUTH NEON	RP12213	1984-90 DODGE CARAVAN, GRAND CARAVAN, ROYAL MINI RAM 1984-90 PLYMOUTH GRAND VOYAGER
RP12075	2001-02 CHRYSLER PT CRUISER	RP12214	1987-89 MITSUBISHI PRECIS 1986-89 HYUNDAI EXCEL 1981-84 DODGE COLT 1979-84 PLYMOUTH CHAMP, COLT, COLT VISTA
RP12076	2001-02 CHRYSLER PT CRUISER	RP12215	1987-90 DODGE DAKOTA
RP12078	2001-02 CHRYSLER SEBRING 1991-99 MITSUBISHI 3000GT	RP12216	1984-88 DODGE COLT VISTA 1983-88 MITSUBISHI CORDIA, TREDIA
RP12079	1991-93 MITSUBISHI 3000GT	RP12217	1990-92 MITSUBISHI MIRAGE 1989-92 DODGE COLT, COLT 200 1989-92 EAGLE SUMMIT, VISTA 1989-92 PLYMOUTH COLT, COLT 200
RP12081	1982-88 CHRYSLER E CLASS, EXECUTIVE LIMOUSINE, EXECUTIVE SEDAN, LEBARON, NEW YORKER 1981-89 DODGE 400, 600, ARIES 1981-89 PLYMOUTH CARAVELLE, RELIANT	RP12218	1990-94 PLYMOUTH LASER
RP12083	1982-90 DODGE CHARGER, OMNI, RAMPAGE 1982-90 PLYMOUTH HORIZON, TURISMO	RP12220	1993-98 MITSUBISHI MIRAGE 1993-96 EAGLE SUMMIT 1993-94 DODGE COLT
RP12084	1982-93 CHRYSLER DAYTONA, E CLASS, EXECUTIVE LIMOUSINE, EXECUTIVE SEDAN, LASER, LEBARON, NEW YORKER 1981-93 DODGE 400, 600, ARIES, DAYTONA, LANCER 1981-89 PLYMOUTH CARAVELLE, RELIANT	RP12223	1991-93 DODGE DAKOTA
RP12085	1984-93 DODGE DAYTONA, LANCER 1982-93 CHRYSLER DAYTONA, LASER, LEBARON	RP12225	1988-89 EAGLE MEDALLION
RP12087	2000-02 DODGE DAKOTA, DURANGO	RP12226	1995-96 DODGE NEON 1995-96 PLYMOUTH NEON
RP12088	1992-02 DODGE VIPER	RP13013	1996-01 AUDI A4, A4 QUATTRO
RP12089	2002 CHRYSLER PROWLER	RP13015	1999-01 AUDI A6, A6 QUATTRO
RP12098	1975-79 AMERICAN MOTORS PACER	RP13017	1998-99 AUDI A6, A6 QUATTRO
RP12099	1975-79 AMERICAN MOTORS PACER	RP13018	1997-99 AUDI A8, A8 QUATTRO
RP12138	1993-95 CHRYSLER CONCORDE, INTREPID, LHS, NEW YORKER 1993-95 DODGE INTREPID 1993-95 EAGLE VISION	RP13019	2000-01 AUDI A8 QUATTRO
RP12139	1993-95 CHRYSLER CONCORDE, INTREPID, LHS, NEW YORKER 1993-95 DODGE INTREPID 1993-95 EAGLE VISION	RP13020	1994-98 AUDI CABRIOLET
RP12151	1990-92 DODGE MONACO	RP13021	1992-94 AUDI S4
		RP13022	1992-94 AUDI S4
		RP13023	1995-97 AUDI S6
		RP13024	1995-97 AUDI S6

## Buyer's Guide

## STEERING - RACK &amp; PINION

Part No.	Vehicle Application		Part No.	Vehicle Application	
RP13026	1990-94	AUDI V8 QUATTRO	RP14025	1990-95	MERCURY SABLE
RP13027	2000-02	AUDI TT	RP14027	1989-97	MERCURY COUGAR
RP13028	2000-02	AUDI TT QUATTRO		1989-95	FORD THUNDERBIRD
RP13101	1988-92	AUDI 80, 80 QUATTRO, 90, 90 QUATTRO	RP14029	1987-94	MERCURY CAPRI, TRACER
	1982-88	VOLKSWAGEN QUANTUM	RP14030	1988-94	LINCOLN CONTINENTAL
RP13103	1980-87	AUDI 4000, 4000CS QUATTRO, 4000S, 4000S QUATTRO, COUPE	RP14034	1989-92	FORD PROBE
RP13105	1978-83	AUDI 5000	RP14035	1989-95	FORD TAURUS
RP13106	1984-94	AUDI 100, 100 QUATTRO, 200, 200 QUATTRO, 5000, 5000CS QUATTRO, 5000S QUATTRO	RP14036	1985-93	FORD LTD, MUSTANG, THUNDERBIRD
				1985-92	LINCOLN CONTINENTAL, MARK VII
				1985-88	MERCURY CAPRI, COUGAR, MARQUIS
RP13110	1995-97	AUDI A6, A6 QUATTRO	RP14038	1993-96	LINCOLN MARK VIII
RP13111	1995-97	AUDI A6, A6 QUATTRO	RP14039	1993-97	FORD PROBE
RP13112	1990-95	AUDI 80, 80 QUATTRO, 90, 90 QUATTRO, COUPE QUATTRO	RP14041	1988-89	MERKUR SCORPIO
			RP14042	1996-97	FORD THUNDERBIRD
RP13114	1984-88	AUDI 5000, 5000CS QUATTRO, 5000S QUATTRO	RP14043	1995-02	LINCOLN CONTINENTAL
RP13116	1992-94	AUDI 100, 100 QUATTRO	RP14045	1996-01	FORD TAURUS
RP13203	1978-83	AUDI 5000		1996-01	MERCURY SABLE
RP13204	1980-87	AUDI 4000, 4000CS QUATTRO, 4000S, 4000S QUATTRO	RP14047	1997-99	MERCURY TRACER
			RP14048	1997-98	FORD MUSTANG
RP14001	1975-79	MERCURY BOBCAT	RP14049	1996-01	MERCURY SABLE
	1974-76	FORD MUSTANG II, PINTO		1996-97	FORD TAURUS
RP14002	1977-80	FORD MUSTANG II, PINTO	RP14051	1997-98	LINCOLN MARK VIII
RP14003	1981-91	FORD ESCORT, EXP, TEMPO	RP14052	1998-01	MAZDA B2500, B3000
	1981-91	MERCURY LN7, LYNX, TOPAZ		1998-00	FORD RANGER
RP14004	1979-81	MERCURY BOBCAT, ZEPHYR	RP14053	1998-00	MAZDA B3000, B4000
	1978-81	FORD FAIRMONT, GRANADA, MUSTANG	RP14054	1998-00	FORD RANGER
RP14005	1979-81	MERCURY ZEPHYR		1998-00	MAZDA B2500, B3000, B4000
	1978-81	FORD FAIRMONT, GRANADA, MUSTANG	RP14055	1995-01	FORD WINDSTAR
RP14006	1982-85	LINCOLN CONTINENTAL, MARK VII	RP14056	2001-02	MERCURY COUGAR
	1981-85	MERCURY CAPRI, COUGAR, MARQUIS, ZEPHYR		1998-00	FORD CONTOUR
	1980-85	FORD FAIRMONT, GRANADA, LTD, MUSTANG, THUNDERBIRD	RP14057	2001-02	FORD ESCAPE
RP14007	1981-86	MERCURY CAPRI, COUGAR, MARQUIS, ZEPHYR	RP14058	2001-02	FORD ESCAPE
	1980-86	FORD FAIRMONT, GRANADA, LTD, MUSTANG	RP14060	2000-02	FORD FOCUS
RP14008	1986-97	FORD AEROSTAR	RP14061	1999-02	FORD MUSTANG
RP14009	1987-94	FORD ESCORT, EXP, TEMPO	RP14062	1999-02	FORD MUSTANG
	1987-94	MERCURY LYNX, TOPAZ	RP14064	2001-02	MAZDA B2300, B2500
RP14010	1987-95	FORD TAURUS	RP14065	2001-02	MAZDA B3000, B4000
	1987-95	MERCURY SABLE	RP14066	2001-02	MAZDA B3000, B4000
RP14011	1989-92	FORD PROBE	RP14073	2000-02	LINCOLN LS
RP14012	1986-87	FORD TAURUS	RP14079	2001-02	MERCURY MOUNTAINEER
	1986-87	MERCURY SABLE	RP14081	2002	FORD WINDSTAR
RP14013	1985-93	FORD MUSTANG, THUNDERBIRD	RP14084	2002	FORD THUNDERBIRD
RP14014	1985-89	MERKUR XR4TI	RP14085	2002	FORD EXPLORER
RP14015	1994-96	FORD MUSTANG	RP14086	2002	FORD EXPLORER
RP14017	1985-89	MERKUR XR4TI	RP14087	2000-02	FORD FOCUS
RP14018	1991-96	FORD ESCORT	RP14088	1997-00	MERCURY MOUNTAINEER
	1991-96	MERCURY TRACER	RP14089	1998-01	FORD TAURUS
RP14019	1991-02	FORD ESCORT	RP14204	1984-94	FORD TEMPO
	1991-96	MERCURY TRACER		1983	MERCURY LYNX
RP14020	1988-93	FORD FESTIVA	RP14206	1979-81	MERCURY CAPRI, COUGAR, ZEPHYR
RP14021	1995-02	MERCURY COUGAR, MYSTIQUE		1978-81	FORD FAIRMONT, GRANADA, MUSTANG
	1995-00	FORD CONTOUR	RP14208	1981-94	MERCURY LN7, LYNX, TOPAZ
	1994-97	FORD ASPIRE		1981-90	FORD ESCORT, EXP
RP14022	1994-97	FORD ASPIRE	RP14209	1982-88	FORD FAIRMONT, GRANADA, MUSTANG
RP14023	1995-01	FORD WINDSTAR		1982-86	MERCURY CAPRI, COUGAR, ZEPHYR
RP14024	1995-01	FORD EXPLORER	RP14210	1975-79	MERCURY BOBCAT
RP14025	1990-95	FORD TAURUS		1973-80	FORD PINTO

## Buyer's Guide

## STEERING - RACK &amp; PINION

Part No.	Vehicle Application		Part No.	Vehicle Application	
RP14212	1978-80	FORD FIESTA	RP15019	1993-99	PONTIAC FIREBIRD
RP14214	1988-93	FORD FESTIVA	RP15020	1995-02	CHEVROLET CAVALIER
RP14215	1994-97	FORD ASPIRE		1995-02	PONTIAC SUNFIRE
RP14216	1988-89	MERCURY TRACER	RP15021	1995-02	CHEVROLET CAVALIER
RP14217	1971-72	FORD PINTO		1995-02	PONTIAC SUNFIRE
RP14218	1991-96	FORD ESCORT	RP15022	1992-96	BUICK REGAL
RP14221	1995-00	MERCURY MYSTIQUE		1992-96	OLDSMOBILE CUTLASS SUPREME
	1995-99	FORD CONTOUR		1992-96	PONTIAC GRAND PRIX
RP15001	1981-87	CHEVROLET CHEVETTE		1990-96	CHEVROLET LUMINA, MONTE CARLO
	1981-87	PONTIAC ACADIAN, T1000	RP15023	1992-96	BUICK REGAL
RP15002	1980-81	BUICK SKYLARK		1992-96	OLDSMOBILE CUTLASS SUPREME
	1980-81	CHEVROLET CITATION		1992-96	PONTIAC GRAND PRIX
	1980-81	OLDSMOBILE OMEGA		1990-96	CHEVROLET LUMINA, MONTE CARLO
	1980-81	PONTIAC PHOENIX	RP15024	1988-89	PONTIAC 6000
RP15003	1982-93	BUICK CENTURY, SKYLARK	RP15025	1992-93	CADILLAC ALLANTE
	1982-93	OLDSMOBILE CUTLASS CIERA, OMEGA	RP15026	1992-99	SATURN SC SERIES, SL SERIES, SW SERIES
	1982-91	PONTIAC 6000, PHOENIX	RP15027	1992-99	SATURN SC SERIES, SL SERIES, SW SERIES
	1982-90	CHEVROLET CELEBRITY, CITATION	RP15028	2001-02	OLDSMOBILE AURORA
RP15004	1990-96	CHEVROLET LUMINA, MONTE CARLO	RP15029	1994-97	CADILLAC CONCOURS, DEVILLE, SEVILLE
	1988-96	BUICK REGAL	RP15030	1987	PONTIAC BONNEVILLE
	1988-96	OLDSMOBILE CUTLASS SUPREME		1986-95	BUICK ELECTRA, LESABRE, PARK AVENUE, RIVIERA
	1988-96	PONTIAC GRAND PRIX		1985-95	OLDSMOBILE 98, DELTA 88, TORONADO
RP15005	1990-96	CHEVROLET LUMINA, MONTE CARLO		1985-93	CADILLAC ALLANTE, DEVILLE, ELDORADO, FLEETWOOD, SEVILLE
	1988-96	BUICK REGAL	RP15031	1997-02	BUICK CENTURY
	1988-96	OLDSMOBILE CUTLASS SUPREME	RP15032	1997-00	BUICK REGAL
	1988-96	PONTIAC GRAND PRIX	RP15033	1997-02	BUICK CENTURY
RP15006	1987-95	PONTIAC BONNEVILLE	RP15034	1995-98	BUICK RIVIERA
	1986-95	BUICK ELECTRA, LESABRE, PARK AVENUE, REATTA, RIVIERA		1995	OLDSMOBILE AURORA
	1985-95	OLDSMOBILE 98, DELTA 88, TORONADO	RP15036	1997-98	BUICK PARK AVENUE
	1985-93	CADILLAC DEVILLE, ELDORADO, FLEETWOOD, SEVILLE	RP15037	1996-99	OLDSMOBILE 98, DELTA 88
RP15007	1986-93	BUICK CENTURY		1996-98	BUICK LESABRE, PARK AVENUE
	1984-90	CHEVROLET CELEBRITY	RP15038	1996-99	OLDSMOBILE 98, DELTA 88
	1983-91	PONTIAC 6000		1996-98	BUICK LESABRE, PARK AVENUE
	1982-93	OLDSMOBILE CUTLASS CIERA	RP15039	1999-02	CHEVROLET SILVERADO 1500, SILVERADO 1500 HD
RP15010	1987-95	PONTIAC BONNEVILLE		1999-02	GMC SIERRA 1500, SIERRA 1500 HD
	1986-95	BUICK ELECTRA, LESABRE, PARK AVENUE, REATTA, RIVIERA	RP15040	1999-00	BUICK LESABRE
	1985-95	CADILLAC DEVILLE, ELDORADO, FLEETWOOD, SEVILLE	RP15042	1997-02	CADILLAC CONCOURS, ELDORADO
	1985-95	OLDSMOBILE 98, DELTA 88, TORONADO	RP15043	1997-98	CHEVROLET CORVETTE
RP15011	1987	PONTIAC BONNEVILLE	RP15044	1997-01	CHEVROLET LUMINA, MONTE CARLO
	1986-95	BUICK ELECTRA, LESABRE, PARK AVENUE, RIVIERA		1997	OLDSMOBILE CUTLASS SUPREME
	1985-95	OLDSMOBILE 98, DELTA 88, TORONADO	RP15045	1997-02	CHEVROLET MALIBU
	1985-93	CADILLAC ALLANTE, DEVILLE, ELDORADO, FLEETWOOD, SEVILLE		1997-99	OLDSMOBILE CUTLASS
RP15012	1989-94	GEO METRO	RP15046	1997-02	CHEVROLET MALIBU
RP15013	1988-95	PONTIAC BONNEVILLE	RP15047	2002	BUICK RENDEZVOUS
RP15014	1992-96	CADILLAC ELDORADO, SEVILLE		1997-02	OLDSMOBILE SILHOUETTE
	1992-93	BUICK RIVIERA		1997-02	PONTIAC AZTEK, MONTANA, TRANS SPORT
RP15015	1992-95	CADILLAC ALLANTE, DEVILLE		1997-01	CHEVROLET VENTURE
	1992-93	BUICK RIVIERA	RP15050	1997-98	OLDSMOBILE REGENCY
RP15016	1992-99	SATURN SC SERIES, SL SERIES, SW SERIES	RP15051	1986-87	CHEVROLET CORVETTE
RP15017	1992-99	SATURN SC SERIES, SL SERIES, SW SERIES	RP15052	1984-85	CHEVROLET CORVETTE
RP15018	1993-99	PONTIAC FIREBIRD	RP15054	1984-85	CHEVROLET CORVETTE
	1993-97	CHEVROLET CAMARO	RP15055	1986-87	CHEVROLET CORVETTE
RP15019	1993-99	CHEVROLET CAMARO	RP15058	1987-88	TOYOTA COROLLA
				1985-88	CHEVROLET NOVA
			RP15060	2001-02	OLDSMOBILE AURORA

# Buyer's Guide

## STEERING - RACK & PINION

Part No. Vehicle Application			Part No. Vehicle Application		
RP15062	1999-02	CHEVROLET SILVERADO 1500, SILVERADO 1500 HD	RP15109	1982-86	PONTIAC GRAND AM, J2000, SUNBIRD
	1999-02	GMC SIERRA 1500, SIERRA 1500 HD	RP15156	1987-98	BUICK SKYHAWK, SKYLARK, SOMERSET
RP15064	2000-02	CHEVROLET IMPALA		1987-98	OLDSMOBILE ACHIEVA, CALAIS, CUTLASS CALAIS, FIRENZA
RP15065	2000-02	CHEVROLET IMPALA		1987-98	PONTIAC GRAND AM, SUNBIRD, TEMPEST
	2000-01	CADILLAC DEVILLE		1987-96	CHEVROLET BERETTA, CAVALIER, CORSICA
RP15066	2000-01	CHEVROLET MONTE CARLO		1987-88	CADILLAC CIMARRON
RP15068	1988-96	CHEVROLET CORVETTE	RP15157	1987-98	BUICK SKYHAWK, SKYLARK, SOMERSET
RP15069	1988-96	CHEVROLET CORVETTE		1987-98	OLDSMOBILE ACHIEVA, CALAIS, CUTLASS CALAIS, FIRENZA
RP15070	1989-91	PASSPORT I-MARK		1987-98	PONTIAC GRAND AM, SUNBIRD, TEMPEST
	1989	GEO SPECTRUM		1987-96	CHEVROLET BERETTA, CAVALIER, CORSICA
	1985-89	ISUZU I-MARK		1987-88	CADILLAC CIMARRON
	1985-88	CHEVROLET SPECTRUM	RP15182	1993	ASUNA GT, SE
	1985-88	PONTIAC SUNBURST		1988-93	PONTIAC LEMANS, OPTIMA
RP15071	1990-96	CHEVROLET LUMINA APV		1988-91	PASSPORT OPTIMA
	1990-96	OLDSMOBILE SILHOUETTE	RP15201	1984-86	BUICK SKYHAWK
	1990-96	PONTIAC TRANS SPORT		1984-86	OLDSMOBILE FIRENZA
RP15072	1993	ASUNA SUNFIRE		1984-86	PONTIAC J2000, SUNBIRD
	1991-93	ISUZU IMPULSE, STYLUS		1982-86	CHEVROLET CAVALIER
	1990-93	GEO STORM	RP15202	1976-87	CHEVROLET CHEVETTE
RP15073	2000-02	SATURN SC SERIES, SL SERIES, SW SERIES		1976-87	PONTIAC ACADIAN, T1000
RP15074	2000-02	SATURN L SERIES, LS SERIES, LW SERIES	RP15203	1980-81	CHEVROLET CITATION
RP15075	2000-02	PONTIAC FIREBIRD		1980-81	OLDSMOBILE OMEGA
	1998-02	CHEVROLET CAMARO		1980-81	PONTIAC PHOENIX
RP15076	2001-02	BUICK PARK AVENUE	RP15204	1987-90	CHEVROLET CAVALIER
RP15077	1996	CADILLAC ELDORADO		1987-90	PONTIAC SUNBIRD
RP15078	1997-02	CADILLAC ELDORADO		1987-89	BUICK SKYHAWK
RP15079	2001-02	BUICK LESABRE		1987-88	OLDSMOBILE FIRENZA
RP15080	1989-92	GEO PRIZM	RP15205	1982-85	CHEVROLET CITATION
RP15081	1989-92	GEO PRIZM		1982-84	PONTIAC PHOENIX
RP15084	1990-96	CHEVROLET LUMINA APV	RP15206	1985-88	CHEVROLET NOVA
	1990-96	OLDSMOBILE SILHOUETTE	RP15207	1985-88	CHEVROLET SPRINT
	1990-96	PONTIAC TRANS SPORT		1985-88	PONTIAC FIREFLY
RP15085	1994-96	BUICK CENTURY		1985-88	SUZUKI FORSA
	1994-96	OLDSMOBILE CIERA, CUTLASS CIERA	RP15208	1984-87	PONTIAC FIERO
RP15086	1997-98	BUICK PARK AVENUE	RP15220	1988-91	PASSPORT OPTIMA
RP15089	1997-02	PONTIAC GRAND PRIX	RP15222	1989-91	PASSPORT I-MARK
RP15090	1997-02	PONTIAC GRAND PRIX		1985-89	ISUZU I-MARK
RP15091	2000-02	SATURN SC SERIES, SL SERIES, SW SERIES		1985-88	CHEVROLET SPECTRUM
RP15092	1999-00	BUICK LESABRE		1985-88	PONTIAC SUNBURST
RP15093	1999-02	PONTIAC GRAND AM	RP15230	1989-94	GEO METRO
	1991-92	CHEVROLET LUMINA		1989-94	PONTIAC FIREFLY
RP15095	2001-02	CHEVROLET CORVETTE		1989-94	SUZUKI SWIFT
RP15096	1998-02	CHEVROLET CORVETTE		1989-91	CHEVROLET SPRINT
RP15097	2001-02	BUICK LESABRE	RP15231	1989-92	GEO PRIZM
RP15098	1997-98	BUICK PARK AVENUE	RP15232	1995-97	GEO METRO
RP15099	1999-02	OLDSMOBILE ALERO		1995-97	SUZUKI SWIFT
	1999-02	PONTIAC GRAND AM	RP15234	1992-99	SATURN SC SERIES, SL SERIES, SW SERIES
RP15108	1982-86	BUICK SKYHAWK, SKYLARK, SOMERSET	RP15235	1988	PONTIAC FIERO
	1982-86	CADILLAC CIMARRON	RP15236	1998-99	CHEVROLET METRO
	1982-86	CHEVROLET CAVALIER		1998-99	SUZUKI SWIFT
	1982-86	OLDSMOBILE CALAIS, CUTLASS CALAIS, FIRENZA	RP16001	1983-87	RENAULT ALLIANCE, ENCORE
	1982-86	PONTIAC GRAND AM, J2000, SUNBIRD	RP16020	1982-85	RENAULT FUEGO
RP15109	1982-86	BUICK SKYHAWK, SKYLARK, SOMERSET	RP16201	1983-87	RENAULT ALLIANCE, ENCORE
	1982-86	CADILLAC CIMARRON	RP16202	1977-85	RENAULT LECAR
	1982-86	CHEVROLET CAVALIER	RP17001	1979-82	HONDA PRELUDE
	1982-86	OLDSMOBILE CALAIS, CUTLASS CALAIS,	RP17002	1976-81	HONDA ACCORD

## Buyer's Guide

## STEERING - RACK &amp; PINION

Part No.	Vehicle Application		Part No.	Vehicle Application	
RP17003	1996-00	HONDA CIVIC	RP18023	1992-95	MINI COOPER
RP17004	1982-85	HONDA ACCORD	RP18030	1994-99	MINI COOPER
RP17005	1983-87	HONDA PRELUDE	RP18031	1987-90	MINI COOPER
RP17006	1988-91	HONDA PRELUDE	RP18032	1994-98	MINI COOPER
RP17007	1988-91	HONDA CIVIC, CRX, WAGOVAN	RP18033	1999-02	MINI COOPER
RP17008	1986-89	HONDA ACCORD		1991-92	MINI COOPER
RP17009	1990-93	HONDA ACCORD	RP18034	1994	MINI COOPER
RP17010	1985-87	HONDA CIVIC, CRX	RP18036	2001-02	MINI COOPER
RP17011	1992-97	HONDA CIVIC, CIVIC DEL SOL	RP18037	1999-02	MINI COOPER
RP17012	1992-96	HONDA PRELUDE	RP18038	1999-02	MINI COOPER
RP17013	1992-94	HONDA PRELUDE	RP18042	2001-02	MINI COOPER
RP17014	1988-91	HONDA PRELUDE	RP18043	1991-92	MINI COOPER
RP17015	1988-91	HONDA PRELUDE		1989-90	MINI COOPER
RP17016	1992-94	HONDA PRELUDE	RP18044	1991-93	MINI COOPER
RP17017	1994-97	HONDA ACCORD		1989-90	MINI COOPER
RP17018	1995-97	HONDA ACCORD	RP18045	2001-02	MINI COOPER
RP17019	1998-02	HONDA ACCORD	RP18046	2001-02	MINI COOPER
RP17020	1998-02	HONDA ACCORD	RP18047	2000-02	MINI COOPER
RP17022	1994-02	HONDA CIVIC, CIVIC DEL SOL	RP18048	2000	MINI COOPER
RP17023	1997-02	HONDA CR-V	RP18202	1985-88	MINI COOPER
RP17024	1996-99	ISUZU OASIS	RP18203	1990-94	MINI COOPER
	1995-98	HONDA ODYSSEY		1990-93	MINI COOPER
RP17025	1999-02	HONDA ODYSSEY	RP18204	1995-99	MINI COOPER
RP17026	1997-01	HONDA PRELUDE	RP20004	1989	MINI COOPER
RP17027	1997-01	HONDA PRELUDE		1983-90	MINI COOPER
RP17030	1998-99	HONDA PASSPORT	RP20011	1997-98	MINI COOPER
RP17201	1979-82	HONDA PRELUDE	RP20012	1998-02	MINI COOPER
RP17203	1983-87	HONDA PRELUDE	RP21001	1988-93	MINI COOPER
RP17204	1973-79	HONDA CIVIC	RP21002	1978-96	MINI COOPER
RP17205	1980-83	HONDA CIVIC, WAGOVAN	RP21003	1972-77	MINI COOPER
RP17206	1984-87	HONDA CIVIC, CRX, WAGOVAN	RP21005	1973-77	MINI COOPER
RP17207	1978-81	HONDA ACCORD	RP21008	1994-96	MINI COOPER
RP17209	1982-85	HONDA ACCORD	RP21009	1993-94	MINI COOPER
RP17210	1986-89	HONDA ACCORD	RP21010	1994-98	MINI COOPER
RP17211	1988-91	HONDA CIVIC, CRX	RP22001	1989-95	MINI COOPER
RP17212	1992-95	HONDA CIVIC	RP22002	1988-89	MINI COOPER
RP17213	1996-00	HONDA CIVIC	RP22003	1983-85	MINI COOPER
RP18001	1987-89	MINI COOPER	RP22004	1986-92	MINI COOPER
	1986-89	MINI COOPER	RP22005	1983-87	MINI COOPER
RP18002	1985-88	MINI COOPER	RP22006	1990-94	MINI COOPER
RP18003	1989-91	MINI COOPER	RP22007	1988-92	MINI COOPER
	1989-90	MINI COOPER	RP22008	1988-92	MINI COOPER
RP18004	1990-94	MINI COOPER	RP22009	1989-95	MINI COOPER
	1990-93	MINI COOPER	RP22010	1989-95	MINI COOPER
RP18005	1992	MINI COOPER	RP22011	1990-95	MINI COOPER
RP18006	1993	MINI COOPER	RP22012	1990-91	MINI COOPER
RP18007	1994-95	MINI COOPER	RP22013	1992-96	MINI COOPER
RP18008	1993-95	MINI COOPER	RP22014	1992-94	MINI COOPER
RP18009	1989-91	MINI COOPER	RP22015	1993-96	MINI COOPER
RP18010	1985-88	MINI COOPER	RP22016	1993-95	MINI COOPER
RP18012	1991-94	MINI COOPER	RP22017	1989-92	MINI COOPER
RP18013	1995-99	MINI COOPER	RP22018	1992-95	MINI COOPER
RP18014	2000-02	MINI COOPER	RP22019	1990-91	MINI COOPER
RP18015	1996-00	MINI COOPER	RP22020	1990-91	MINI COOPER
RP18017	1995-98	MINI COOPER	RP22021	1986-89	MINI COOPER
RP18020	1997-01	MINI COOPER	RP22022	1988-89	MINI COOPER
RP18021	1997-02	MINI COOPER	RP22024	1988-89	MINI COOPER



## Buyer's Guide

## STEERING - RACK &amp; PINION

Part No. Vehicle Application			Part No. Vehicle Application		
RP22026	1988-89	MAZDA 323	RP24046	1993-02	NISSAN QUEST
RP22027	1996-98	MAZDA MPV	RP24047	1997-01	INFINITI Q45
RP22031	1989-95	MAZDA MPV	RP24048	1997-01	NISSAN ALTIMA
RP22032	1995-00	MAZDA MILLENIA	RP24049	1998-99	INFINITI I30
RP22033	1996-98	MAZDA MPV		1996-99	NISSAN MAXIMA
RP22034	1993-97	KIA SEPHIA	RP24050	1998-00	NISSAN PATHFINDER
RP22035	2000-02	MAZDA PROTEGE	RP24051	1995	NISSAN MAXIMA
	1998-01	KIA SEPHIA, SPECTRA	RP24052	1995-99	NISSAN 200SX, SENTRA
RP22036	1996-02	MAZDA MIATA	RP24054	1996-98	NISSAN 240SX
RP22038	2000-01	MAZDA MPV	RP24056	2000-02	NISSAN SENTRA
RP22040	2001-02	MAZDA MILLENIA	RP24057	2000-01	NISSAN MAXIMA
RP22042	2001-02	MAZDA TRIBUTE	RP24058	2000-01	NISSAN MAXIMA
RP22044	1997-01	MAZDA 626	RP24060	1996-97	INFINITI I30
RP22045	2002	MAZDA 626	RP24062	1999-00	INFINITI G20
RP22046	2001-02	KIA OPTIMA	RP24064	2000-01	INFINITI I30
RP22202	1983-85	MAZDA GLC	RP24065	2001-02	INFINITI G20
RP22203	1981-82	MAZDA GLC	RP24066	1997-00	INFINITI QX4
RP22204	1986-88	MAZDA RX-7	RP24067	1996-97	INFINITI I30
RP22206	1983-87	MAZDA 626	RP24068	1991-95	NISSAN 240SX
RP22207	1991-96	MERCURY TRACER	RP24201	1979-82	NISSAN 310
	1990-94	MAZDA 323, PROTEGE	RP24202	1978-83	NISSAN 280Z, 280ZX
RP22208	1990-97	MAZDA MIATA	RP24203	1974-77	NISSAN 260Z, 280Z
RP22209	1986-89	MAZDA 323	RP24204	1982-85	NISSAN STANZA
RP22211	1995-99	MAZDA PROTEGE	RP24205	1983-86	NISSAN PULSAR, PULSAR NX, SENTRA
RP23001	1991-93	ALFA ROMEO 164	RP24206	1986-90	NISSAN PULSAR NX, SENTRA
RP23002	1991-93	ALFA ROMEO 164	RP24207	1980-84	NISSAN 810, MAXIMA
RP23003	1987-95	ALFA ROMEO 164, MILANO	RP24208	1984-88	NISSAN 200SX
RP24001	1995-97	NISSAN PATHFINDER	RP24209	1986-91	NISSAN MICRA
RP24002	1979-82	NISSAN 310	RP24210	1984-85	NISSAN MICRA
RP24003	1981-83	NISSAN 280ZX	RP24211	1991-94	NISSAN SENTRA
RP24004	1984-88	NISSAN 200SX	RP24212	1970-73	NISSAN 240Z
RP24005	1986-88	NISSAN MULTI	RP24213	1995-99	NISSAN SENTRA
RP24006	1989-94	NISSAN MAXIMA	RP25001	1975-81	FIAT 131, BRAVA
RP24009	1982-85	NISSAN STANZA	RP25005	1999-00	BUICK PARK AVENUE
RP24010	1985-89	NISSAN MAXIMA, STANZA	RP25006	1999-00	BUICK PARK AVENUE
RP24016	1986-90	NISSAN PULSAR NX, SENTRA	RP25007	2001-02	BUICK PARK AVENUE
RP24017	1982-88	NISSAN MULTI, PULSAR, PULSAR NX, SENTRA	RP25008	1997-00	BUICK REGAL
RP24018	1980-84	NISSAN 810, MAXIMA	RP25009	1997-00	BUICK REGAL
RP24019	1984-86	NISSAN PULSAR NX, SENTRA	RP25010	2001-02	BUICK REGAL
RP24021	1984-89	NISSAN 300ZX	RP25011	1995-98	BUICK RIVIERA
RP24022	1986-90	NISSAN PULSAR NX, SENTRA	RP25012	1999	BUICK RIVIERA
RP24024	1990-96	NISSAN 300ZX	RP25013	1994-96	CADILLAC CONCOURS
RP24025	1990-96	NISSAN 300ZX	RP25014	1994-96	CADILLAC CONCOURS
RP24026	1989-94	NISSAN MAXIMA	RP25015	1996-97	CADILLAC DEVILLE
RP24028	1990-92	NISSAN STANZA	RP25016	1998-99	CADILLAC DEVILLE
RP24030	1993-96	NISSAN ALTIMA	RP25017	1998-99	CADILLAC DEVILLE
RP24031	1990-95	NISSAN AXCESS	RP25018	2002	CHEVROLET MONTE CARLO
RP24032	1990-95	NISSAN AXCESS	RP25019	1997-99	CADILLAC CONCOURS
RP24033	1991-93	NISSAN NX	RP25020	1998-99	OLDSMOBILE AURORA
RP24035	1991-94	NISSAN SENTRA	RP25021	1998-02	OLDSMOBILE INTRIGUE
RP24036	1991-94	NISSAN SENTRA	RP25022	1998-02	OLDSMOBILE INTRIGUE
RP24039	1989-95	NISSAN 240SX	RP25023	1996-99	OLDSMOBILE LSS
RP24040	1991-95	NISSAN 240SX	RP25024	1996-98	PONTIAC BONNEVILLE
RP24041	1991-96	INFINITI G20	RP25025	1997-02	PONTIAC GRAND PRIX
RP24042	1993-97	INFINITI J30	RP25026	1991-96	TOYOTA PREVIA
RP24043	1990-96	INFINITI Q45	RP25027	2000-02	PONTIAC BONNEVILLE
RP24045	1990-92	INFINITI M30	RP25028	2000-02	PONTIAC BONNEVILLE

## Buyer's Guide

## STEERING - RACK &amp; PINION

Part No.	Vehicle Application		Part No.	Vehicle Application	
RP25030	1999	BUICK RIVIERA	RP28236	1998-99	PONTIAC FIREFLY
RP25031	1998-99	CADILLAC DEVILLE	RP29001	1987-91	TOYOTA CAMRY
RP25032	2000-01	CADILLAC DEVILLE	RP29002	1983-86	TOYOTA CAMRY
RP25033	1997-98	CADILLAC SEVILLE	RP29003	1986-89	TOYOTA CELICA
RP25034	1997-98	CADILLAC SEVILLE	RP29004	1994-99	TOYOTA CELICA
RP25035	1999-00	CADILLAC SEVILLE	RP29005	1981-85	TOYOTA CELICA
RP25036	1999-00	CADILLAC SEVILLE	RP29011	1982-83	TOYOTA COROLLA
RP25038	2002	CHEVROLET VENTURE	RP29012	1985-88	TOYOTA CRESSIDA
RP25039	1998-99	ISUZU RODEO	RP29013	1986-88	TOYOTA SUPRA
RP25040	1996-00	ISUZU TROOPER	RP29014	1982-85	TOYOTA SUPRA
RP25041	1999-02	OLDSMOBILE ALERO	RP29015	1981-87	TOYOTA STARLET, TERCEL
RP25042	1996-99	OLDSMOBILE AURORA	RP29016	1986-88	TOYOTA VAN, VAN WAGON
RP25043	1997	OLDSMOBILE CUTLASS SUPREME	RP29017	1986-88	TOYOTA VAN, VAN WAGON
RP25044	1997-98	OLDSMOBILE REGENCY	RP29018	1988-91	TOYOTA CAMRY
RP25045	1995-97	OLDSMOBILE AURORA	RP29019	1990-93	TOYOTA CELICA
RP25046	1996-98	PONTIAC BONNEVILLE	RP29020	1988-92	TOYOTA COROLLA
RP25201	1979-82	FIAT STRADA	RP29021	1988-91	TOYOTA COROLLA
RP25202	1975-81	FIAT 131, BRAVA	RP29023	1985-87	TOYOTA COROLLA
RP25203	1974-83	FIAT X-1/9	RP29025	1991-96	TOYOTA PREVIA
RP25204	1986-92	YUGO CABRIO, GV, GVL, GVS, GVX	RP29026	1989-93	TOYOTA SUPRA
RP26001	1986-98	SAAB 9000	RP29027	1989-93	TOYOTA SUPRA
RP26002	1979-94	SAAB 900	RP29028	1988-90	TOYOTA TERCEL
RP26003	1974-80	SAAB 99	RP29030	1989	TOYOTA VAN
RP26004	1994-98	SAAB 900	RP29032	1986-87	TOYOTA COROLLA
RP26005	1999	SAAB 9-3	RP29033	1984-85	TOYOTA COROLLA
RP26006	2000-02	SAAB 9-3	RP29034	1988-93	TOYOTA COROLLA
RP26007	1999-02	SAAB 9-5	RP29035	1984	TOYOTA COROLLA
RP26201	1979-93	SAAB 900	RP29036	1989-92	TOYOTA CRESSIDA
RP26202	1974-80	SAAB 99	RP29037	1992-96	TOYOTA CAMRY
RP27005	1990-99	SUBARU IMPREZA, LEGACY	RP29038	1993-01	TOYOTA CAMRY
RP27008	1985-94	SUBARU DL, GL, GL-10, LOYALE, RX	RP29039	1990-93	TOYOTA CELICA
RP27009	1983-84	SUBARU DL, GL	RP29040	1988-89	TOYOTA CELICA
RP27010	1981-82	SUBARU DL, GL, GLF	RP29041	1998-02	CHEVROLET PRIZM
RP27011	1985-91	SUBARU XT, XT6		1993-02	TOYOTA COROLLA
RP27014	1992-97	SUBARU SVX		1993-97	GEO PRIZM
RP27015	1992-97	SUBARU SVX	RP29044	1991-95	TOYOTA MR2
RP27016	1998-02	SUBARU FORESTER	RP29045	1992-99	TOYOTA PASEO
RP27017	1998-01	SUBARU IMPREZA	RP29046	1997	TOYOTA PREVIA
RP27018	1997-99	SUBARU LEGACY	RP29047	1994-98	TOYOTA SUPRA
RP27019	2000-02	SUBARU LEGACY, OUTBACK	RP29048	1991-98	TOYOTA TERCEL
RP27020	2000-02	SUBARU LEGACY	RP29049	1990-91	LEXUS ES250
RP27021	2001-02	SUBARU LEGACY, OUTBACK	RP29050	1992-96	LEXUS ES300
RP27201	1980-84	SUBARU DL, GL, GLF	RP29051	1993-97	LEXUS GS300
RP27202	1985-89	SUBARU DL, GL, GL-10	RP29052	1992-00	LEXUS SC300, SC400
RP27204	1987-88	SUBARU JUSTY	RP29053	1990-92	LEXUS LS400
RP27206	1989-94	SUBARU JUSTY	RP29054	1993-94	LEXUS LS400
RP28001	1989-94	SUZUKI SWIFT	RP29055	1993-98	TOYOTA T100
RP28002	1995-97	GEO METRO	RP29056	1993-98	TOYOTA T100
	1995-97	PONTIAC FIREFLY	RP29057	1995-02	TOYOTA AVALON
	1995-97	SUZUKI SWIFT	RP29058	1999-02	TOYOTA SOLARA
RP28003	1998-01	CHEVROLET METRO		1997-01	LEXUS ES300
	1998-99	PONTIAC FIREFLY	RP29059	1998-02	LEXUS GS300, GS400, GS430
	1998-99	SUZUKI SWIFT	RP29060	1995-00	LEXUS LS400
RP28004	1995-02	SUZUKI ESTEEM	RP29065	1997	TOYOTA PREVIA
RP28005	1999-02	SUZUKI GRAND VITARA	RP29066	1996-00	TOYOTA RAV4
RP28006	1999-02	SUZUKI VITARA	RP29068	1998-00	TOYOTA SIENNA
RP28007	2000-01	SUZUKI SWIFT	RP29069	1995-97	TOYOTA TACOMA

## Buyer's Guide

## STEERING - RACK &amp; PINION

Part No. Vehicle Application			Part No. Vehicle Application		
RP29072	1999-02	LEXUS RX300	RP30203	1985-90	VOLKSWAGEN GOLF, JETTA
RP29073	1998-02	LEXUS LX470	RP30204	1980-92	VOLKSWAGEN VANAGON
	1998-02	TOYOTA LAND CRUISER	RP30205	1987-93	VOLKSWAGEN FOX
RP29074	1998-02	TOYOTA TACOMA	RP30206	1975-78	VOLKSWAGEN RABBIT
RP29075	2000-02	TOYOTA TUNDRA	RP30208	1991-96	VOLKSWAGEN GOLF, JETTA
RP29076	2000-02	TOYOTA CELICA	RP31004	1975-78	VOLVO 242, 244, 245, 262, 264, 265
RP29077	2000-02	TOYOTA ECHO	RP31005	1979-93	VOLVO 240, 242, 244, 245, 262, 264, 265
RP29078	2001-02	TOYOTA SIENNA	RP31007	1985-92	VOLVO 740, 745, 780
RP29079	2001-02	TOYOTA SEQUOIA	RP31008	1983-90	VOLVO 760
RP29080	2001-02	TOYOTA HIGHLANDER	RP31009	1993-97	VOLVO 850
RP29081	2001-02	TOYOTA RAV4	RP31011	1995-98	VOLVO 960, S90, V90
RP29082	2002	TOYOTA CAMRY	RP31012	1998-02	VOLVO C70
RP29083	2002	LEXUS ES300	RP31013	1999	VOLVO S80
	2002	TOYOTA CAMRY	RP31014	2000	VOLVO S40, V40
RP29085	2001-02	TOYOTA SEQUOIA	RP31015	2000	VOLVO V70
RP29201	1983-86	TOYOTA CAMRY	RP31016	2000-02	VOLVO S60, S80, V70
RP29202	1981-85	TOYOTA CELICA	RP31017	2001-02	VOLVO S60, V70
RP29203	1982-87	TOYOTA COROLLA	RP31019	2001-02	VOLVO S40, V40
RP29204	1984-88	TOYOTA COROLLA	RP31020	1998-00	VOLVO S70, V70
RP29206	1985-89	TOYOTA MR2	RP31021	1998-99	VOLVO S70, V70
RP29207	1981-84	TOYOTA STARLET	RP31022	1999-00	VOLVO S70, V70
RP29208	1983-87	TOYOTA TERCEL	RP31023	1991-95	VOLVO 940
RP29209	1980-82	TOYOTA TERCEL	RP31024	1992-94	VOLVO 960
RP29211	1988-92	TOYOTA COROLLA	RP32001	1983-95	PORSCHE 924, 944, 968
RP29213	1988-90	TOYOTA TERCEL	RP32002	1978-95	PORSCHE 928
RP29216	1986-98	TOYOTA COROLLA, VAN, VAN WAGON	RP32201	1983-95	PORSCHE 924, 944, 968
RP29218	1991-95	TOYOTA MR2			
RP29219	1991-98	TOYOTA TERCEL			
RP29277	2000-02	TOYOTA ECHO			
RP30004	1985-97	VOLKSWAGEN CABRIO, CORRADO, GOLF, JETTA			
RP30005	1980-92	VOLKSWAGEN VANAGON			
RP30007	1992-97	VOLKSWAGEN PASSAT			
RP30008	1990-92	VOLKSWAGEN PASSAT			
RP30010	1981-93	VOLKSWAGEN CABRIOLET, JETTA, RABBIT, RABBIT CONVERTIBLE, SCIROCCO			
RP30011	1985-92	VOLKSWAGEN CORRADO, GOLF, JETTA			
RP30012	1981-93	VOLKSWAGEN CABRIOLET, JETTA, RABBIT, RABBIT CONVERTIBLE, SCIROCCO			
RP30014	1992-96	VOLKSWAGEN EUROVAN			
RP30015	1992-99	VOLKSWAGEN CABRIO, CABRIOLET, CORRADO, GOLF, JETTA			
RP30016	1992-98	VOLKSWAGEN CABRIOLET, CORRADO, GOLF, JETTA			
RP30017	1992-97	VOLKSWAGEN PASSAT			
RP30018	1990-92	VOLKSWAGEN PASSAT			
RP30019	1997-00	VOLKSWAGEN EUROVAN			
RP30021	1998	VOLKSWAGEN BEETLE			
RP30022	1998-02	VOLKSWAGEN BEETLE, JETTA			
RP30023	1999-02	VOLKSWAGEN CABRIO			
RP30024	1998-02	VOLKSWAGEN PASSAT			
RP30025	2001-02	VOLKSWAGEN BEETLE			
RP30026	2001-02	VOLKSWAGEN EUROVAN			
RP30027	1999-02	VOLKSWAGEN GOLF			
RP30028	1998-02	VOLKSWAGEN PASSAT			
RP30201	1975-93	VOLKSWAGEN CABRIOLET, JETTA, RABBIT, RABBIT CONVERTIBLE, RABBIT PICKUP, SCIROCCO			



