

2007 Honda Element EX

2007 HONDA Element

2007 HONDA**Element****BUZZERS, RELAYS & TIMERS****BUZZERS, RELAYS & TIMERS LOCATION**

Component	Location
A/C Compressor Clutch Relay	In underhood fuse/relay box. See Fig. 84.
A/F Sensor Relay	Behind glove box. See Fig. 43.
A/T Reverse Relay	Behind glove box. See Fig. 43.
Blower Motor Relay	In underhood fuse/relay box. See Fig. 84.
Condenser Fan Relay	In underhood fuse/relay box. See Fig. 84.
Headlight Relay 1	In underhood fuse/relay box. See Fig. 84.
Headlight Relay 2	In underhood fuse/relay box. See Fig. 84.
Horn Relay	In underhood fuse/relay box. See Fig. 84.
Ignition Coil Relay	Behind glove box. See Fig. 43.
PGM-FI Main Relay 1	Behind glove box. See Fig. 44.
PGM-FI Main Relay 2	Behind glove box. See Fig. 44.
Power Window Relay	In underdash fuse/relay box. See Fig. 83.
Radiator Fan Relay	In underhood fuse/relay box. See Fig. 84.
Rear Accessory Power Socket Relay	Behind glove box. See Fig. 43.
Rear Window Defogger Relay	In underhood fuse/relay box. See Fig. 84.
Starter Cut Relay	On underdash fuse/relay box. See Fig. 83.
Taillight Relay	In underdash fuse/relay box. See Fig. 83.
Throttle Actuator Control Middle Relay	Behind glove box. See Fig. 43.
Turn Signal/Hazard Relay	In underdash fuse/relay box. See Fig. 83.

CIRCUIT PROTECTION DEVICES**CIRCUIT PROTECTION DEVICES LOCATION**

Component	Location
Underdash Fuse/Relay Box	Behind left side of dash, right of steering column. See Fig. 28.
Underhood Fuse/Relay Box	Left rear of engine compartment. See Fig. 5.

CONTROL UNITS**CONTROL UNITS LOCATION**

Component	Location
ECM/PCM	Behind glove box. See Fig. 46.
ELD Unit	In underhood fuse/relay box. See Fig. 84.

2007 Honda Element EX

2007 HONDA Element

Immobilizer Control Unit Receiver	In steering wheel cover. See Fig. 25.
Keyless Receiver Unit	Under left side of dash. See Fig. 111.
ODS Unit	In side of front passenger's seat. See Fig. 99.
Rear Window Wiper Intermittent Control Unit	Behind left quarterpanel. See Fig. 59.
Security Control Unit Connector (Optional)	Behind left side of dash. See Fig. 111.
SRS Unit	Below center of dash. See Fig. 36.
Throttle Actuator Control Module	Under left side of dash. See Fig. 81.
TPMS Control Unit	Under middle of dash. See Fig. 114.
Trailer Lighting Control Unit Connector	Under left side of dash. See Fig. 26.
VSA Modulator-Control Unit	Right rear corner of engine compartment. See Fig. 107.

MOTORS**MOTORS LOCATION**

Component	Location
A/C Condenser Fan Motor	Front of engine compartment. See Fig. 3.
Air Mix Control Motor	Below left side of dash, on HVAC unit. See Fig. 33.
Blower Motor	Below right side of dash, on blower unit. See Fig. 48.
Driver's Door Lock Actuator	Rear of driver's door. See Fig. 91.
Front Passenger's Door Lock Actuator	Rear of front passenger's door. See Fig. 92.
Fuel Tank Unit	In fuel tank. See Fig. 57.
Mode Control Motor	Behind right side of dash, on HVAC unit. See Fig. 45.
Power Mirror Connector (Left)	Front of driver's door. See Fig. 90.
Power Mirror Connector (Right)	Front of front passenger's door. See Fig. 90.
Power Window Motor (Driver's)	In driver's door. See Fig. 50.
Power Window Motor (Front Passenger's)	In right front door. See Fig. 51.
Radiator Fan Motor Connector	Behind left side of radiator. See Fig. 4.
Rear Window Washer Motor	Behind right front inner fender, on washer fluid reservoir. See Fig. 68.
Rear Window Wiper Motor	Below middle of rear window. See Fig. 62.
Recirculation Control Motor	Behind right side of dash, on blower unit. See Fig. 45.
Starter	Left side of engine. See Fig. 11.
Windshield Washer Motor	Behind right side of front bumper, on washer fluid reservoir. See Fig. 66.
Windshield Wiper Motor	Under left side of cowl cover. See Fig. 23.

SENDING UNITS & SENSORS

2007 Honda Element EX

2007 HONDA Element

SENDING UNITS & SENSORS LOCATION

Component	Location
A/F Sensor	On front of three-way catalytic converter. See Fig. 75.
APP Sensor	Right rear corner of engine compartment. See Fig. 105.
CKP Sensor	Lower right front of engine, near crankshaft pulley. See Fig. 69.
CMP Sensor A	Rear of cylinder head. See Fig. 16.
CMP Sensor B	Rear of cylinder head. See Fig. 16.
Driver's Seat Position Sensor	Under driver's seat. See Fig. 118.
ECT Sensor	Rear of cylinder head. See Fig. 15.
ECT Sensor 2	Bottom of radiator. See Fig. 71.
Evaporator Temperature Sensor Connector	Behind left side of dash, near HVAC unit. See Fig. 32.
FTP Sensor	Under left rear of vehicle. See Fig. 77.
Inner Side Front Passenger's Weight Sensor Connector	Under front passenger's seat. See Fig. 120.
Input Shaft (Mainshaft) Speed Sensor	Right rear of transaxle. See Fig. 19.
Knock Sensor	Left side of engine. See Fig. 11.
Left Front Impact Sensor	Behind left side of front bumper. See Fig. 65.
Left Side Impact Sensor (1st)	On left side of floor.
Left Side Impact Sensor (2nd)	Behind left quarterpanel. See Fig. 123.
MAF/IAT Sensor	Left side of intake manifold. See Fig. 13.
MAP Sensor	Left side of intake manifold. See Fig. 14.
Outer Side Front Passenger's Weight Sensor Connector	Under front passenger's seat. See Fig. 120.
Output Shaft (Countershaft) Speed Sensor (A/T)	Right front of transaxle. See Fig. 19.
Output Shaft (Countershaft) Speed Sensor (M/T)	Top of transaxle. See Fig. 103.
Rear Safing Sensor	Under center console. See Fig. 116.
Right Front Impact Sensor	Behind right side of front bumper. See Fig. 67.
Right Side Impact Sensor (1st)	On right side of floor. See Fig. 117.
Right Side Impact Sensor (2nd)	Behind right quarterpanel.
Roll Rate Sensor	On left side of floor. See Fig. 119.
Secondary HO2S	Under middle of vehicle. See Fig. 75.
Steering Angle Sensor	On steering column. See Fig. 109.
TP Sensor/Throttle Actuator	On intake manifold. See Fig. 14.
VSA Sensor Cluster	Under center console. See Fig. 56.
Wheel Speed Sensor Connector (Left Front)	Left side of engine compartment. See Fig. 72.
Wheel Speed Sensor Connector (Right Front)	Right side of engine compartment. See Fig. 69.
Wheel Speed Sensor (Left Rear)	On left rear wheel. See Fig. 76.
Wheel Speed Sensor (Right Rear)	On right rear wheel. See Fig. 79.

SOLENOIDS & SOLENOID VALVES

SOLENOIDS & SOLENOID VALVES LOCATION

Component	Location
A/C Compressor Clutch	Right side of engine compartment. See Fig. 82 .
A/T Clutch Pressure Control Solenoid Valve A	Top of transaxle. See Fig. 18 .
A/T Clutch Pressure Control Solenoid Valve B	Left side of transaxle. See Fig. 74 .
A/T Clutch Pressure Control Solenoid Valve C	Left side of transaxle. See Fig. 74 .
EVAP Canister Purge Valve	At right rear of engine. See Fig. 15 .
EVAP Canister Vent Shut Valve	Under left rear of vehicle. See Fig. 78 .
Hatch Lock Actuator	In middle of hatch. See Fig. 62 .
Injector No. 1	Left side of engine. See Fig. 9 .
Injector No. 2	Left side of engine. See Fig. 9 .
Injector No. 3	Left side of engine. See Fig. 9 .
Injector No. 4	Left side of engine. See Fig. 9 .
Rocker Arm Oil Control Solenoid (VTEC Solenoid Valve)	On right front of cylinder head. See Fig. 7 .
Shift Lock Solenoid/D3 Switch Connector	Under middle of dash. See Fig. 115 .
Starter Solenoid	Left side of engine. See Fig. 11 .
VTC Oil Control Solenoid Valve	On front of cylinder head. See Fig. 102 .

SWITCHES

SWITCHES LOCATION

Component	Location
A/C Pressure Switch	Right front of engine compartment. See Fig. 2 .
A/T Pin Switch Connector	Under middle of dash. See Fig. 110 .
Back-Up Light Switch	On top of transaxle. See Fig. 80 .
Brake Fluid Level Switch	On brake fluid reservoir. See Fig. 22 .
Brake Pedal Position Switch	On brake pedal support. See Fig. 31 .
Clutch Interlock Switch	On clutch pedal support. See Fig. 81 .
Clutch Pedal Position Switch	On clutch pedal support. See Fig. 81 .
Driver's Door Lock Knob Switch	Rear of driver's door. See Fig. 91 .
Driver's Door Switch	Front of left rear door. See Fig. 93 .
Driver's Seat Belt Switch Connector	Under driver's seat. See Fig. 53 .
Front Passenger's Door Switch	Front right rear door. See Fig. 93 .
Front Passenger's Seat Belt Switch Connector	Under front passenger's seat. See Fig. 54 .
Hatch Latch Switch Connector	Middle of hatch. See Fig. 98 .
Horn Switch	In steering wheel. See Fig. 24 .
Left Rear Door Lower Switch Connector	In left rear door. See Fig. 52 .
Left Rear Door Upper Switch Connector	In left rear door. See Fig. 94 .

2007 Honda Element EX

2007 HONDA Element

Left Tailgate Switch	Left side of tailgate. See Fig. 63.
Oil Pressure Switch	Right front of engine. See Fig. 70.
Parking Brake Switch (EX, LX)	Under center console. See Fig. 56.
Parking Brake Switch (SC)	Base of parking brake lever. See Fig. 113.
PSP Switch	Lower center rear of engine compartment. See Fig. 21.
Right Rear Door Lower Switch Connector	In right rear door. See Fig. 85.
Right Rear Door Upper Switch Connector	In right rear door. See Fig. 95.
Right Tailgate Switch	Right side of tailgate. See Fig. 64.
Rocker Arm Oil Pressure Switch (VTEC Oil Pressure Switch)	On right front of cylinder head. See Fig. 7.
Shift Lock Solenoid/D3 Switch Connector	Under middle of dash. See Fig. 115.
Transmission Range Switch	On lower rear of transaxle. See Fig. 72.
2nd Clutch Transmission Fluid Pressure Switch	Top of transaxle. See Fig. 20.
3rd Clutch Transmission Fluid Pressure Switch	Rear of transaxle. See Fig. 73.

MISCELLANEOUS

MISCELLANEOUS LOCATION

Component	Location
Alternator	On front of engine. See Fig. 12.
Antenna Lead Connector	Under right side of dash. See Fig. 47.
Blower Power Transistor	Behind right side of dash, on HVAC unit. See Fig. 48.
Cable Reel Connector A	Under steering column cover. See Fig. 88.
Cable Reel Connector B	Under steering column cover. See Fig. 87.
DLC	Under left side of dash. See Fig. 32.
Driver's Airbag First & Second Inflators Connector	Center of steering wheel. See Fig. 24.
Driver's Seat Belt Buckle Tensioner Connector	Under driver's seat. See Fig. 53.
Driver's Seat Belt Tensioner Connector	Under driver's seat. See Fig. 53.
Driver's Side Airbag Inflator Connector	Under driver's seat. See Fig. 53.
Front Passenger's Airbag First & Second Inflators Connector	Right side of dash. See Fig. 42.
Front Passenger's Seat Belt Buckle Tensioner Connector	Under front passenger's seat. See Fig. 121.
Front Passenger's Seat Belt Tensioner Connector	Under front passenger's seat. See Fig. 54.
Front Passenger's Side Airbag Inflator Connector	Under front passenger's seat. See Fig. 54.
Horn	Behind left side of front bumper. See Fig. 65.
Ignition Coil No. 1	On top of engine. See Fig. 8.
Ignition Coil No. 2	On top of engine. See Fig. 8.
Ignition Coil No. 3	On top of engine. See Fig. 8.

2007 Honda Element EX

2007 HONDA Element

Ignition Coil No. 4	On top of engine. See Fig. 8.
Junction Connector C105	Left rear of engine. See Fig. 17.
Junction Connector C106	Left rear of engine. See Fig. 17.
Junction Connector C107	Behind glove box. See Fig. 44.
Junction Connector C405	Under middle of dash. See Fig. 34.
Junction Connector C406	Behind gauge control module. See Fig. 108.
Junction Connector C457	Under middle of dash. See Fig. 115.
Junction Connector C559	Under middle of dash. See Fig. 36.
Left Side Curtain Airbag Inflator Connector	Left rear of roof. See Fig. 125.
MES Connector	Under left side of dash. See Fig. 28.
Microphone	Left of shift lever assembly. See Fig. 89.
Rear Ceiling Light Diode	Under left side of dash. See Fig. 27.
Rear Window Defogger Connector A	Left side of hatch glass. See Fig. 96.
Rear Window Defogger Connector B	Right side of hatch glass. See Fig. 97.
Right Side Curtain Airbag Inflator Connector	Right rear of roof.
Stereo Amplifier	Right kick panel. See Fig. 49.
Trailer Lighting Connector (Optional)	Rear of cargo area. See Fig. 101.
T3 (Terminal Joint) (A/T)	Top of transmission. See Fig. 18.
T3 (Terminal Joint) (M/T)	Top of transaxle. See Fig. 106.
T4 (Terminal Joint)	Right side of engine compartment. See Fig. 1.
T101 (Terminal Joint)	In underhood fuse/relay box. See Fig. 86.
T102 (Terminal Joint)	In underhood fuse/relay box. See Fig. 86.
T103 (Terminal Joint)	On alternator. See Fig. 12.
T104 (Terminal Joint)	Near starter solenoid. See Fig. 11.
XM Receiver	Behind right quarterpanel. See Fig. 100.

CONNECTORS**CONNECTORS LOCATION**

Component	Location
C101 (Gray, 20 Pin)	Behind glove box. See Fig. 44.
C102 (Gray, 6 Pin)	Left rear side of engine. See Fig. 10.
C103 (Black, 1 Pin)	Left rear side of engine. See Fig. 10.
C104 (Gray/Black, 10 Pin)	On transaxle housing. See Fig. 19.
C108 (Black/Gray, 8 Pin)	On transaxle housing. See Fig. 73.
C250 (Gray, 2 Pin)	Behind right headlight. See Fig. 104.
C319 (Gray, 1 Pin)	Front of engine compartment. See Fig. 71.
C320 (Brown, 1 Pin)	Behind left side of front bumper. See Fig. 65.
C350 (Gray, 2 Pin)	Behind left headlight. See Fig. 104.
C401 (White, 20 Pin)	Under left middle of dash. See Fig. 35.
C402 (Yellow, 16 Pin)	Under middle of dash. See Fig. 35.

2007 Honda Element EX

2007 HONDA Element

C403 (White, 20 Pin)	Under middle of dash. See <u>Fig. 37.</u>
C404 (Light Blue, 6 Pin)	Under middle of dash. See <u>Fig. 40.</u>
C451 (Gray, 20 Pin)	Under middle of dash. See <u>Fig. 35.</u>
C452 (Brown, 3 Pin)	Under middle of dash. See <u>Fig. 35.</u>
C453 (White, 14 Pin)	Under middle of dash. See <u>Fig. 37.</u>
C454 (White, 12 Pin)	Under middle of dash. See <u>Fig. 37.</u>
C455 (White, 17 Pin)	Under middle of dash. See <u>Fig. 40.</u>
C456 (Gray, 10 Pin)	Under middle of dash. See <u>Fig. 40.</u>
C501 (White, 14 Pin)	Under middle of dash. See <u>Fig. 35.</u>
C502 (White, 13 Pin)	Under middle of dash. See <u>Fig. 35.</u>
C504 (Gray, 3 Pin)	Under left side of dash. See <u>Fig. 30.</u>
C551 (Yellow, 4 Pin)	Under middle of dash. See <u>Fig. 40.</u>
C552 (Yellow, 4 Pin)	Under middle of dash. See <u>Fig. 40.</u>
C553 (Gray, 14 Pin)	Under middle of dash. See <u>Fig. 41.</u>
C554 (White, 6 Pin)	Behind left quarterpanel. See <u>Fig. 58.</u>
C556 (White, 6 Pin)	Behind right quarterpanel. See <u>Fig. 58.</u>
C558 (Gray, 14 Pin)	Under center console. See <u>Fig. 56.</u>
C560 (White, 4 Pin)	Under front passenger's seat. See <u>Fig. 54.</u>
C561 (White, 23 Pin)	Under middle of dash. See <u>Fig. 40.</u>
C562 (White, 8 Pin)	Under middle of dash. See <u>Fig. 112.</u>
C570 (White, 8 Pin)	Under center console. See <u>Fig. 113.</u>
C571 (Gray, 2 Pin)	Under driver's seat. See <u>Fig. 118.</u>
C601 (Gray, 10 Pin)	At left "D" pillar. See <u>Fig. 60.</u>
C602 (Yellow, 4 Pin)	At left "D" pillar. See <u>Fig. 60.</u>
C603 (Yellow, 4 Pin)	Left rear of roof. See <u>Fig. 124.</u>
C604 (Yellow, 4 Pin)	Behind right quarterpanel. See <u>Fig. 126.</u>
C651 (Light Blue, 6 Pin)	Under right side of dash. See <u>Fig. 47.</u>
C652 (Yellow, 4 Pin)	Under right side of dash. See <u>Fig. 47.</u>
C653 (Yellow, 4 Pin)	Under right side of dash. See <u>Fig. 47.</u>
C681 (Gray, 8 Pin)	Behind left quarterpanel. See <u>Fig. 59.</u>
C751 (Gray, 20 Pin)	Under left side of dash. See <u>Fig. 30.</u>
C752 (Light Blue, 6 Pin)	Under left side of dash. See <u>Fig. 30.</u>
C761 (White, 6 Pin)	In right rear door. See <u>Fig. 122.</u>
C771 (White, 6 Pin)	In left rear door. See <u>Fig. 122.</u>
C781 (White, 12 Pin)	Under right side of dash. See <u>Fig. 47.</u>
C851 (Brown, 21 Pin)	Behind glove box. See <u>Fig. 42.</u>
C852 (Brown, 1 Pin)	Behind glove box. See <u>Fig. 42.</u>
C853 (Brown, 1 Pin)	Under middle of dash. See <u>Fig. 41.</u>
C855 (White, 6 Pin)	Under middle of dash. See <u>Fig. 114.</u>
C997 (Gray, 1 Pin)	Center front of engine compartment. See <u>Fig. 71.</u>

2007 Honda Element EX

2007 HONDA Element


GROUNDINGS

GROUNDINGS LOCATION

Component	Location
G1	Left side of engine compartment. See Fig. 6 .
G2	Right side of engine compartment. See Fig. 1 .
G101	Left rear of engine. See Fig. 9 .
G102	Rear of engine. See Fig. 16 .
G201	Behind right side of front bumper. See Fig. 67 .
G202	Behind right side of front bumper. See Fig. 67 .
G301	Behind left side of front bumper. See Fig. 65 .
G401	Under right middle side of dash. See Fig. 38 .
G402	Under left middle side of dash. See Fig. 34 .
G451	Behind left center of dash. See Fig. 35 .
G501	Behind left side of dash. See Fig. 26 .
G502	Behind right side of dash. See Fig. 29 .
G503	Under middle of dash. See Fig. 39 .
G551	At right "D" pillar. See Fig. 61 .
G552	Under front passenger's seat. See Fig. 55 .
G553	At left "D" pillar. See Fig. 60 .
G711	Middle of tailgate, near rear wiper motor. See Fig. 62 .
G751	In right rear door. See Fig. 85 .
G771	In left rear door. See Fig. 52 .


COMPONENT LOCATION GRAPHICS

NOTE: Figures may show multiple component locations. Refer to appropriate table for proper figure references.




G00268411

Fig. 1: Right Side Of Engine Compartment
Courtesy of AMERICAN HONDA MOTOR CO., INC.



G00268412


Fig. 2: Right Side Of Engine Compartment
Courtesy of AMERICAN HONDA MOTOR CO., INC.



G00268413

Fig. 3: Front Of Engine Compartment


Courtesy of AMERICAN HONDA MOTOR CO., INC.



G00268414


Fig. 4: Front Of Engine Compartment

Courtesy of AMERICAN HONDA MOTOR CO., INC.




G00268415

Fig. 5: Left Side Of Engine Compartment
Courtesy of AMERICAN HONDA MOTOR CO., INC.




G00268416

Fig. 6: Left Side Of Engine Compartment
Courtesy of AMERICAN HONDA MOTOR CO., INC.



G00430914


Fig. 7: Right Side Of Engine
Courtesy of AMERICAN HONDA MOTOR CO., INC.



G00268420

Fig. 8: Middle Of Engine


Courtesy of AMERICAN HONDA MOTOR CO., INC.



G00430915


Fig. 9: Middle Of Engine

Courtesy of AMERICAN HONDA MOTOR CO., INC.



G00445776


Fig. 10: Middle Of Engine Compartment
Courtesy of AMERICAN HONDA MOTOR CO., INC.



G00268423


Fig. 11: Front Of Engine (Intake Removed)

Courtesy of AMERICAN HONDA MOTOR CO., INC.



G00268424

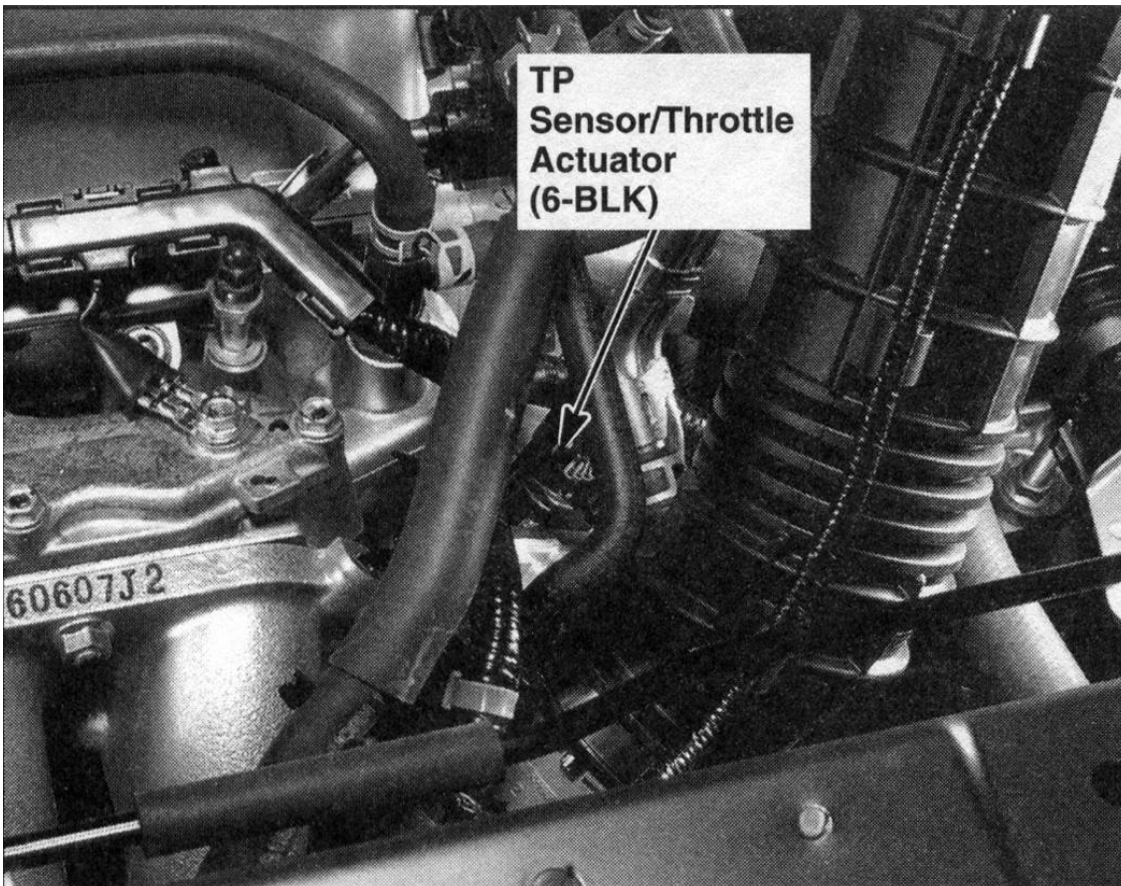
Fig. 12: Right Side Of Engine Compartment (Intake Removed)
Courtesy of AMERICAN HONDA MOTOR CO., INC.



G00445768

Fig. 13: Left Side Of Intake Manifold


Courtesy of AMERICAN HONDA MOTOR CO., INC.



G00445769

Fig. 14: Intake Manifold


Courtesy of AMERICAN HONDA MOTOR CO., INC.



G00268428

Fig. 15: Left Side Of Engine


Courtesy of AMERICAN HONDA MOTOR CO., INC.



G00268429

Fig. 16: Left Side Of Engine


Courtesy of AMERICAN HONDA MOTOR CO., INC.



G00268430

Fig. 17: Left Side Of Engine


Courtesy of AMERICAN HONDA MOTOR CO., INC.



G00268431

Fig. 18: Transmission Housing (A/T)


Courtesy of AMERICAN HONDA MOTOR CO., INC.



G00445772


Fig. 19: Transmission Housing (A/T)

Courtesy of AMERICAN HONDA MOTOR CO., INC.



G00430917


Fig. 20: Transmission Housing (A/T)
Courtesy of AMERICAN HONDA MOTOR CO., INC.



G00268435

Fig. 21: Rear Of Engine Compartment

Courtesy of AMERICAN HONDA MOTOR CO., INC.




G00268436

Fig. 22: Left Side Of Engine Compartment
Courtesy of AMERICAN HONDA MOTOR CO., INC.


2007 Honda Element EX

2007 HONDA Element



G00268437


Fig. 23: Under Left Side Of Cowl Cover
Courtesy of AMERICAN HONDA MOTOR CO., INC.



G00445789

Fig. 24: Inside Steering Wheel


Courtesy of AMERICAN HONDA MOTOR CO., INC.



G00268440

Fig. 25: In Steering Column Cover


Courtesy of AMERICAN HONDA MOTOR CO., INC.



G00445786

Fig. 26: Under Left Side Of Dash


Courtesy of AMERICAN HONDA MOTOR CO., INC.



G00445787

Fig. 27: Behind Left Side Of Dash


Courtesy of AMERICAN HONDA MOTOR CO., INC.



G00268443

Fig. 28: Under Left Side Of Dash


Courtesy of AMERICAN HONDA MOTOR CO., INC.



G00268444

Fig. 29: Behind Right Side Of Dash

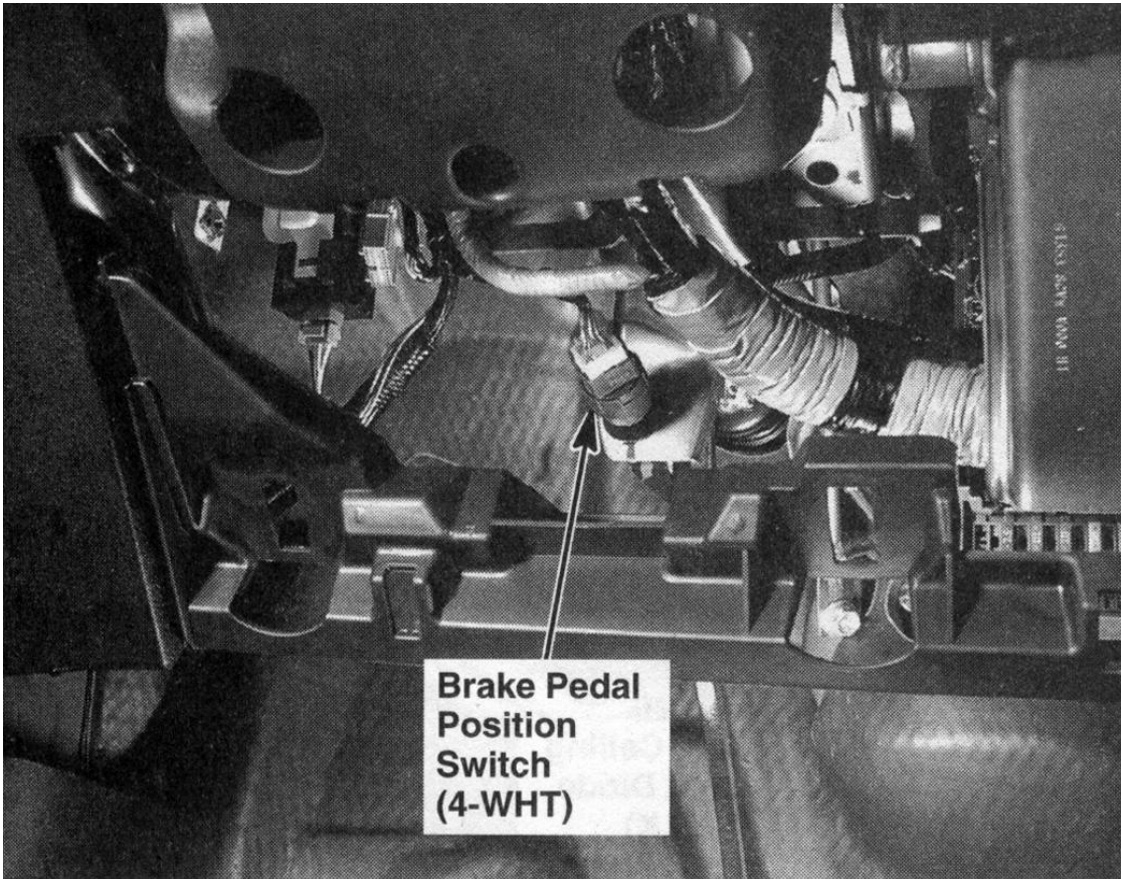
Courtesy of AMERICAN HONDA MOTOR CO., INC.



G00445783

Fig. 30: Under Left Side Of Dash

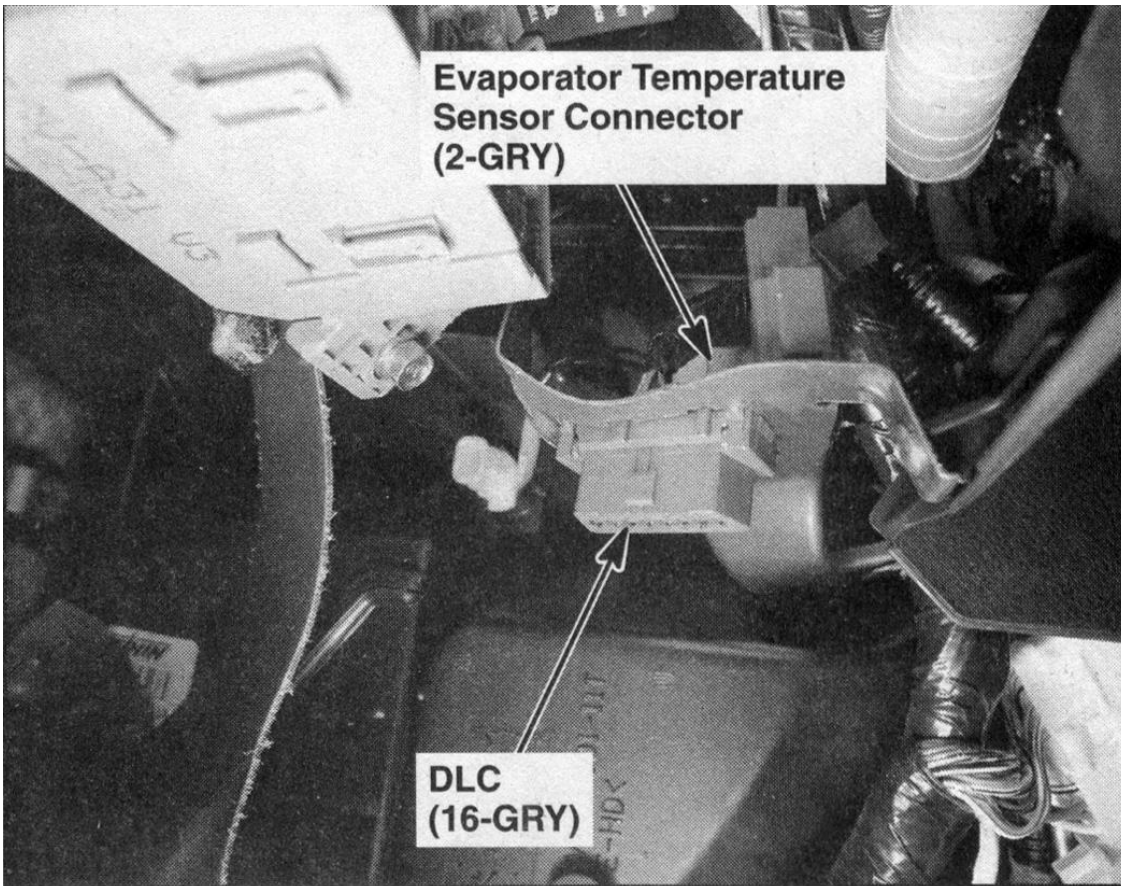
Courtesy of AMERICAN HONDA MOTOR CO., INC.



G00445781

Fig. 31: Under Left Side Of Dash


Courtesy of AMERICAN HONDA MOTOR CO., INC.



G00445785

Fig. 32: Under Left Side Of Dash


Courtesy of AMERICAN HONDA MOTOR CO., INC.



G00268448

Fig. 33: Under Left Side Of Dash


Courtesy of AMERICAN HONDA MOTOR CO., INC.



G00445795

Fig. 34: Under Middle Of Dash


Courtesy of AMERICAN HONDA MOTOR CO., INC.



G00445791

Fig. 35: Under Middle Of Dash

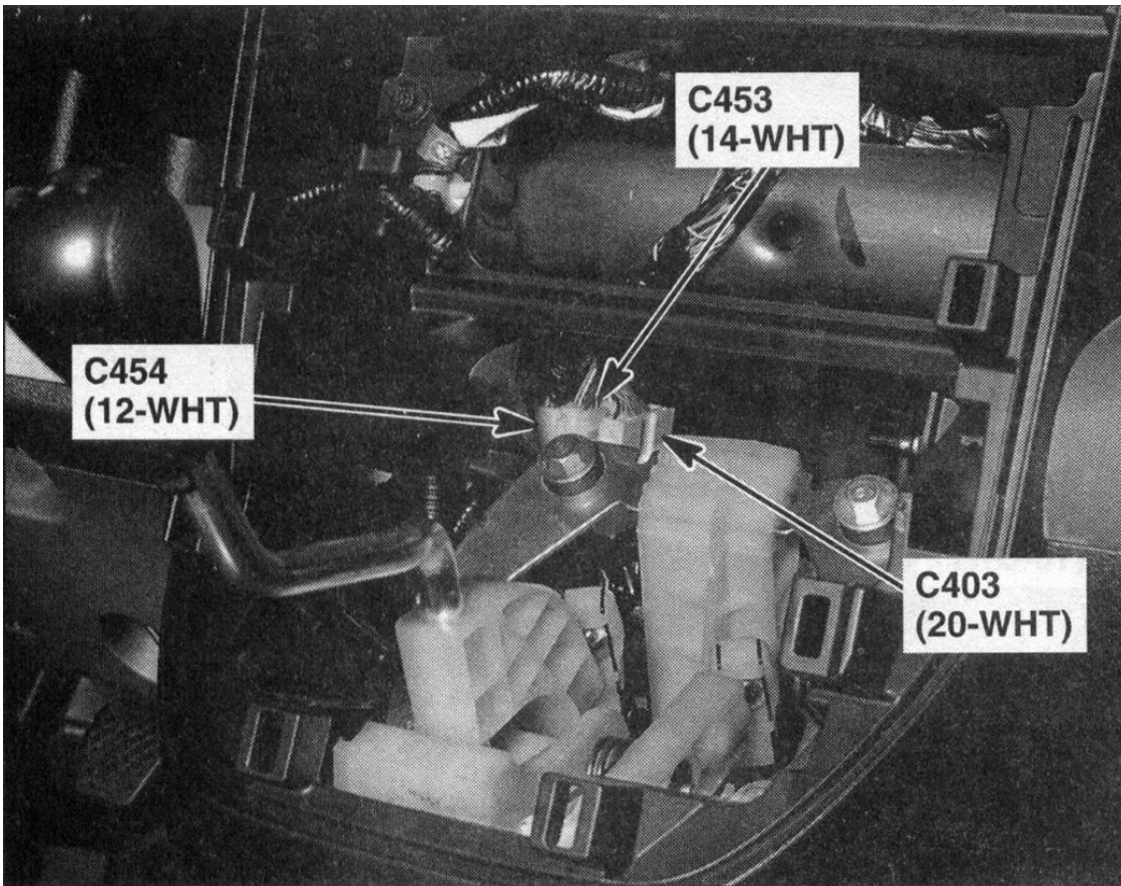
Courtesy of AMERICAN HONDA MOTOR CO., INC.



G00445796

Fig. 36: Under Middle Of Dash


Courtesy of AMERICAN HONDA MOTOR CO., INC.



G00445793

Fig. 37: Under Middle Of Dash


Courtesy of AMERICAN HONDA MOTOR CO., INC.



G00268458

Fig. 38: Under Middle Of Dash


Courtesy of AMERICAN HONDA MOTOR CO., INC.



G00268459

Fig. 39: Under Middle Of Dash


Courtesy of AMERICAN HONDA MOTOR CO., INC.



G00445794

Fig. 40: Under Middle Of Dash


Courtesy of AMERICAN HONDA MOTOR CO., INC.



G00445801

Fig. 41: Under Middle Of Dash

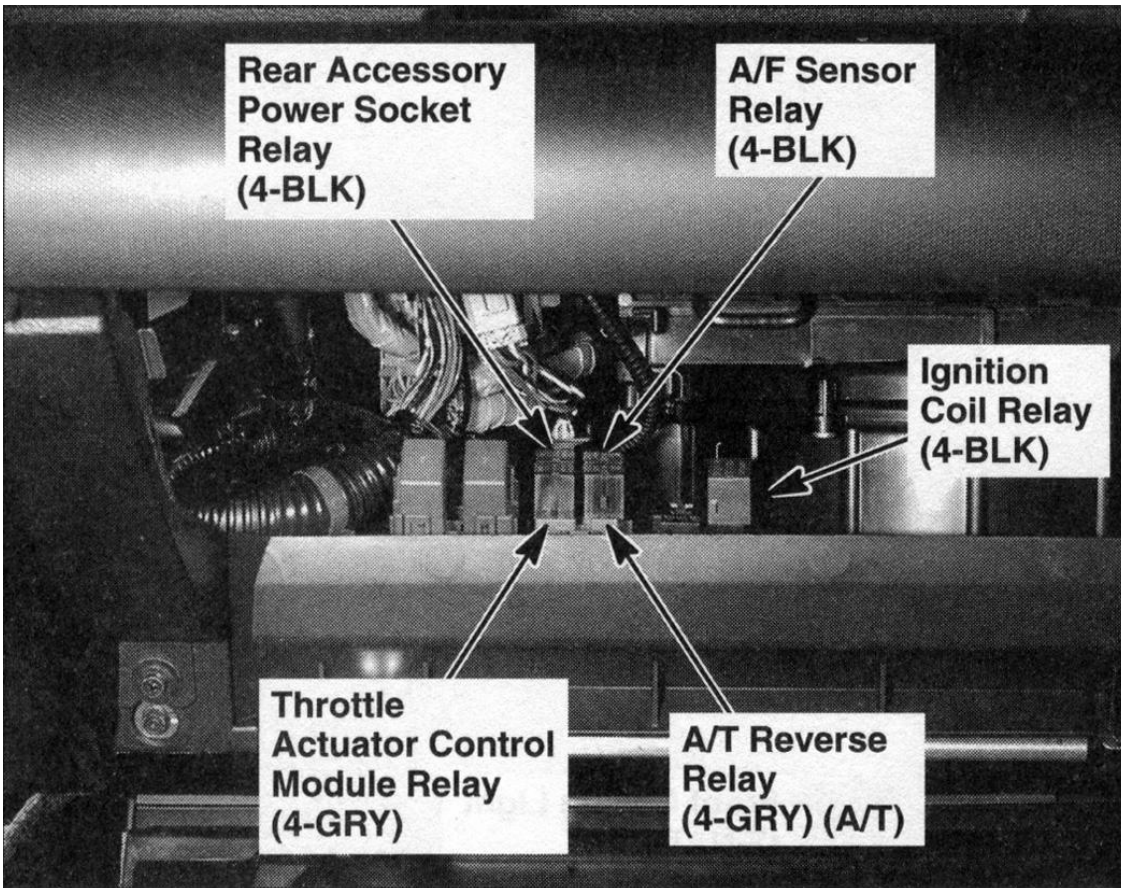
Courtesy of AMERICAN HONDA MOTOR CO., INC.



G00268463

Fig. 42: Behind Glove Box

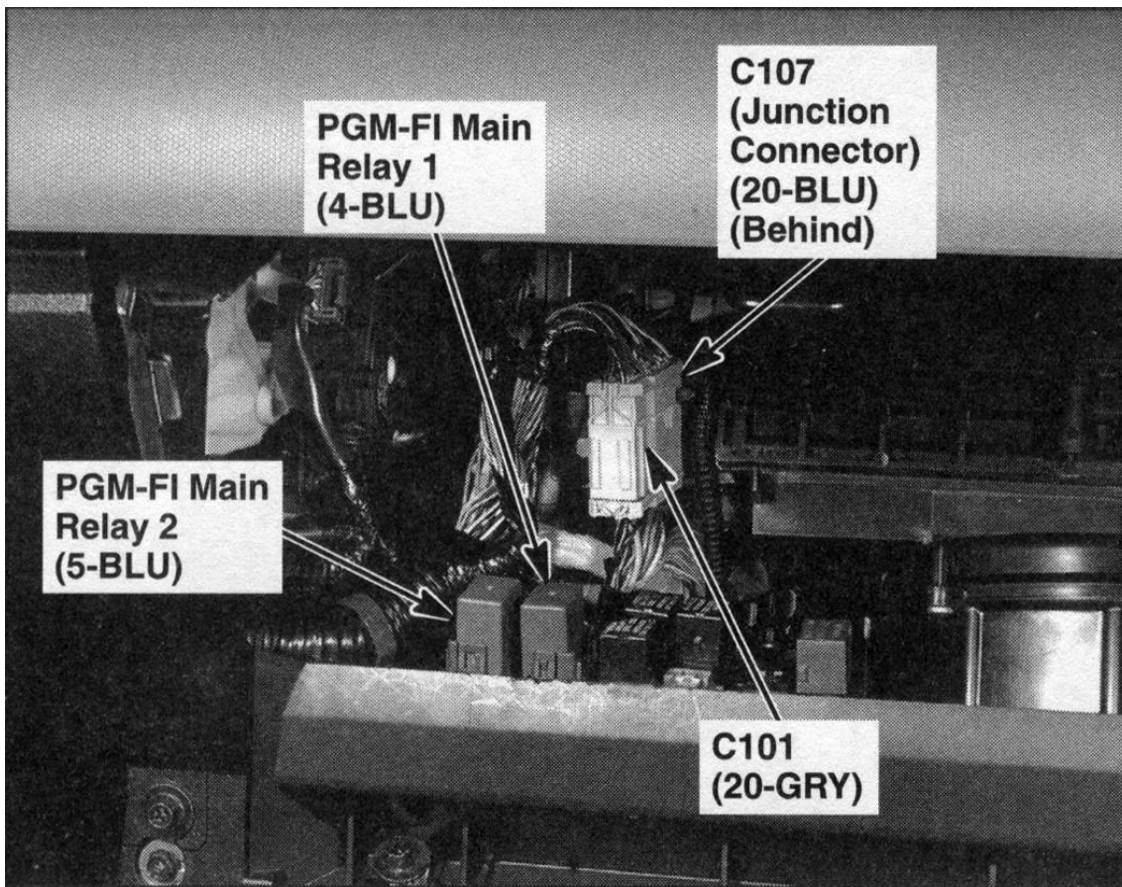
Courtesy of AMERICAN HONDA MOTOR CO., INC.



G00445804

Fig. 43: Behind Glove Box

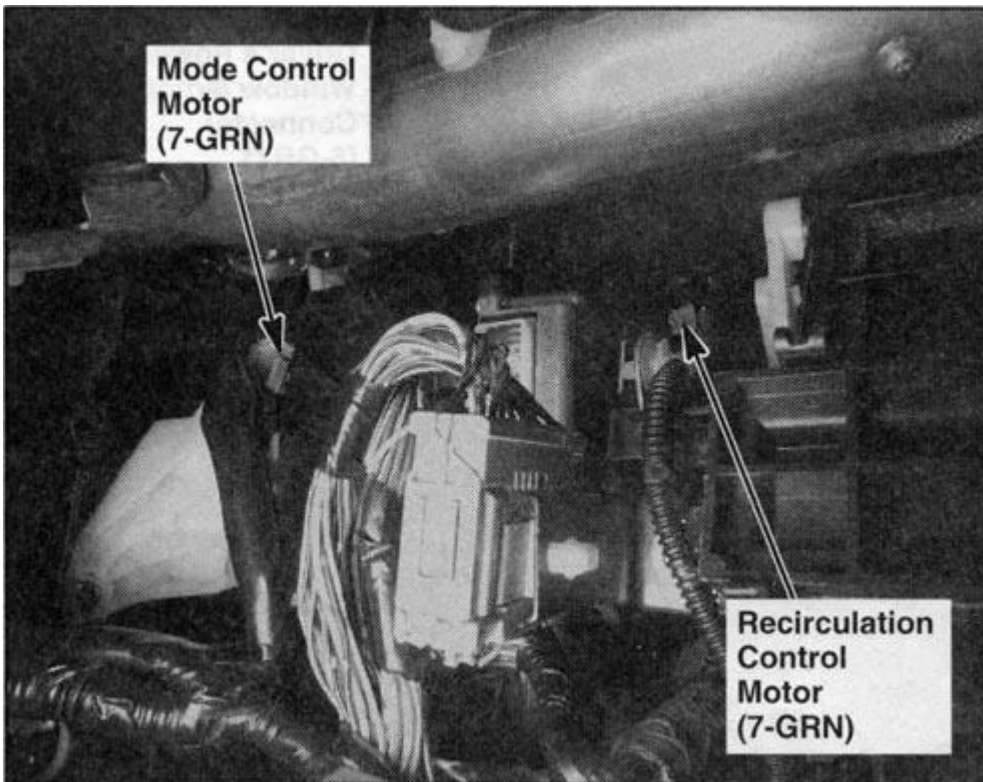
Courtesy of AMERICAN HONDA MOTOR CO., INC.



G00445805

Fig. 44: Behind Glove Box


Courtesy of AMERICAN HONDA MOTOR CO., INC.



G00268466

Fig. 45: Behind Glove Box

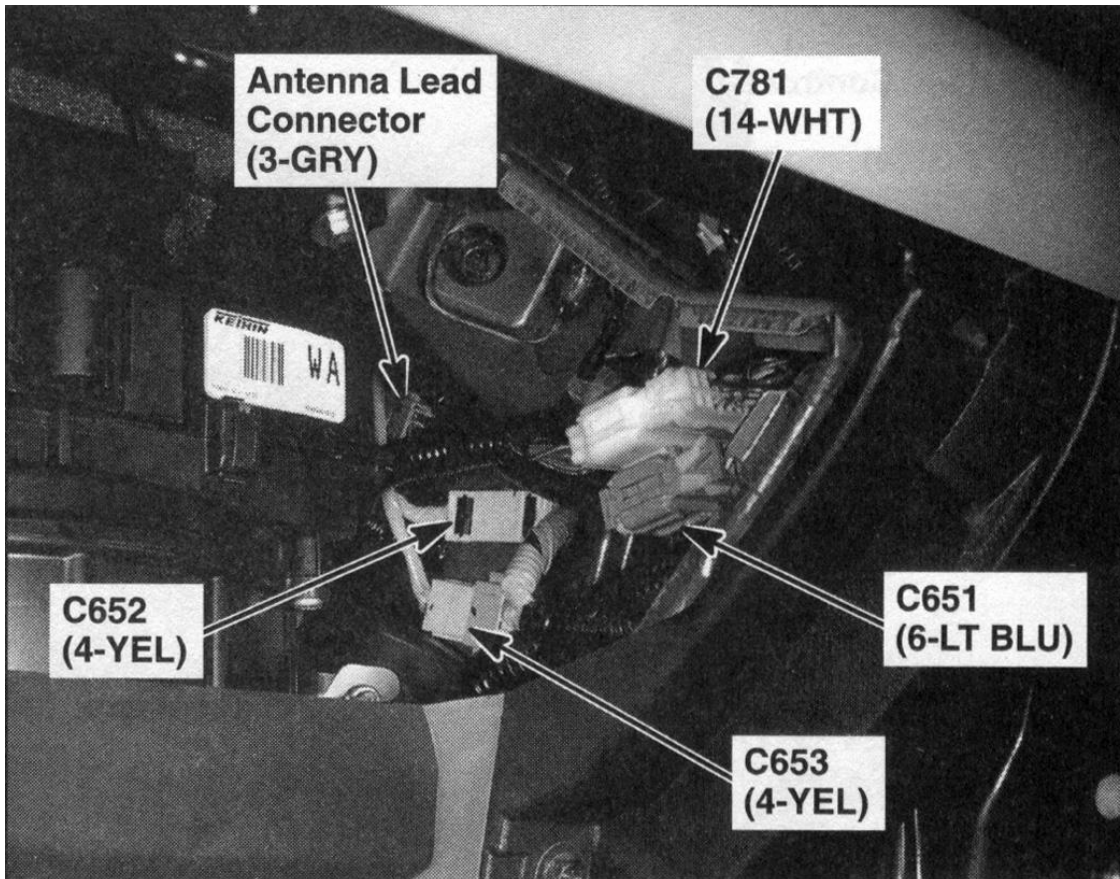
Courtesy of AMERICAN HONDA MOTOR CO., INC.



G00445806

Fig. 46: Behind Glove Box


Courtesy of AMERICAN HONDA MOTOR CO., INC.



G00445807

Fig. 47: Under Right Side Of Dash

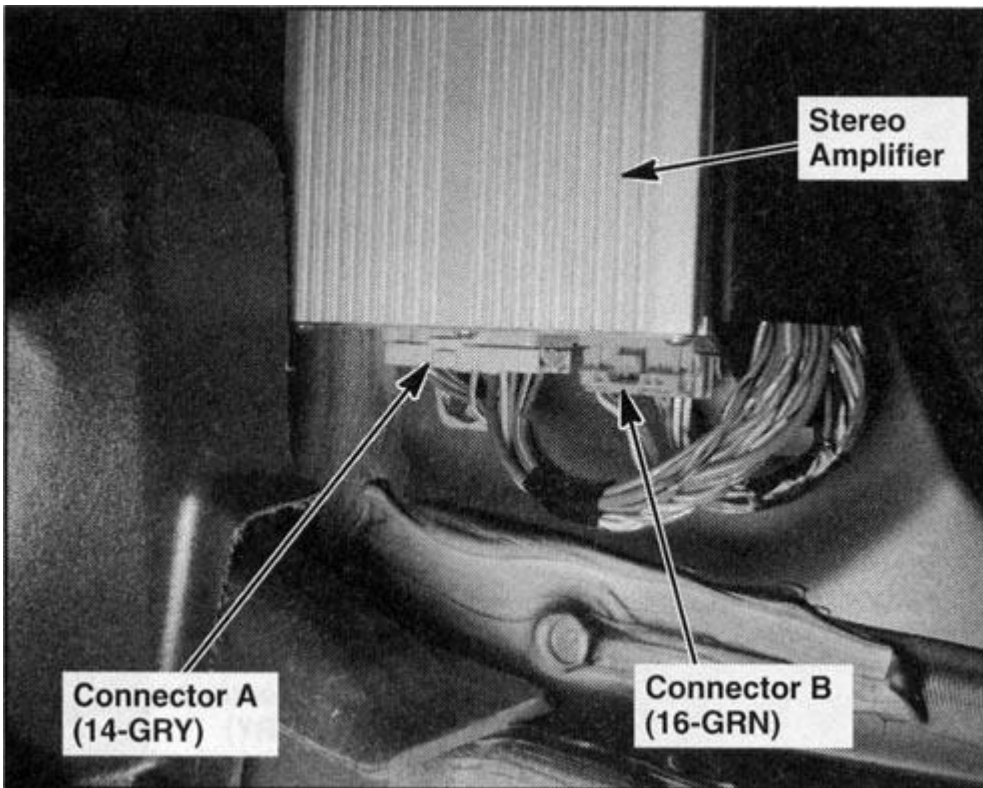
Courtesy of AMERICAN HONDA MOTOR CO., INC.



G00268469


Fig. 48: Under Right Side Of Dash

Courtesy of AMERICAN HONDA MOTOR CO., INC.



G00268470

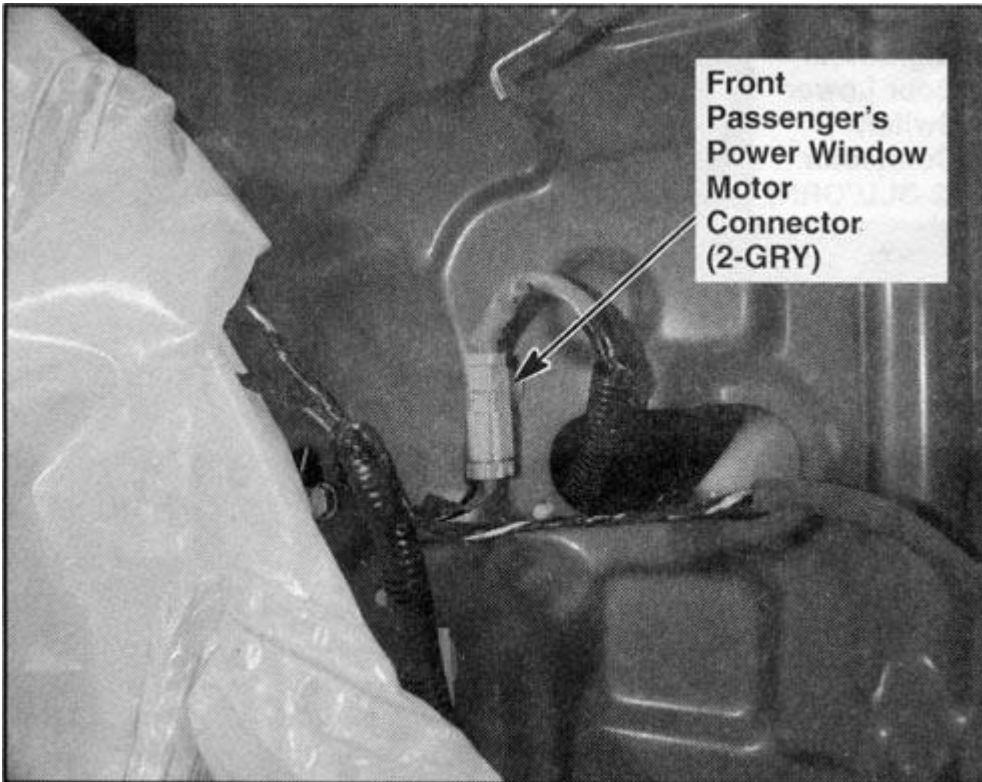
Fig. 49: Behind Right Kick Panel (EX & SC)
Courtesy of AMERICAN HONDA MOTOR CO., INC.



G00268471

Fig. 50: Driver's Door


Courtesy of AMERICAN HONDA MOTOR CO., INC.



G00268472

Fig. 51: Front Passenger's Door

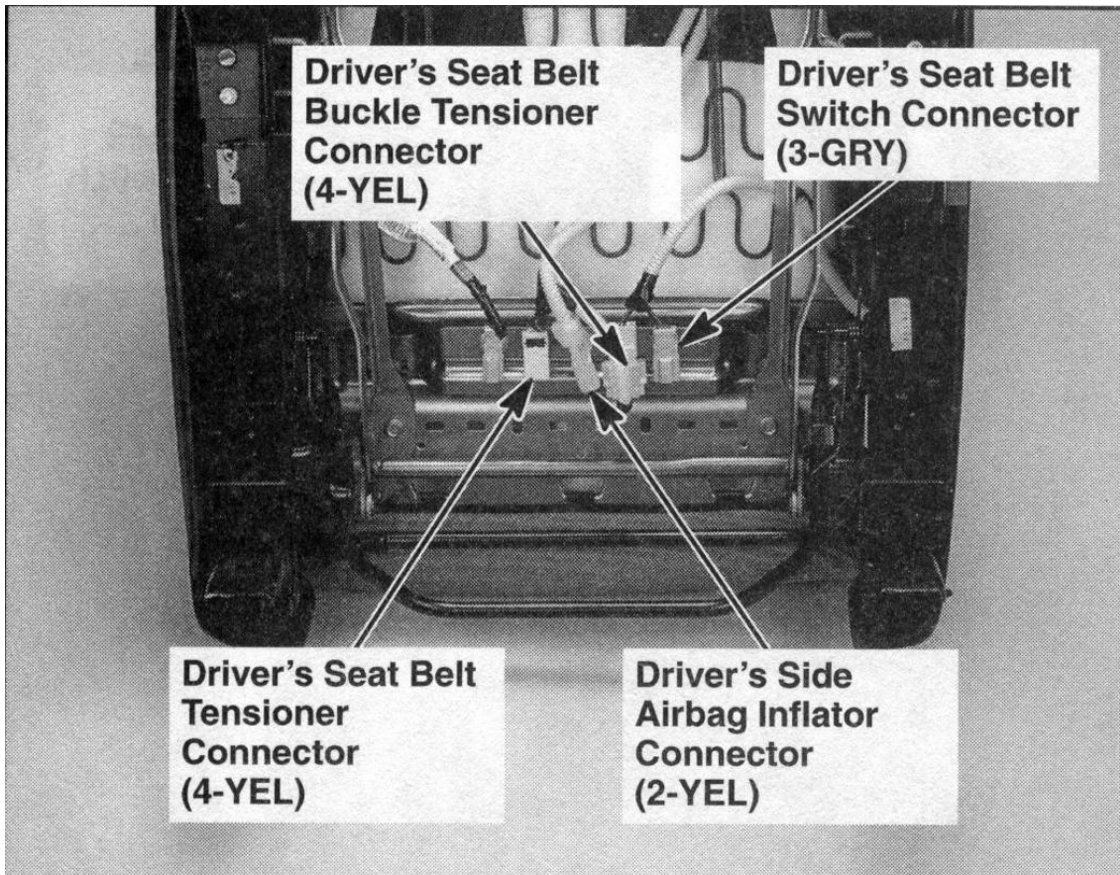
Courtesy of AMERICAN HONDA MOTOR CO., INC.



G00445817


Fig. 52: Left Rear Door

Courtesy of AMERICAN HONDA MOTOR CO., INC.



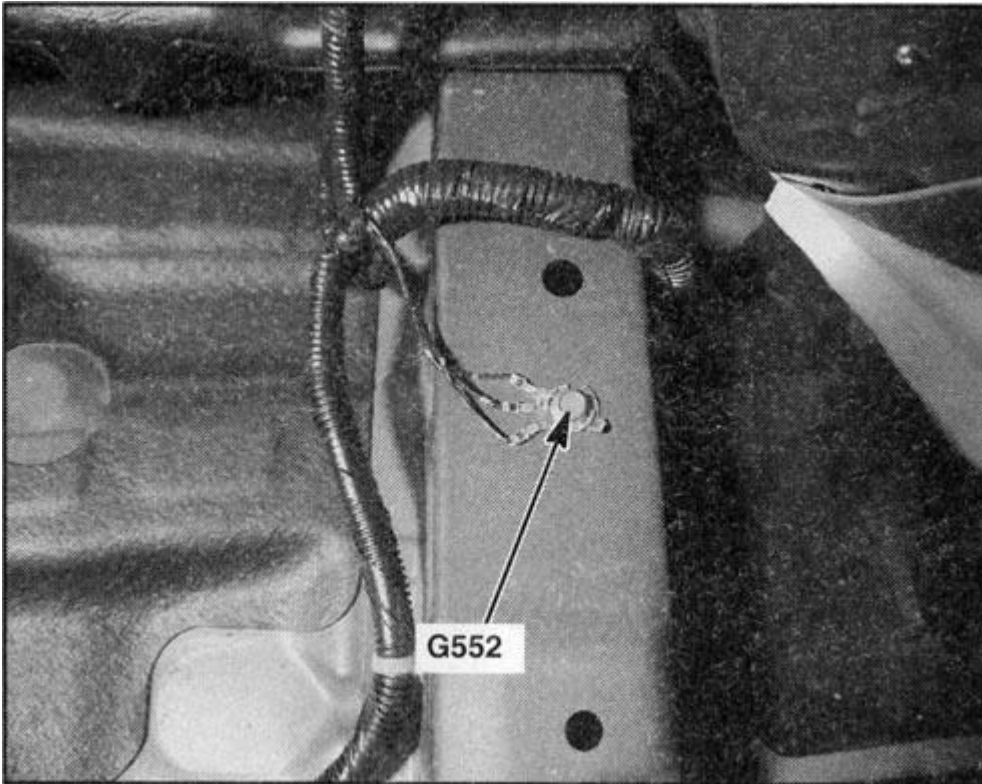
G00445808

Fig. 53: Under Driver's Seat
Courtesy of AMERICAN HONDA MOTOR CO., INC.




G00445812

Fig. 54: Under Front Passenger's Seat
Courtesy of AMERICAN HONDA MOTOR CO., INC.



G00268479


Fig. 55: Under Front Passenger's Seat
Courtesy of AMERICAN HONDA MOTOR CO., INC.



G00445802

Fig. 56: Under Center Console


Courtesy of AMERICAN HONDA MOTOR CO., INC.



G00268481

Fig. 57: Middle Of Floor


Courtesy of AMERICAN HONDA MOTOR CO., INC.



G00445820

Fig. 58: Left Quarterpanel (Right Similar)


Courtesy of AMERICAN HONDA MOTOR CO., INC.



G00445821

Fig. 59: Left Quarterpanel

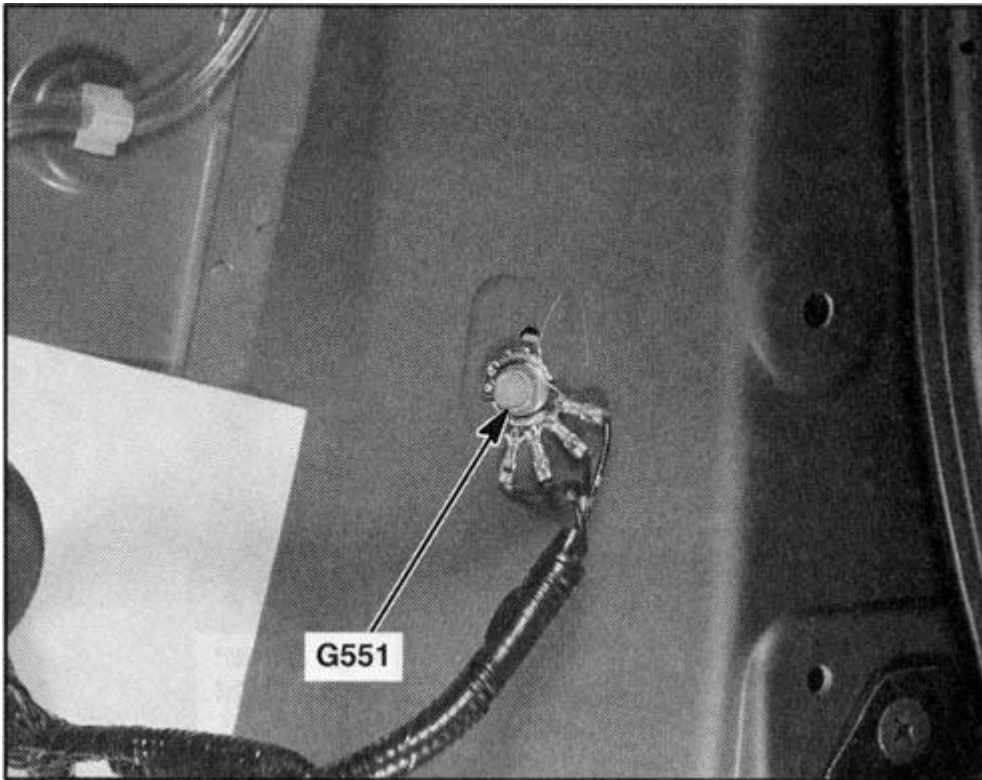
Courtesy of AMERICAN HONDA MOTOR CO., INC.



G00445819

Fig. 60: Left "D" Pillar


Courtesy of AMERICAN HONDA MOTOR CO., INC.



G00268486

Fig. 61: Right "D" Pillar


Courtesy of AMERICAN HONDA MOTOR CO., INC.



G00268487

Fig. 62: Middle Of Hatch


Courtesy of AMERICAN HONDA MOTOR CO., INC.



G00268488

Fig. 63: Left Side Of Tailgate


Courtesy of AMERICAN HONDA MOTOR CO., INC.



G00263919


Fig. 64: Right Side Of Tailgate

Courtesy of AMERICAN HONDA MOTOR CO., INC.




G00445766

Fig. 65: Behind Left Side Of Front Bumper
Courtesy of AMERICAN HONDA MOTOR CO., INC.



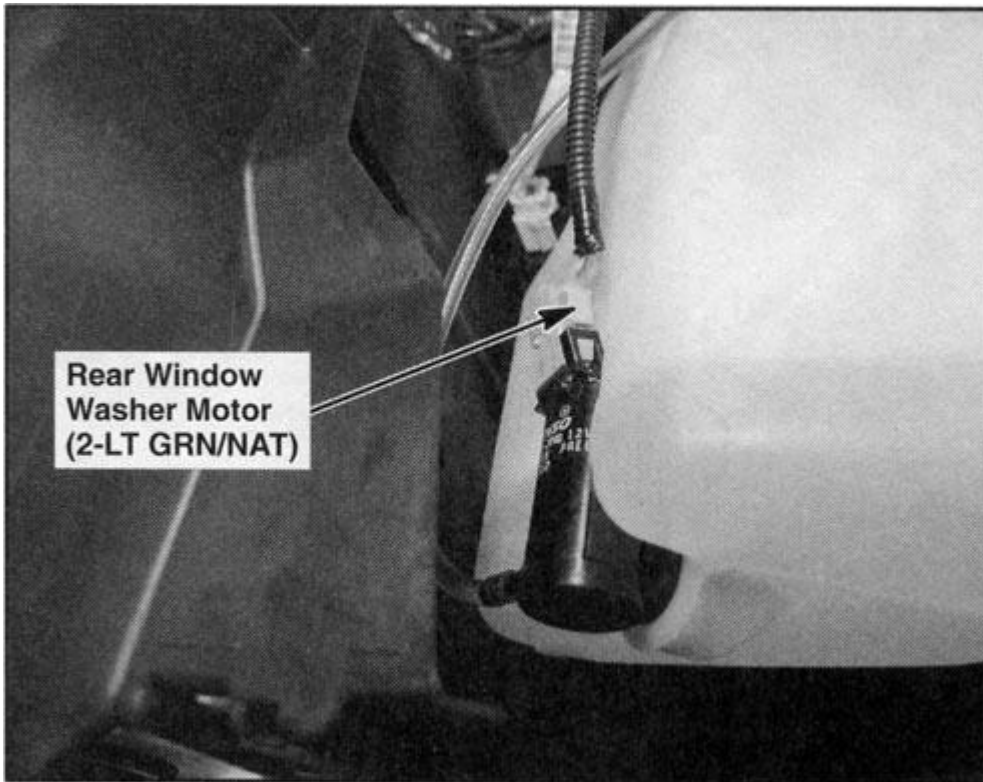
G00263921

Fig. 66: Behind Right Side Of Front Bumper
Courtesy of AMERICAN HONDA MOTOR CO., INC.




G00445767

Fig. 67: Behind Right Side Of Front Bumper
Courtesy of AMERICAN HONDA MOTOR CO., INC.




G00263923

Fig. 68: Behind Right Side Of Front Bumper
Courtesy of AMERICAN HONDA MOTOR CO., INC.



G00445770


Fig. 69: Right Side Of Engine Compartment
Courtesy of AMERICAN HONDA MOTOR CO., INC.



G00263925

Fig. 70: Right Side Of Engine

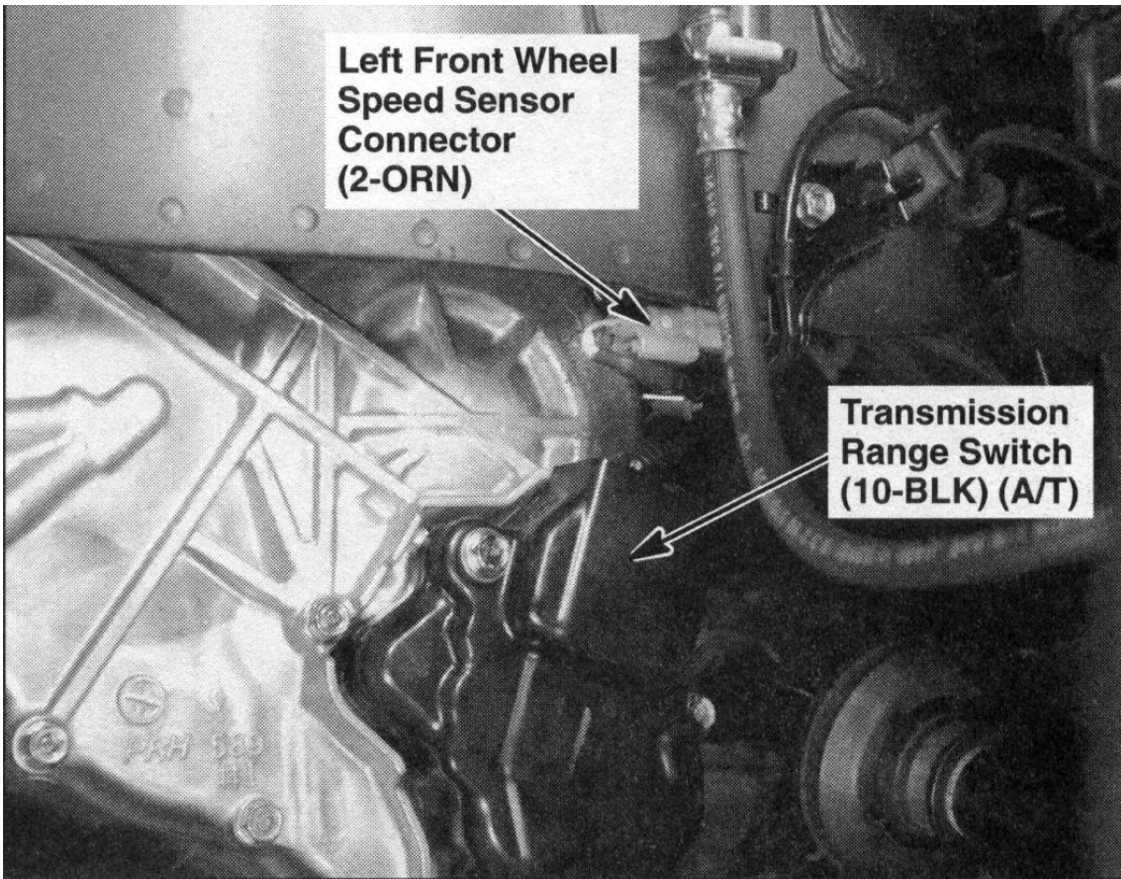
Courtesy of AMERICAN HONDA MOTOR CO., INC.



G00445775


Fig. 71: Front Of Engine Compartment

Courtesy of AMERICAN HONDA MOTOR CO., INC.



G00445774


Fig. 72: Left Side Of Engine Compartment
Courtesy of AMERICAN HONDA MOTOR CO., INC.



G00445771

Fig. 73: Transmission Housing (A/T)


Courtesy of AMERICAN HONDA MOTOR CO., INC.



G00263929

Fig. 74: Transmission Housing (A/T)


Courtesy of AMERICAN HONDA MOTOR CO., INC.



G00263930

Fig. 75: Under Middle Of Vehicle


Courtesy of AMERICAN HONDA MOTOR CO., INC.



G00263931

Fig. 76: Under Left Rear Of Vehicle (EX)


Courtesy of AMERICAN HONDA MOTOR CO., INC.



G00263932

Fig. 77: Under Left Rear Of Vehicle

Courtesy of AMERICAN HONDA MOTOR CO., INC.




EVAP
Canister Vent
Shut Valve
(2-BLK)

G00263933


Fig. 78: Under Left Rear Of Vehicle

Courtesy of AMERICAN HONDA MOTOR CO., INC.



G00430937


Fig. 79: Under Right Rear Of Vehicle (EX)
Courtesy of AMERICAN HONDA MOTOR CO., INC.



G00263935

Fig. 80: Transmission Housing (M/T)


Courtesy of AMERICAN HONDA MOTOR CO., INC.



G00445784

Fig. 81: Under Left Side Of Dash (M/T)

Courtesy of AMERICAN HONDA MOTOR CO., INC.



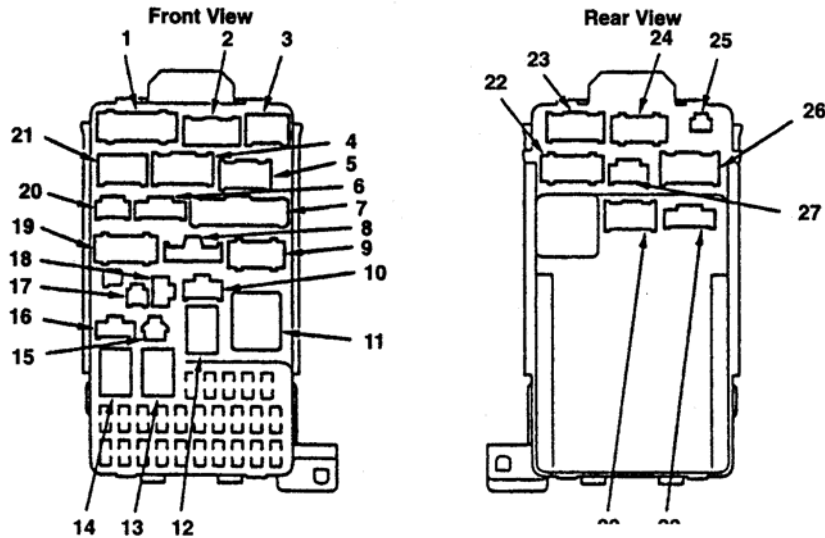
G00263943

Fig. 82: Front Of Engine Compartment

Courtesy of AMERICAN HONDA MOTOR CO., INC.

2007 Honda Element EX

2007 HONDA Element



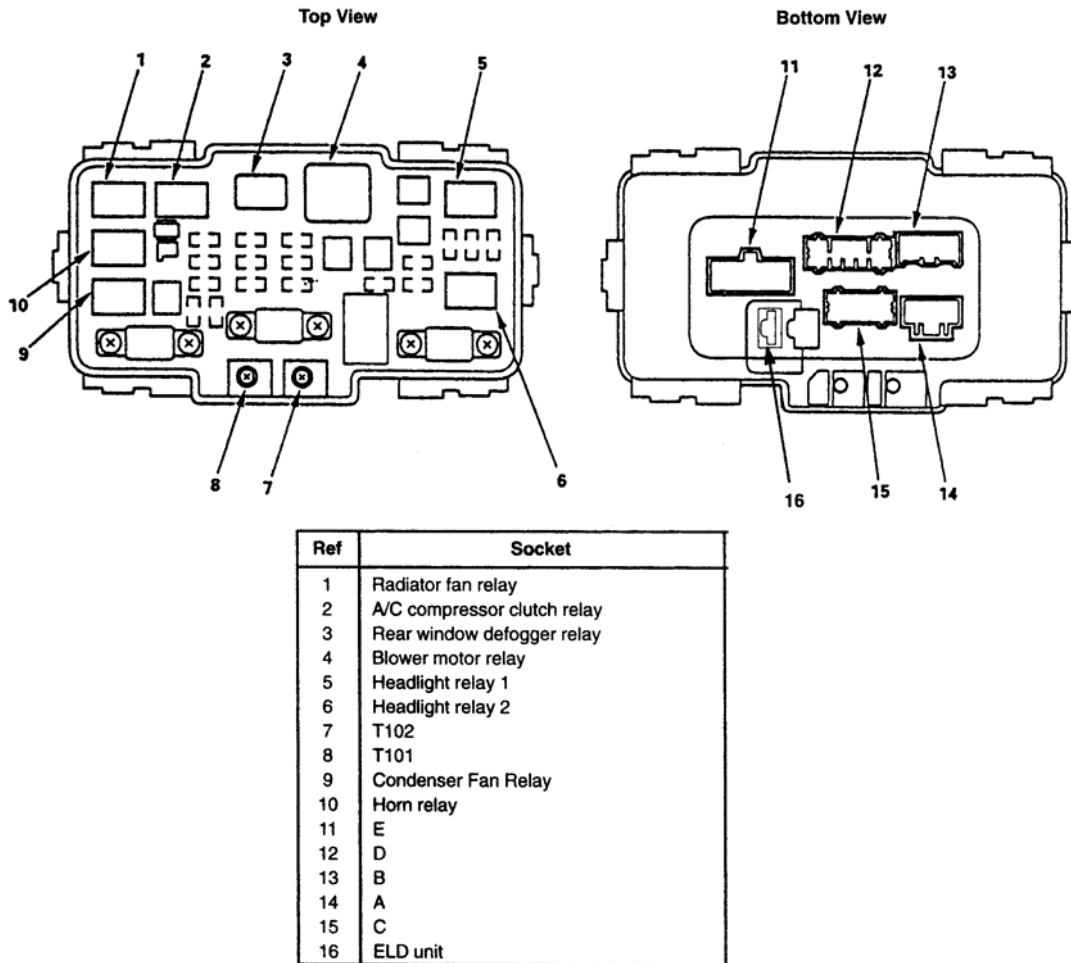
Ref	Socket
1	C
2	A
3	B
4	D
5	E
6	Q
7	P
8	H
9	G
10	R
11	Turn signal/hazard relay
12	Power window relay
13	Taillight relay
14	Starter cut relay
15	U
16	V
17	W (MES connector)
18	T
19	F
20	I (EX)
21	J
22	M
23	K
24	L
25	S
26	O
27	N
28	X
29	Y

G00292073

Fig. 83: Underdash Fuse/Relay Box
 Courtesy of AMERICAN HONDA MOTOR CO., INC.


2007 Honda Element EX

2007 HONDA Element



G00292074


Fig. 84: Underhood Fuse/Relay Box
 Courtesy of AMERICAN HONDA MOTOR CO., INC.



G00445818


Fig. 85: Right Rear Door

Courtesy of AMERICAN HONDA MOTOR CO., INC.




G00430913

Fig. 86: Left Side Of Engine Compartment
Courtesy of AMERICAN HONDA MOTOR CO., INC.




G00430918

Fig. 87: In Steering Column Cover
Courtesy of AMERICAN HONDA MOTOR CO., INC.



G00430919

Fig. 88: In Steering Column Cover
Courtesy of AMERICAN HONDA MOTOR CO., INC.




G00430920

Fig. 89: Middle Of Dash

Courtesy of AMERICAN HONDA MOTOR CO., INC.

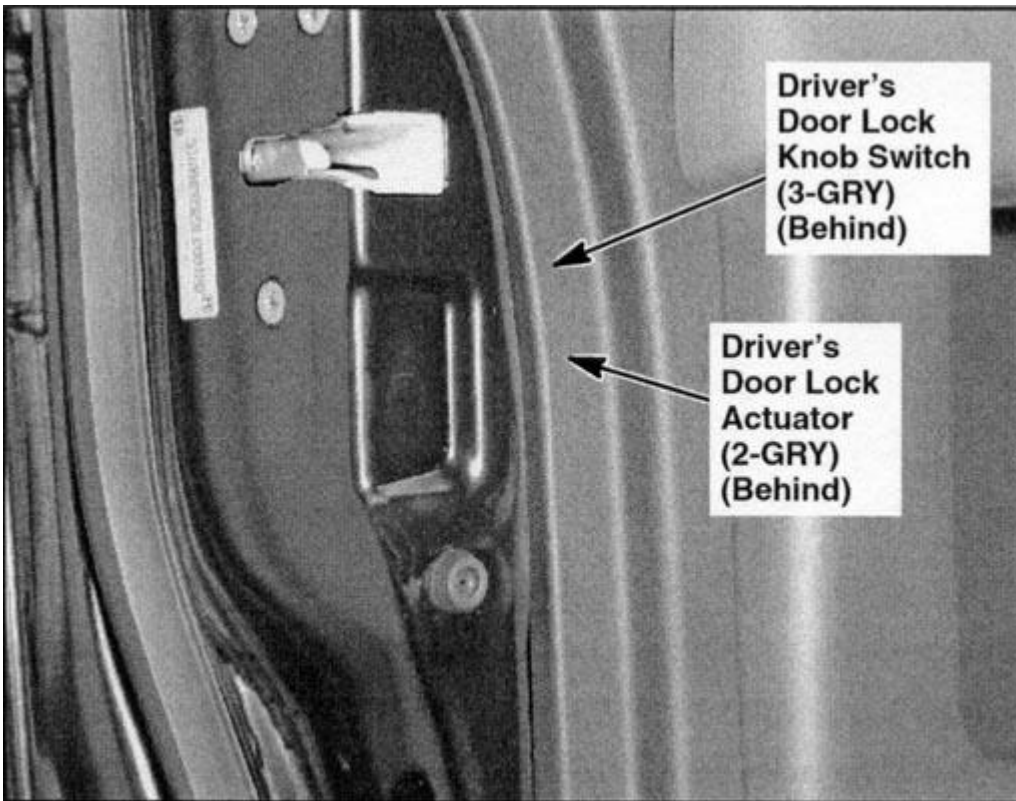
2007 Honda Element EX

2007 HONDA Element



G00430925


Fig. 90: Driver's Door (Front Passenger's Similar)
Courtesy of AMERICAN HONDA MOTOR CO., INC.



G00430926

Fig. 91: Driver's Door

Courtesy of AMERICAN HONDA MOTOR CO., INC.




G00430927

Fig. 92: Front Passenger's Door

Courtesy of AMERICAN HONDA MOTOR CO., INC.

2007 Honda Element EX


2007 HONDA Element



G00430928


Fig. 93: Left Rear Door (Right Similar)

Courtesy of AMERICAN HONDA MOTOR CO., INC.




G00430929

Fig. 94: Left Rear Door
Courtesy of AMERICAN HONDA MOTOR CO., INC.



G00430930


Fig. 95: Right Rear Door
Courtesy of AMERICAN HONDA MOTOR CO., INC.



G00430933

Fig. 96: Left Side Of Hatch


Courtesy of AMERICAN HONDA MOTOR CO., INC.



G00430934

Fig. 97: Right Side Of Hatch

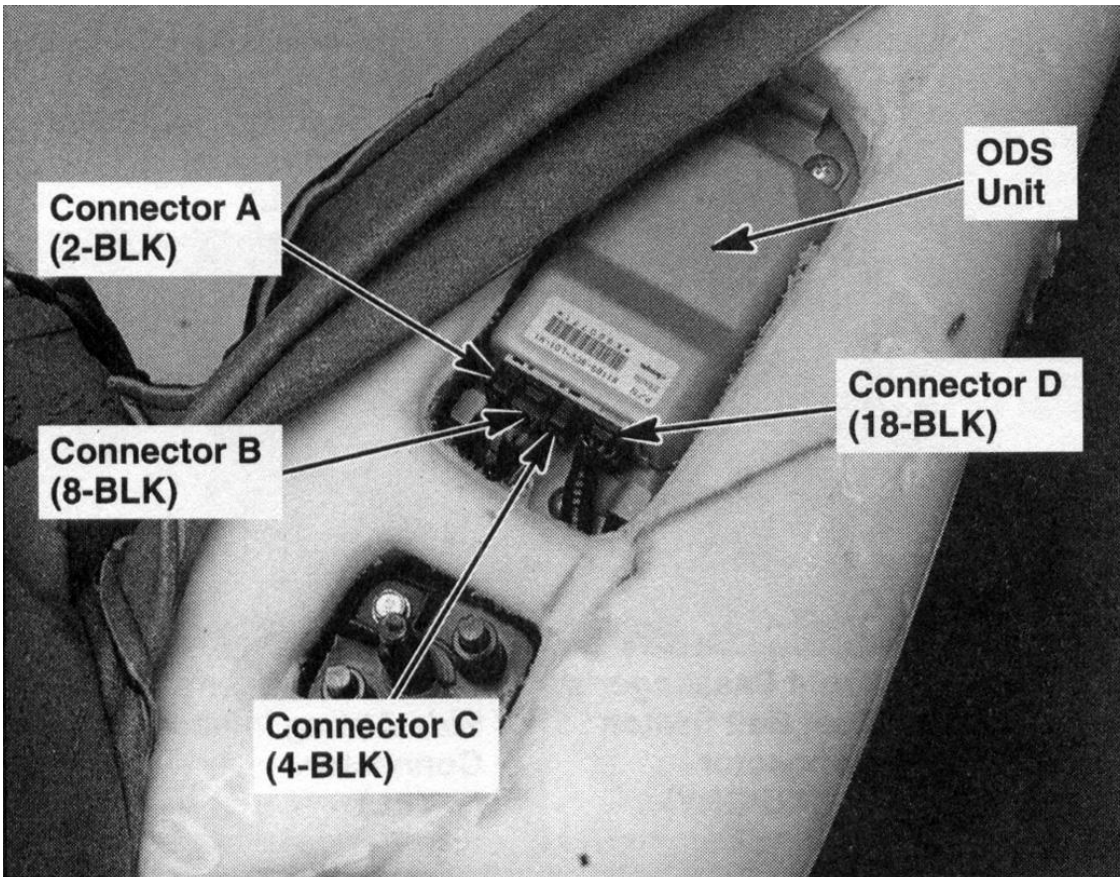
Courtesy of AMERICAN HONDA MOTOR CO., INC.



G00430935


Fig. 98: Middle Of Hatch

Courtesy of AMERICAN HONDA MOTOR CO., INC.




G00445814

Fig. 99: Left Side Of Front Passenger's Seat
Courtesy of AMERICAN HONDA MOTOR CO., INC.



G00430944

Fig. 100: Right Quarterpanel (USA: EX & SC)
Courtesy of AMERICAN HONDA MOTOR CO., INC.




Trailer
Lighting
Connector
(Option)
(4-GRY)

G00445825

Fig. 101: Rear Of Cargo Area


Courtesy of AMERICAN HONDA MOTOR CO., INC.



G00430947

Fig. 102: Right Side Of Engine


Courtesy of AMERICAN HONDA MOTOR CO., INC.



G00445773


Fig. 103: Transmission Housing (M/T)

Courtesy of AMERICAN HONDA MOTOR CO., INC.




G00445777

Fig. 104: Left Front Of Engine Compartment (Right Similar)
Courtesy of AMERICAN HONDA MOTOR CO., INC.



G00445778


Fig. 105: Right Rear Of Engine Compartment
Courtesy of AMERICAN HONDA MOTOR CO., INC.



G00445779


Fig. 106: Transmission Housing (M/T)

Courtesy of AMERICAN HONDA MOTOR CO., INC.



G00445780


Fig. 107: Right Side Of Engine Compartment
Courtesy of AMERICAN HONDA MOTOR CO., INC.



G00445782


Fig. 108: Behind Left Side Of Dash

Courtesy of AMERICAN HONDA MOTOR CO., INC.



G00445788


Fig. 109: Under Steering Column Cover
Courtesy of AMERICAN HONDA MOTOR CO., INC.



G00445790

Fig. 110: Under Middle Of Dash (A/T)

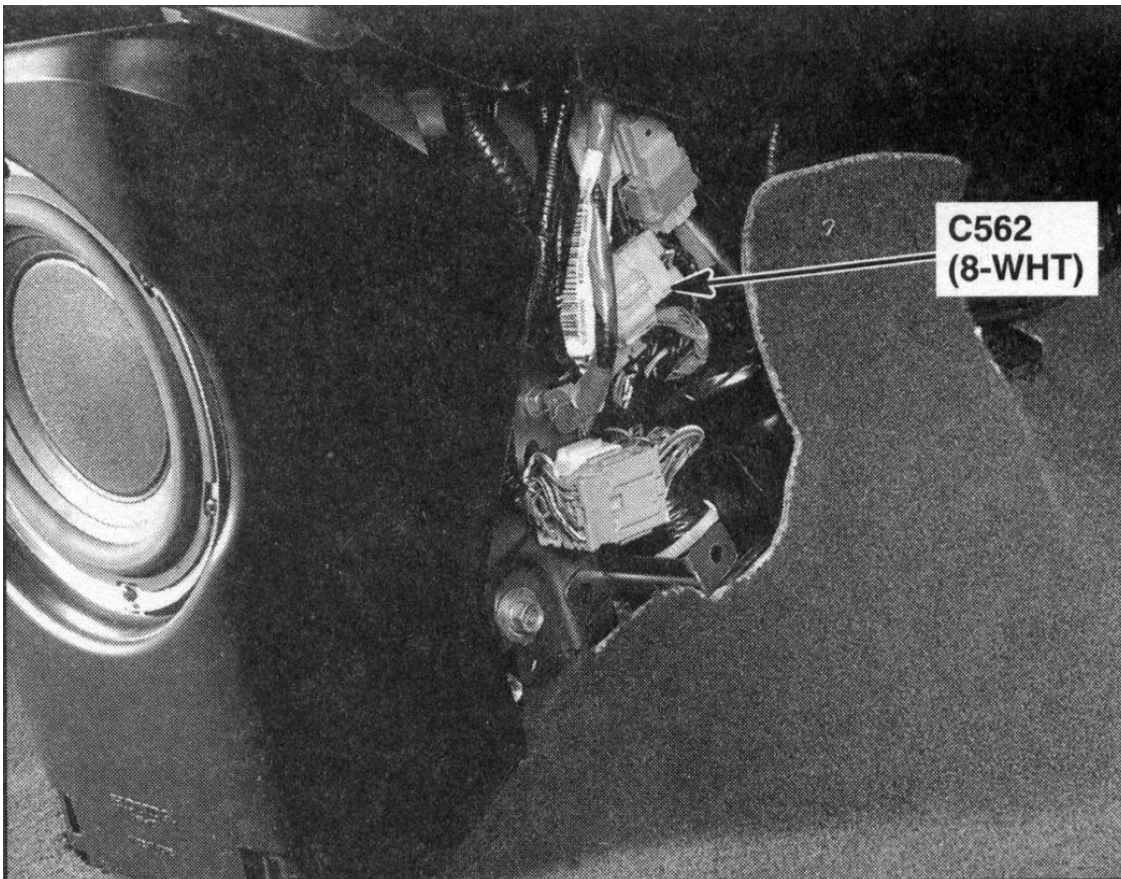
Courtesy of AMERICAN HONDA MOTOR CO., INC.



G00445792

Fig. 111: Under Left Side Of Dash


Courtesy of AMERICAN HONDA MOTOR CO., INC.



G00445797


Fig. 112: Under Middle Of Dash (SC)

Courtesy of AMERICAN HONDA MOTOR CO., INC.



G00445798


Fig. 113: Under Center Console (SC)
Courtesy of AMERICAN HONDA MOTOR CO., INC.



G00445799

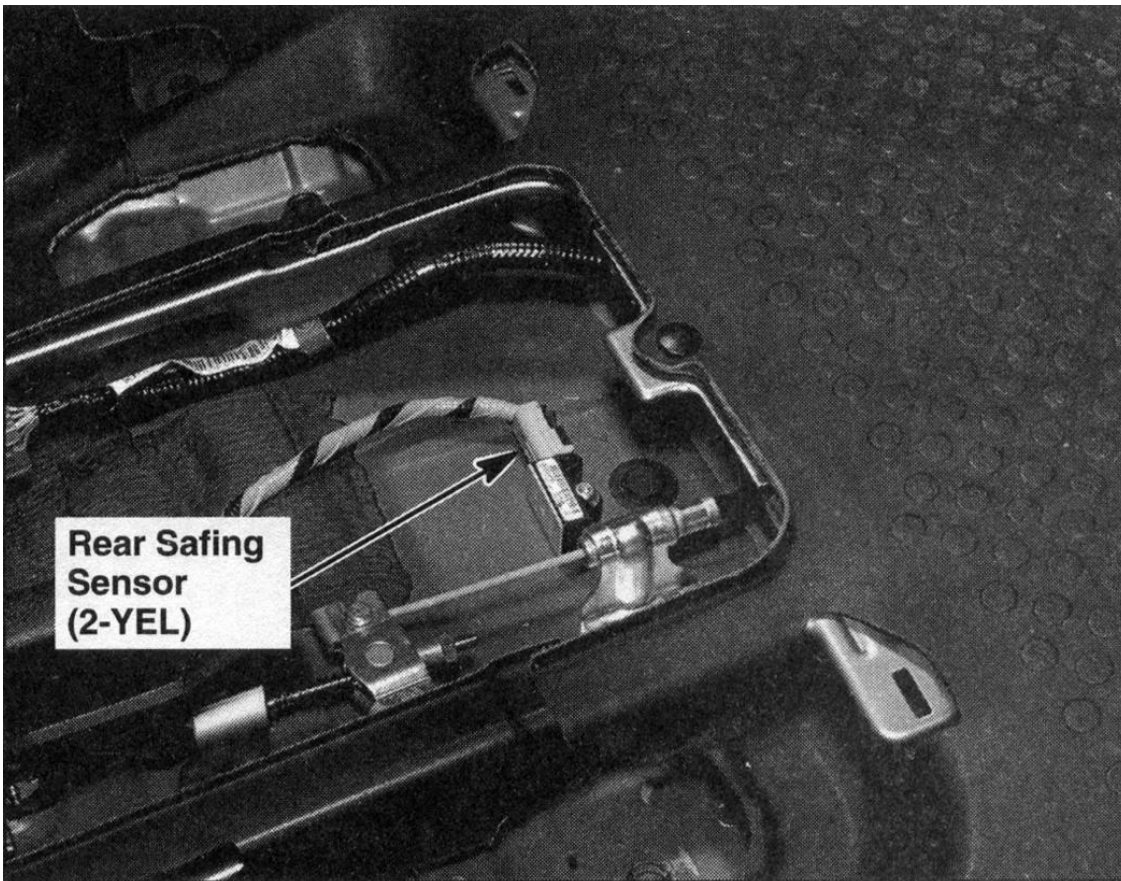
Fig. 114: Under Middle Of Dash

Courtesy of AMERICAN HONDA MOTOR CO., INC.



G00445800


Fig. 115: Under Middle Of Dash
Courtesy of AMERICAN HONDA MOTOR CO., INC.



G00445803

Fig. 116: Under Center Console


Courtesy of AMERICAN HONDA MOTOR CO., INC.



G00445809


Fig. 117: Right Side Of Floor (Left Similar)

Courtesy of AMERICAN HONDA MOTOR CO., INC.



G00445810


Fig. 118: Under Driver's Seat
Courtesy of AMERICAN HONDA MOTOR CO., INC.



G00445811


Fig. 119: Left Side Of Floor

Courtesy of AMERICAN HONDA MOTOR CO., INC.




G00445813

Fig. 120: Under Front Passenger's Seat
Courtesy of AMERICAN HONDA MOTOR CO., INC.



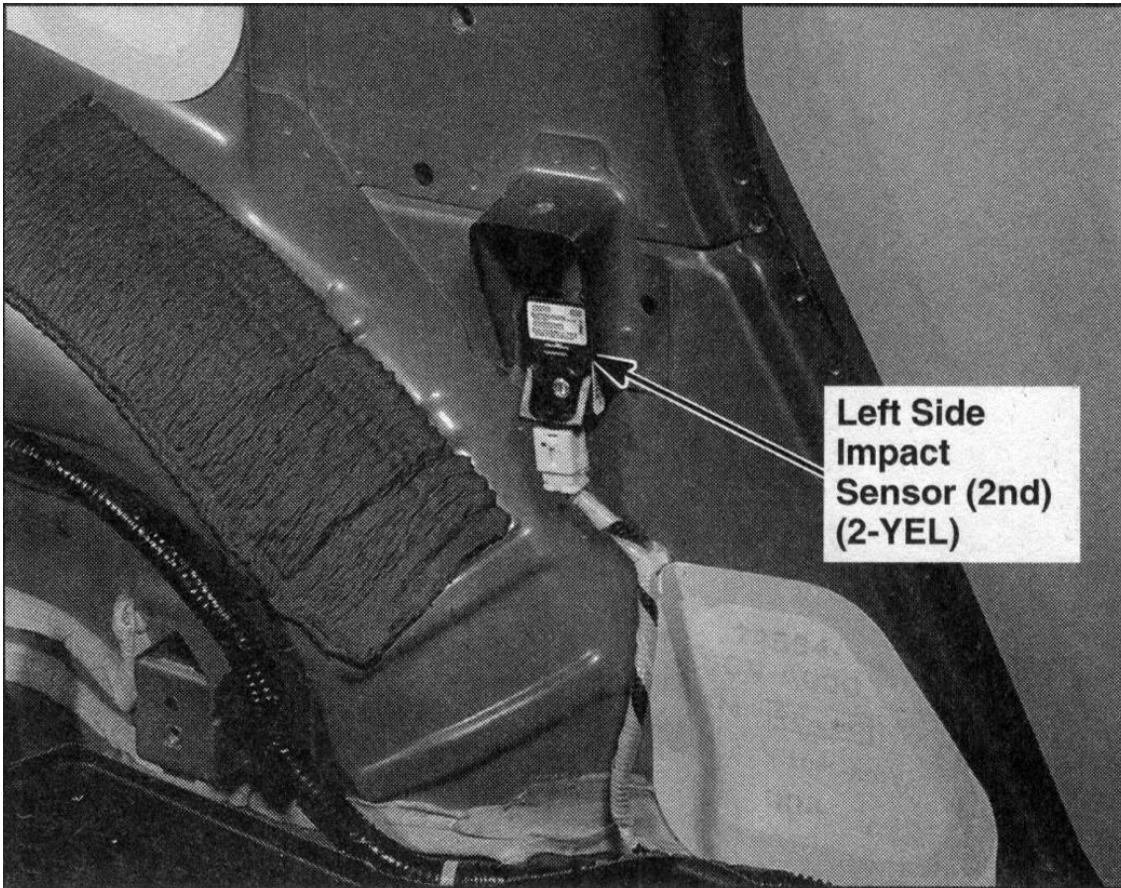
G00445815

Fig. 121: Under Front Passenger's Seat
Courtesy of AMERICAN HONDA MOTOR CO., INC.



G00445816

Fig. 122: Left Rear Door (Right Similar)
Courtesy of AMERICAN HONDA MOTOR CO., INC.



G00445822


Fig. 123: Left Quarterpanel (Right Similar)
Courtesy of AMERICAN HONDA MOTOR CO., INC.



G00445823


Fig. 124: Left Rear Of Roof

Courtesy of AMERICAN HONDA MOTOR CO., INC.



G00445824

Fig. 125: Left Rear Of Roof (Right Similar)
Courtesy of AMERICAN HONDA MOTOR CO., INC.



G00445826

Fig. 126: Right Quarterpanel

Courtesy of AMERICAN HONDA MOTOR CO., INC.