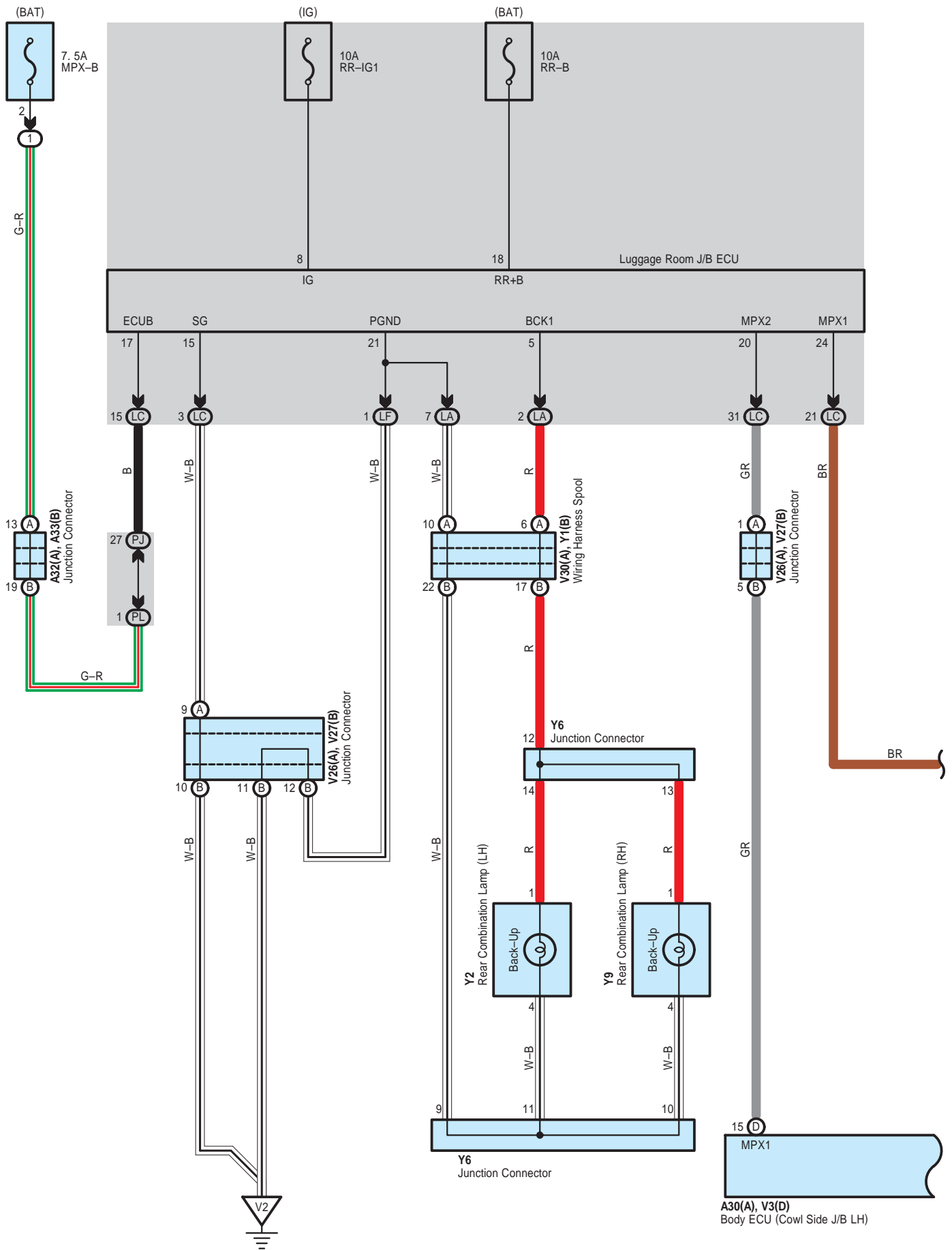
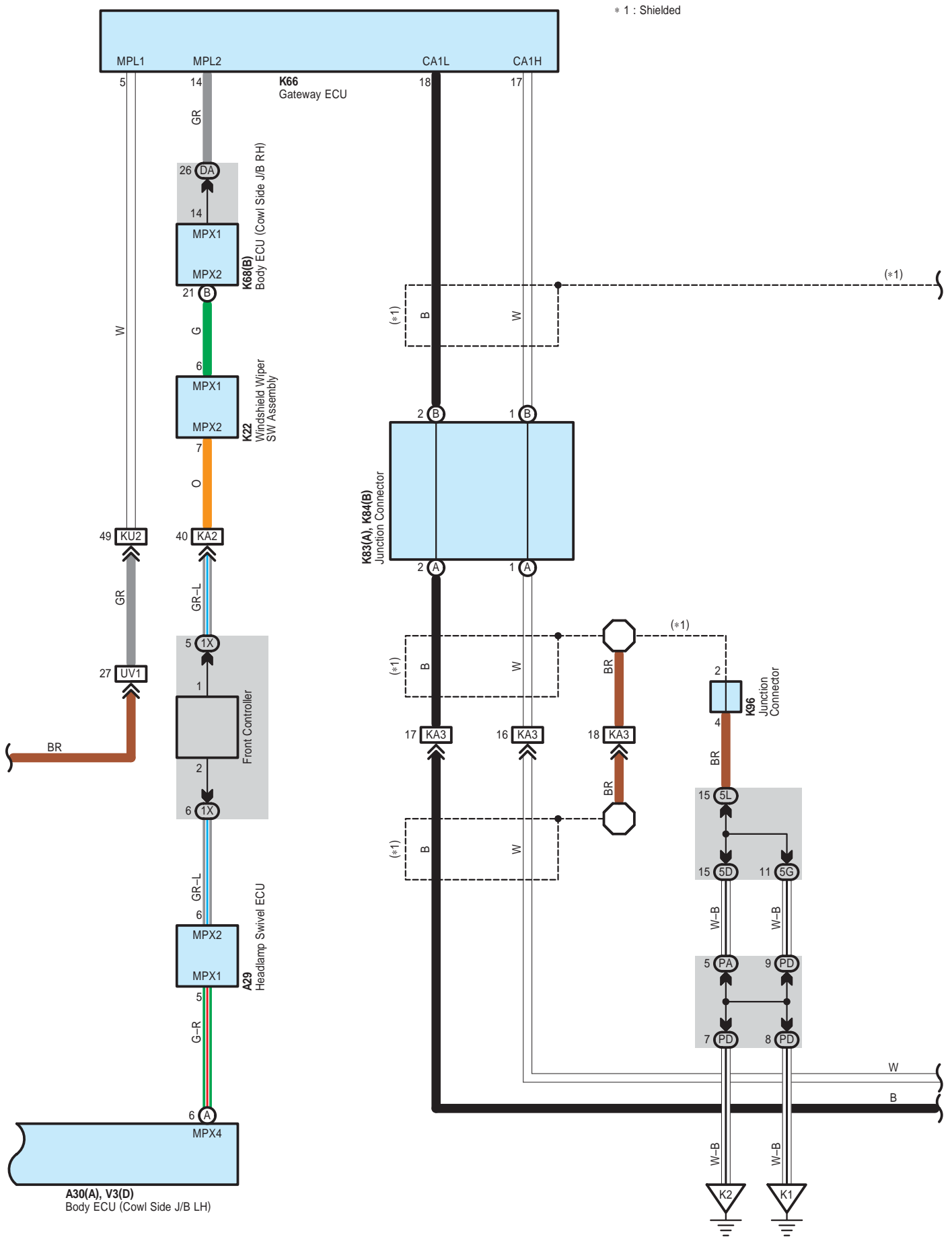


Back-Up Light

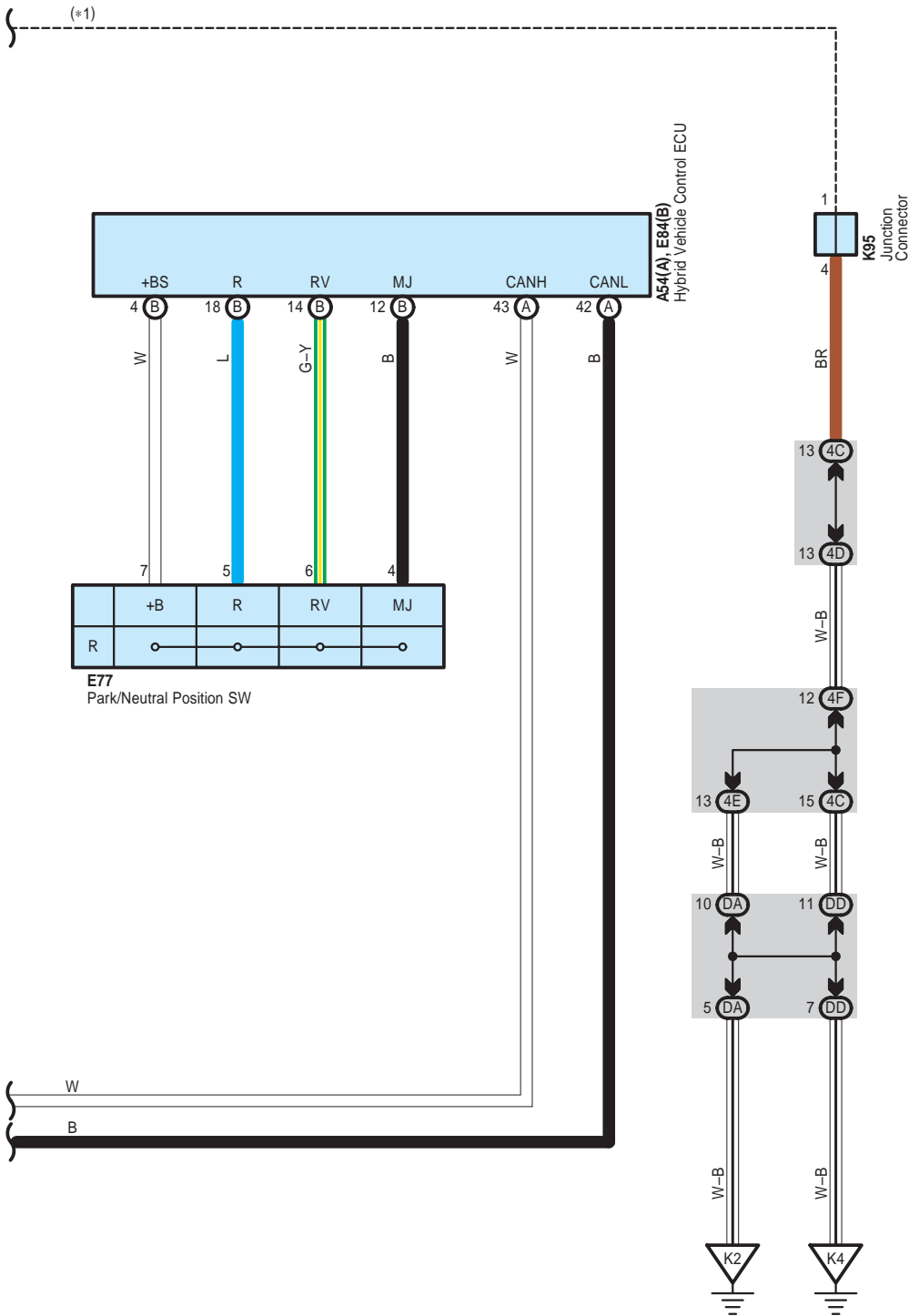




* 1 : Shielded

Back-Up Light

* 1 : Shielded



 : Parts Location

Code	See Page	Code	See Page	Code	See Page
A29	84	K66	86	V27	B 91
A30	A 84	K68	B 86	V30	A 91
A32	A 84	K83	A 78, 86	Y1	B 92
A33	B 84	K84	B 78, 86	Y2	92
A54	A 80	K95	86	Y6	92
E77	81	K96	86	Y9	92
E84	B 81	V3	D 87		
K22	85	V26	A 91		

 : Relay Blocks

Code	See Page	Relay Blocks (Relay Block Location)
1	24	Engine Room R/B No.1 (Engine Compartment Left)

 : Junction Block and Wire Harness Connector

Code	See Page	Junction Block and Wire Harness (Connector Location)
1X	29	Engine Room Main Wire and Engine Room J/B No.1 (Engine Compartment left)
4C	70	Instrument Panel Wire and Center J/B RH (Right Side of the Instrument Panel Reinforcement)
4D		
4E		
4F		
5D	66	Instrument Panel Wire and Center J/B LH (Right Side of the Instrument Panel Reinforcement)
5G		
5L		
DA	55	Instrument Panel Wire and Cowl Side J/B RH (Behind the Glove Box)
DD		
LA	62	Floor No.2 Wire and Luggage Room J/B (Left Side of the Quarter Panel)
LC	63	
LF		
PA	49	Instrument Panel Wire and Cowl Side J/B LH (Lower Finish Panel)
PD		
PJ	50	Floor No.2 Wire and Cowl Side J/B LH (Lower Finish Panel)
PL	50	Engine Room Main Wire and Cowl Side J/B LH (Lower Finish Panel)

 : Connector Joining Wire Harness and Wire Harness

Code	See Page	Joining Wire Harness and Wire Harness (Connector Location)
KA2	97	Instrument Panel Wire and Engine Room Main Wire (Left Kick Panel)
KA3	97	Instrument Panel Wire and Engine Room Main Wire (Right Kick Panel)
KU2	97	Instrument Panel Wire and Floor No.1 Wire (Right Kick Panel)
UV1	98	Floor No.1 Wire and Floor No.2 Wire (Center of the Rear Floor Partition Panel)

 : Ground Points

Code	See Page	Ground Points Location
K1	97	Left Kick Panel
K2	97	Left Side of the Shift Lever
K4	97	Right Kick Panel
V2	98	Roof Side Inner Panel LH