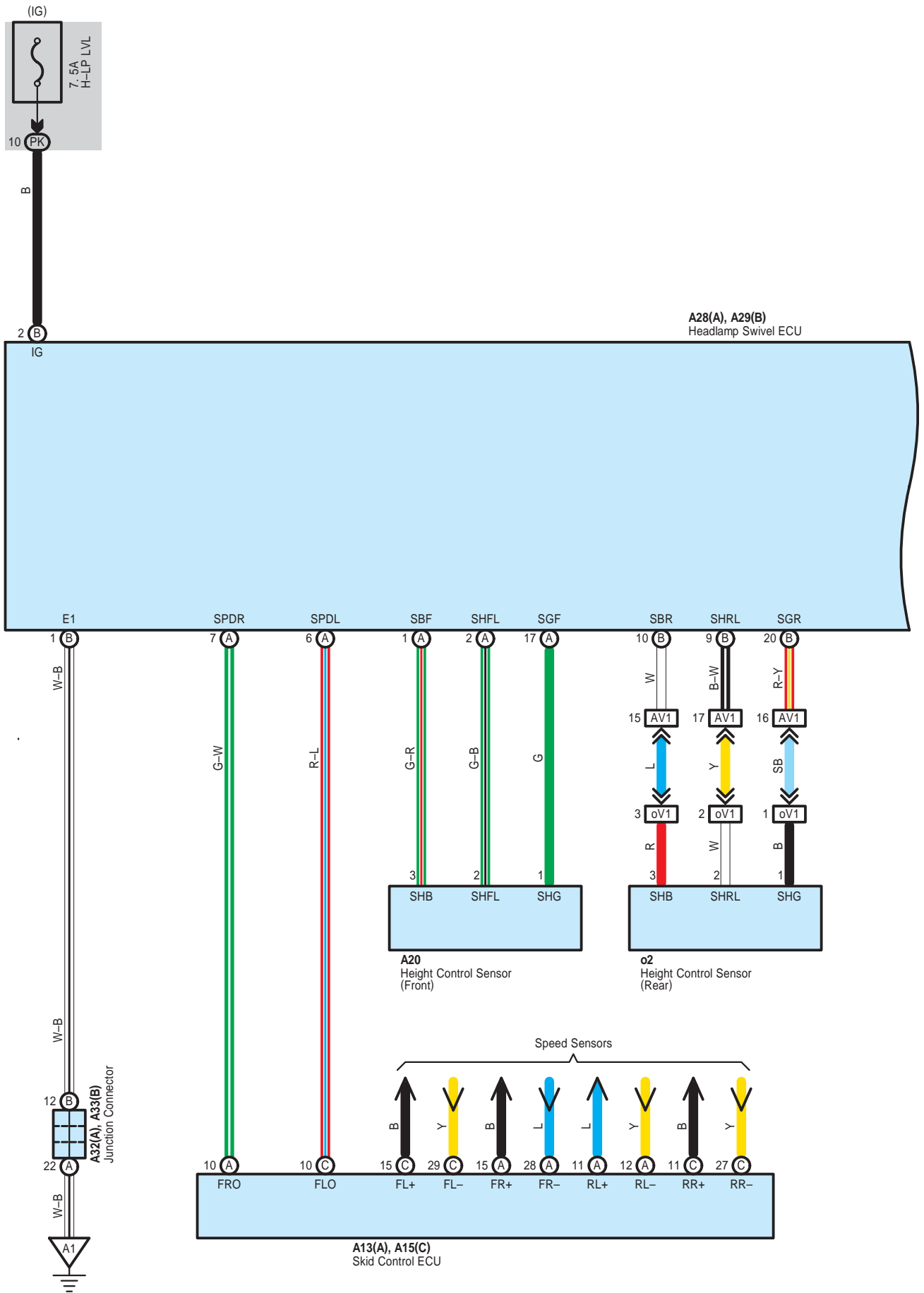
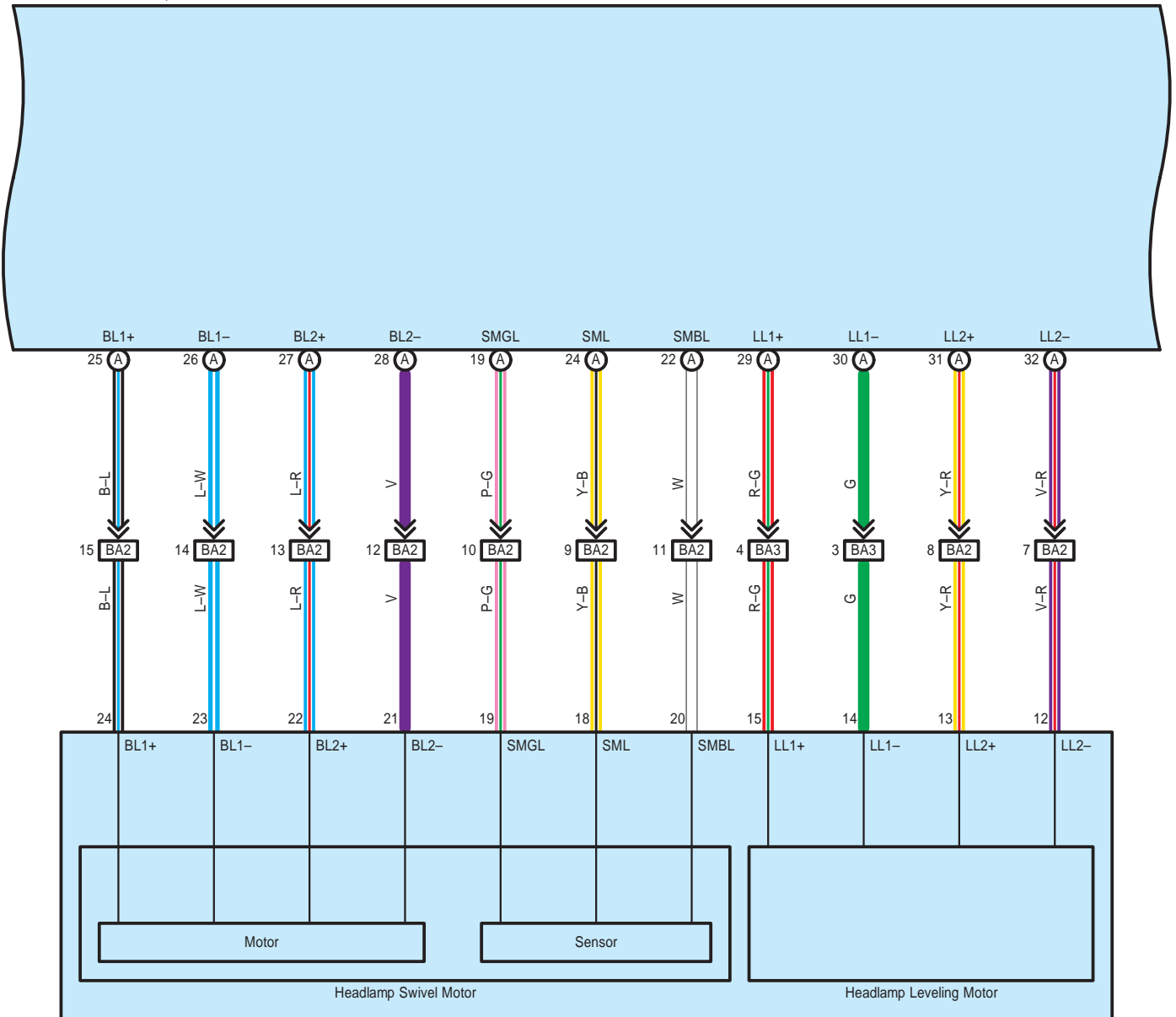


Adaptive Front-Lighting System




A28(A), A29(B)
Headlamp Swivel ECU



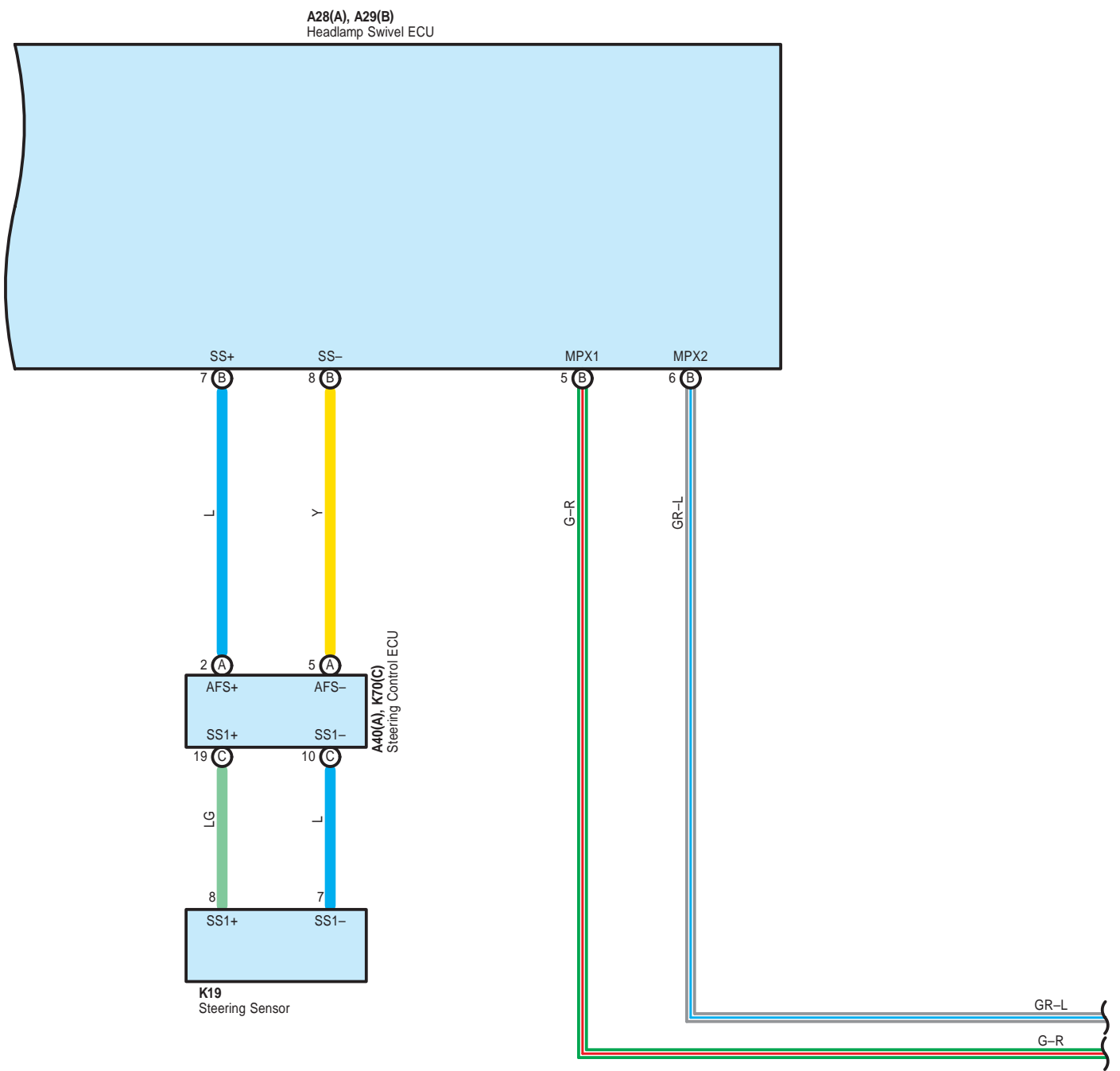
B11
Headlamp Assembly (LH)

Adaptive Front-Lighting System

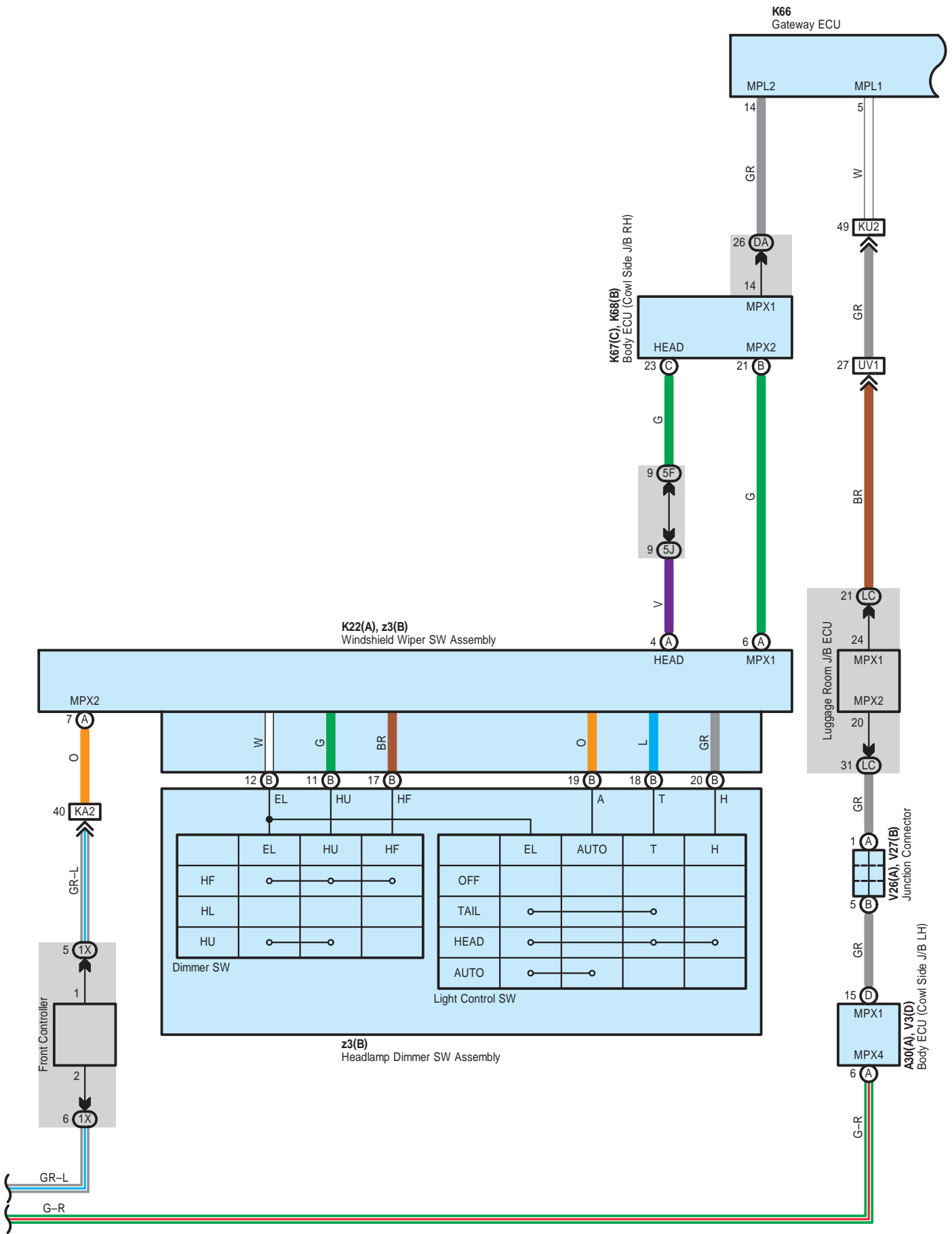
A28(A), A29(B)
Headlamp Swivel ECU

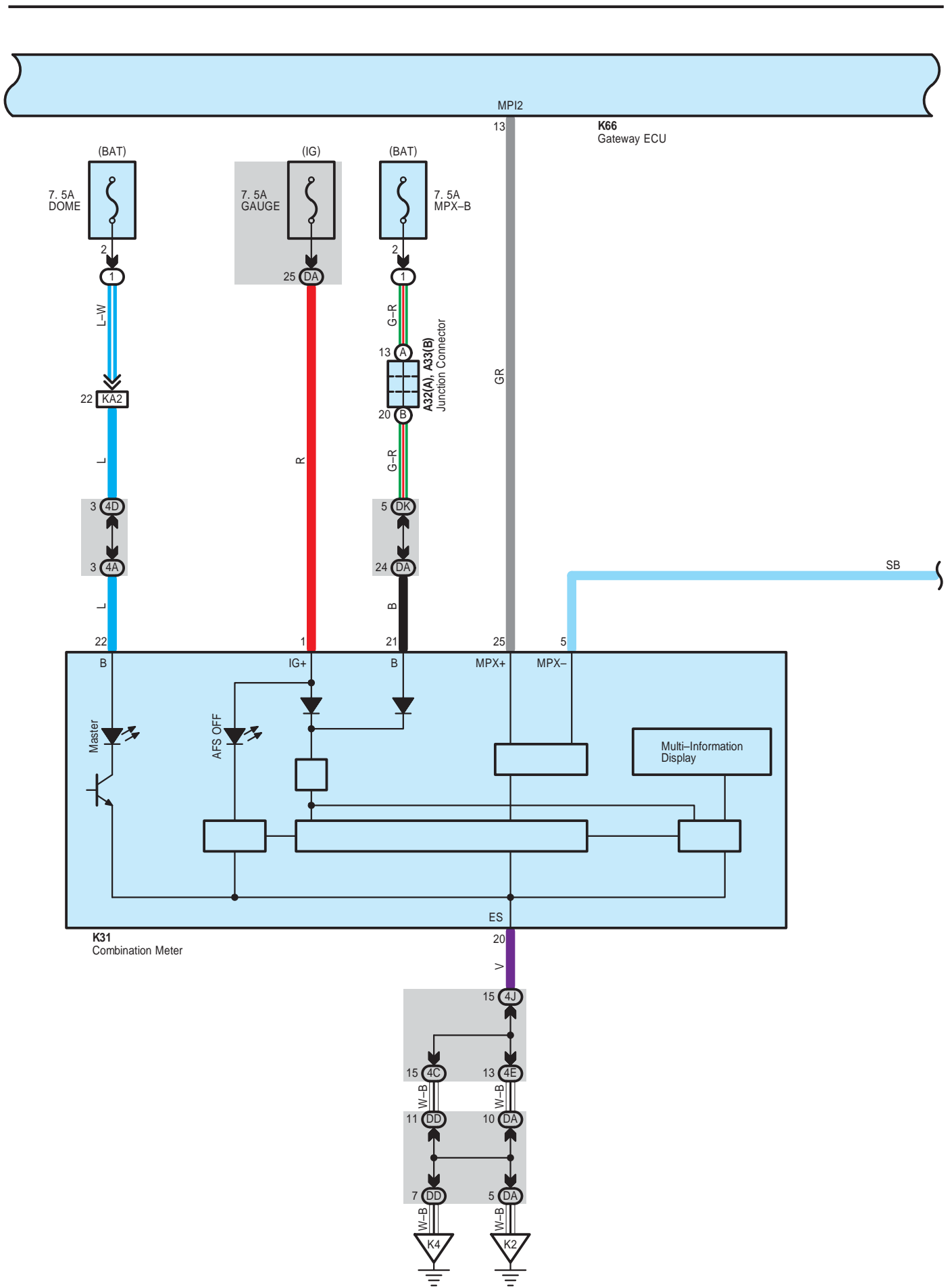


B2
Headlamp Assembly (RH)



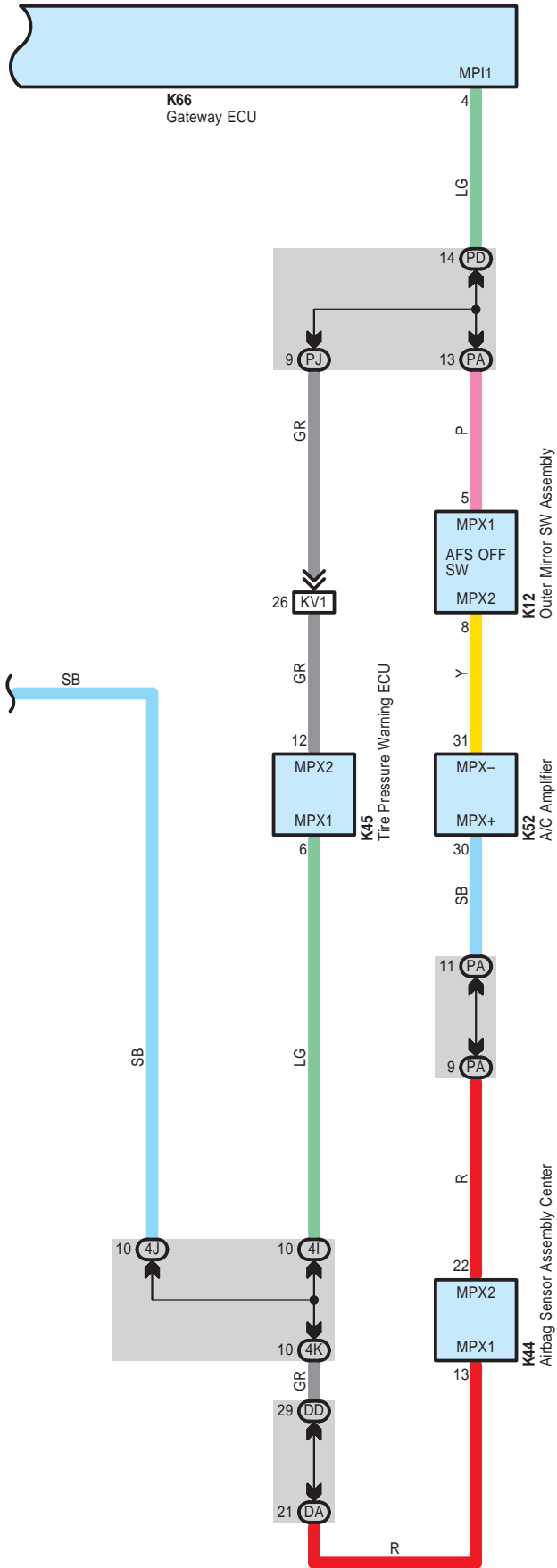
Adaptive Front-Lighting System





LEXUS GS 450h (EM02D0U)

Adaptive Front-Lighting System



System Outline

The adaptive front-lighting system ensures the optimized light distribution according to the individual driving situation by automatically adjusting horizontal low beam to pattern for specific driving conditions, such as speed and vehicle direction.

: Parts Location

Code		See Page	Code		See Page	Code		See Page
A13	A	80	B2	82	K66		86	
A15	C	80	B11	82	K67	C	86	
A20		80	K12	85	K68	B	86	
A28	A	84	K19	85	K70	C	86	
A29	B	84	K22	A	85	V3	D	87
A30	A	84	K31	85	V26	A	91	
A32	A	84	K44	86	V27	B	91	
A33	B	84	K45	86	o2		93	
A40	A	84	K52	86	z3	B	87	

: Relay Blocks

Code	See Page	Relay Blocks (Relay Block Location)
1	24	Engine Room R/B No.1 (Engine Compartment Left)

: Junction Block and Wire Harness Connector

Code	See Page	Junction Block and Wire Harness (Connector Location)
1X	29	Engine Room Main Wire and Engine Room J/B No. 1 (Engine Compartment left)
4A	70	Instrument Panel Wire and Center J/B RH (Right Side of the Instrument Panel Reinforcement)
4C		
4D		
4E		
4I		
4J		
4K		
5F	66	Instrument Panel Wire and Center J/B LH (Right Side of the Instrument Panel Reinforcement)
5J	55	Instrument Panel Wire and Cowl Side J/B RH (Behind the Glove Box)
DA		
DD	56	Engine Room Main Wire and Cowl Side J/B RH (Behind the Glove Box)
DK		
LC	63	Floor No.2 Wire and Luggage Room J/B (Left Side of the Quarter Panel)
PA	49	Instrument Panel Wire and Cowl Side J/B LH (Lower Finish Panel)
PD		
PJ	50	Floor No.2 Wire and Cowl Side J/B LH (Lower Finish Panel)
PK	50	Engine Room Main Wire and Cowl Side J/B LH (Lower Finish Panel)

: Connector Joining Wire Harness and Wire Harness

Code	See Page	Joining Wire Harness and Wire Harness (Connector Location)
AV1	97	Engine Room Main Wire and Floor No.2 Wire (Cowl Side Panel LH)
BA2	96	Engine Room No.2 Wire and Engine Room Main Wire (Inside of the Engine Room R/B No.2)
BA3		
KA2	97	Instrument Panel Wire and Engine Room Main Wire (Left Kick Panel)
KU2	97	Instrument Panel Wire and Floor No.1 Wire (Right Kick Panel)
KV1	97	Instrument Panel Wire and Floor No.2 Wire (Left Kick Panel)
UV1	98	Floor No.1 Wire and Floor No.2 Wire (Center of the Rear Floor Partition Panel)
oV1	98	Skid Control Sensor Wire Rear RH and Floor No.2 Wire (Left Side of the Rear Floor Partition Panel)

Adaptive Front–Lighting System



: Ground Points

Code	See Page	Ground Points Location
A1	96	Left Side of the Dash Panel
K2	97	Left Side of the Shift Lever
K4	97	Right Kick Panel

