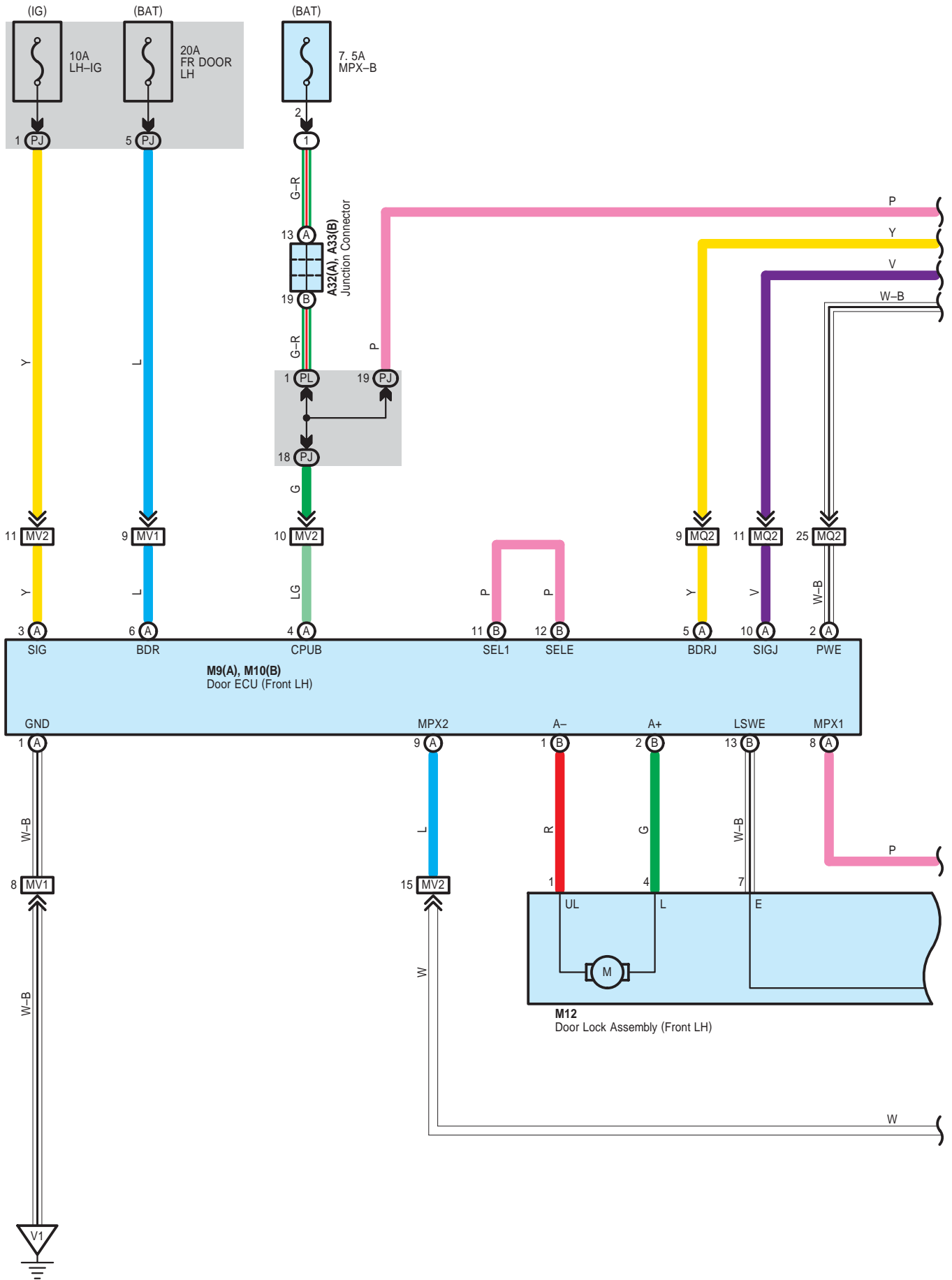
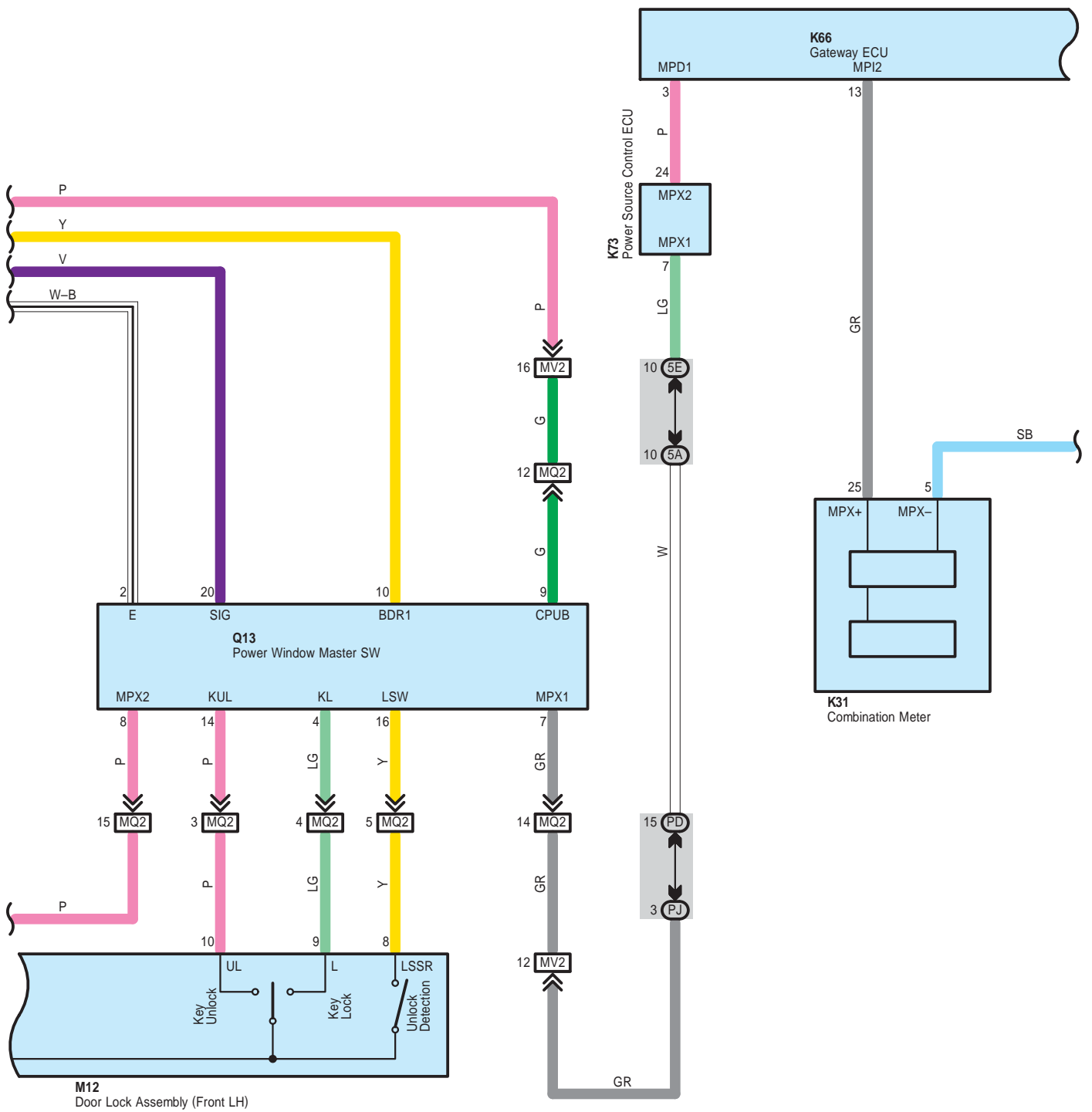
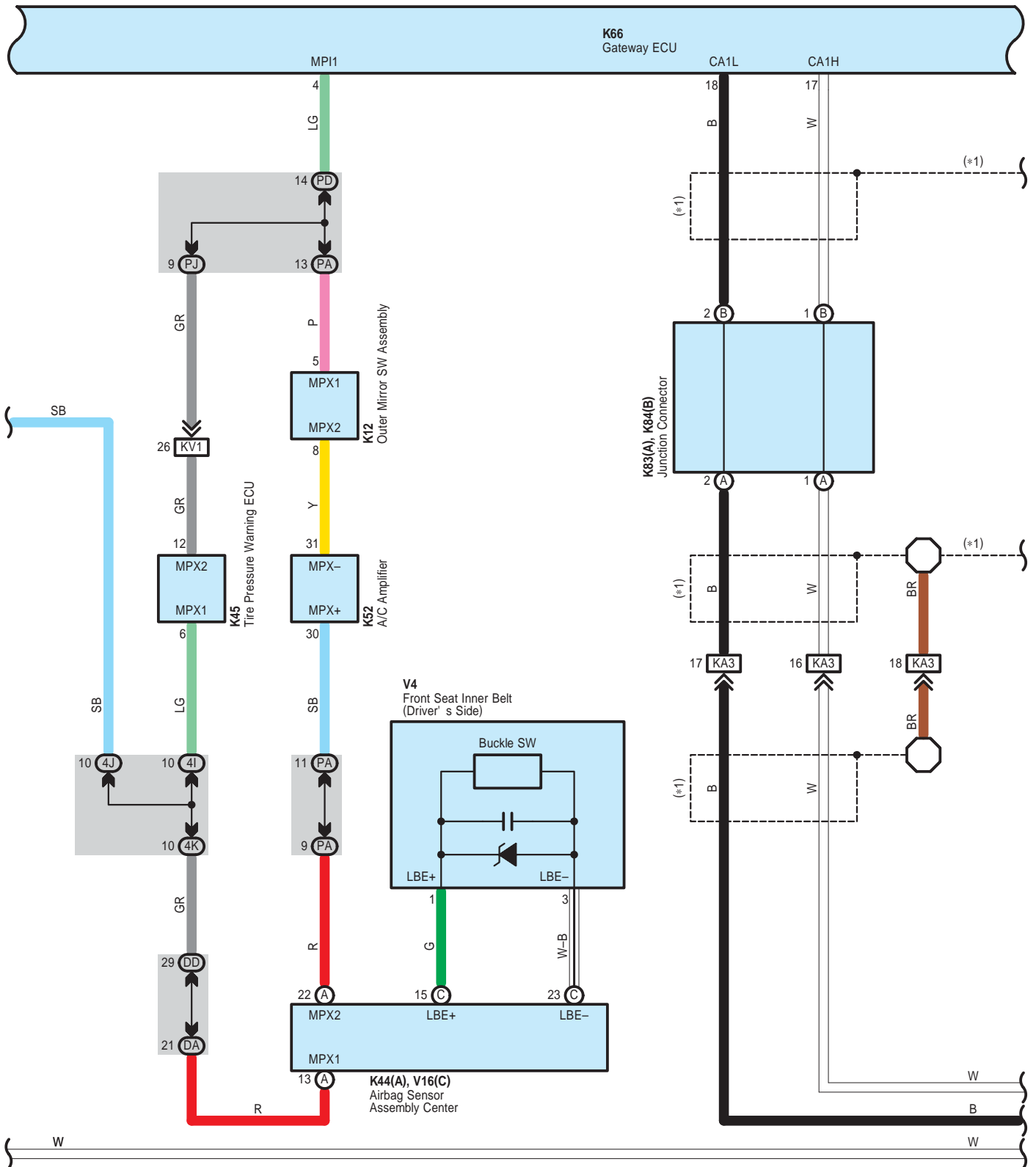


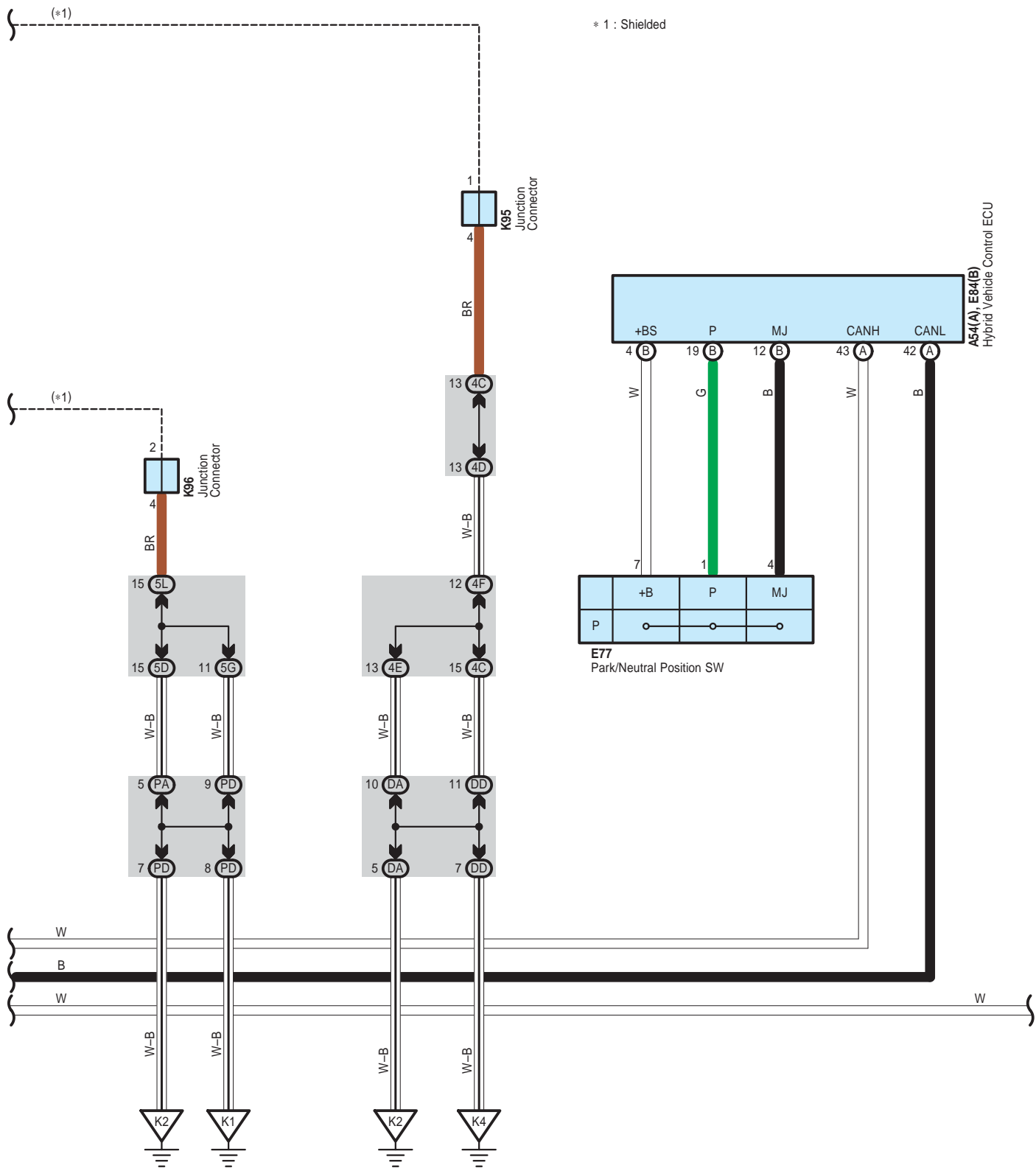
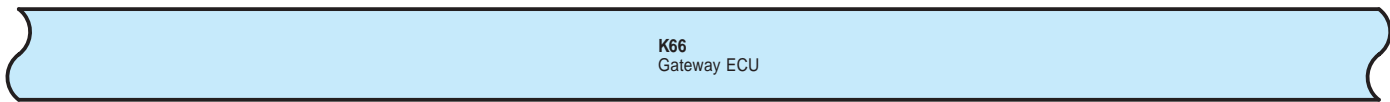
Door Lock Control



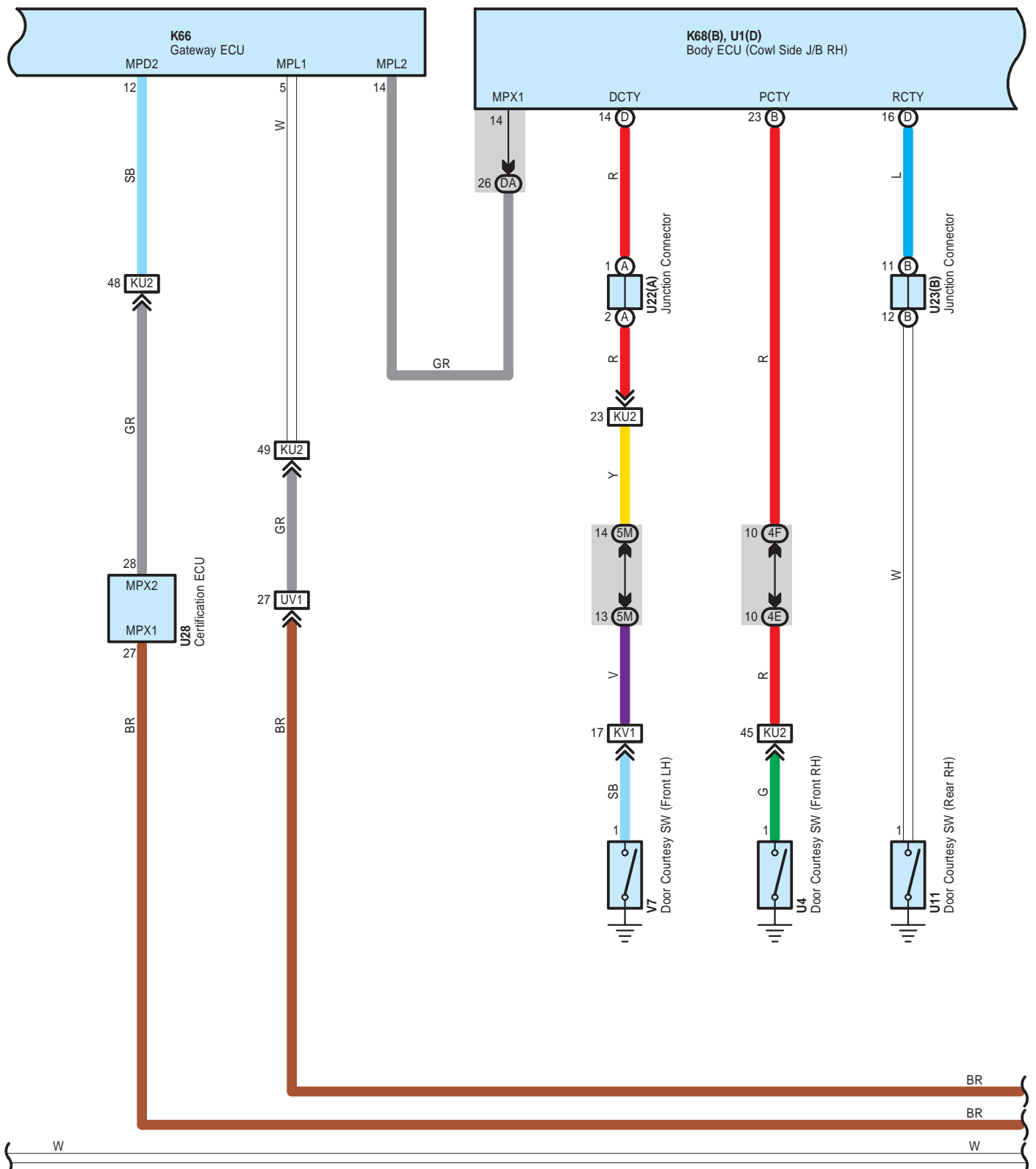


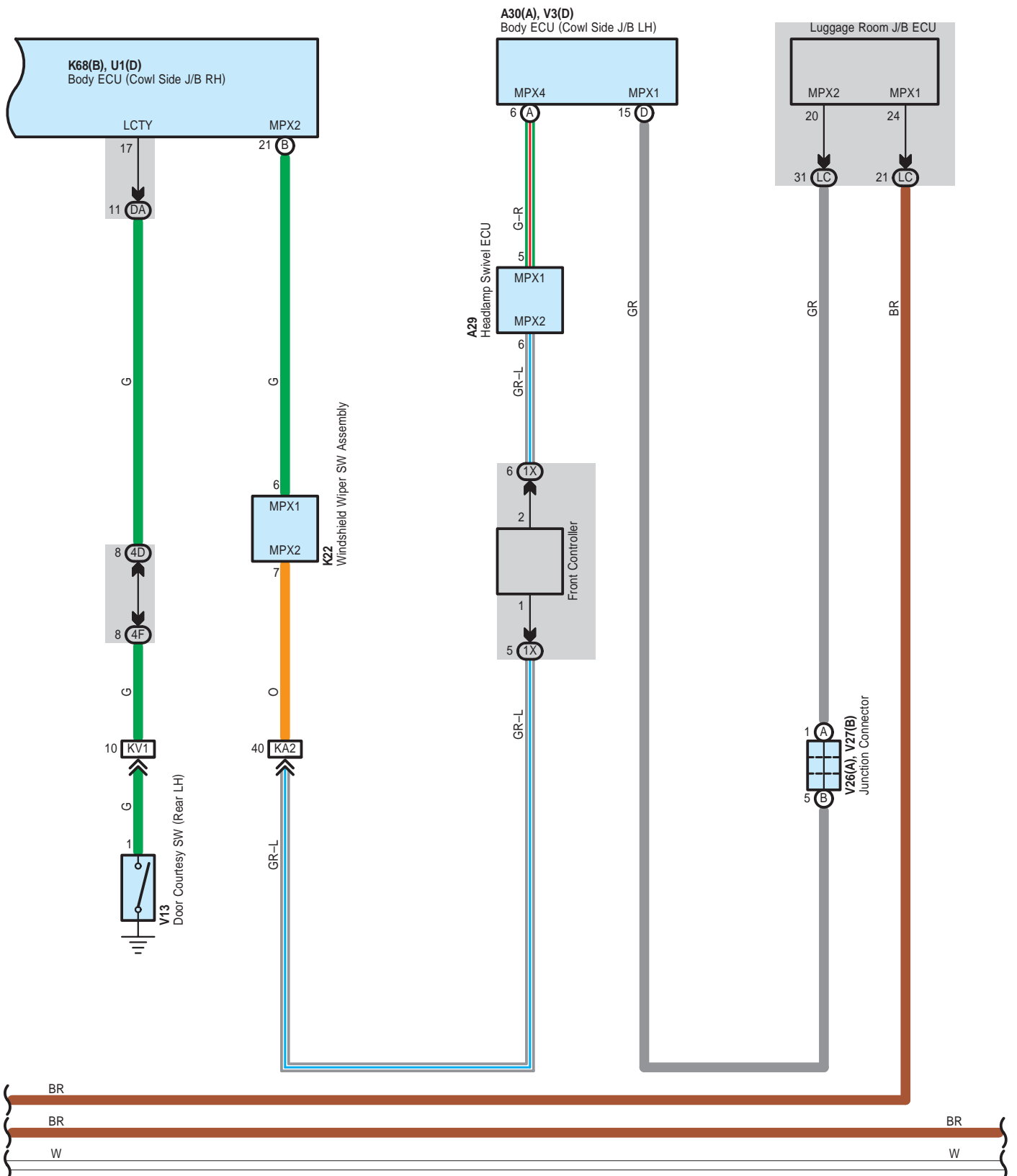
Door Lock Control



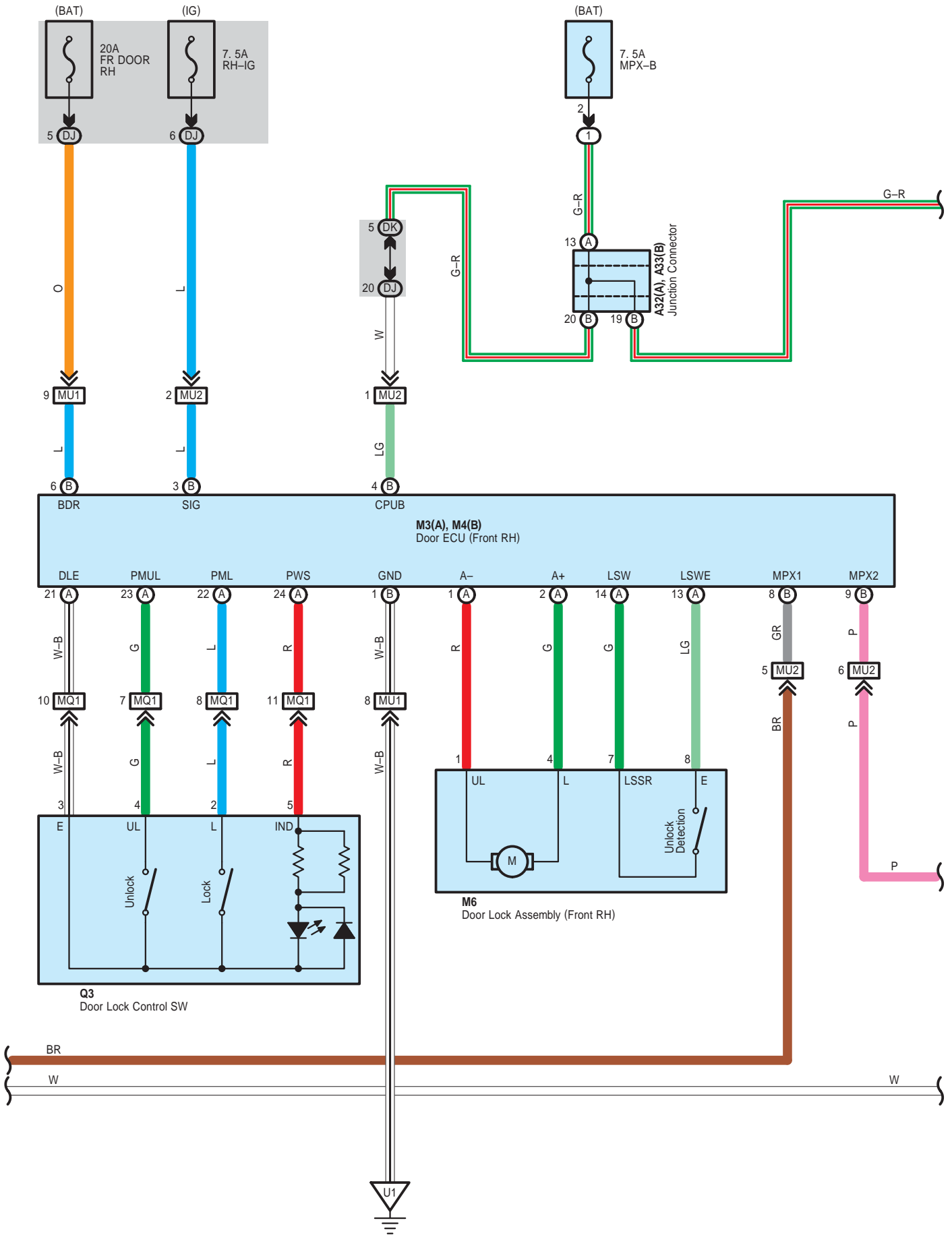


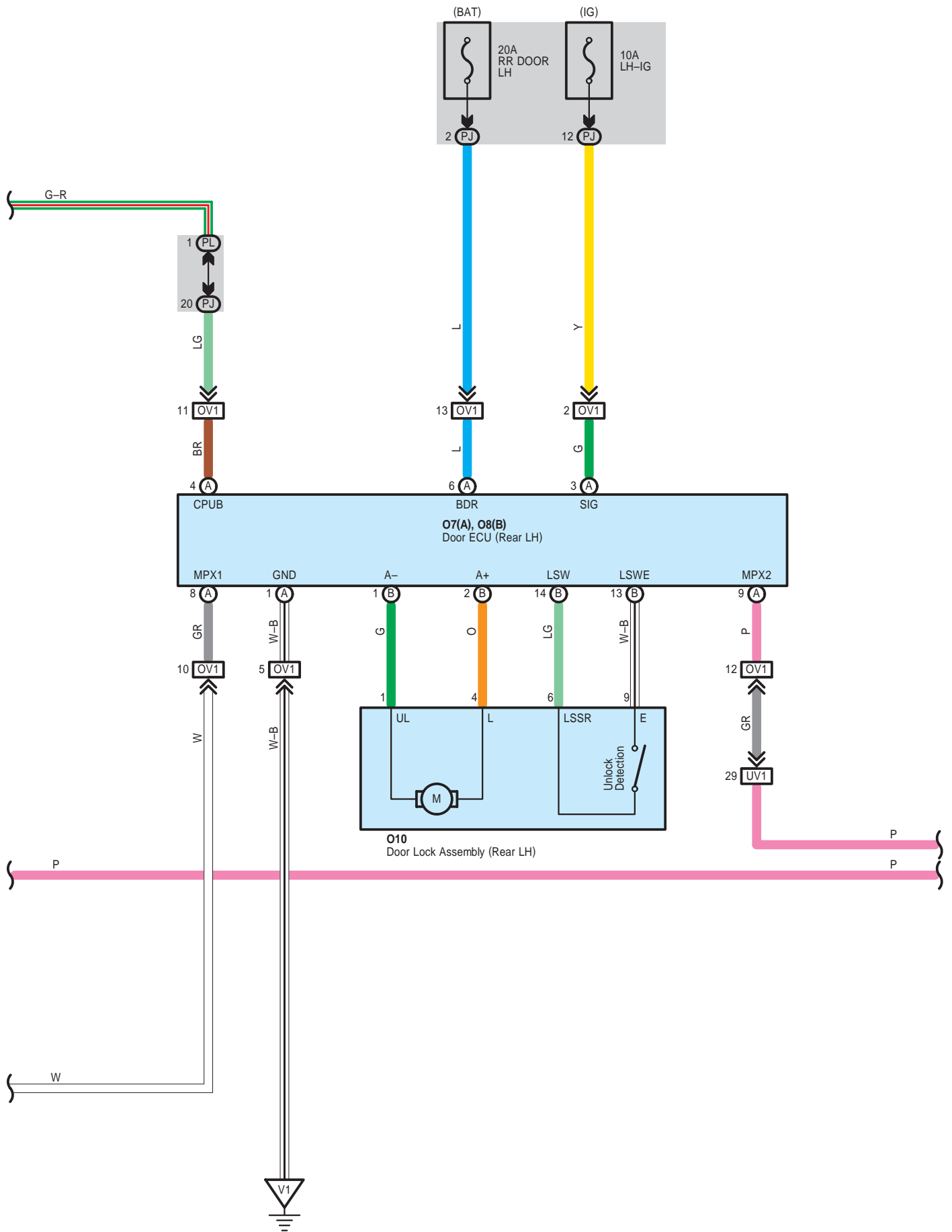
Door Lock Control



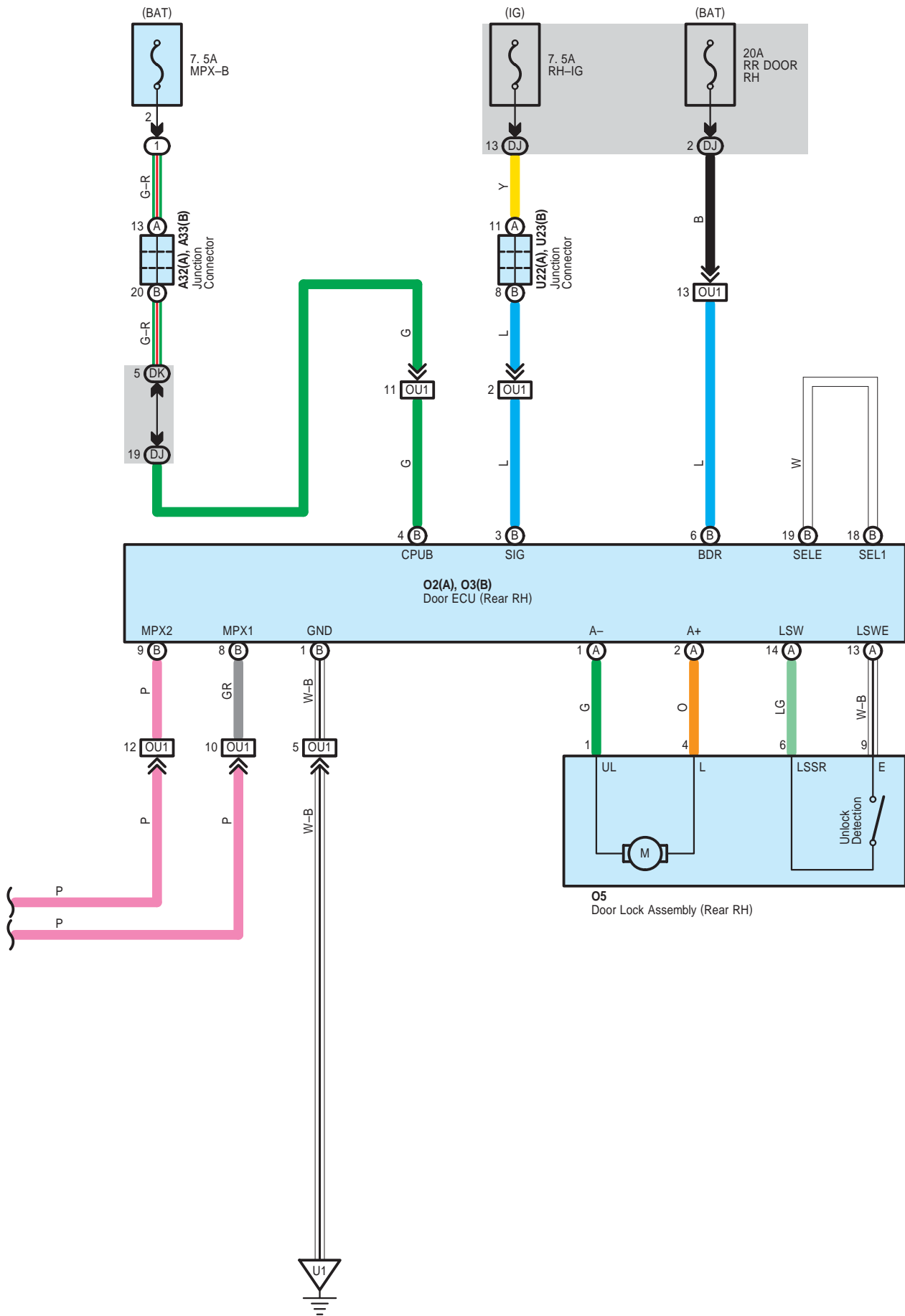


Door Lock Control





Door Lock Control



○ : Parts Location

| Code | See Page | Code | See Page | Code | See Page |
|------|----------|------|----------|------|----------|
| A29 | 84 | K83 | A 78, 86 | Q3 | 89 |
| A30 | A 84 | K84 | B 78, 86 | Q13 | 89 |
| A32 | A 84 | K95 | 86 | U1 | D 87 |
| A33 | B 84 | K96 | 86 | U4 | 90 |
| A54 | A 80 | M3 | A 88 | U11 | 90 |
| E77 | 81 | M4 | B 88 | U22 | A 90 |
| E84 | B 81 | M6 | 88 | U23 | B 90 |
| K12 | 85 | M9 | A 88 | U28 | 90 |
| K22 | 85 | M10 | B 88 | V3 | D 87 |
| K31 | 85 | M12 | 88 | V4 | 94 |
| K44 | A 86 | O2 | A 88 | V7 | 91 |
| K45 | 86 | O3 | B 88 | V13 | 91 |
| K52 | 86 | O5 | 88 | V16 | C 87 |
| K66 | 86 | O7 | A 88 | V26 | A 91 |
| K68 | B 86 | O8 | B 88 | V27 | B 91 |
| K73 | 86 | O10 | 88 | | |

○ : Relay Blocks

| Code | See Page | Relay Blocks (Relay Block Location) |
|------|----------|--|
| 1 | 24 | Engine Room R/B No.1 (Engine Compartment Left) |

○ : Junction Block and Wire Harness Connector

| Code | See Page | Junction Block and Wire Harness (Connector Location) |
|------|----------|--|
| 1X | 29 | Engine Room Main Wire and Engine Room J/B No.1 (Engine Compartment left) |
| 4C | 70 | Instrument Panel Wire and Center J/B RH (Right Side of the Instrument Panel Reinforcement) |
| 4D | | |
| 4E | | |
| 4F | | |
| 4I | | |
| 4J | | |
| 4K | | |
| 5A | 66 | Instrument Panel Wire and Center J/B LH (Right Side of the Instrument Panel Reinforcement) |
| 5D | | |
| 5E | | |
| 5G | | |
| 5M | | |
| DA | 55 | Instrument Panel Wire and Cowl Side J/B RH (Behind the Glove Box) |
| DD | | |
| DJ | 56 | Floor Wire and Cowl Side J/B RH (Behind the Glove Box) |
| DK | 56 | Engine Room Main Wire and Cowl Side J/B RH (Behind the Glove Box) |
| LC | 63 | Floor No.2 Wire and Luggage Room J/B (Left Side of the Quarter Panel) |
| PA | 49 | Instrument Panel Wire and Cowl Side J/B LH (Lower Finish Panel) |
| PD | | |
| PJ | 50 | Floor No.2 Wire and Cowl Side J/B LH (Lower Finish Panel) |
| PL | 50 | Engine Room Main Wire and Cowl Side J/B LH (Lower Finish Panel) |

Door Lock Control

 : Connector Joining Wire Harness and Wire Harness

| Code | See Page | Joining Wire Harness and Wire Harness (Connector Location) |
|------|----------|--|
| KA2 | 97 | Instrument Panel Wire and Engine Room Main Wire (Left Kick Panel) |
| KA3 | 97 | Instrument Panel Wire and Engine Room Main Wire (Right Kick Panel) |
| KU2 | 97 | Instrument Panel Wire and Floor No.1 Wire (Right Kick Panel) |
| KV1 | 97 | Instrument Panel Wire and Floor No.2 Wire (Left Kick Panel) |
| MQ1 | 98 | Front Door RH Wire and Front Door RH No.2 Wire (Front Door Inner Panel RH) |
| MQ2 | 98 | Front Door LH Wire and Front Door LH No.2 Wire (Front Door Inner Panel LH) |
| MU1 | 97 | Front Door RH Wire and Floor No.1 Wire (Right Kick Panel) |
| MU2 | | |
| MV1 | 97 | Front Door LH Wire and Floor No.2 Wire (Left Kick Panel) |
| MV2 | | |
| OU1 | 98 | Rear Door No.1 Wire and Floor No.1 Wire (Right Center Pillar) |
| OV1 | 98 | Rear Door No.2 Wire and Floor No.2 Wire (Left Center Pillar) |
| UV1 | 98 | Floor No.1 Wire and Floor No.2 Wire (Center of the Rear Floor Partition Panel) |

 : Ground Points

| Code | See Page | Ground Points Location |
|------|----------|----------------------------------|
| K1 | 97 | Left Kick Panel |
| K2 | 97 | Left Side of the Shift Lever |
| K4 | 97 | Right Kick Panel |
| U1 | 98 | Under the Front Passenger's Seat |
| V1 | 98 | Under the Driver's Seat |

