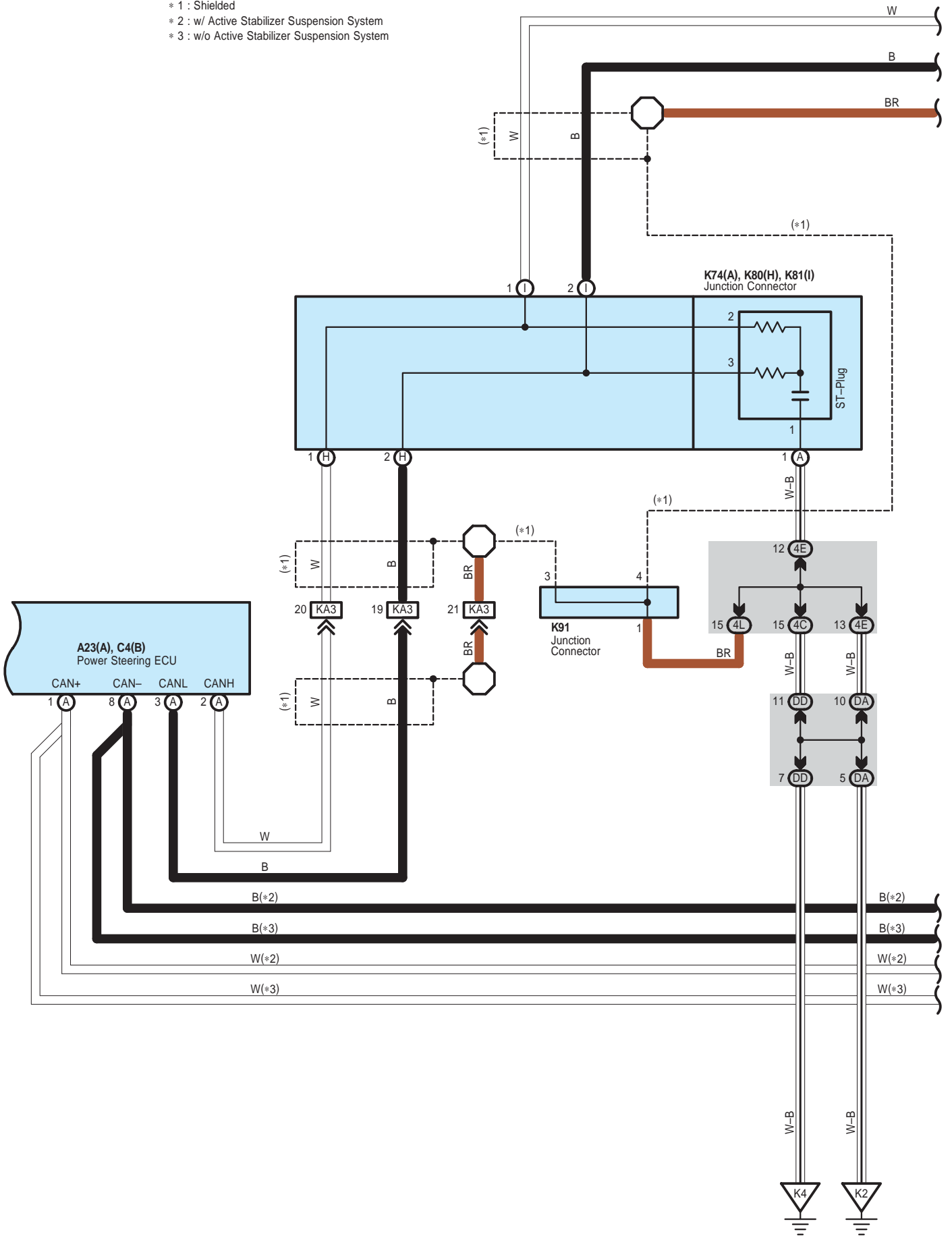
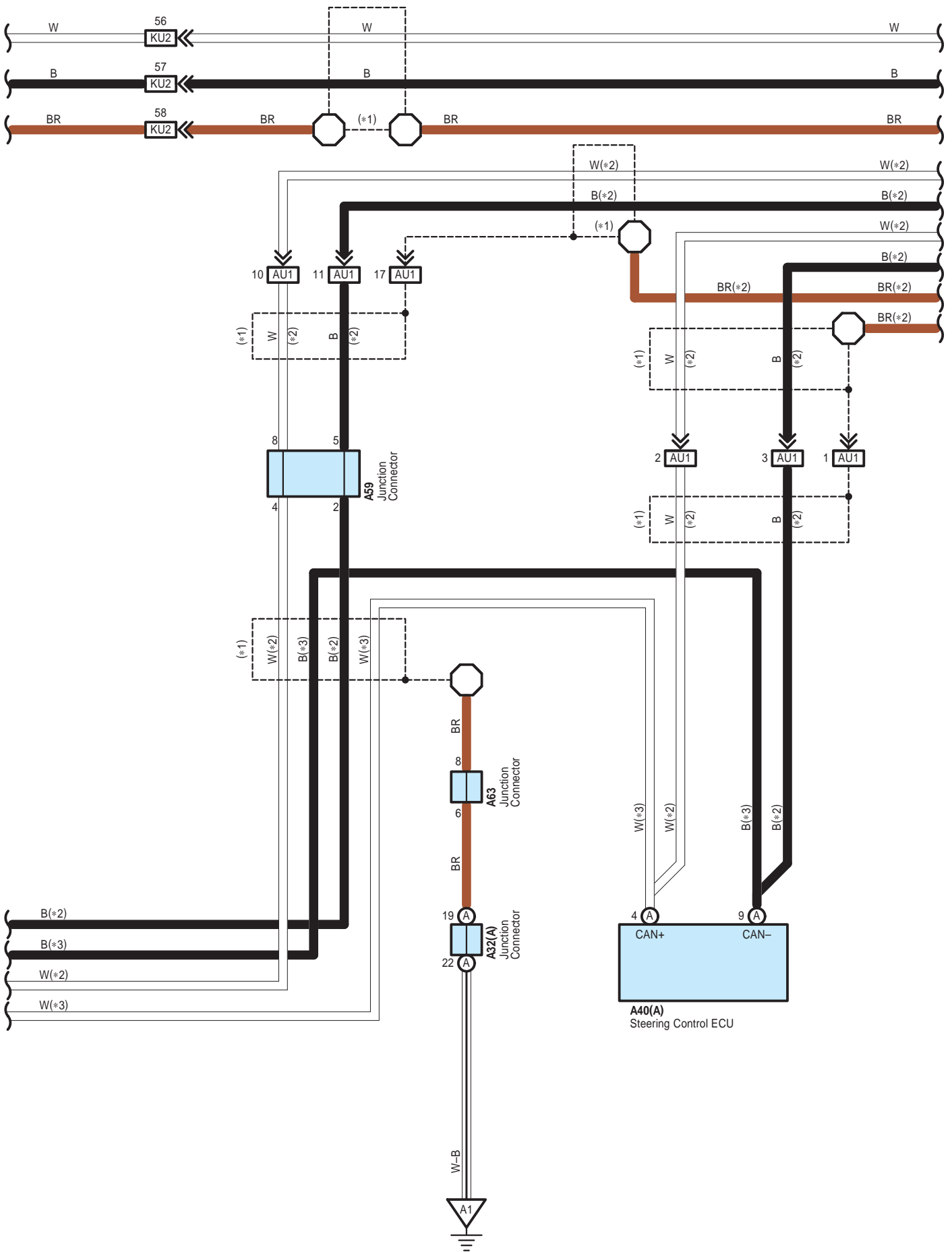
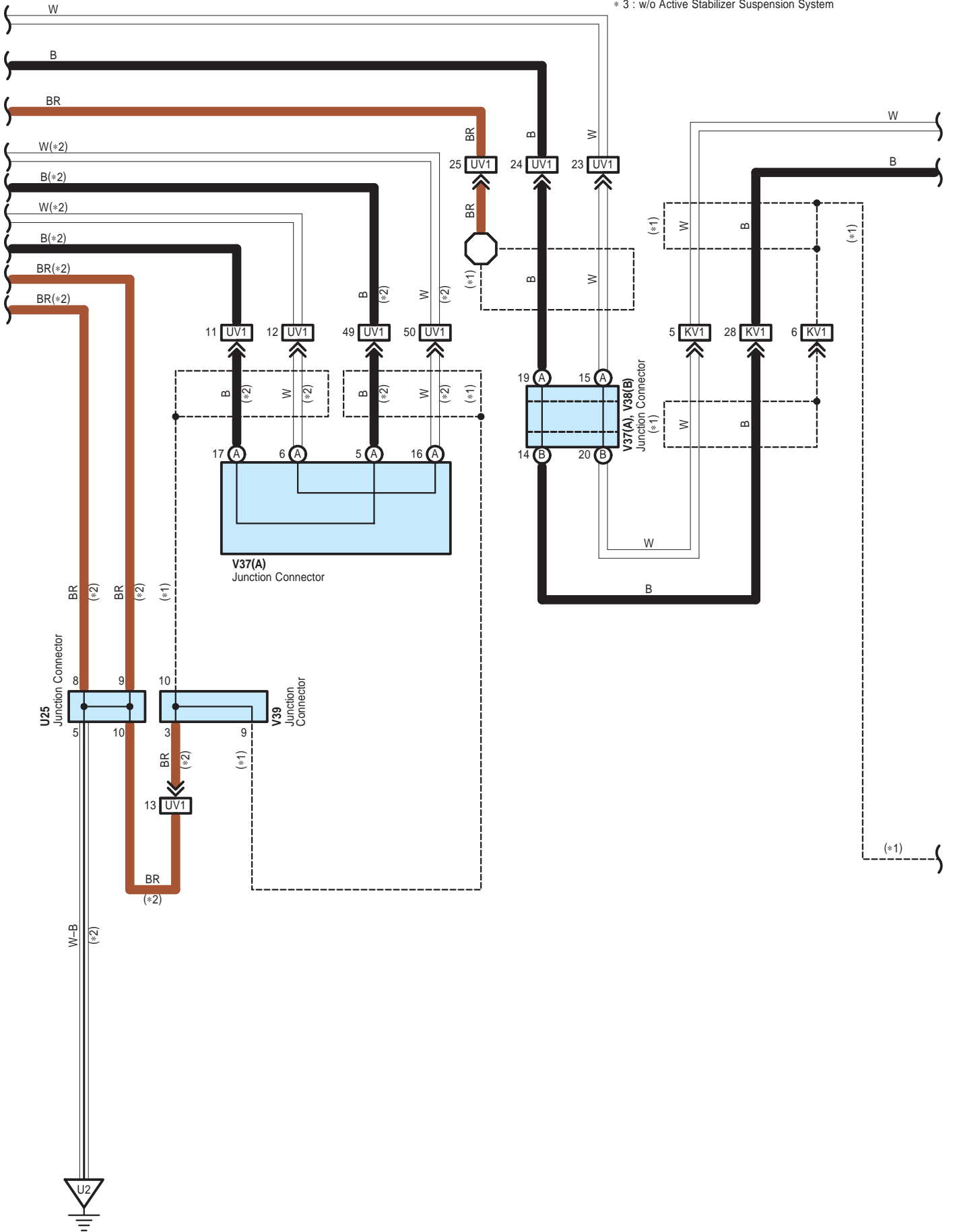


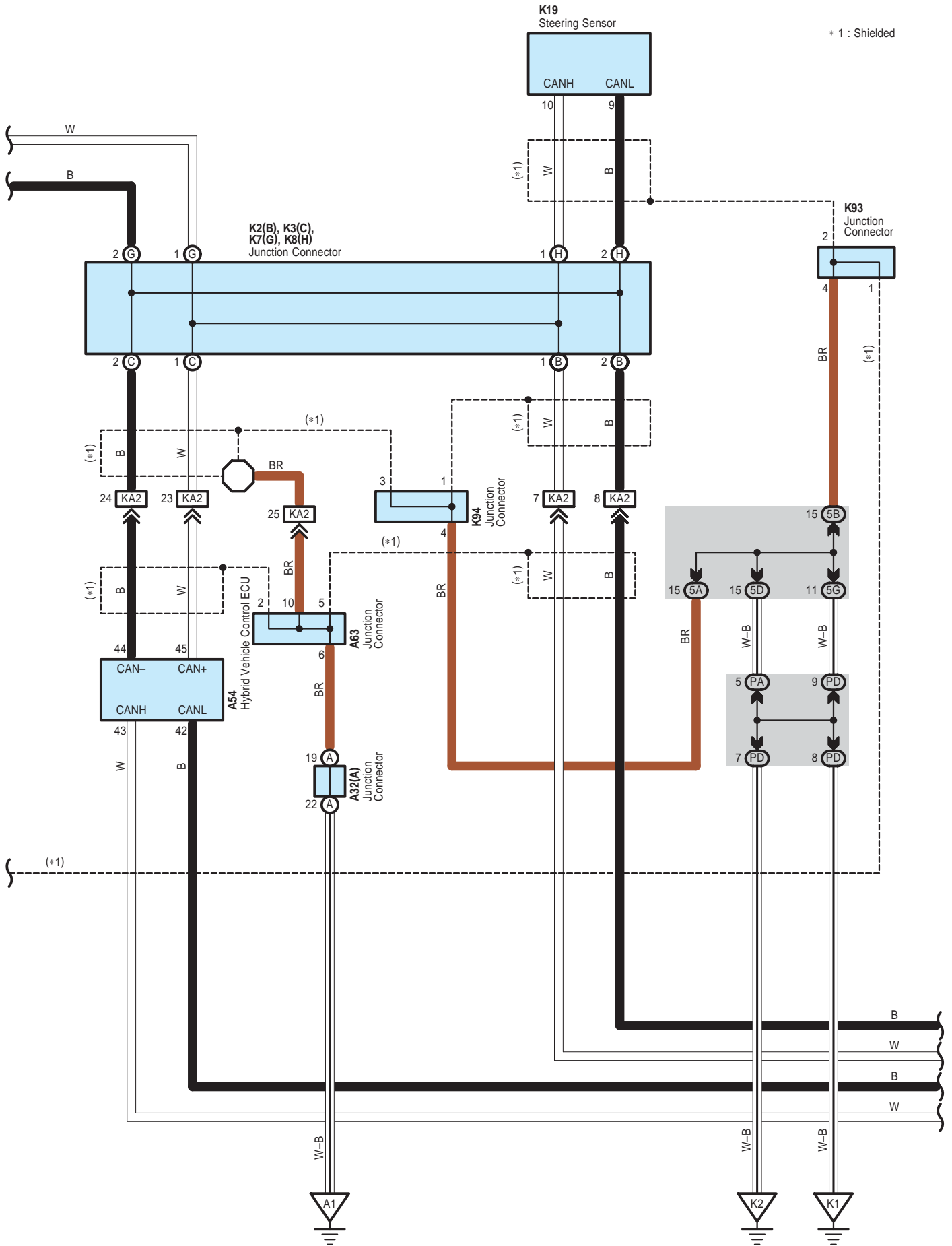
- \* 1 : Shielded
- \* 2 : w/ Active Stabilizer Suspension System
- \* 3 : w/o Active Stabilizer Suspension System

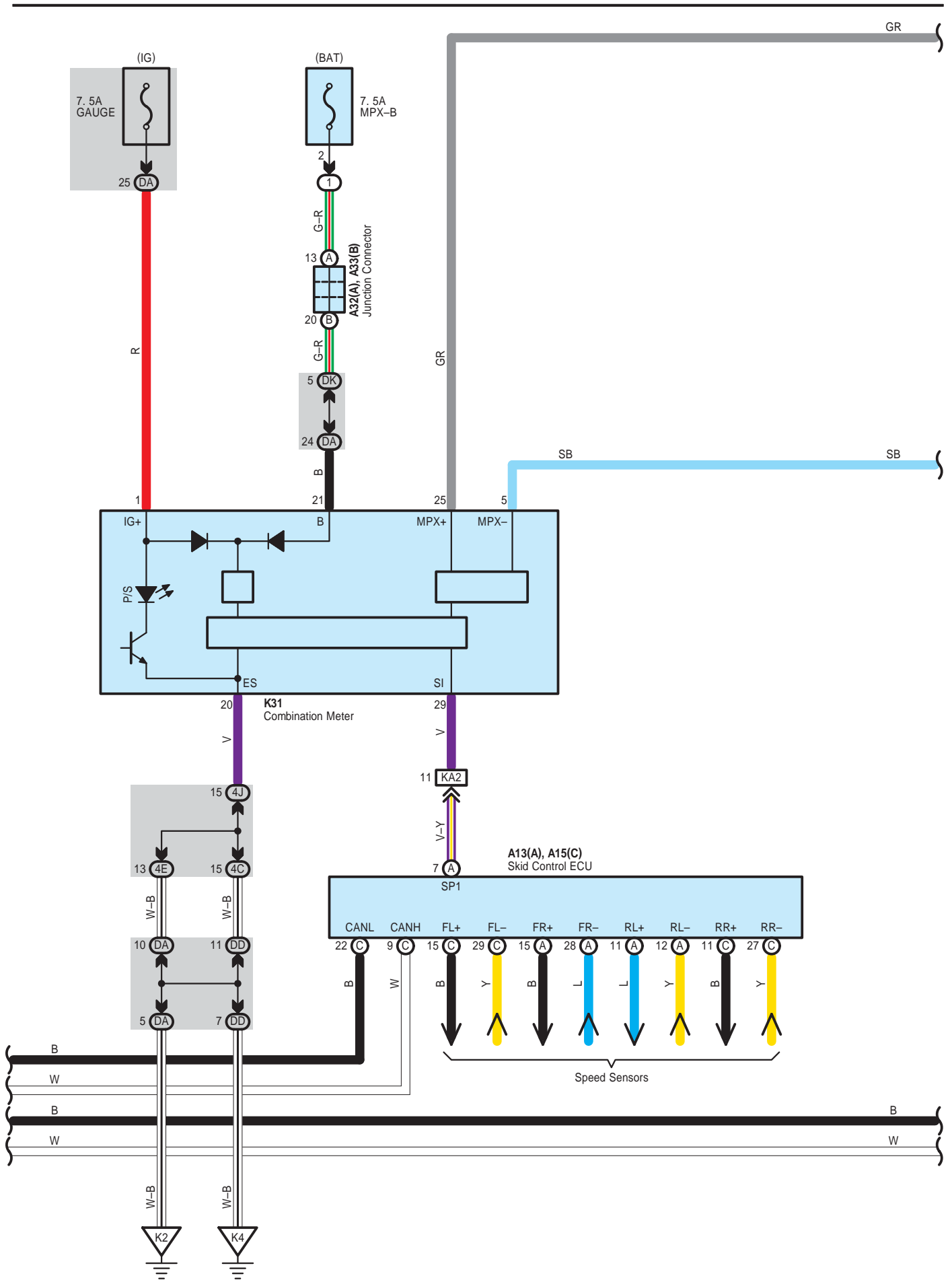


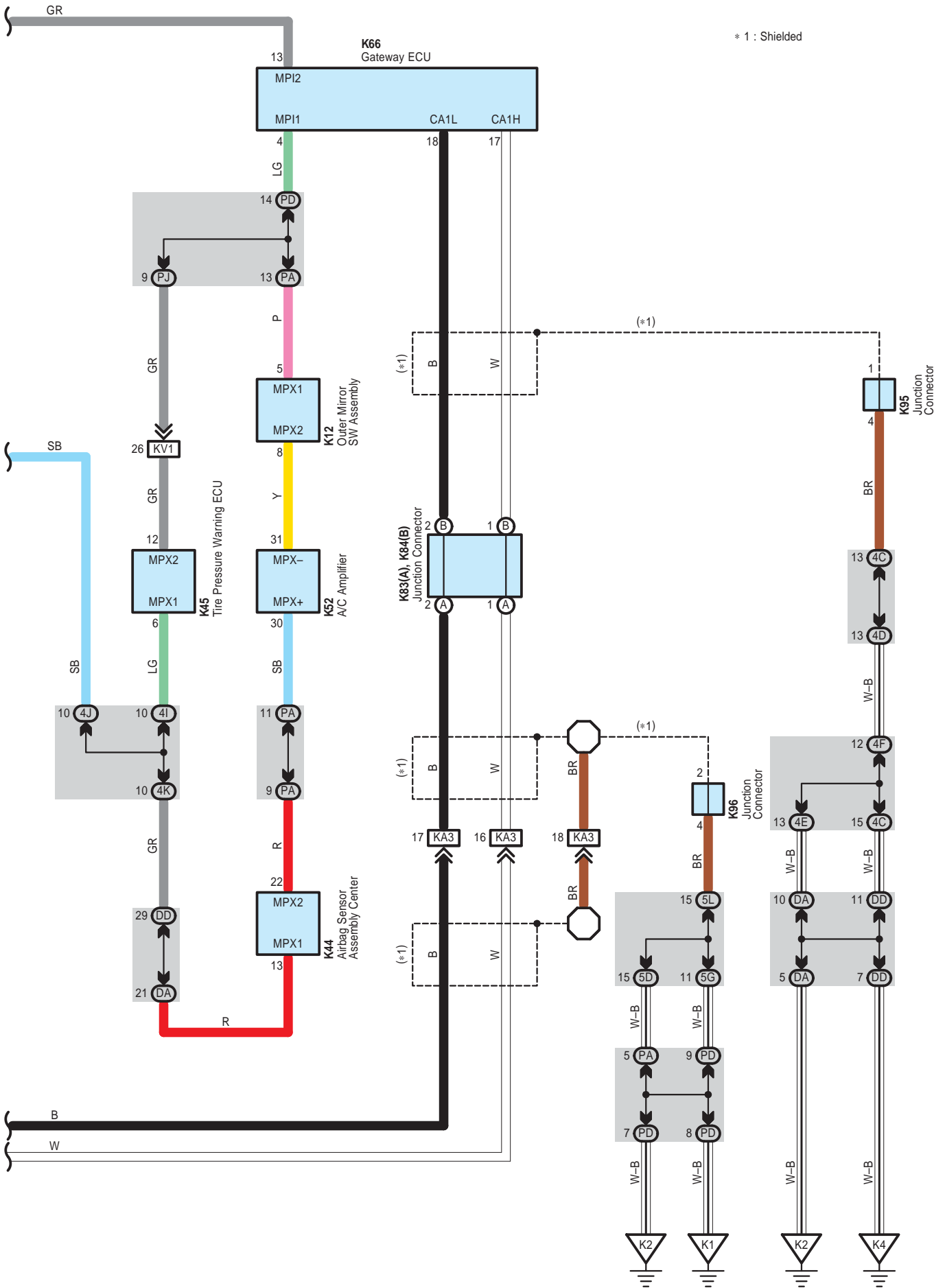


- \* 1 : Shielded
- \* 2 : w/ Active Stabilizer Suspension System
- \* 3 : w/o Active Stabilizer Suspension System









### System Outline

- \* To reduce driver's steering force, assist current is calculated from torque sensor signal and vehicle speed signal to output them to the motor.
- \* When abnormality is found in the system, the power relay and motor relay (Built in the ECU) are shut off to stop the assistance and the warning lamp (P/S) illuminates in the meter.

### ○ : Parts Location

Code		See Page	Code		See Page	Code		See Page
A13	A	80	K2	B	74, 85	K80	H	76, 86
A15	C	80	K3	C	74, 85	K81	I	76, 86
A23	A	80	K7	G	74, 85	K83	A	78, 86
A32	A	84	K8	H	74, 85	K84	B	78, 86
A33	B	84	K12		85	K91		86
A40	A	84	K16		85	K93		86
A54		80	K19		85	K94		86
A59		80	K31		85	K95		86
A63		84	K44		86	K96		86
C1		82	K45		86	U25		90
C2	B	82	K52		86	V37	A	91
C3	A	82	K66		86	V38	B	91
C4	B	82	K74	A	76, 86	V39		91

### ○ : Relay Blocks

Code	See Page	Relay Blocks (Relay Block Location)
1	24	Engine Room R/B No.1 (Engine Compartment Left)

### ○ : Junction Block and Wire Harness Connector

Code	See Page	Junction Block and Wire Harness (Connector Location)
1K	27	Engine Room Main Wire and Engine Room J/B No. 1 (Engine Compartment left)
4C	70	Instrument Panel Wire and Center J/B RH (Right Side of the Instrument Panel Reinforcement)
4D		
4E		
4F		
4I		
4J		
4K		
4L	66	Instrument Panel Wire and Center J/B LH (Right Side of the Instrument Panel Reinforcement)
5A		
5B		
5D		
5G		
5L	55	Instrument Panel Wire and Cowl Side J/B RH (Behind the Glove Box)
DA		
DD		
DK	56	Engine Room Main Wire and Cowl Side J/B RH (Behind the Glove Box)
DL		
PA	49	Instrument Panel Wire and Cowl Side J/B LH (Lower Finish Panel)
PD		
PJ	50	Floor No.2 Wire and Cowl Side J/B LH (Lower Finish Panel)
PK	50	Engine Room Main Wire and Cowl Side J/B LH (Lower Finish Panel)



 : Connector Joining Wire Harness and Wire Harness

Code	See Page	Joining Wire Harness and Wire Harness (Connector Location)
AU1	97	Engine Room Main Wire and Floor No.1 Wire (Cowl Side Panel RH)
KA2	97	Instrument Panel Wire and Engine Room Main Wire (Left Kick Panel)
KA3	97	Instrument Panel Wire and Engine Room Main Wire (Right Kick Panel)
KU2	97	Instrument Panel Wire and Floor No.1 Wire (Right Kick Panel)
KV1	97	Instrument Panel Wire and Floor No.2 Wire (Left Kick Panel)
UV1	98	Floor No.1 Wire and Floor No.2 Wire (Center of the Rear Floor Partition Panel)

 : Ground Points

Code	See Page	Ground Points Location
A1	96	Left Side of the Dash Panel
A3	96	Near the Power Steering ECU
C1	96	Near the Power Steering Motor
C2	96	Under the Battery
K1	97	Left Kick Panel
K2	97	Left Side of the Shift Lever
K4	97	Right Kick Panel
U2	98	Right Side of the Rear Floor Partition Panel

