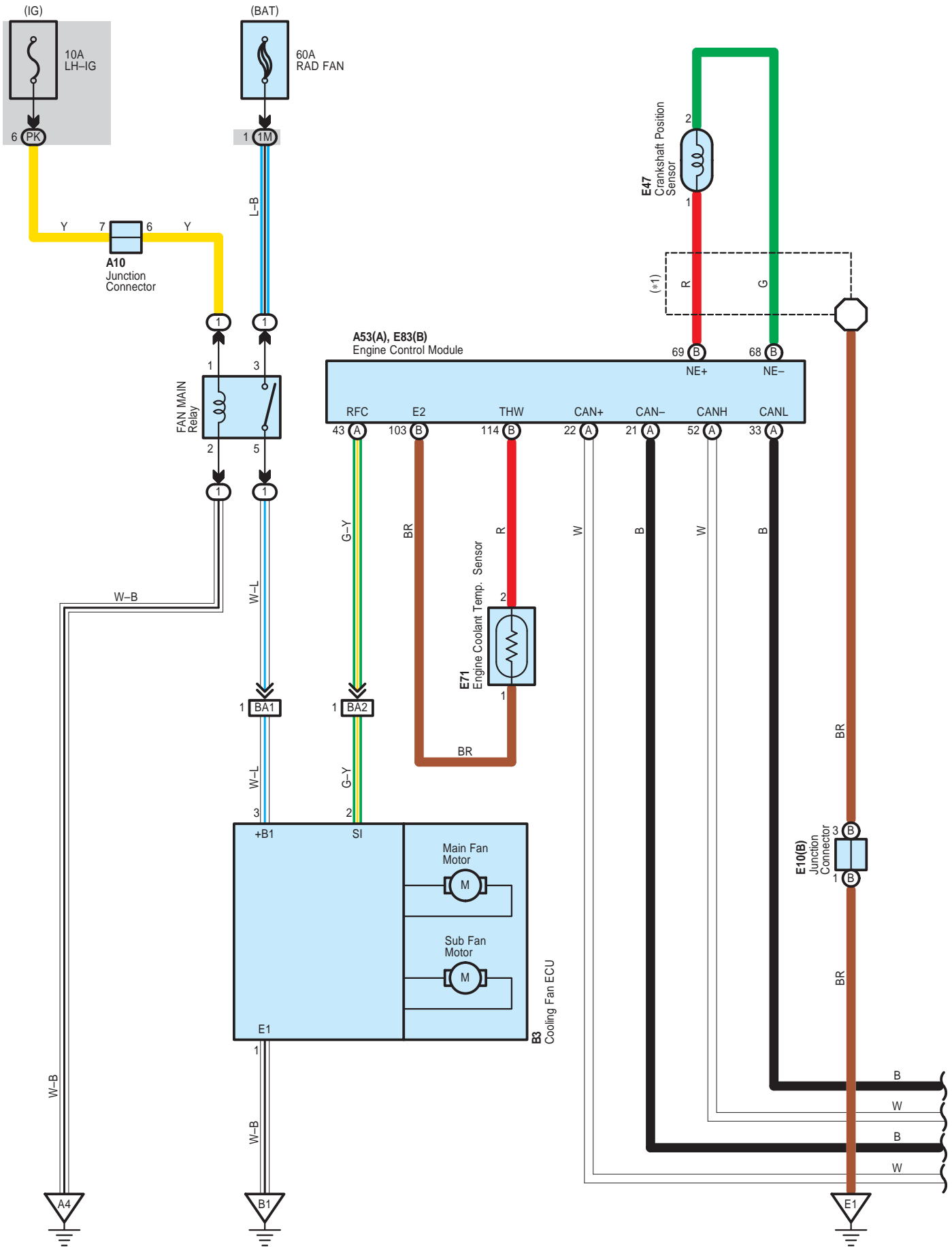
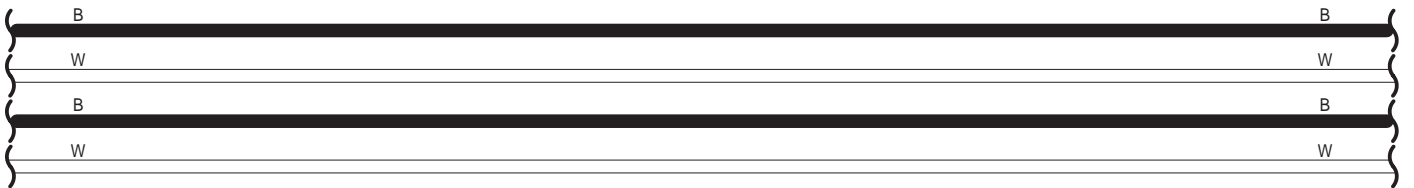
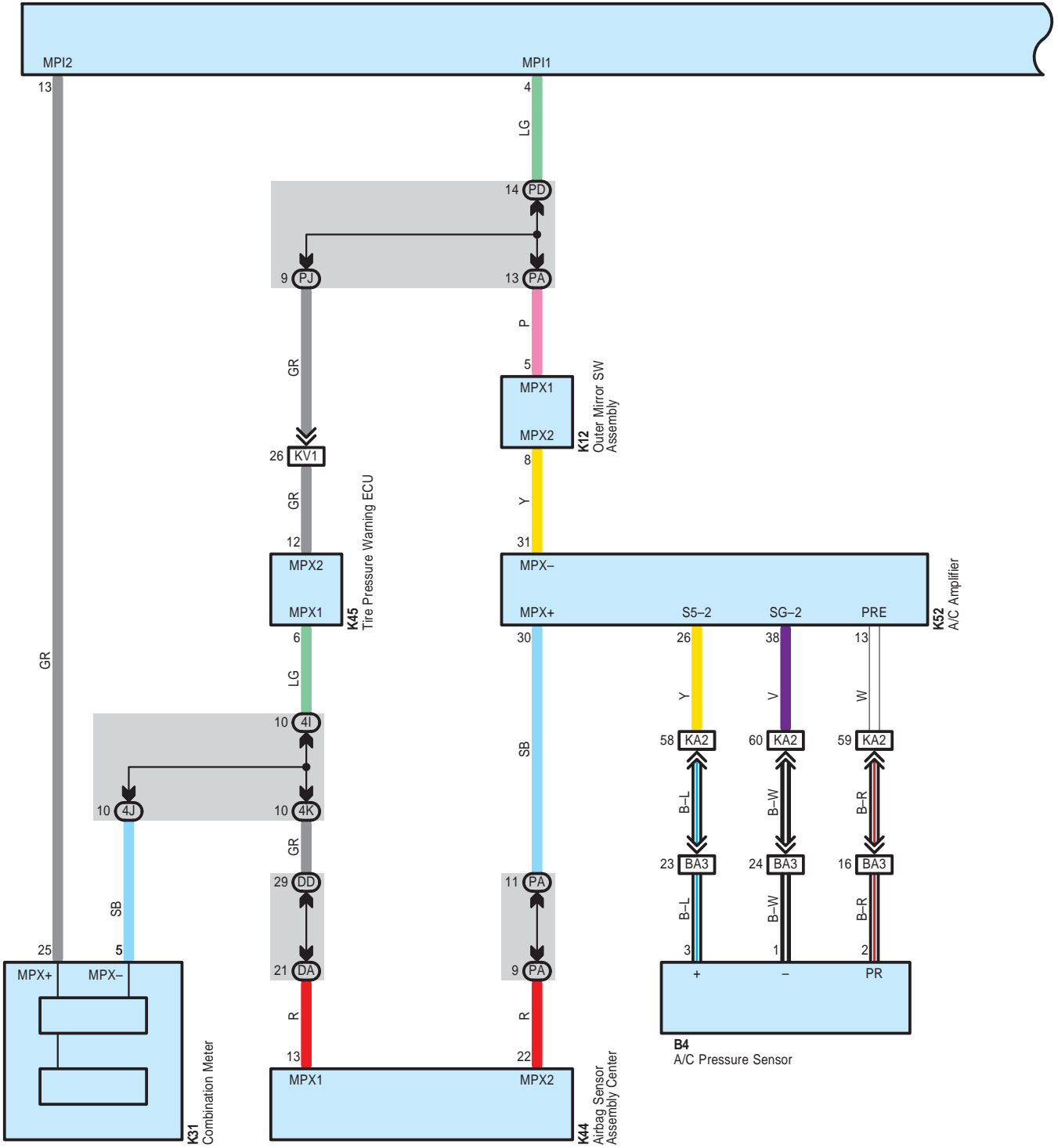


Cooling Fan

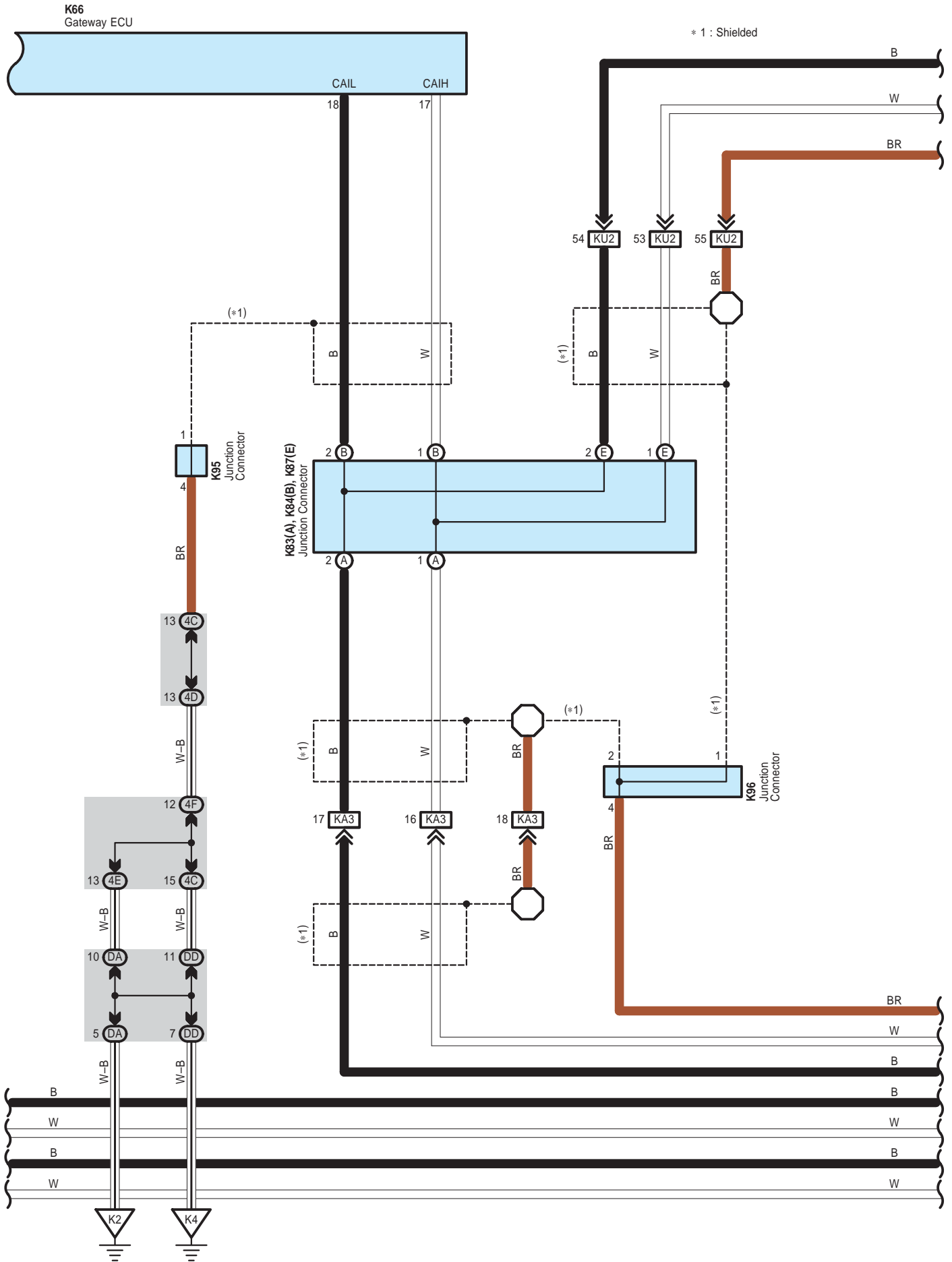
* 1 : Shielded

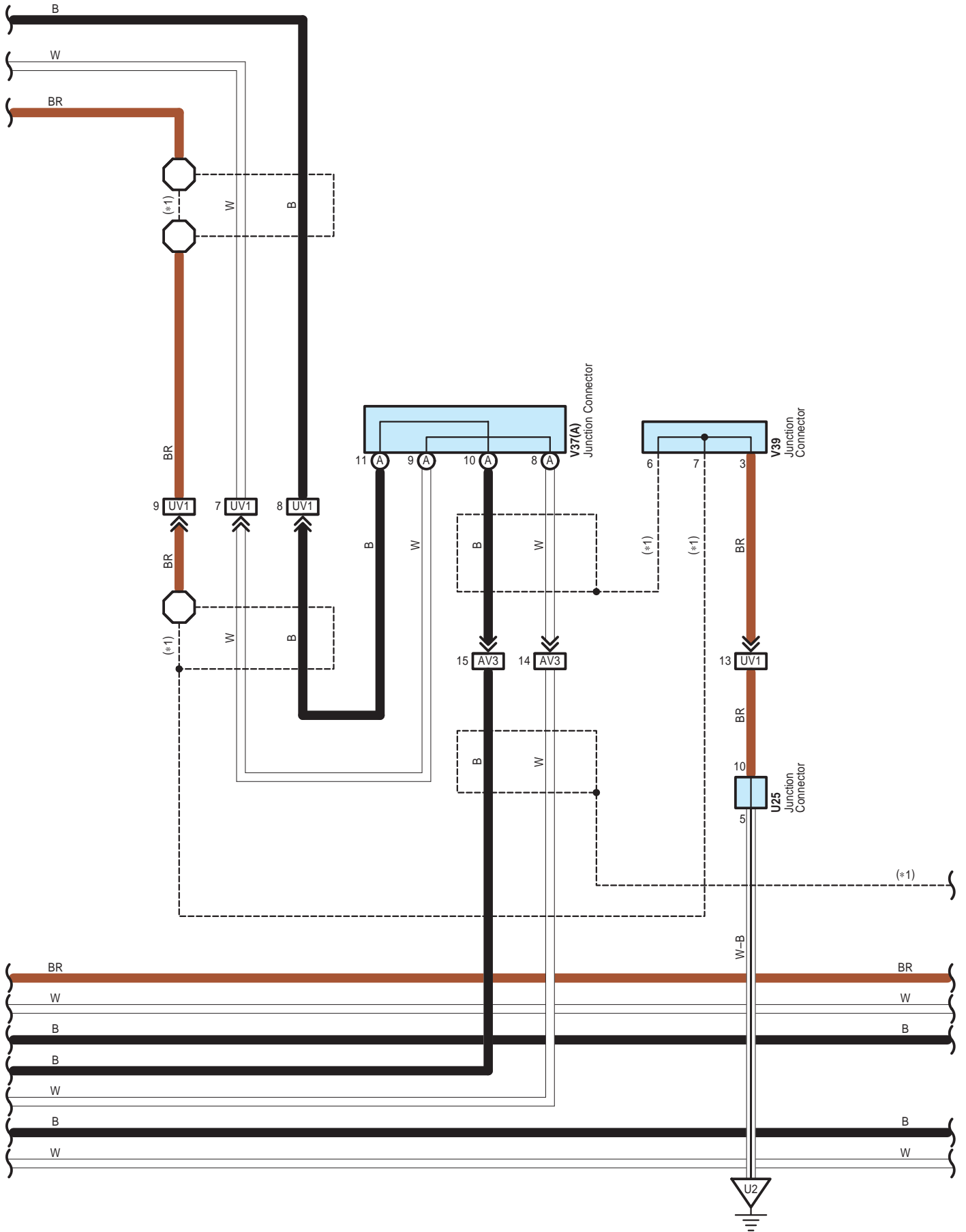


K66
Gateway ECU

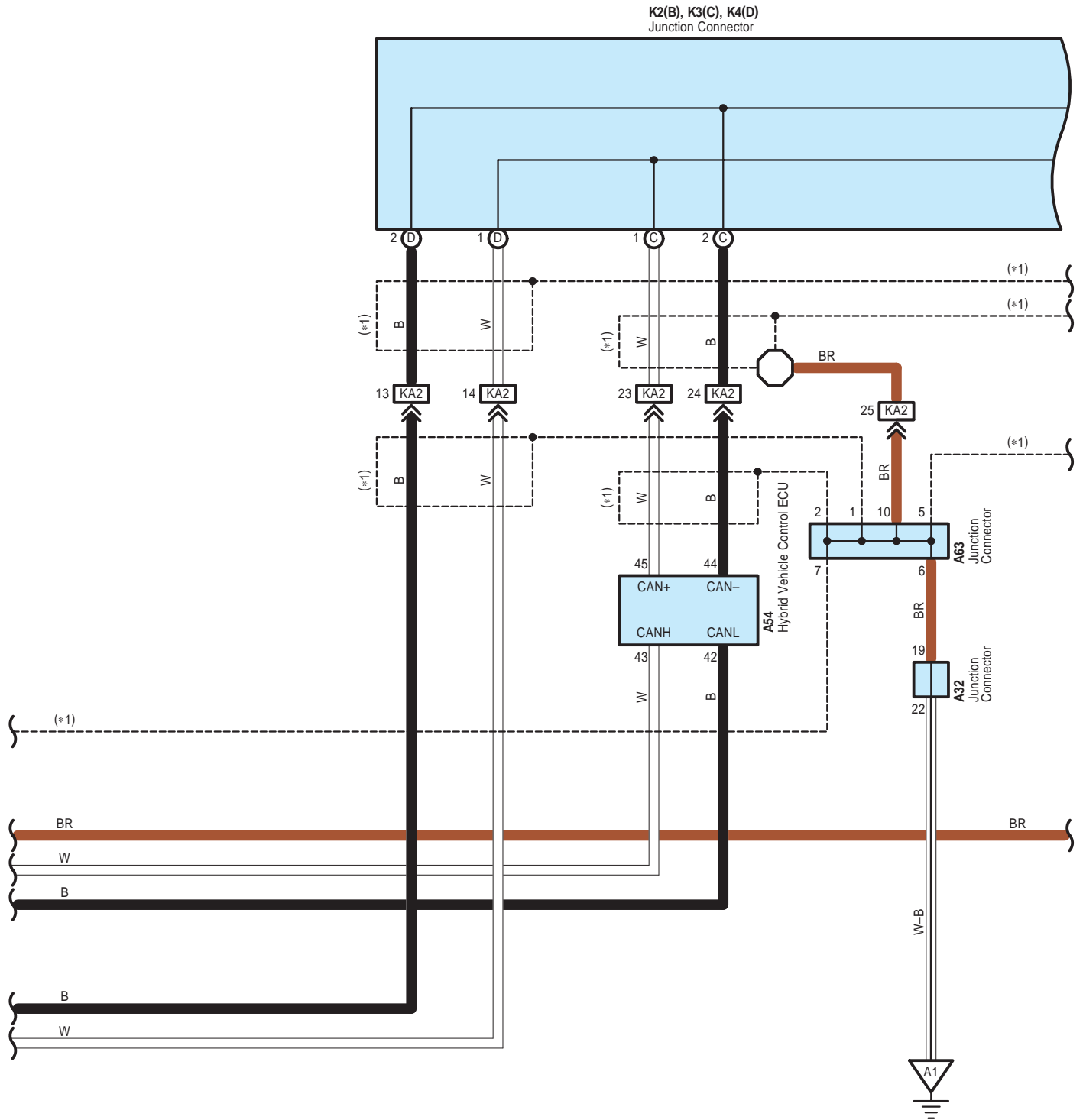


Cooling Fan

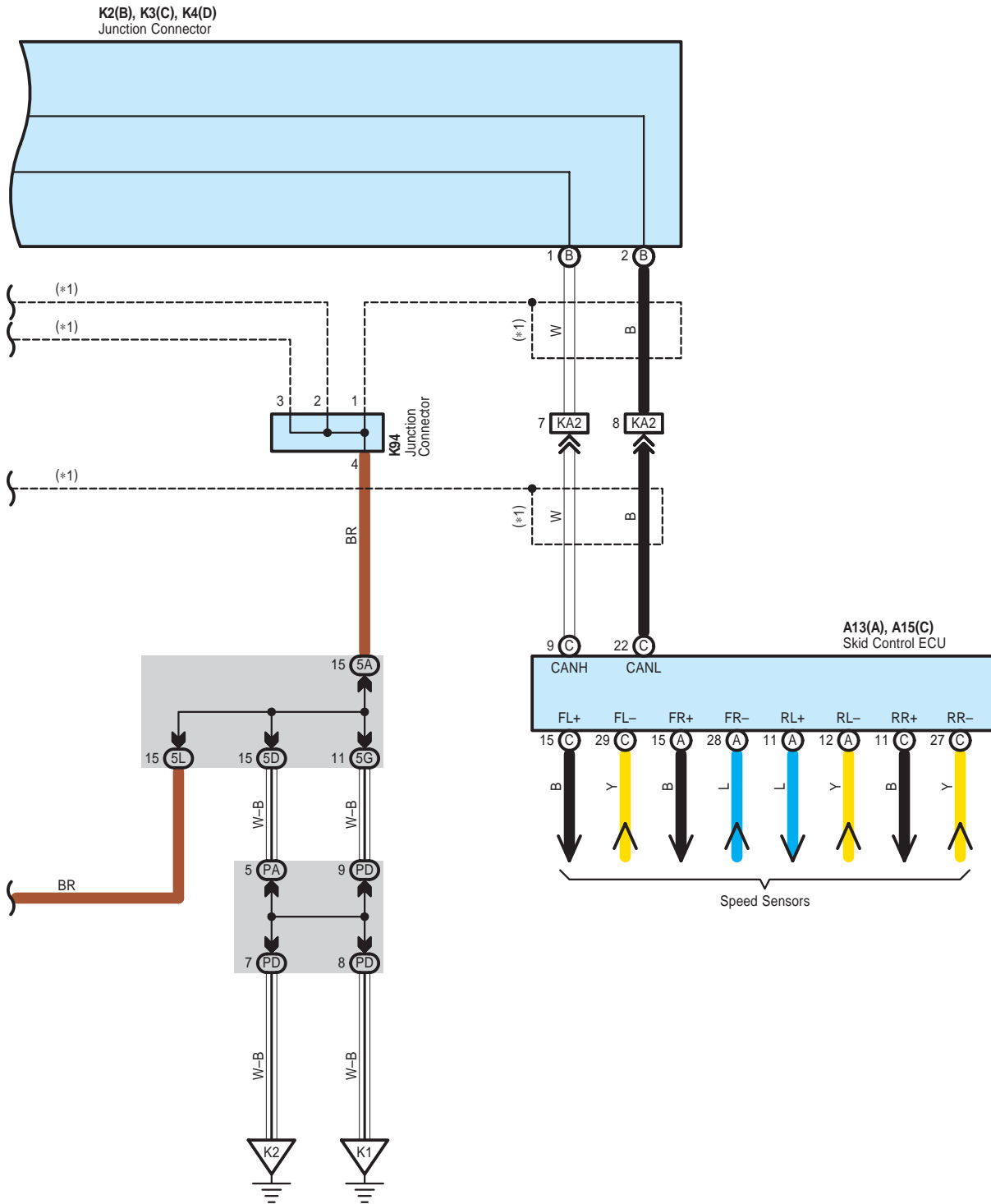




Cooling Fan



* 1 : Shielded



Cooling Fan

System Outline

It is a system to keep balance between cooling and air-conditioning performance, in which the cooling fan controller controls the cooling fan motor speed continuously based on signals from the engine control computer that are result of arithmetic processing of the water temperature, air conditioner coolant pressure, engine speed and vehicle speed signals.

○ : Parts Location

Code	See Page	Code	See Page	Code	See Page
A10	80	E71	81	K83	A 78, 86
A13	A 80	E83	B 81	K84	B 78, 86
A15	C 80	K2	B 74, 85	K87	E 78, 86
A32	84	K3	C 74, 85	K94	86
A53	A 80	K4	D 74, 85	K95	86
A54	80	K12	85	K96	86
A63	84	K31	85	U25	90
B3	82	K44	86	V37	A 91
B4	82	K45	86	V39	91
E10	B 81	K52	86		
E47	81	K66	86		

○ : Relay Blocks

Code	See Page	Relay Blocks (Relay Block Location)
1	24	Engine Room R/B No.1 (Engine Compartment Left)

○ : Junction Block and Wire Harness Connector

Code	See Page	Junction Block and Wire Harness (Connector Location)
1M	27	Engine Room Main Wire and Engine Room J/B No.1 (Engine Compartment left)
4C	70	Instrument Panel Wire and Center J/B RH (Right Side of the Instrument Panel Reinforcement)
4D		
4E		
4F		
4I		
4J		
4K		
5A	66	Instrument Panel Wire and Center J/B LH (Right Side of the Instrument Panel Reinforcement)
5D		
5G		
5L		
DA	55	Instrument Panel Wire and Cowl Side J/B RH (Behind the Glove Box)
DD		
PA	49	Instrument Panel Wire and Cowl Side J/B LH (Lower Finish Panel)
PD		
PJ	50	Floor No.2 Wire and Cowl Side J/B LH (Lower Finish Panel)
PK	50	Engine Room Main Wire and Cowl Side J/B LH (Lower Finish Panel)

 : Connector Joining Wire Harness and Wire Harness

Code	See Page	Joining Wire Harness and Wire Harness (Connector Location)
AV3	97	Engine Room Main Wire and Floor No.2 Wire (Cowl Side Panel LH)
BA1	96	Engine Room No.2 Wire and Engine Room Main Wire (Inside of the Engine Room R/B No.2)
BA2		
BA3		
KA2	97	Instrument Panel Wire and Engine Room Main Wire (Left Kick Panel)
KA3	97	Instrument Panel Wire and Engine Room Main Wire (Right Kick Panel)
KU2	97	Instrument Panel Wire and Floor No.1 Wire (Right Kick Panel)
KV1	97	Instrument Panel Wire and Floor No.2 Wire (Left Kick Panel)
UV1	98	Floor No.1 Wire and Floor No.2 Wire (Center of the Rear Floor Partition Panel)

 : Ground Points

Code	See Page	Ground Points Location
A1	96	Left Side of the Dash Panel
A4	96	Front Right Fender Apron
B1	96	Near the Headlamp RH
E1	96	Rear Side of the Left Cylinder Head
K1	97	Left Kick Panel
K2	97	Left Side of the Shift Lever
K4	97	Right Kick Panel
U2	98	Right Side of the Rear Floor Partition Panel