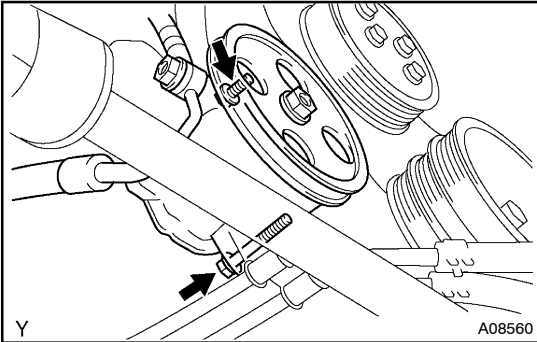


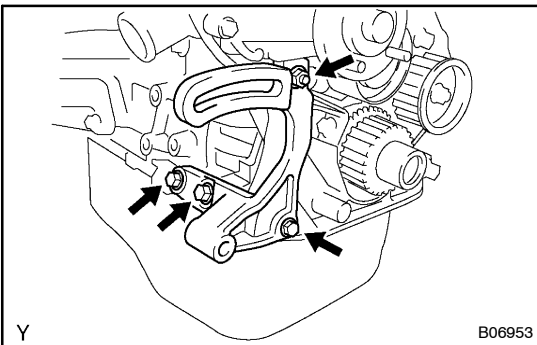
REMOVAL

1. DRAIN ENGINE COOLANT



2. DISCONNECT PS VANE PUMP WITHOUT DISCONNECTING HOSES

3. REMOVE TIMING BELT (See page EM-20)

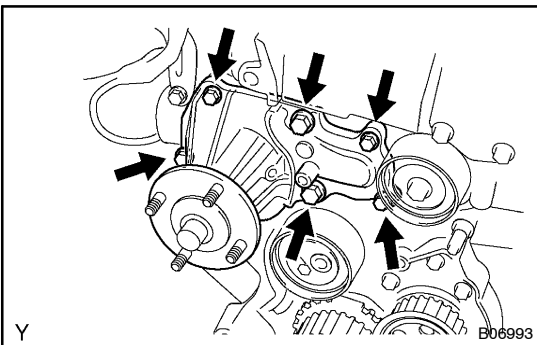


4. REMOVE PS VANE PUMP BRACKET

(a) A/T:

Remove the bolt and pipe clamp, and disconnect the oil cooler pipes for A/T from the pump bracket.

(b) Remove the 3 bolts, nut and pump bracket.



5. REMOVE WATER PUMP

Remove the 6 bolts, water pump and gasket.