

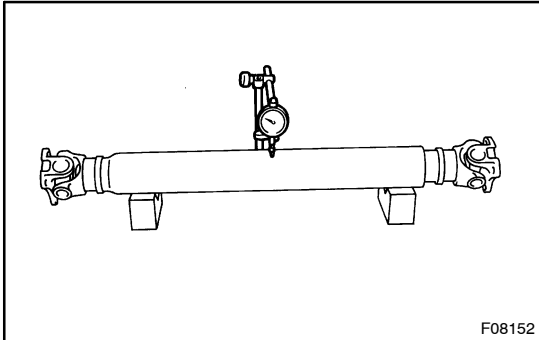
INSPECTION

1. INSPECT RUNOUT OF INTERMEDIATE SHAFT

Using a dial indicator, inspect the intermediate shaft runout.

Maximum runout: 0.8 mm (0.031 in.)

If the runout is greater than the maximum, replace the intermediate shaft sub-assembly.

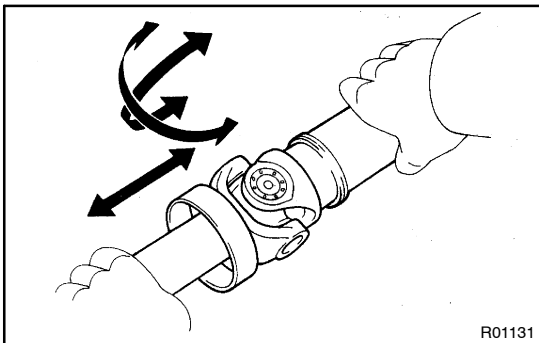


2. INSPECT RUNOUT OF PROPELLER SHAFT

Using a dial indicator, inspect the propeller shaft runout.

Maximum runout: 0.8 mm (0.031 in.)

If the runout is greater than the maximum, replace the propeller shaft assembly.

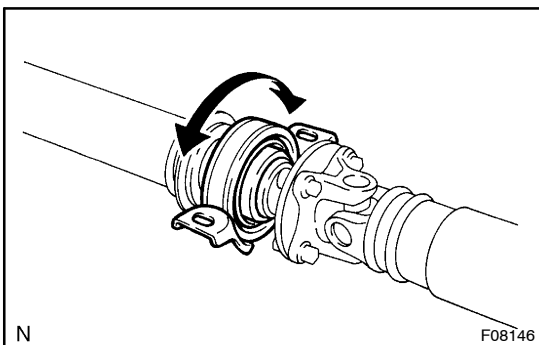


3. INSPECT SPIDER BEARING

(a) Check if the spider bearing rotates smoothly.

(b) Check if there any play in the spider bearing.

If necessary, replace the propeller shaft assembly or intermediate shaft sub-assembly.



4. INSPECT CENTER SUPPORT BEARING

(a) Check if the bearing turns smoothly.

(b) Check for crack in or damage to the cushion.

If the center support bearing is damaged, worn or does not turn smoothly, replace it.