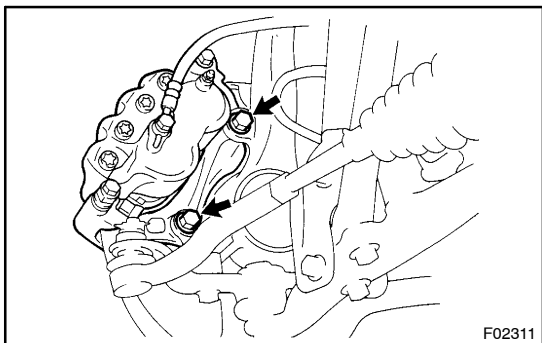


# FRONT WHEEL HUB BOLT REPLACEMENT

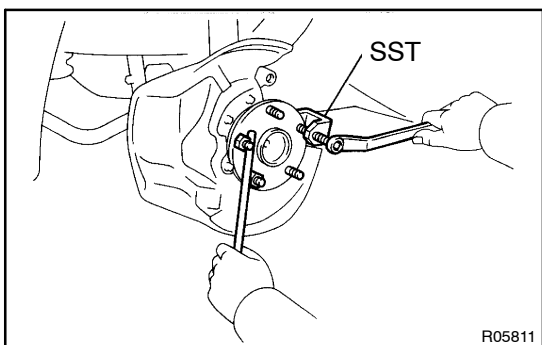
SAORA-03

## 1. REMOVE FRONT WHEEL



## 2. REMOVE BRAKE CALIPER AND DISC

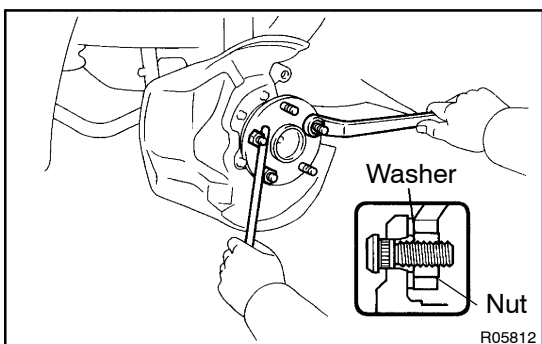
- Remove the 2 bolts and brake caliper from the steering knuckle.
- Support the brake caliper securely.
- Remove the disc.



## 3. REMOVE HUB BOLT

Using SST and a brass bar or an equivalent to hold, remove the hub bolt.

SST 09628-10011



## 4. INSTALL HUB BOLT

- Install a washer and nut to a new hub bolt, as shown in the illustration.
- Using a brass bar or an equivalent to hold, install the hub bolt by torquing the nut.

## 5. INSTALL DISC AND BRAKE CALIPER

- Install the disc.
- Install the brake caliper and 2 bolts to the steering knuckle.

**Torque: 118 N·m (1,200 kgf·cm, 87 ft·lbf)**

## 6. INSTALL FRONT WHEEL

**Torque: 103 N·m (1,050 kgf·cm, 76 ft·lbf)**