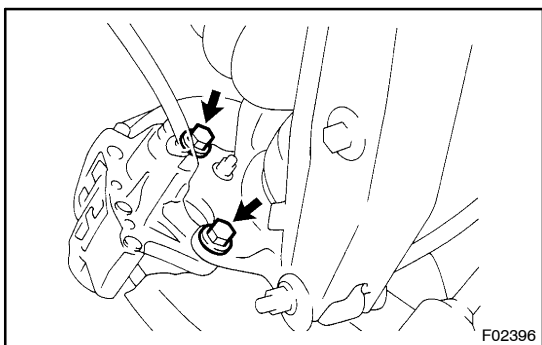


REAR WHEEL HUB BOLT REPLACEMENT

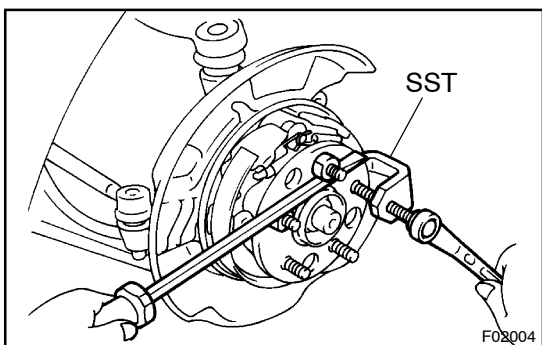
SA093-03

1. REMOVE REAR WHEEL



2. REMOVE BRAKE CALIPER AND DISC

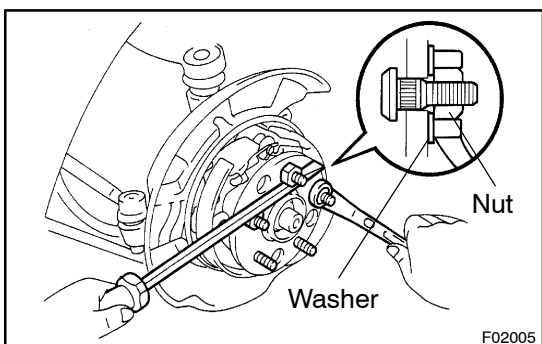
- (a) Remove the 2 bolts and brake caliper from the axle carrier.
- (b) Support the brake caliper securely.
- (c) Remove the disc.



3. REMOVE HUB BOLT

Using SST and a screwdriver or an equivalent to hold, remove the hub bolt.

SST 09628-10011



4. INSTALL HUB BOLT

- (a) Install a washer and nut to a new bolt, as shown in the illustration.
- (b) Using a screwdriver or an equivalent to hold, install the hub bolt by turning the nut.

5. INSTALL DISC AND BRAKE CALIPER

Install the disc, brake caliper and 2 bolts to the axle carrier.

Torque: 104 N·m (1,065 kgf·cm, 77 ft·lbf)

6. INSTALL REAR WHEEL

Torque: 103 N·m (1,050 kgf·cm, 76 ft·lbf)