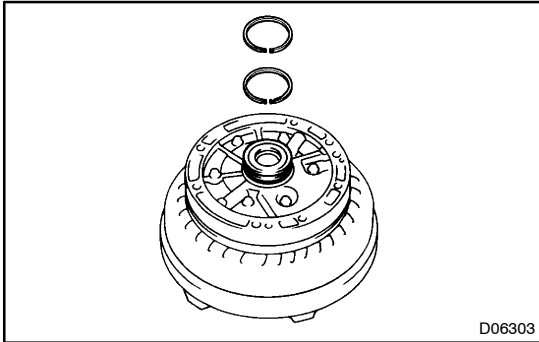


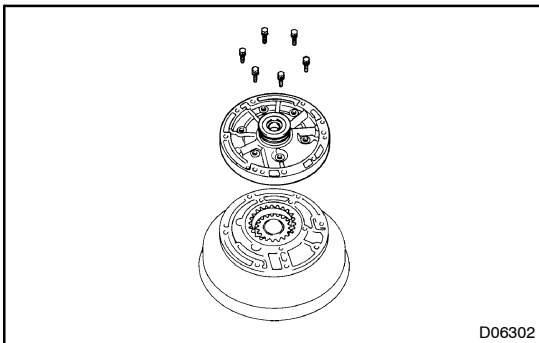
DISASSEMBLY

1. USE TORQUE CONVERTER AS WORK STAND



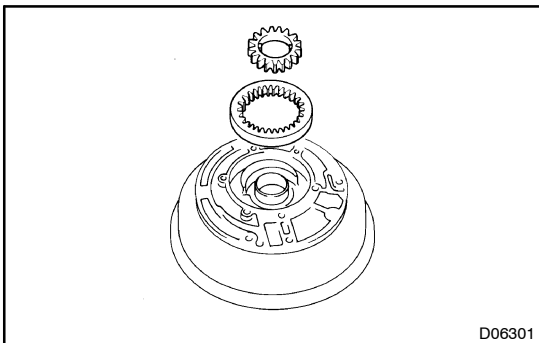
2. REMOVE OIL SEAL RING

Remove the 2 oil seal rings.



3. REMOVE STATOR SHAFT

- (a) Remove the 6 bolts, and then remove the stator shaft from the oil pump body.
- (b) Remove the O-ring from the oil pump body.



4. REMOVE OIL PUMP DRIVE GEAR AND DRIVEN GEAR