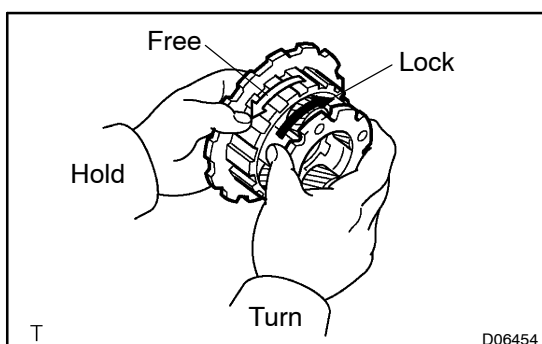


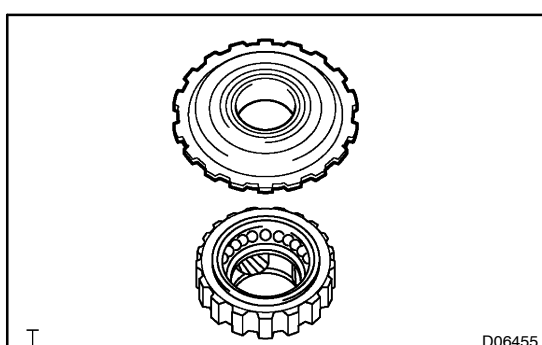
DISASSEMBLY

1. REMOVE THRUST WASHER FROM FRONT PLANETARY CARRIER

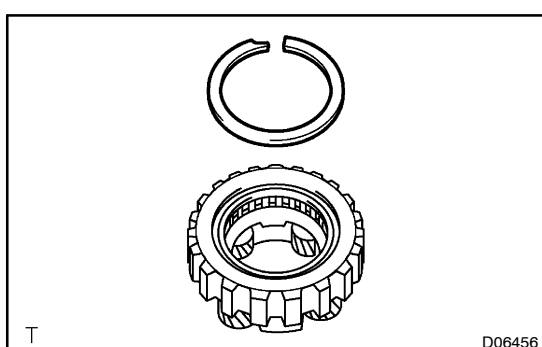


2. CHECK OPERATION OF NO. 2 ONE-WAY CLUTCH

Hold the one-way clutch inner race and turn the planetary gear. The planetary gear turns freely counterclockwise and locks clockwise.

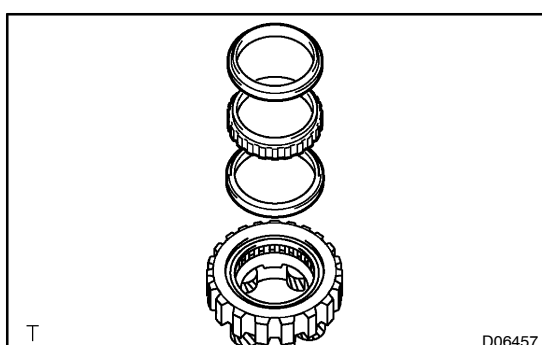


3. REMOVE ONE-WAY CLUTCH INNER RACE

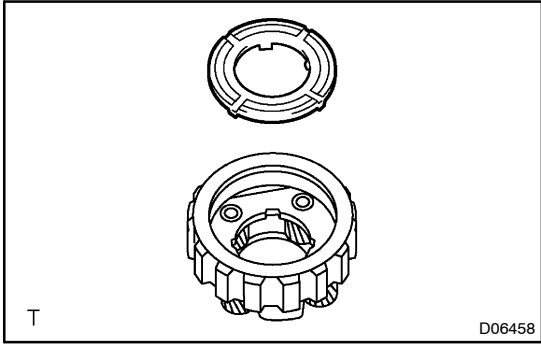


4. REMOVE NO. 2 ONE-WAY CLUTCH

(a) Using a screwdriver, remove the snap ring.



(b) Remove the one-way clutch and 2 retainers from the planetary gear.



5. REMOVE THRUST WASHER