

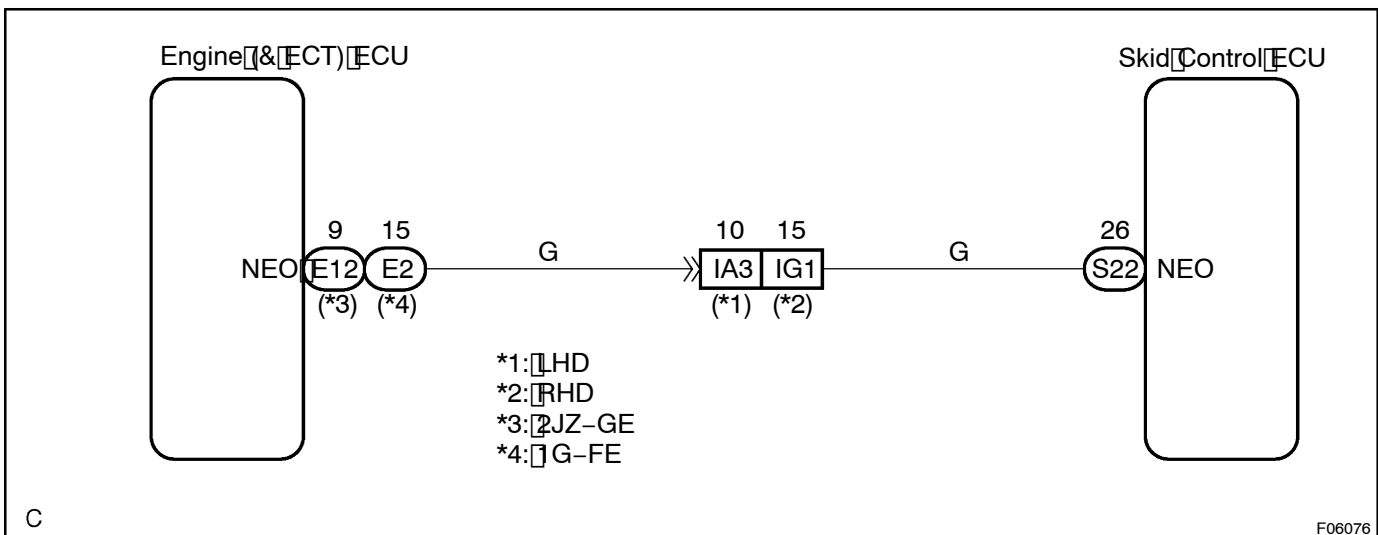
<b>DTC</b>	<b>C1224/44</b>	<b>NE Signal Circuit</b>
------------	-----------------	--------------------------

## CIRCUIT DESCRIPTION

The skid control ECU receives engine revolution speed signals (NE signals) from the engine ECU.

DTC No.	DTC Detecting Condition	Trouble Area
C1224/44	When any of the following 1 through 2 is detected: 1. At vehicle speed of 30 km/h (19 mph) or more, and when data receiving from the engine ECU is in normal condition, and open or short circuit for engine revolution signal circuit continues for 0 sec. or more. 2. While TRC is operating and when open or short circuit for engine revolution signal circuit continues for 0.24 sec. or more.	<ul style="list-style-type: none"> <li>• NEO circuit</li> <li>• Engine ECU</li> <li>• Skid control ECU</li> </ul>

## WIRING DIAGRAM



## INSPECTION PROCEDURE

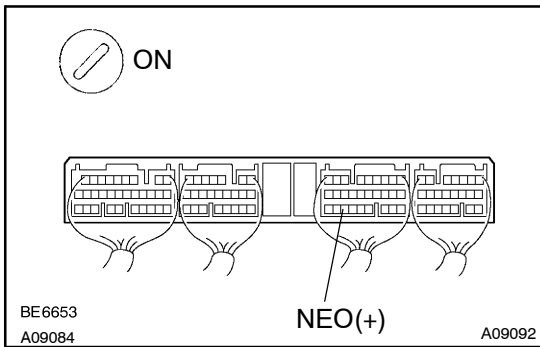
1	Check for open and short circuit in harness and connector between terminals NEO of skid control ECU and terminal NEO of engine ECU (See page N-34).
---	---

NG

Repair or replace harness and connector.

OK

## 2 Check voltage between terminals NEO of skid control ECU and body ground.



### PREPARATION:

- Remove the skid control ECU with connectors still connected.
- Turn the ignition switch ON.

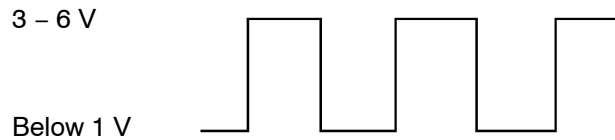
### CHECK:

Measure voltage between terminal NEO of skid control ECU and body ground for the engine conditions below.

### OK:

Engine condition	Voltage
OFF (IG ON)	3 - 6 V or below 1 V
ON (Idling)	3 - 6 V ↔ below 1 V (Pulse)

(Reference)



F03007

NG

Check and replace skid control ECU or engine ECU.

OK

If the same codes is still output after the DTC is deleted, check the contact condition of each connection.