

F03835

INSPECTION

1. CHECK FLUID LEVEL

- (a) Keep the vehicle level.
- (b) With the engine stopped, check the fluid level in the oil reservoir.

If necessary, add fluid.

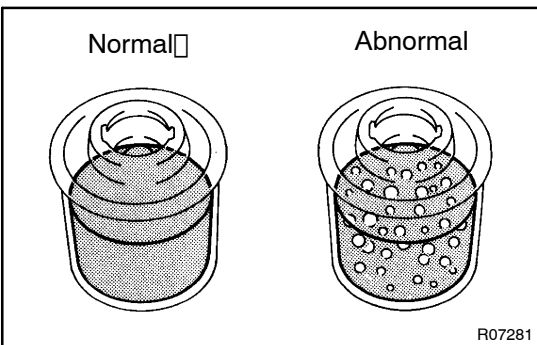
Fluid: ATF DEXRON® II or III

HINT:

Check that the fluid level is within the HOT LEVEL range on the reservoir. If the fluid is cold, check that it is within the COLD LEVEL range.

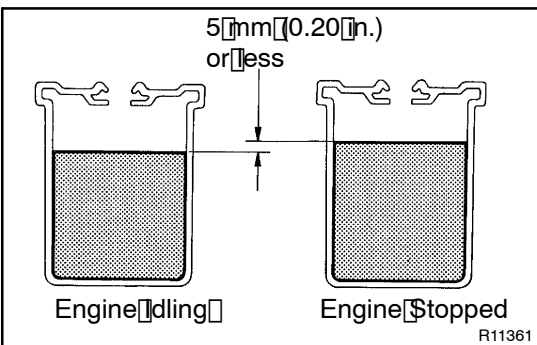
- (c) Start the engine and run it at idle.
- (d) Turn the steering wheel from lock to lock several times to boost fluid temperature.

Fluid temperature: 30°C (176°F)



R07281

- (e) Check for foaming or emulsification. If there is foaming or emulsification, bleed power steering system (See page SR-2)



R11361

- (f) With the engine idling, measure the fluid level in the oil reservoir.

- (g) Stop the engine.

- (h) Wait a few minutes and remeasure the fluid level in the oil reservoir.

Maximum fluid level rise: 5 mm (0.20 in.)

If a problem is found, bleed power steering system

(See page SR-2)

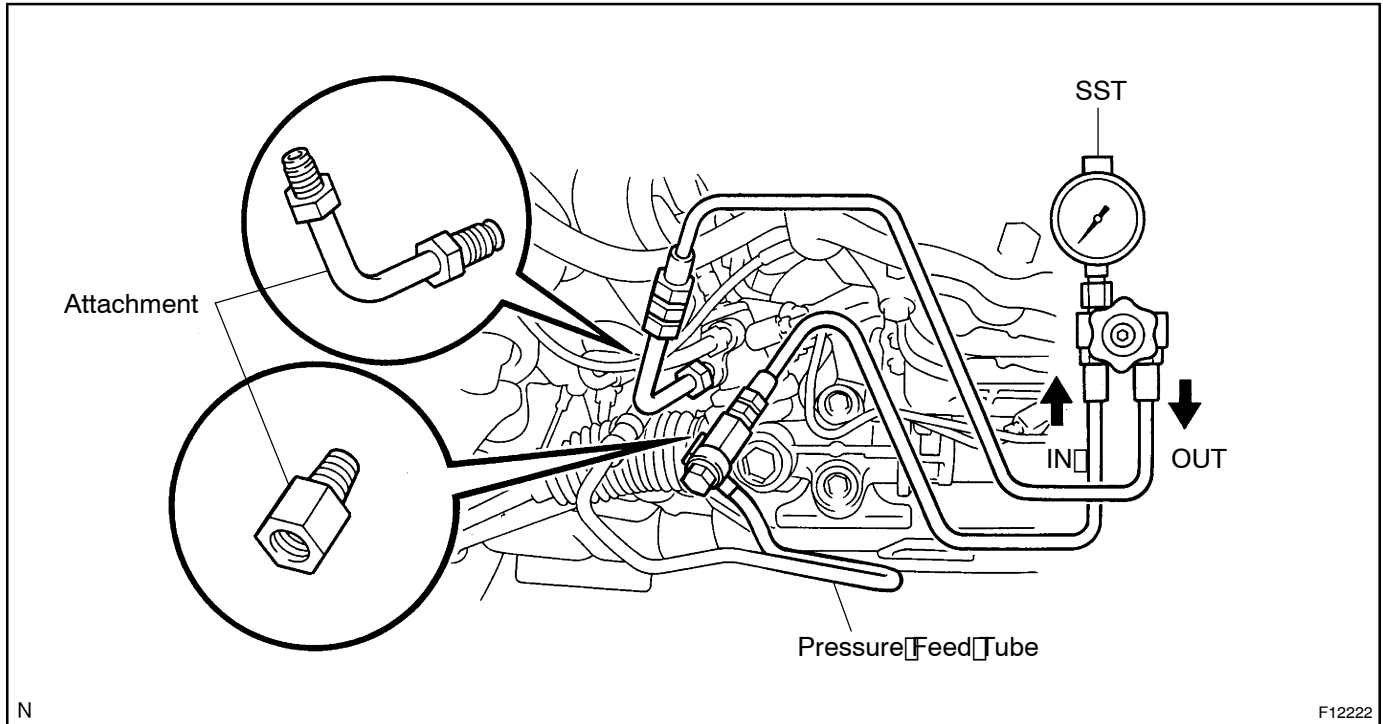
- (i) Check the fluid level.

2. CHECK STEERING FLUID PRESSURE

- (a) Disconnect the pressure feed tube from the PS gear (See page SR-14).
- (b) Connect SST, as shown in the illustration below.
SST 09640-10010 (09641-01010, 09641-01030, 09641-01060)

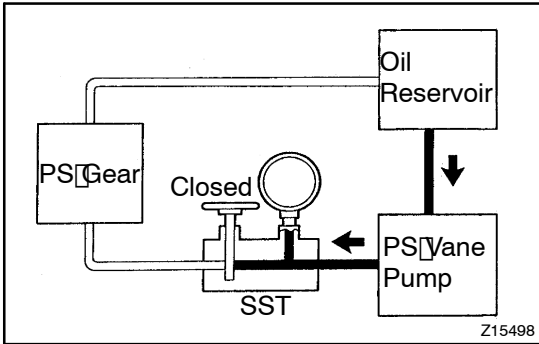
NOTICE:

Check that the valve of the SST is in the open position.



- (c) Bleed the power steering system (See page SR-2)
- (d) Start the engine and run it at idle.
- (e) Turn the steering wheel from lock to lock several times to boost fluid temperature.

Fluid temperature: 80 °C (176 °F)



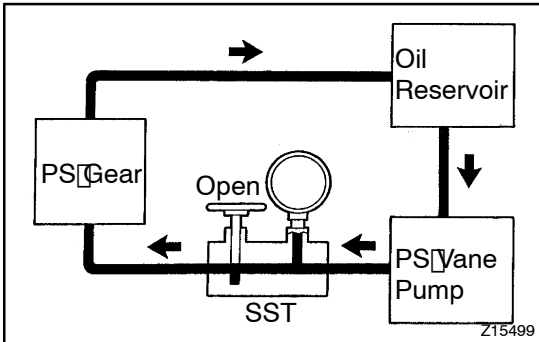
(f) With the engine idling, close the valve of the SST and observe the reading on the SST.

Minimum fluid pressure:

6,900 kPa (70 kgf/cm², 996 psi)

NOTICE:

- Do not keep the valve closed for more than 10 seconds.
- Do not let the fluid temperature become too high.



(g) With the engine idling, open the valve fully.

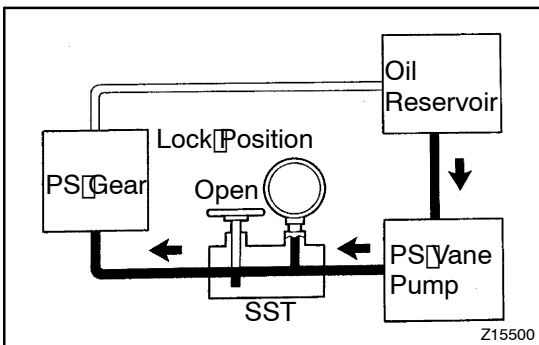
(h) Measure the fluid pressure at engine speeds of 1,000 rpm and 3,000 rpm.

Difference fluid pressure:

490 kPa (5 kgf/cm², 71 psi) or less

NOTICE:

Do not turn the steering wheel.



(i) With the engine idling and valve fully opened, turn the steering wheel to full lock position.

Minimum fluid pressure:

6,900 kPa (70 kgf/cm², 996 psi)

NOTICE:

- Do not maintain lock position for more than 10 seconds.
- Do not let the fluid temperature become too high.

(j) Disconnect the SST.

SST 09640-10010 (09641-01010, 09641-01030, 09641-01060)

(k) Connect the pressure feed tube to the PS gear (See page SR-2).

(l) Bleed the power steering system (See page SR-2)