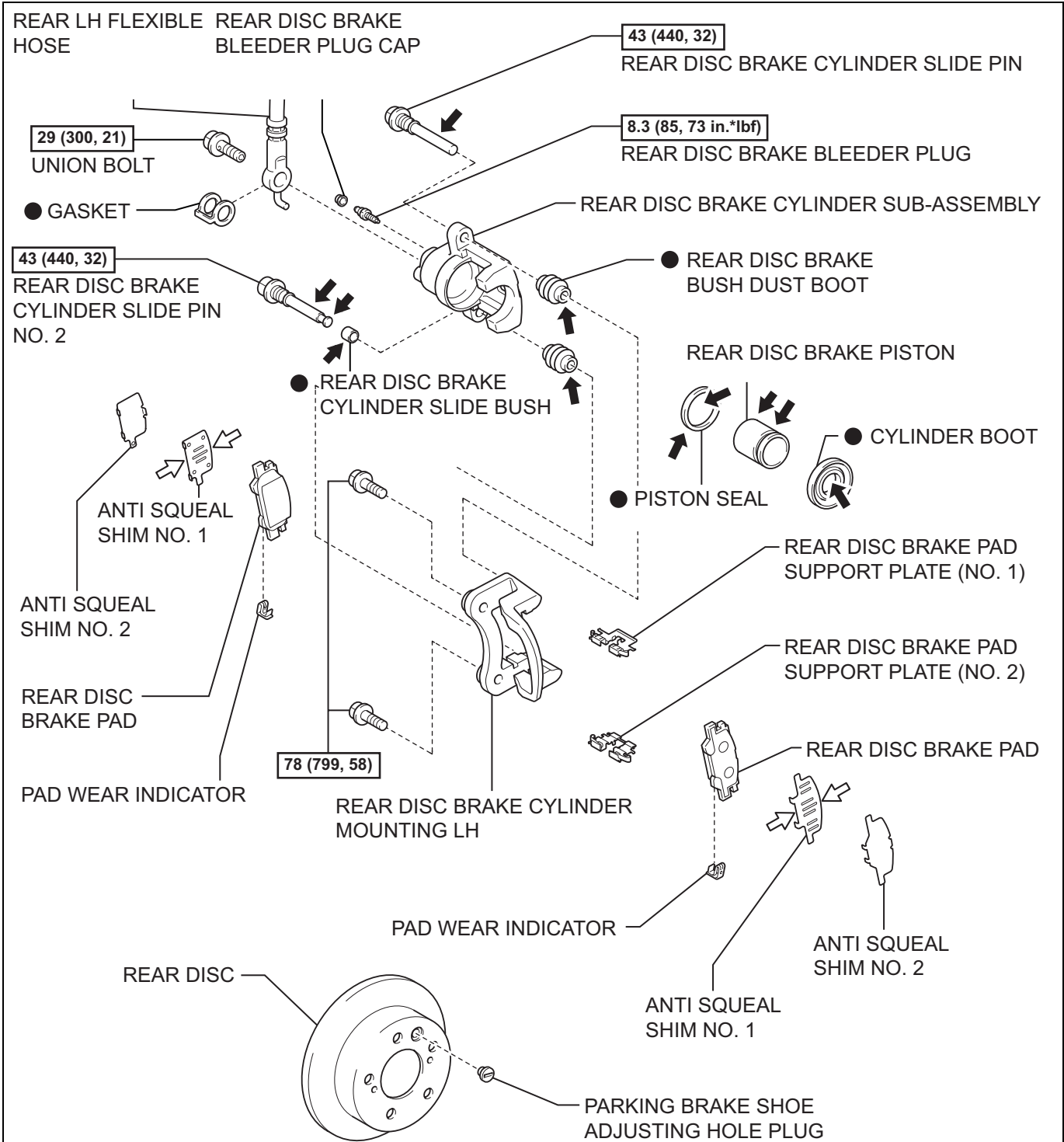


# REAR BRAKE COMPONENTS



**N\*m (kgf\*cm, ft.\*lbf)** : Specified torque      ← Lithium soap base glycol grease

● Non-reusable part      ⇐ Disc brake grease

## REMOVAL

### HINT:

Overhaul the RH side by using the same procedures as those for the LH side.

1. REMOVE REAR WHEEL
2. DRAIN BRAKE FLUID

### NOTICE:

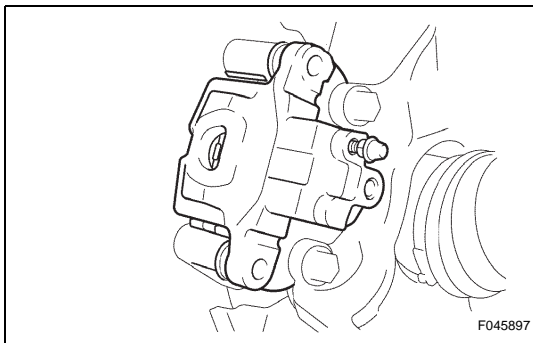
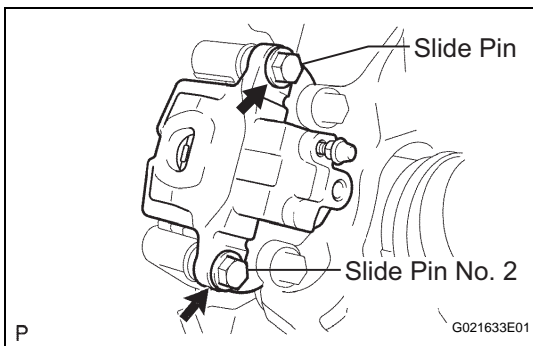
Wash the brake fluid off immediately if it adheres to any painted surfaces.

3. DISCONNECT REAR LH FLEXIBLE HOSE

(a) Remove the union bolt and the gasket from the disc brake cylinder assembly rear, then disconnect the flexible hose.

4. REMOVE REAR DISC BRAKE CYLINDER SLIDE PIN

(a) Remove the rear disc brake cylinder slide pin No. 2.  
(b) Remove the rear disc brake cylinder slide pin.



5. REMOVE DISC BRAKE CYLINDER ASSEMBLY

(a) Remove the disc brake cylinder assembly.