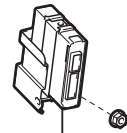
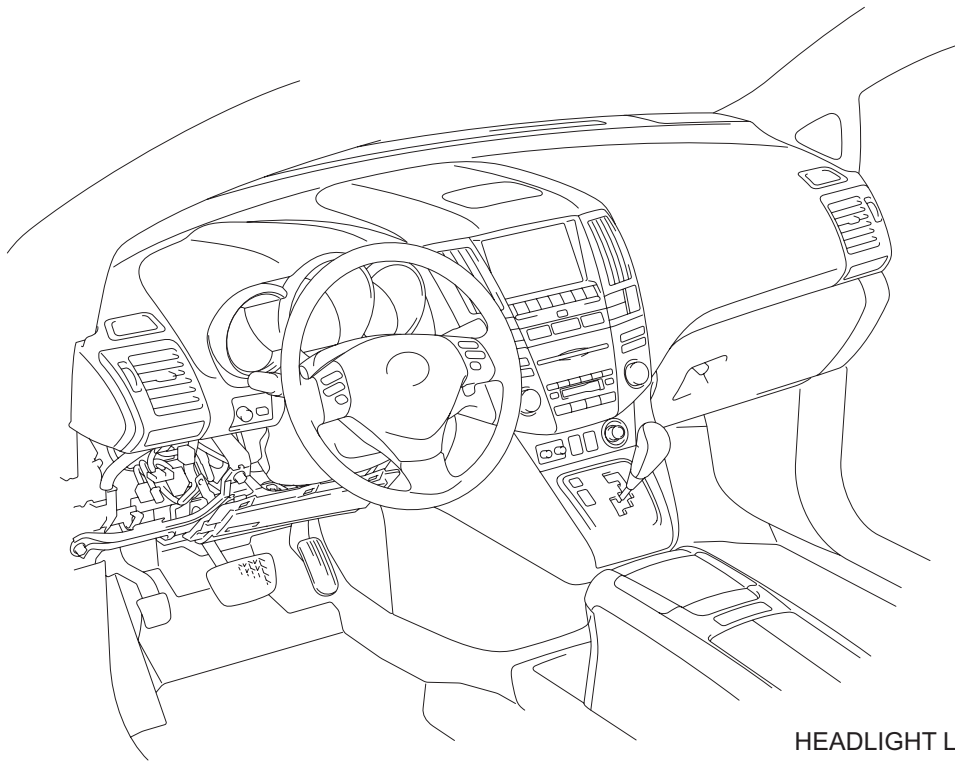
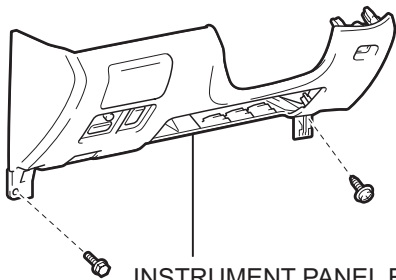


DISTANCE CONTROL ECU

COMPONENTS



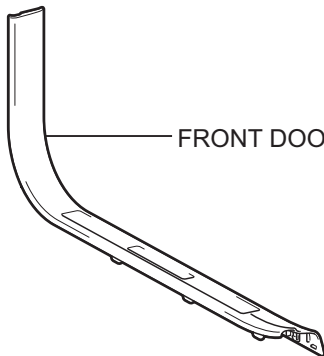
HEADLIGHT LEVELING ECU ASSEMBLY



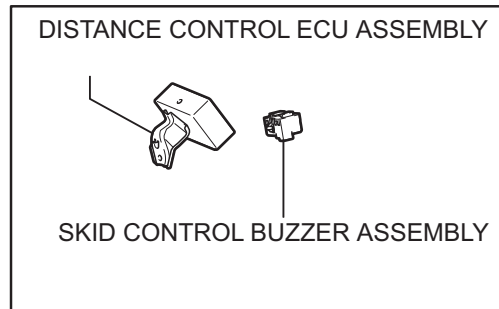
INSTRUMENT PANEL FINISH
PANEL SUB-ASSEMBLY LOWER



DISTANCE CONTROL ECU ASSEMBLY
WITH SKID CONTROL BUZZER ASSEMBLY



FRONT DOOR SCUFF PLATE LH



DISTANCE CONTROL ECU ASSEMBLY

SKID CONTROL BUZZER ASSEMBLY

CC

REMOVAL

1. REMOVE FRONT DOOR SCUFF PLATE LH
2. REMOVE INSTRUMENT PANEL FINISH PANEL SUB-ASSEMBLY LOWER
3. REMOVE CRUISE CONTROL ECU ASSEMBLY
 - (a) Disconnect the connector.
 - (b) Remove the nut and cruise control ECU (distance control ECU) assembly.

