

THEFT DETERRENT SYSTEM

PRECAUTION

1. GENERAL PRECAUTION

- (a) While using the battery during inspection, do not bring the positive and negative tester probes too close to each other as a short circuit may occur.

2. PRECAUTION FOR DISCONNECTING THE BATTERY CABLE

NOTICE:

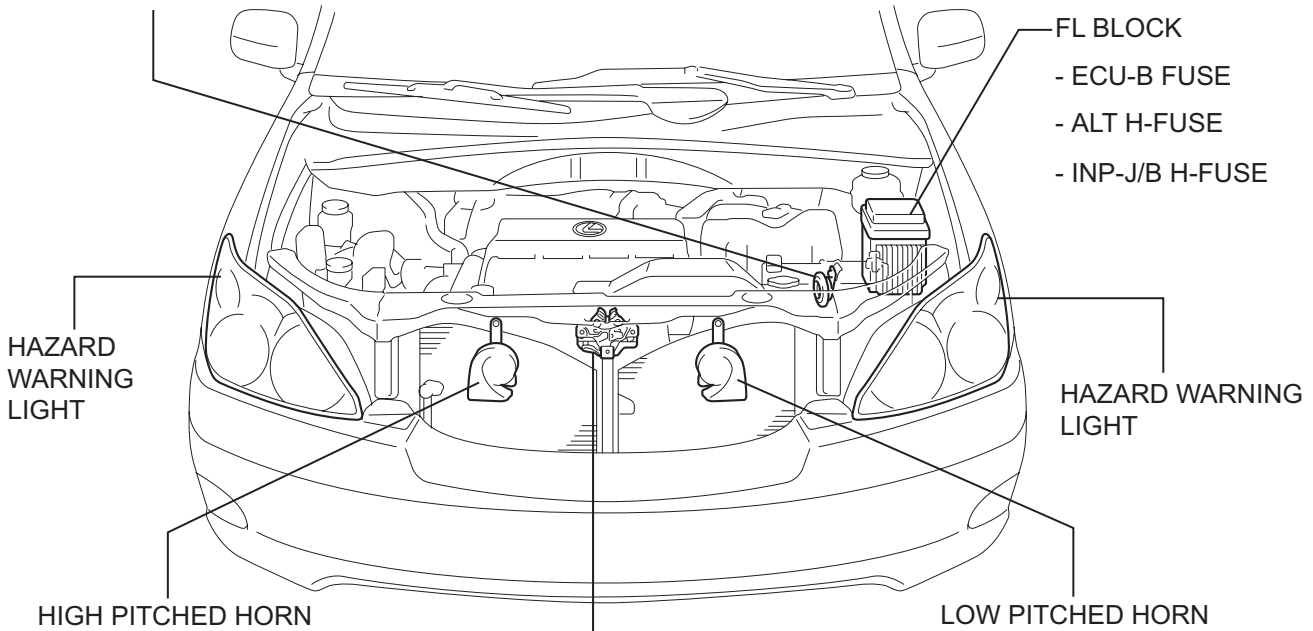
When disconnecting the negative (-) battery terminal, initialize the following systems after the terminal is reconnected.

| System Name | See Procedure |
|---|---|
| Lighting System (Adapt Front-Lighting System) | LI-17 |
| Sliding Roof System | RF-4 RF-22 |
| Power Window Control System | WS-12 |
| Power Back Door System | ED-33 |

PARTS LOCATION

TD

SECURITY HORN ASSEMBLY



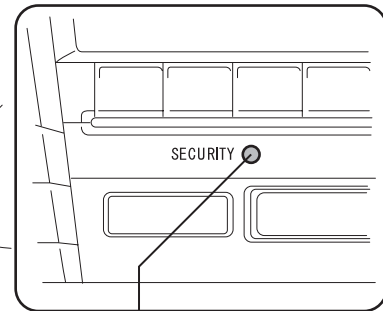
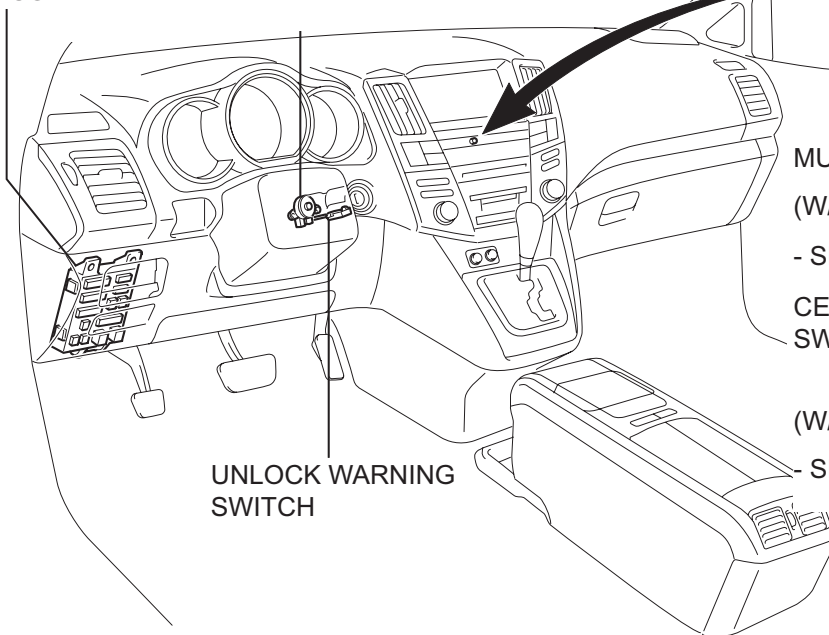
HOOD LOCK ASSEMBLY

- ENGINE HOOD COURTESY SWITCH

INSTRUMENT PANEL J/B ASSEMBLY

- MULTIPLEX NETWORK BODY ECU
- IG1 RELAY
- ECU-IG NO. 1 FUSE
- AM1 FUSE

IGNITION SWITCH ASSEMBLY



MULTI-DISPLAY ASSEMBLY (W/ LEXUS NAVIGATION SYSTEM)

- SECURITY INDICATOR

CENTER CLUSTER INTEGRATION SWITCH ASSEMBLY

(W/O LEXUS NAVIGATION SYSTEM)

- SECURITY INDICATOR

TD

