

GENERAL

CONTENTS

VEHICLE IDENTIFICATION	2	MAJOR SPECIFICATIONS	5
Models	2	Hatchback	5
Model Code	4	Sedan	8



VEHICLE IDENTIFICATION

MODELS

<HATCHBACK>

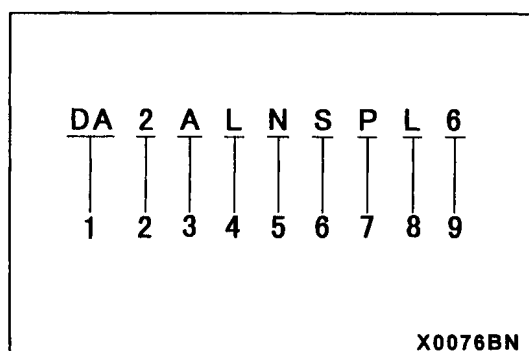
Model code		Engine model	Transmission model	Fuel supply system
DA1A	LNSPL6/R6	4G92-SOHC (1,597 mℓ)	F5MR1 (2WD-5M/T)	MPI
	LNUPL6/R6			
	LRUPL6/R6		F4A41 (2WD-4A/T)	
	LNGPL6/R6		F5MR1 (2WD-5M/T)	
	LRGPL6/R6		F4A41 (2WD-4A/T)	
	LNSJL6		F5MR1 (2WD-5M/T)	
	LNSLL6			
	LNULL6			
	LNUJL6			
	LRUJL6		F4A41 (2WD-4A/T)	
	LNGLL6		F5MR1 (2WD-5M/T)	
	LNGJL6			
	LRGJL6		F4A41 (2WD-4A/T)	
	DA2A		LNSQL6/R6	
LNUQL6/R6		F5M42 (2WD-5M/T)		
LRUQL6/R6		F4A42 (2WD-4A/T)		
LNGQL6/R6		F5M42 (2WD-5M/T)		
LRGQL6/R6		F4A42 (2WD-4A/T)		
LNXQL6/R6		F5M42 (2WD-5M/T)		
LRXQL6/R6		F4A42 (2WD-4A/T)		
LNSGL6		F5M42 (2WD-5M/T)		
LNSRL6				
LNUGL6				
LNURL6				
LRUGL6		F4A42 (2WD-4A/T)		
LNGGL6		F5M42 (2WD-5M/T)		
LNGRL6				
LRGGL6		F4A42 (2WD-4A/T)		
LNXGL6		F5M42 (2WD-5M/T)		

Model code		Engine model	Transmission model	Fuel supply system
DA2A	LNXRL6	4G93-DOHC (1,834 mℓ)	F5M42 (2WD-5M/T)	GDI
	LRXGL6		F4A42 (2WD-4A/T)	
DA4A	LNSFL6/R6	F8QT (1,870 mℓ)	F5MR3 (2WD-5M/T)	Fuel injection pump
	LNUFL6/R6			
	LNXFL6/R6			

<SEDAN>

Model code		Engine model	Transmission model	Fuel supply system
DA1A	SNSPL6/R6	4G92-SOHC (1,597 mℓ)	F5MR1 (2WD-5M/T)	MPI
	SNUPL6/R6			
	SRUPL6/R6		F4A41 (2WD-4A/T)	
	SNGPL6/R6		F5MR1 (2WD-5M/T)	
	SRGPL6/R6		F4A41 (2WD-4A/T)	
	SNSJL6		F5MR1 (2WD-5M/T)	
	SNSLL6			
	SNULL6			
	SNUJL6			
	SRUJL6		F4A41 (2WD-4A/T)	
	SNGLL6		F5MR1 (2WD-5M/T)	
	SNGJL6			
	SRGJL6		F4A41 (2WD-4A/T)	
DA2A	SNSQL6/R6	4G93-DOHC (1,834 mℓ)	F5M42 (2WD-5M/T)	GDI
	SNUQL6/R6			
	SRUQL6/R6		F4A42 (2WD-4A/T)	
	SNGQL6/R6		F5M42 (2WD-5M/T)	
	SRGQL6/R6		F4A42 (2WD-4A/T)	
	SNXQL6/R6		F5M42 (2WD-5M/T)	
	SRXQL6/R6		F4A42 (2WD-4A/T)	
	SNSGL6		F5M42 (2WD-5M/T)	
	SNSRL6			
	SNUGL6			
	SNURL6			
	SRUGL6		F4A42 (2WD-4A/T)	

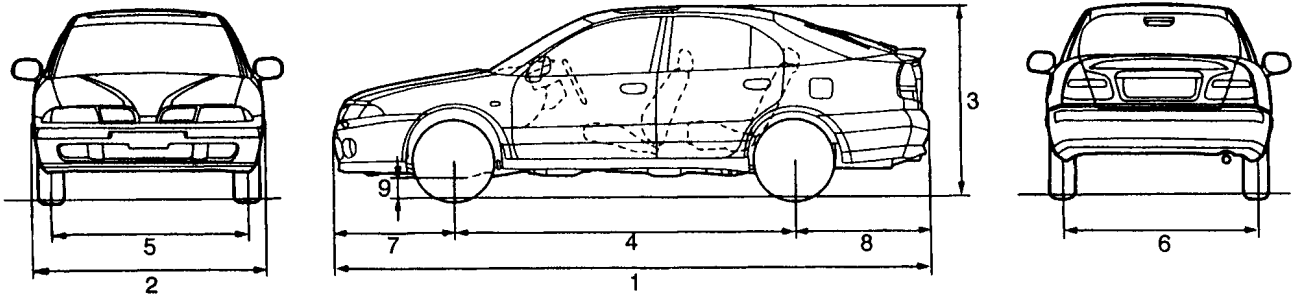
Model code		Engine model	Transmission model	Fuel supply system
DA2A	SNGGL6	4G93-DOHC (1,834 ml)	F5M42 (2WD-4A/T)	GDI
	SNGRL6			
	SRGGL6		F4A42 (2WD-4A/T)	
	SNXGL6		F5M42 (2WD-5M/T)	
	SNXRL6			
	SRXGL6		F4A42 (2WD-4A/T)	
DA4A	SNSFL6/R6	F8QT (1,870 ml)	F5MR3 (2WD-5M/T)	Fuel injection pump
	SNUFL6/R6			
	SNXFL6/R6			



MODEL CODE

No.	Items	Contents
1	Development	DA: MITSUBISHI CARISMA
2	Engine type	1: 1,597 ml petrol engine
		2: 1,834 ml petrol engine
		4: 1,870 ml diesel engine
3	Sort	A: Passenger car
4	Body style	L: 5-door hatchback
		S: 4-door sedan
5	Transmission type	N: 5-speed manual transmission
		R: 4-speed automatic transmission
6	Trim level	S: BASE
		U: COMFORT
		G: SPORT
		X: LUXURY
7	Specified engine feature	P: MPI-SOHC (D3 spec.)
		J or L: MPI-SOHC (D4 spec.)
		Q: GDI-DOHC (D3 spec.)
		G or R: GDI-DOHC (D4 spec.)
		F: Turbocharger with intercooler
8	Steering wheel location	L: Left hand
		R: Right hand
9	Destination	6: For Europe

**MAJOR SPECIFICATIONS
HATCHBACK**



AP01A044

Items		DA1A LNSPL6, LNSPR6, LNSJL6, LNSLL6	DA1A LNUPL6, LNUPR6, LNULL6, LNUJL6	DA1A LRUPL6, LRUPR6, LRUJL6, LRGPL6, LRGPR6, LRGJL6	DA1A LNGPL6, LNGPR6, LNGLL6, LNGJL6	
Vehicle dimensions mm	Overall length	1	4,475	4,475	4,475	4,475
	Overall width	2	1,710	1,710	1,710	1,710
	Overall height (unladen)	3	1,405	1,405	1,405	1,405
	Wheelbase	4	2,550	2,550	2,550	2,550
	Track-front	5	1,475	1,475	1,475	1,475
	Track-rear	6	1,470	1,470	1,470	1,470
	Overhang-front	7	905	905	905	905
	Overhang-rear	8	1,020	1,020	1,020	1,020
	Ground clearance (unladen)	9	140	140	140	140
Vehicle weight kg	Kerb weight		1,175	1,180	1,210	1,180
	Max. gross vehicle weight rating		1,685	1,695	1,725	1,695
	Max. axle weight rating-front		940	940	940	940
	Max. axle weight rating-rear		865	865	865	865
Seating capacity			5			
Engine	Model No.	4G92				
	Total displacement ml	1,597				
Transmission	Model No.	F5MR1		F4A41	F5MR1	
	Type	5 speed-manual		4 speed-auto-matic	5 speed-manual	
Fuel system	Fuel supply system	Electronic control multipoint fuel injection				

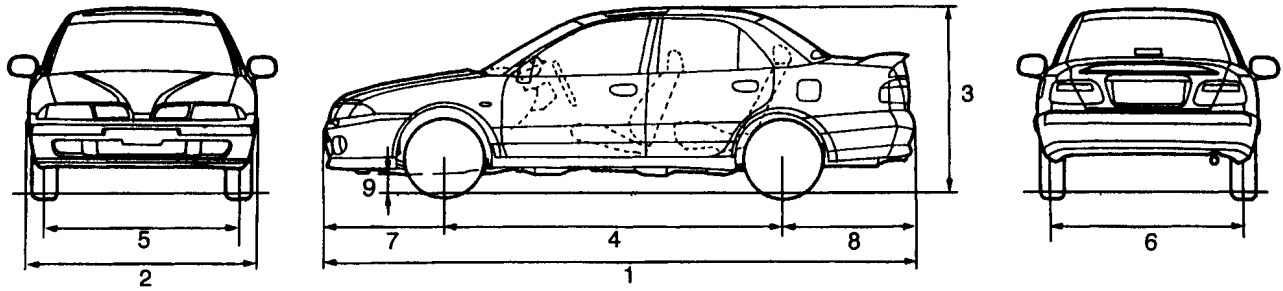
Items		DA2A LNSQ L6, LNSQ R6, LNSG L6, LNSRL6	DA2A LNUQ L6, LNUQ R6, LNUG L6, LNURL6	DA2A LRUQ L6, LRUQ R6, LRUGL6	DA2A LNGQ L6, LNGQ R6, LNGG L6, LNGRL6	DA2A LRGQ L6, LRGQ R6, LRGG L6	DA2A LNXQ L6, LNXQ R6, LNXG L6, LNXRL6	DA2A LRXQ L6, LRXQ R6, LRXGL6	
Vehicle dimensions mm	Overall length	1	4,475	4,475	4,475	4,475	4,475	4,475	
	Overall width	2	1,710	1,710	1,710	1,710	1,710	1,710	
	Overall height (unladen)	3	1,405	1,405	1,405	1,405	1,405	1,405	
	Wheelbase	4	2,550	2,550	2,550	2,550	2,550	2,550	
	Track-front	5	1,475	1,475	1,475	1,475	1,475	1,475	
	Track-rear	6	1,470	1,470	1,470	1,470	1,470	1,470	
	Overhang-front	7	905	905	905	905	905	905	
	Overhang-rear	8	1,020	1,020	1,020	1,020	1,020	1,020	
	Ground clear- ance (unladen)	9	140	140	140	140	140	140	
Vehicle weight kg	Kerb weight		1,215	1,220	1,235	1,225	1,240	1,250	1,265
	Max. gross vehicle weight rating		1,725	1,730	1,745	1,730	1,745	1,735	1,750
	Max. axle weight rating-front		940	940	940	940	940	940	940
	Max. axle weight rating-rear		875	875	875	875	875	875	875
Seating capacity			5						
Engine	Model No.	4G93							
	Total displacement ml	1,834							
Transmis- sion	Model No.	F5M42	F4A42	F5M42	F4A42	F5M42	F4A42		
	Type	5 speed-manual	4 speed- auto- matic	5 speed- manual	4 speed- auto- matic	5 speed- manual	4 speed- auto- matic		
Fuel system	Fuel supply system	Gasoline direct injection							

GENERAL – Major Specifications

00-7

Items			DA4A LNSFL6, LNSFR6	DA4A LNUFL6, LNUFR6	DA4A LNXFL6, LNXFR6
Vehicle dimensions mm	Overall length	1	4,475	4,475	4,475
	Overall width	2	1,710	1,710	1,710
	Overall height (unladen)	3	1,405	1,405	1,405
	Wheelbase	4	2,550	2,550	2,550
	Track-front	5	1,475	1,475	1,475
	Track-rear	6	1,470	1,470	1,470
	Overhang-front	7	905	905	905
	Overhang-rear	8	1,020	1,020	1,020
	Ground clearance (unladen)	9	140	140	140
Vehicle weight kg	Kerb weight		1,215	1,220	1,255
	Max. gross vehicle weight rating		1,730	1,740	1,740
	Max. axle weight rating-front		940	940	940
	Max. axle weight rating-rear		870	870	870
Seating capacity			5		
Engine	Model No.		F8QT		
	Total displacement ml		1,870		
Transmission	Model No.		F5MR3		
	Type		5 speed-manual		
Fuel system	Fuel supply system		Fuel injection pump		

SEDAN



BP01A044

Items		DA1A SNSPL6, SNSPR6, SNSJL6, SNSLL6	DA1A SNUPL6, SNUPR6, SNULL6, SNUJL6, SNGPL6, SNGPR6, SNGLL6, SNGJL6	DA1A SRUPL6, SRUPR6, SRUJL6, SRGPL6, SRGPR6, SRGJL6
Vehicle dimensions mm	Overall length	1 4,475	4,475	4,475
	Overall width	2 1,710	1,710	1,710
	Overall height (unladen)	3 1,405	1,405	1,405
	Wheelbase	4 2,550	2,550	2,550
	Track-front	5 1,475	1,475	1,475
	Track-rear	6 1,470	1,470	1,470
	Overhang-front	7 905	905	905
	Overhang-rear	8 1,020	1,020	1,020
	Ground clearance (unladen)	9 140	140	140
Vehicle weight kg	Kerb weight	1,155	1,160	1,190
	Max. gross vehicle weight rating	1,665	1,675	1,705
	Max. axle weight rating-front	940	940	940
	Max. axle weight rating-rear	840	840	840
Seating capacity		5		
Engine	Model No.	4G92		
	Total displacement m ^l	1,597		
Transmission	Model No.	F5MR1	F4A41	
	Type	5 speed-manual	4 speed-automatic	
Fuel system	Fuel supply system	Electronic control multipoint fuel injection		

GENERAL – Major Specifications

00-9

Items		DA2A SNSQ L6, SNSQ R6, SNSG L6, SNSRL6	DA2A SNUQ L6, SNUQ R6, SNUG L6, SNURL6	DA2A SRUQ L6, SRUQ R6, SRUG L6	DA2A SNGQ L6, SNGQ R6, SNGG L6, SNGRL 6	DA2A SRGQ L6, SRGQ R6, SRGG L6	DA2A SNXQ L6, SNXQ R6, SNXG L6, SNXRL6	DA2A SRXQ L6, SRXQ R6, SRXG L6	
Vehicle dimensions mm	Overall length	1	4,475	4,475	4,475	4,475	4,475	4,475	
	Overall width	2	1,710	1,710	1,710	1,710	1,710	1,710	
	Overall height (unladen)	3	1,405	1,405	1,405	1,405	1,405	1,405	
	Wheelbase	4	2,550	2,550	2,550	2,550	2,550	2,550	
	Track-front	5	1,475	1,475	1,475	1,475	1,475	1,475	
	Track-rear	6	1,470	1,470	1,470	1,470	1,470	1,470	
	Overhang-front	7	905	905	905	905	905	905	
	Overhang-rear	8	1,020	1,020	1,020	1,020	1,020	1,020	
	Ground clearance (unladen)	9	140	140	140	140	140	140	
Vehicle weight kg	Kerb weight		1,195	1,200	1,215	1,205	1,220	1,230	1,245
	Max. gross vehicle weight rating		1,705	1,710	1,725	1,710	1,725	1,715	1,730
	Max. axle weight rating-front		940	940	940	940	940	940	940
	Max. axle weight rating-rear		850	850	850	850	850	850	850
Seating capacity			5						
Engine	Model No.	4G93							
	Total displacement m ^l	1,834							
Transmission	Model No.	F5M42		F4A42	F5M42	F4A42	F5M42	F4A42	
	Type	5 speed-manual		4 speed-automatic	5 speed-manual	4 speed-automatic	5 speed-manual	4 speed-automatic	
Fuel system	Fuel supply system	Gasoline direct injection							

Items		DA4A SNSFL6, SNSFR6	DA4A SNUFL6, SNUFR6	DA4A SNXFL6, SNXFR6
Vehicle dimensions mm	Overall length	1 4,475	4,475	4,475
	Overall width	2 1,710	1,710	1,710
	Overall height (unladen)	3 1,405	1,405	1,405
	Wheelbase	4 2,550	2,550	2,550
	Track-front	5 1,475	1,475	1,475
	Track-rear	6 1,470	1,470	1,470
	Overhang-front	7 905	905	905
	Overhang-rear	8 1,020	1,020	1,020
	Ground clear- ance (unladen)	9 140	140	140
Vehicle weight kg	Kerb weight	1,195	1,200	1,235
	Max. gross vehicle weight rating	1,710	1,720	1,720
	Max. axle weight rating-front	940	940	940
	Max. axle weight rating-rear	845	845	845
Seating capacity		5		
Engine	Model No.	F8QT		
	Total displacement mℓ	1,870		
Transmis- sion	Model No.	F5MR3		
	Type	5 speed-manual		
Fuel system	Fuel supply system	Fuel injection pump		