

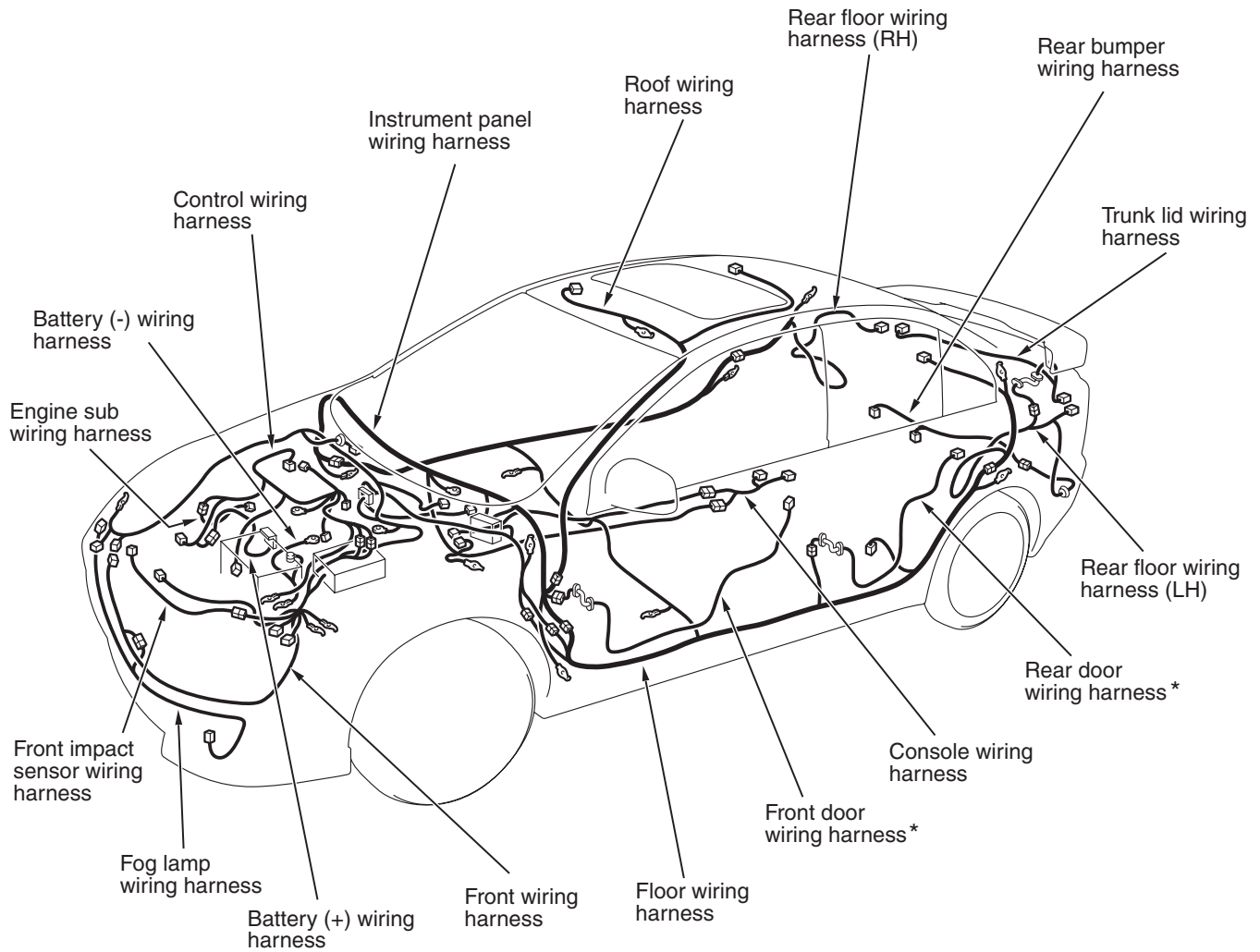
---

**GROUP 80A****CONFIGURATION  
DIAGRAMS****CONTENTS**

<b>OVERALL CONFIGURATION DIAGRAM.....</b>	<b>80A-2</b>	<b>DASH PANEL.....</b>	<b>80A-10</b>
<b>HOW TO READ CONFIGURATION DIAGRAMS .....</b>	<b>80A-3</b>	<b>FLOOR AND ROOF .....</b>	<b>80A-16</b>
<b>ENGINE COMPARTMENT.....</b>	<b>80A-4</b>	<b>DOOR .....</b>	<b>80A-18</b>
<b>ENGINE AND TRANSAXLE .....</b>	<b>80A-6</b>	<b>LUGGAGE COMPARTMENT.....</b>	<b>80A-20</b>

## OVERALL CONFIGURATION DIAGRAM

M1801000101818



AC607582AC

**NOTE:**

1. This illustration shows only major wiring harnesses.
2. \*: also equipped at the right side.

# HOW TO READ CONFIGURATION DIAGRAMS

M1801000200555

The wiring harness diagrams clearly show the connector locations and harness configurations on actual vehicles. Some variations are included in one configuration diagram. Accordingly, some diagrams may not be applicable for individual vehicles.

Denotes connector No.  
The same connector No. is used throughout the circuit diagrams to facilitate connector location searches.  
The first alphabetical symbol indicates the location site of the connector and a number that follows is the unique number.  
Numbers are usually assigned to parts in clockwise order on the diagram.

Example: A-19

- Number specific to connector (serial number)
- Connector location site symbol

A: ENGINE COMPARTMENT	D: FLOOR AND ROOF
B: ENGINE AND TRANSAXLE	E: DOOR
C: DASH PANEL	F: LUGGAGE COMPARTMENT

Denotes ground point.  
Same ground number is used throughout circuit diagrams to facilitate search of ground point.  
Refer to GROUP 70 COMPONENT LOCATIONS -GROUND MOUNTING LOCATIONS for details of ground points.

Denotes harness name.

Denotes a section covered by a corrugated tube.

The mark ★ shows the standard mounting position of wiring harness.

Denotes the color of the tube (If not specified, it is black).  
R: Red  
Y: Yellow

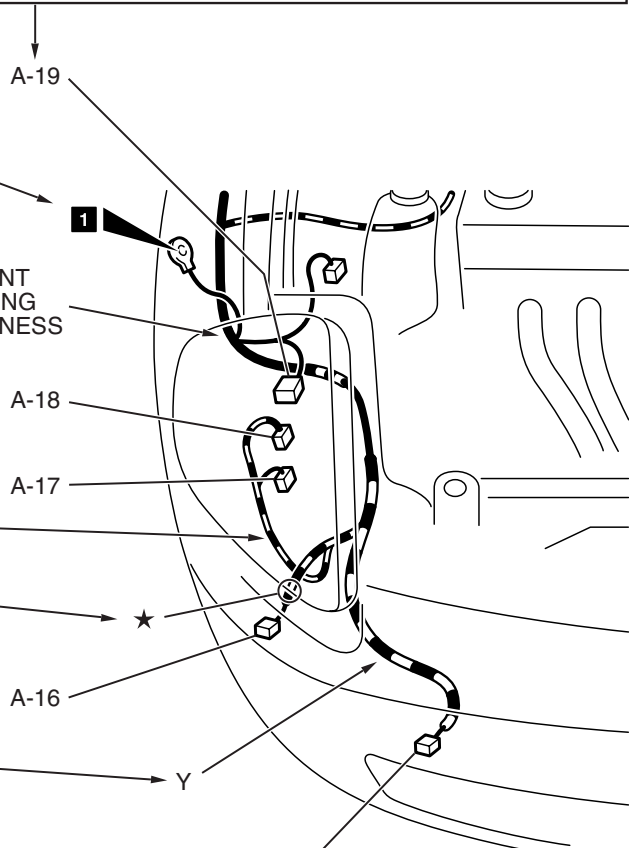
The number of connector pins and the connector color (except milk white)\* are shown for ease of retrieval.

Example: (2-B)

- Connector color (milk white if no color is indicated)
- Number of connector pins

\*: Typical connector colors

B: Black	BR: Brown
Y: Yellow	V: Violet
L: Blue	O: Orange
G: Green	GR: Gray
R: Red	NONE: Milk white

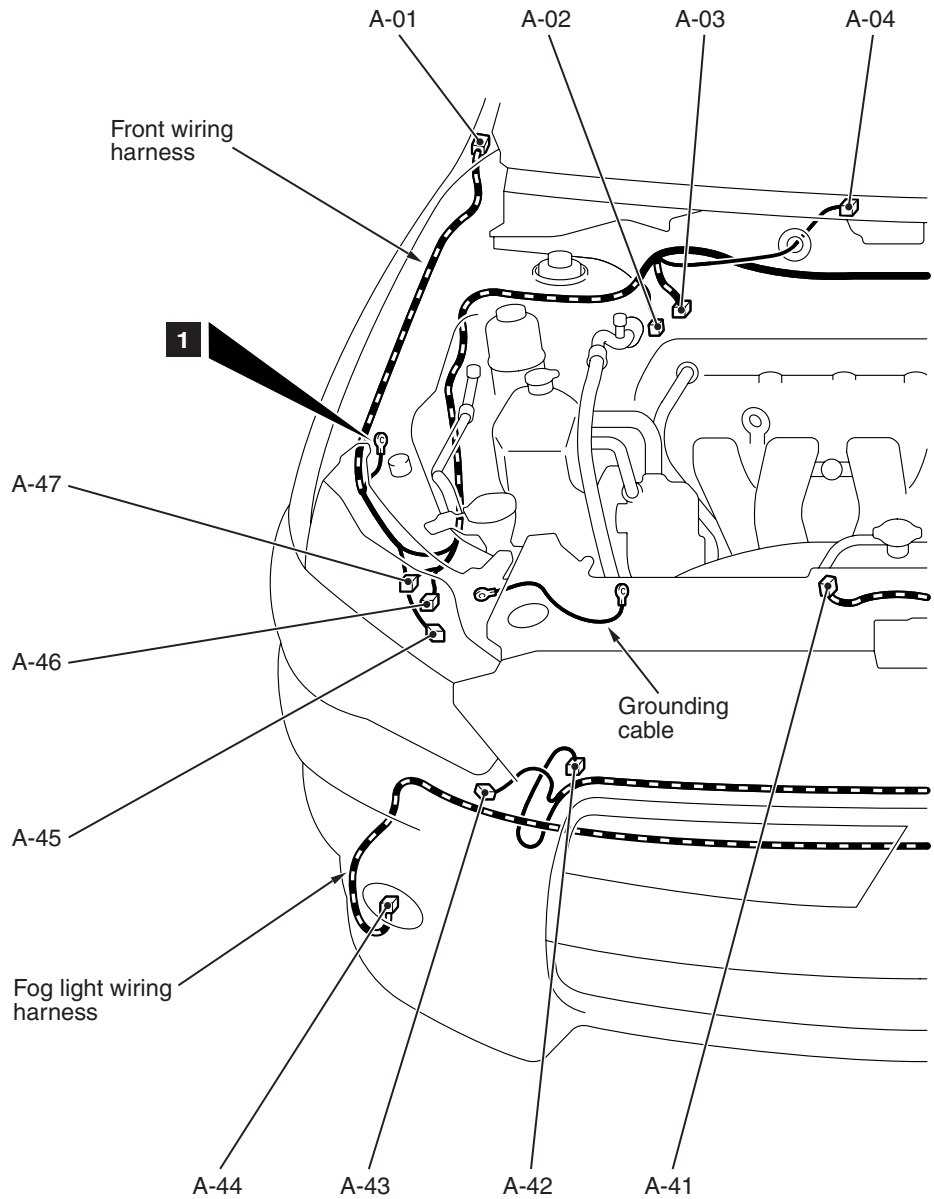
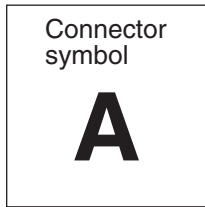


- A-15 (2) FOG LIGHT (RH)
- A-16 (2-GR) HORN (LOW)
- A-17 (2-B) HEADLIGHT (RH)
- A-18 (2-B) WINDSHIELD WASHER MOTOR
- A-19 (2-GR) DUAL PRESSURE SWITCH

Indicates the device to which the connector is connected.

# ENGINE COMPARTMENT

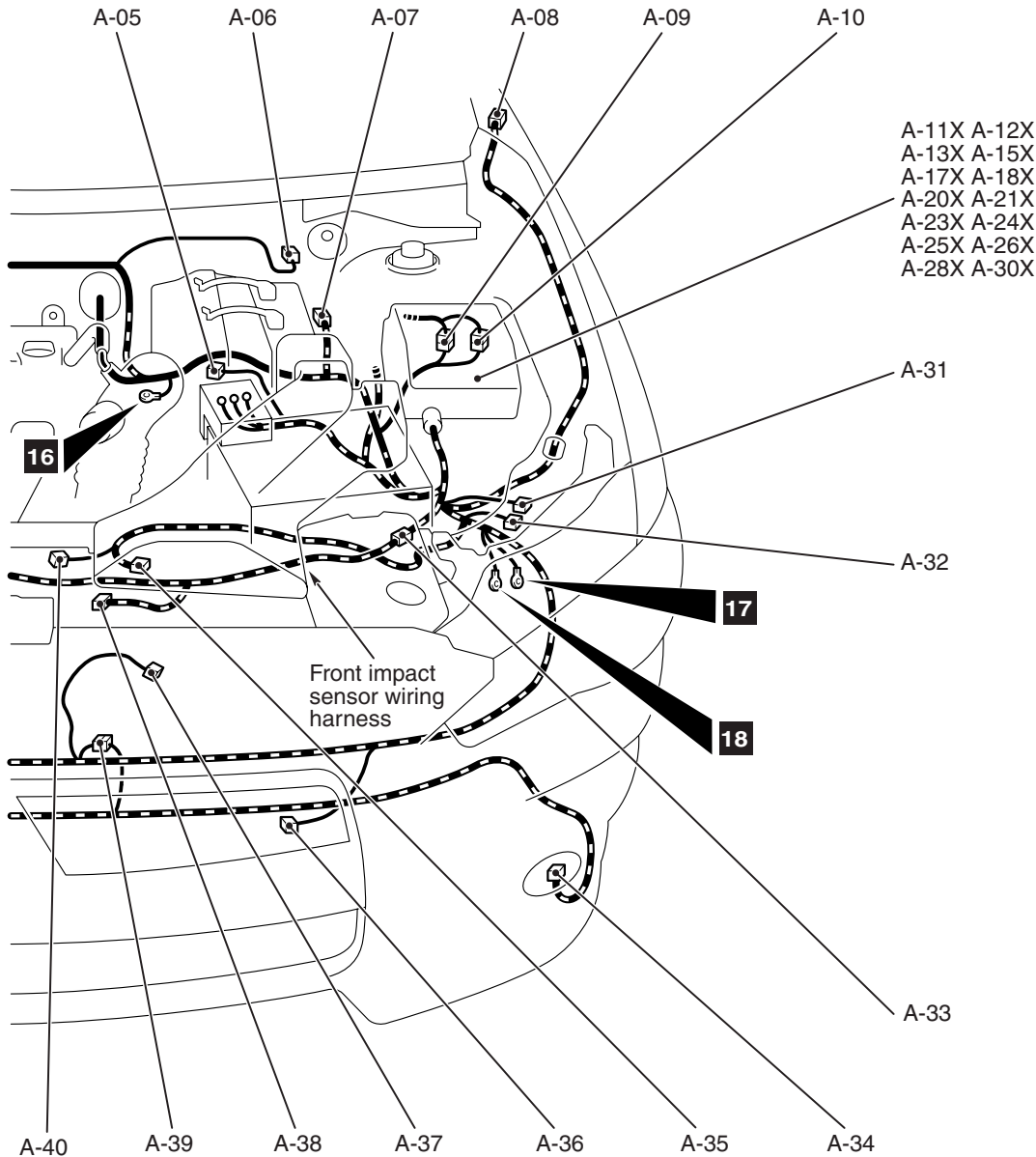
M1801000303391



Connector color code  
 B: Black  
 BR: Brown  
 G: Green  
 GR: Gray  
 L: Blue  
 NONE: Milk white  
 O: Orange  
 R: Red  
 V: Violet  
 Y: Yellow

AC605702AB

A-01	(2-B)	Side turn-signal light (RH)	A-12X	(4)	Horn relay
A-02	(2-B)	Front wheel speed sensor (RH)	A-13X	(4)	A/C compressor clutch relay
A-03	(26-B)	ABS-ECU	A-15X	(4)	CVT control relay
A-04	(5-GR)	Windshield wiper motor	A-17X	(4)	Headlight relay (High)
A-05	(4-GR)	Mass airflow sensor	A-18X	(4)	Throttle actuator control motor relay
A-06	(2-B)	Brake fluid level switch	A-20X	(4)	Daytime running light relay
A-07	(2-B)	Front wheel speed sensor (LH)	A-21X	(4)	Injector relay
A-08	(2-B)	Side turn-signal light (LH)	A-23X	(4)	Condenser fan relay
A-09	(24)	Front wiring harness and control wiring harness combination	A-24X	(4)	Stater relay
A-10	(20)	Front wiring harness and control wiring harness combination	A-25X	(4)	Headlight relay (Low)
A-11X	(4)	Fog light relay	A-26X	(4)	Radiator fan relay

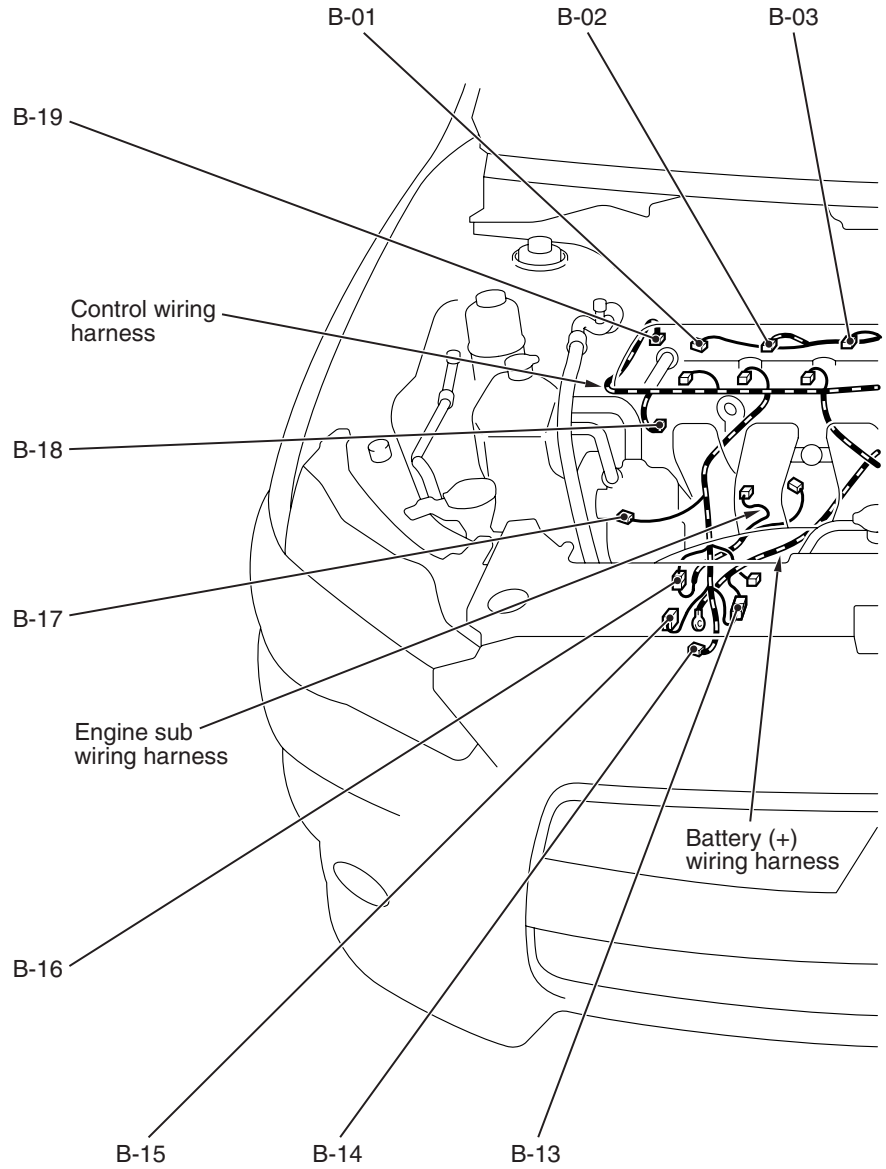
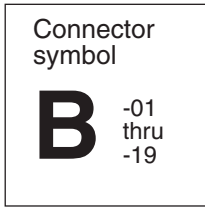


AC605703AB

A-28X	(4)	Fan control relay	A-39	(2-B)	Front wiring harness and fog light wiring harness combination
A-30X	(4)	MFI relay	A-40	(2-B)	Condenser fan motor
A-31	(12-B)	Headlight assembly (LH)	A-41	(2-Y)	Front impact sensor (RH)
A-32	(6-B)	No connection	A-42	(3-B)	A/C pressure sensor
A-33	(4-B)	Front wiring harness and front impact sensor wiring harness combination	A-43	(1-B)	Horn (High)
A-34	(2-B)	Fog light (LH)	A-44	(2-B)	Fog light (RH)
A-35	(2-GR)	Radiator fan motor	A-45	(2-B)	Washer motor
A-36	(2-B)	Ambient air temperature sensor	A-46	(6-B)	No connection
A-37	(1-B)	Horn (Low)	A-47	(12-B)	Headlight assembly (RH)
A-38	(2-Y)	Front impact sensor (LH)			

ENGINE AND TRANSAXLE

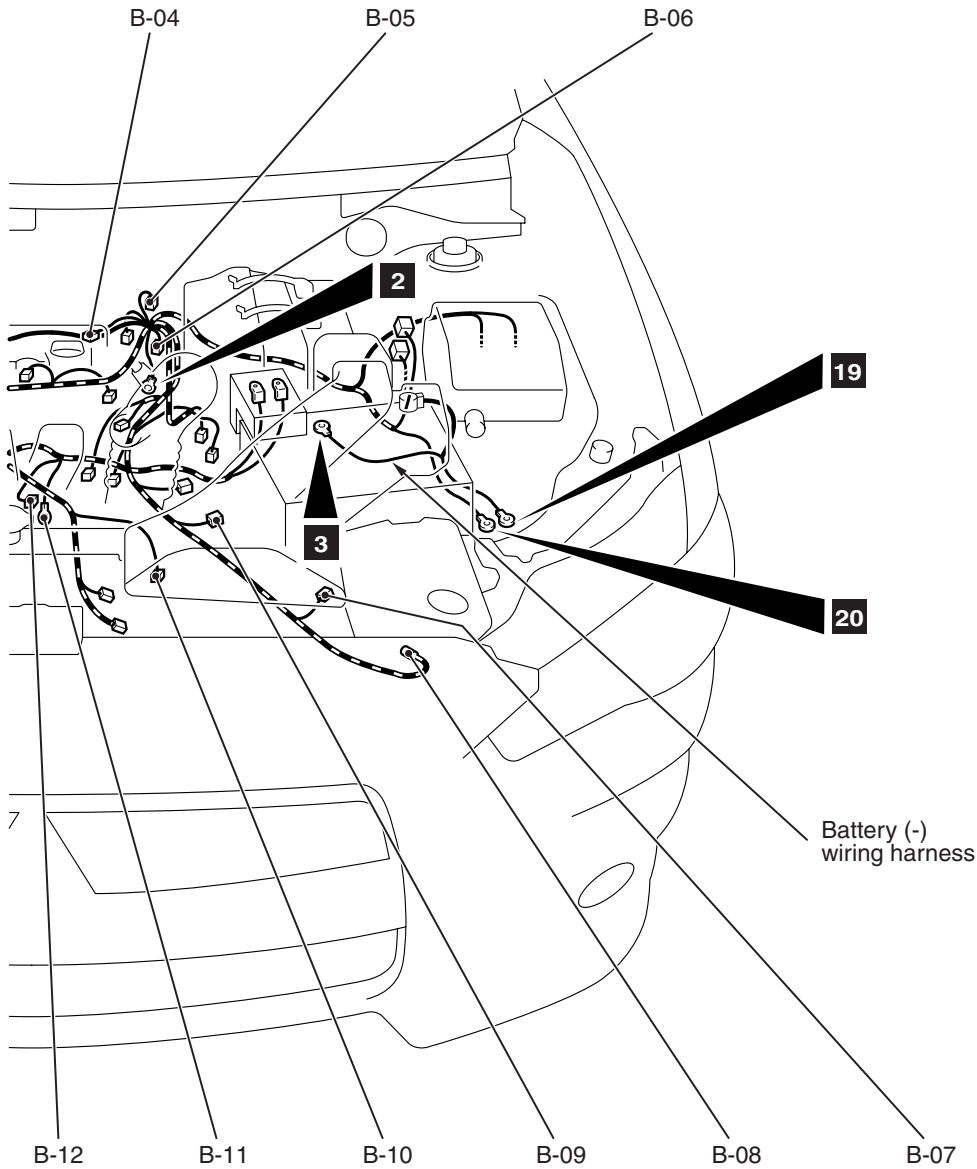
M1801000402373



- Connector color code
- B: Black
  - BR: Brown
  - G: Green
  - GR: Gray
  - L: Blue
  - NONE: Milk white
  - O: Orange
  - R: Red
  - V: Violet
  - Y: Yellow

AC605699AB

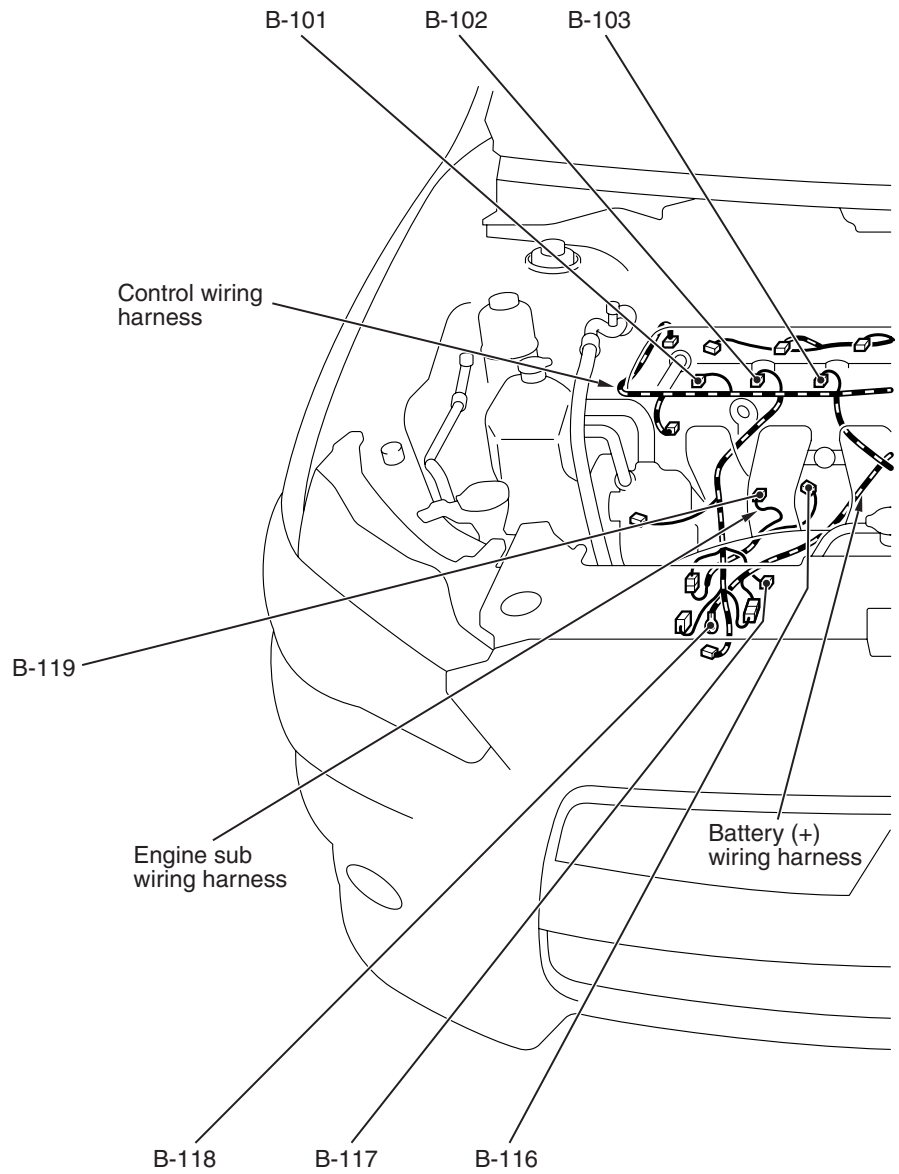
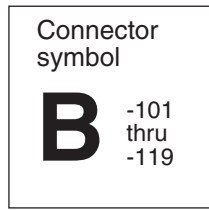
B-01	(3-B)	Ignition coil 1	B-06	(2-B)	Engine coolant temperature sensor
B-02	(3-B)	Ignition coil 2	B-07	(3-B)	Primary pulley speed sensor <CVT>
B-03	(3-B)	Ignition coil 3	B-08	(22-B)	CVT assembly < CVT>
B-04	(3-B)	Ignition coil 4	B-09	(10-B)	Transmission range switch <CVT>
B-05	(4-B)	Heated oxygen sensor (Front) <Vehicles for California>	B-10	(6-B)	Throttle body assembly



AC605700AB

B-11	(1)	Starter	B-16	(3-B)	Control wiring harness and engine sub wiring harness combination
B-12	(1-B)	Starter	B-17	(1-B)	Power steering pressure switch
B-13	(1-B)	Control wiring harness and battery (+) wiring harness combination	B-18	(2)	Intake engine oil control valve
B-14	(1-B)	A/C compressor assembly	B-19	(2)	Exhaust engine oil control valve
B-15	(4-GR)	Generator			

ENGINE AND TRANSAXLE (CONTINUED)

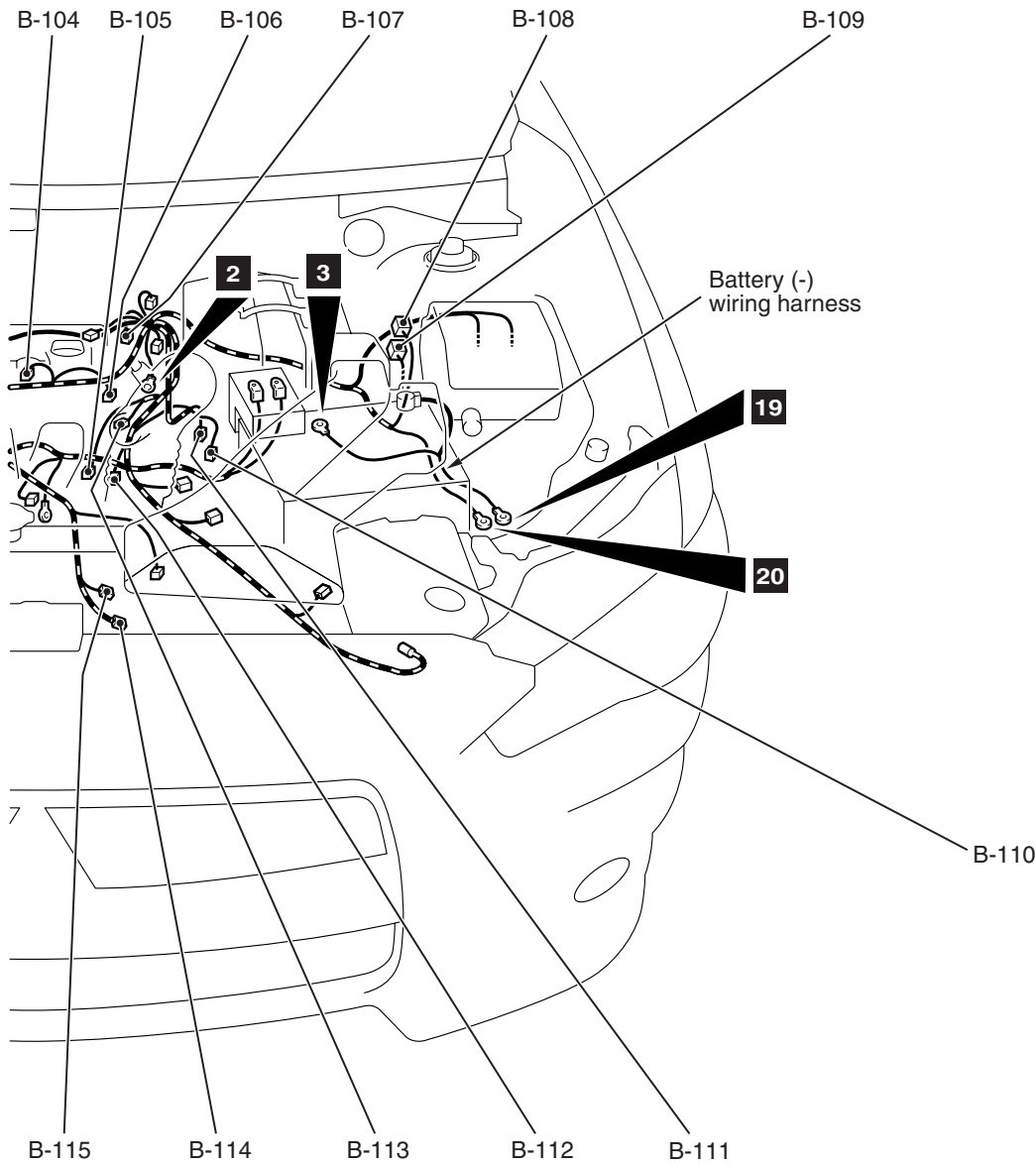


- Connector color code
- B: Black
  - BR: Brown
  - G: Green
  - GR: Gray
  - L: Blue
  - NONE: Milk white
  - O: Orange
  - R: Red
  - V: Violet
  - Y: Yellow

AC605699AC

- |              |                                  |               |                                  |
|--------------|----------------------------------|---------------|----------------------------------|
| B-101 (2-GR) | Injector 1                       | B-107 (3-GR)  | Exhaust camshaft position sensor |
| B-102 (2-GR) | Injector 2                       | B-108 (64-GR) | Engine control module            |
| B-103 (2-GR) | Injector 3                       | B-109 (48-GR) | Engine control module            |
| B-104 (2-GR) | Injector 4                       | B-110 (2-B)   | Backup light switch <M/T>        |
| B-105 (3-GR) | Crankshaft position sensor <CVT> | B-111 (3-B)   | Vehicle speed sensor <M/T>       |
| B-106 (3-GR) | Intake camshaft position sensor  |               |                                  |





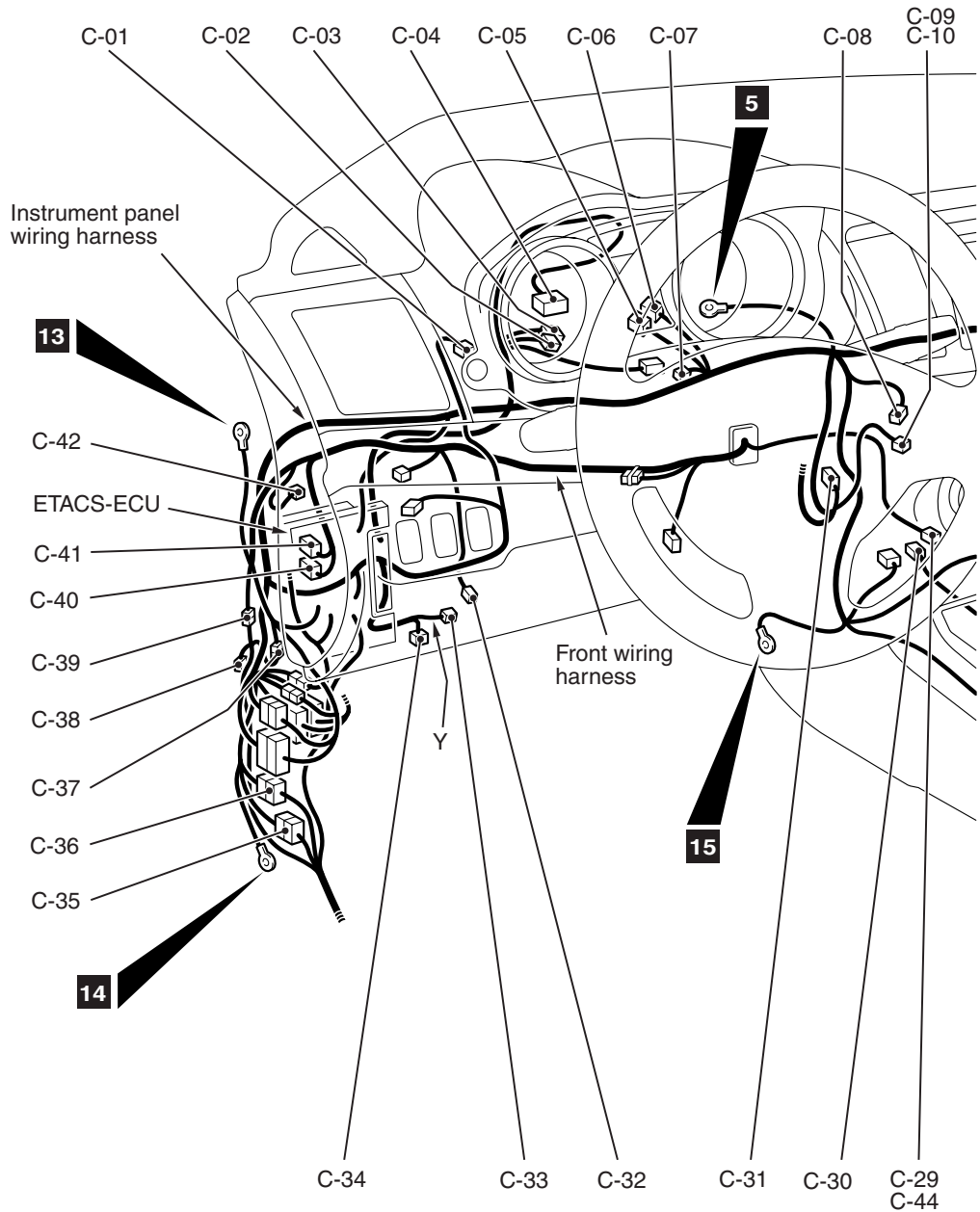
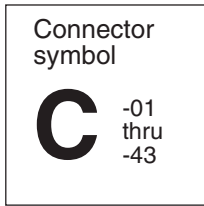
AC605700AC

- B-112 (3-GR) Crankshaft position sensor <M/T>
- B-113 (3-B) Secondary pulley speed sensor <CVT>
- B-114 (6-GR) Exhaust gas recirculation valve
- B-115 (2-B) Evaporative emission purge solenoid

- B-116 (2-B) Knock sensor
- B-117 (3-B) Manifold absolute pressure sensor
- B-118 (1) Generator
- B-119 (1) Engine oil pressure switch

DASH PANEL

M1801000602236

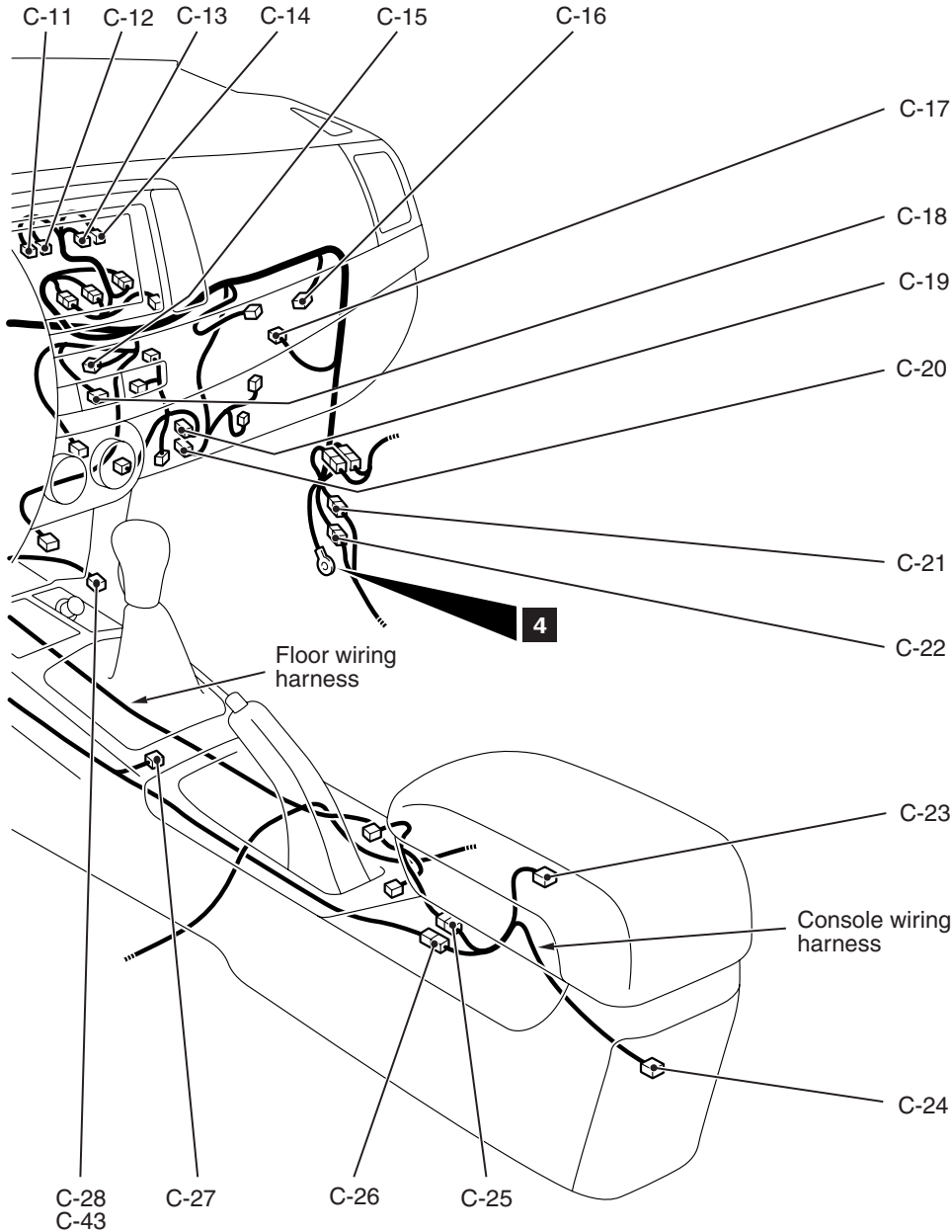


- Connector color code
- B: Black
  - BR: Brown
  - G: Green
  - GR: Gray
  - L: Blue
  - NONE: Milk white
  - O: Orange
  - R: Red
  - V: Violet
  - Y: Yellow

AC605705AB

C-01	(4)	Meter information switch	C-14	(17)	Audio visual navigation unit
C-02	(12)	Joint connector (2)	C-15	(2)	Radio antenna
C-03	(24)	Joint connector (1)	C-16	(4-Y)	Passenger's (Front) air bag module (Squib)
C-04	(24)	Combination meter	C-17	(14)	Satellite radio tuner
C-05	(24)	Joint connector (CAN2)	C-18	(6-B)	Center panel unit
C-06	(24)	Joint connector (CAN1)	C-19	(16-B)	A/C-ECU
C-07	(24)	Joint connector (3)	C-20	(20-B)	A/C-ECU
C-08	(2)	Interior temperature sensor	C-21	(20)	Instrument panel wiring harness and floor wiring harness combination
C-09	(12)	Wireless control module <Vehicles without KOS>	C-22	(22)	Instrument panel wiring harness and floor wiring harness combination
C-10	(12)	Receiver antenna module <Vehicles with KOS>	C-23	(9)	Heated seat switch
C-11	(7)	Audio visual navigation unit	C-24	(2)	Accessory socket (Rear floor console)
C-12	(32)	Audio visual navigation unit			
C-13	(5)	Audio visual navigation unit			

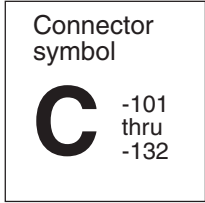
TSB Revision



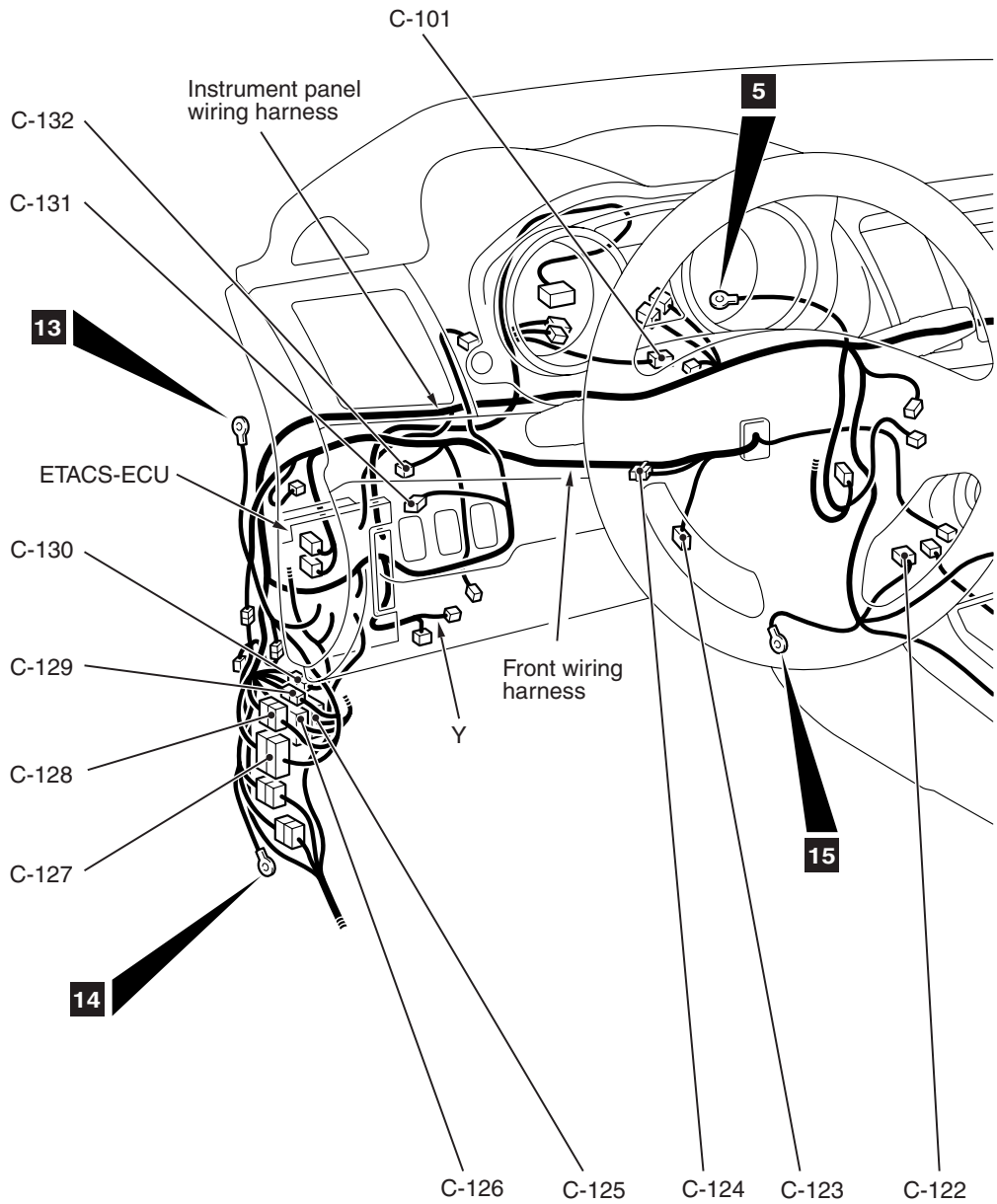
AC605706AB

C-25	(4)	Floor wiring harness and console wiring harness combination	C-36	(20)	Instrument panel wiring harness and floor wiring harness combination
C-26	(6)	Instrument panel wiring harness and console wiring harness combination	C-37	(12)	Front wiring harness and floor wiring harness combination
C-27	(10)	Shift switch assembly	C-38	(24)	Joint connector (4)
C-28	(2)	Accessory socket (Front floor console)	C-39	(22)	Front wiring harness and floor wiring harness combination
C-29	(4-B)	Heated oxygen sensor (Rear) <Vehicles for California>	C-40	(22)	Transaxle control module <CVT>
C-30	(32-Y)	SRS-ECU	C-41	(26)	Transaxle control module <CVT>
C-31	(40)	KOS-ECU	C-42	(2)	Clutch monitoring switch <M/T>
C-32	(4)	Stoplight switch	C-43	(2)	Cigarette lighter (Front floor console)
C-33	(2-B)	Knee air bag module (Squib)	C-44	(4-B)	Heated oxygen sensor (Front) <Except for California>
C-34	(16-B)	Data link connector			
C-35	(24)	Instrument panel wiring harness and floor wiring harness combination			

DASH PANEL (CONTINUED)

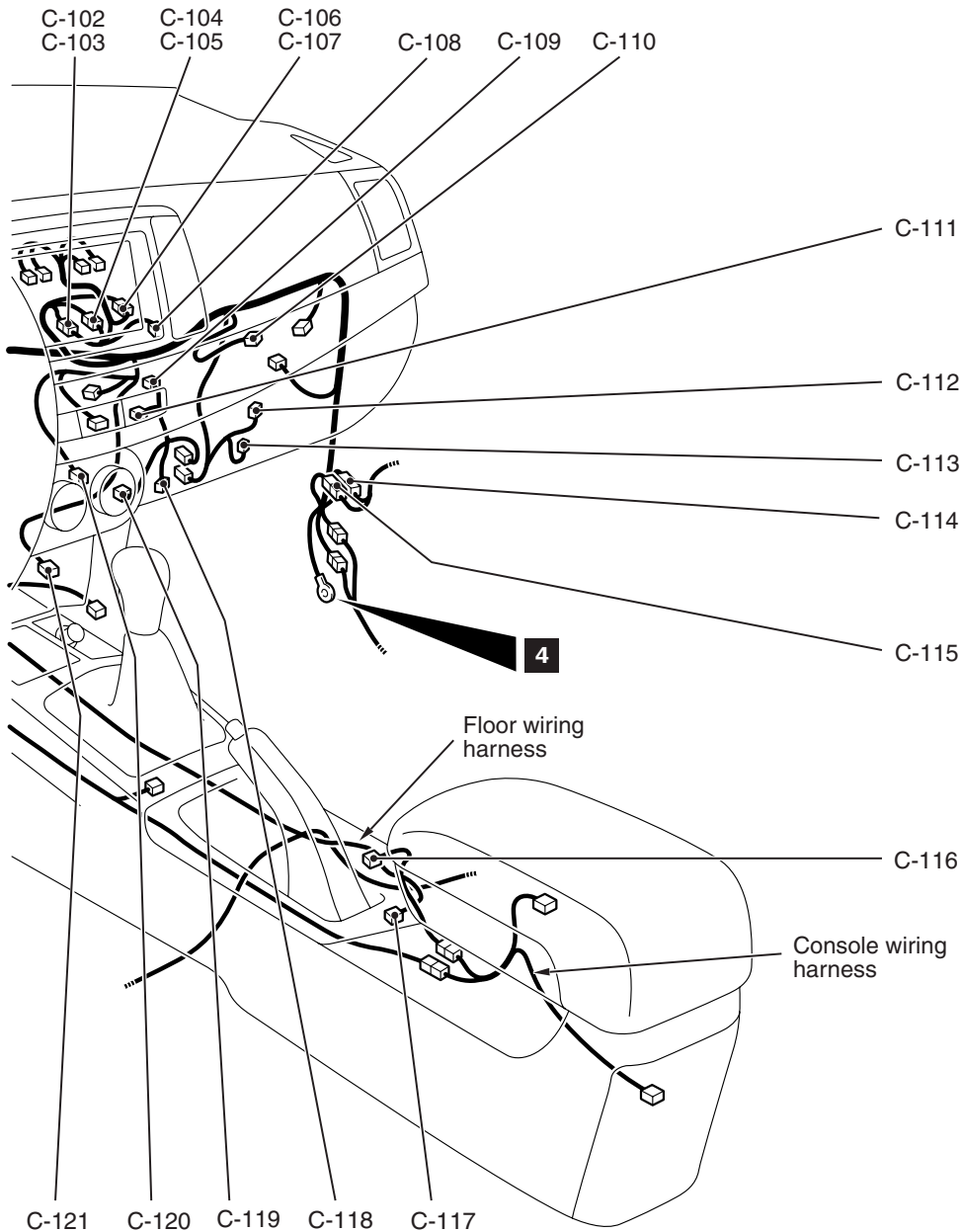


- Connector color code
- B: Black
  - BR: Brown
  - G: Green
  - GR: Gray
  - L: Blue
  - NONE: Milk white
  - O: Orange
  - R: Red
  - V: Violet
  - Y: Yellow



AC605705AC

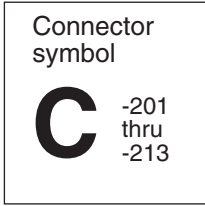
C-101 (6)	Photo sensor	C-109 (5)	Outside/inside air selection damper control module
C-102 (24)	Radio, CD player or CD changer <Vehicles with audio amplifier>	C-110 (24)	Hands free module
C-103 (24)	Instrument panel wiring harness and audio navigation display wiring harness combination	C-111 (5)	Mode selection damper control motor
C-104 (20)	Radio, CD player or CD changer	C-112 (4)	Power transistor
C-105 (20)	Instrument panel wiring harness and audio navigation display wiring harness combination	C-113 (2)	Blower motor
C-106 (18)	Radio, CD player or CD changer	C-114 (12)	Instrument panel wiring harness and front door wiring harness (RH) combination
C-107 (18)	Instrument panel wiring harness and audio navigation display wiring harness combination	C-115 (24-BR)	Instrument panel wiring harness and front door wiring harness (RH) combination
C-108 (10)	CAN box unit		



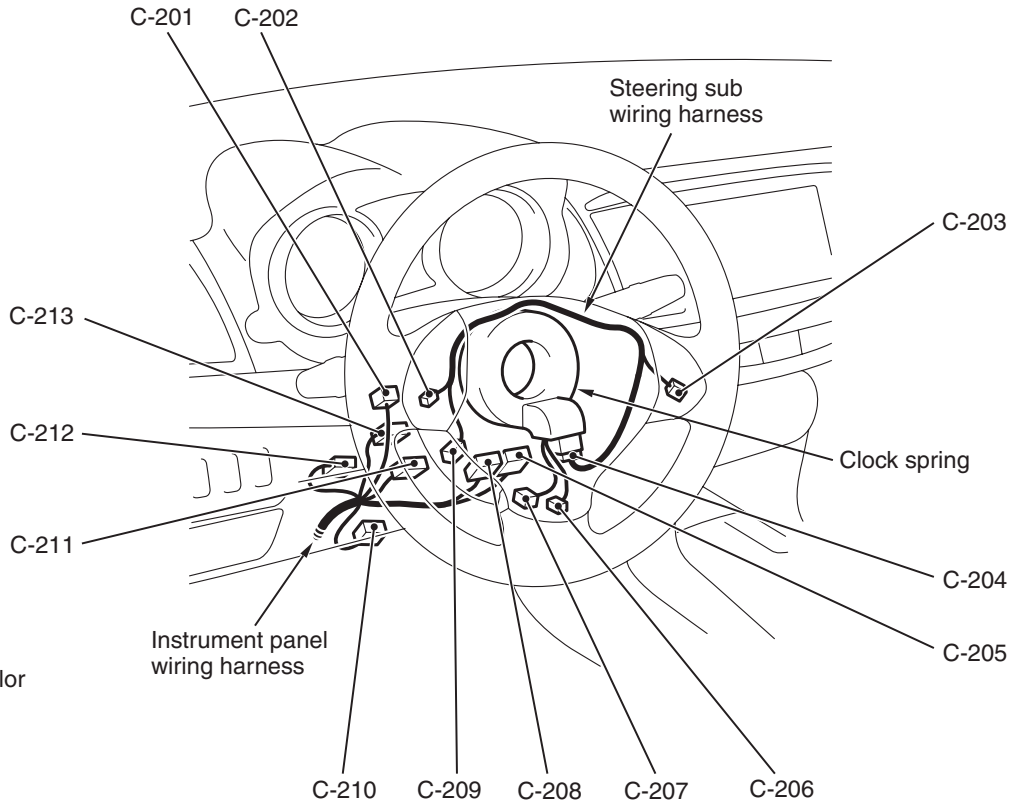
AC605706AC

C-116 (3)	Inside transmission antenna assembly (Front)	C-126 (24-BR)	Instrument panel wiring harness and front door wiring harness (LH) combination
C-117 (1-B)	Parking brake switch	C-127 (16)	Instrument panel wiring harness and front wiring harness combination
C-118 (5)	Air mixing damper control motor	C-128 (22)	Instrument panel wiring harness and front wiring harness combination
C-119 (2)	Air thermo sensor	C-129 (2)	Instrument panel wiring harness and front wiring harness combination
C-120 (12)	A/C control panel	C-130 (12)	Instrument panel wiring harness and roof wiring harness combination
C-121 (6-B)	Audio and video adapter	C-131 (6-GR)	No connection
C-122 (24-Y)	SRS-ECU	C-132 (2)	Clutch interlock switch <M/T>
C-123 (6-B)	Accelerator pedal position sensor		
C-124 (24)	Joint connector (CAN3)		
C-125 (12)	Instrument panel wiring harness and front door wiring harness (LH) combination		

DASH PANEL (CONTINUED)



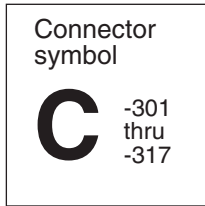
Steering column



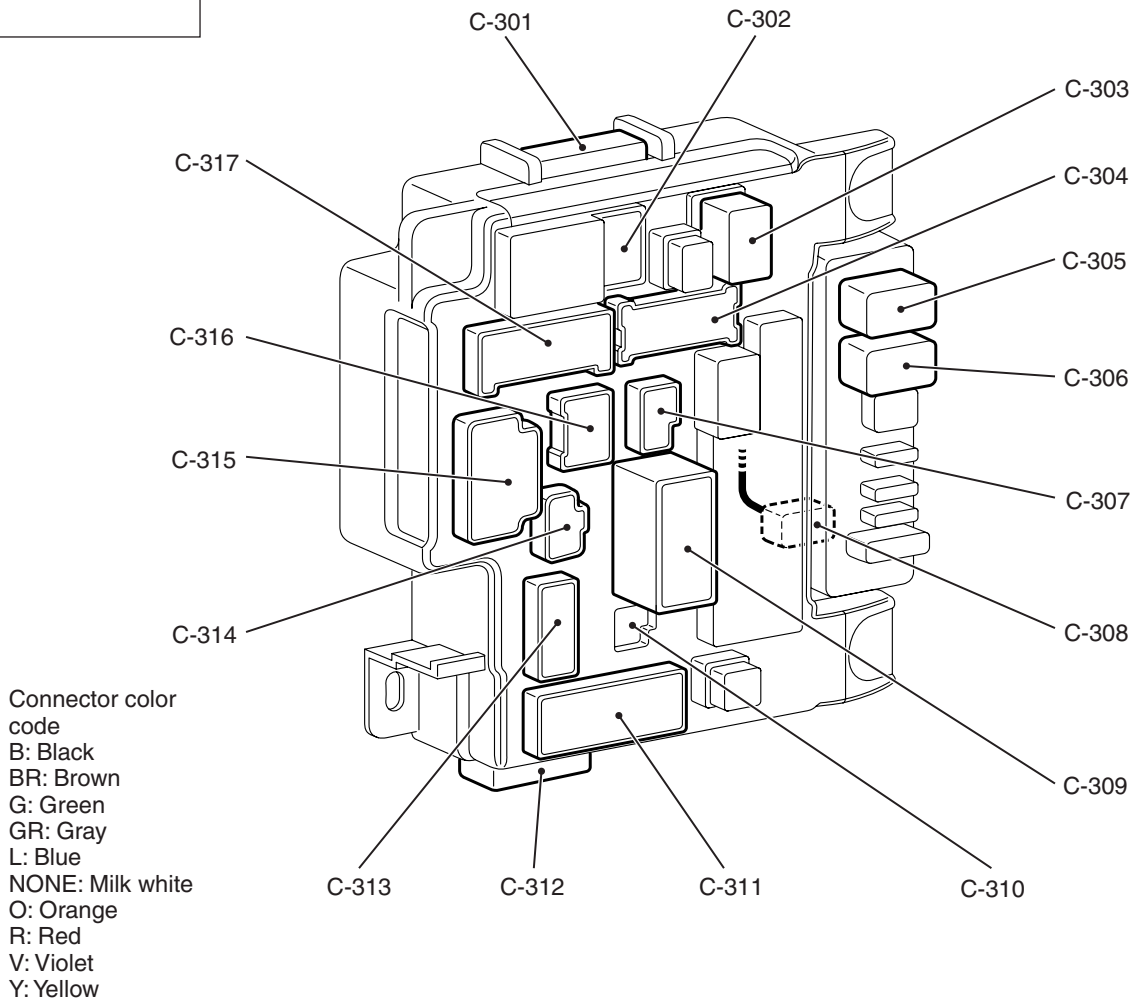
- Connector color code
- B: Black
  - BR: Brown
  - G: Green
  - GR: Gray
  - L: Blue
  - NONE: Milk white
  - O: Orange
  - R: Red
  - V: Violet
  - Y: Yellow

AC605708AB

C-201 (10)	Column switch	C-207 (4-Y)	Driver's air bag module (Squib)
C-202 (5-R)	Steering wheel audio remote control switch	C-208 (4-Y)	Clock spring
C-203 (4-L)	Auto-cruise control switch	C-209 (4-Y)	Steering wheel voice control switch
C-204 (5)	Clock spring and steering sub wiring harness combination	C-210 (3)	Paddle shift switch
C-205 (6)	Clock spring	C-211 (5)	No connection
C-206 (1)	Horn switch	C-212 (6)	Ignition switch
		C-213 (12)	Key reminder switch



ETACS-ECU

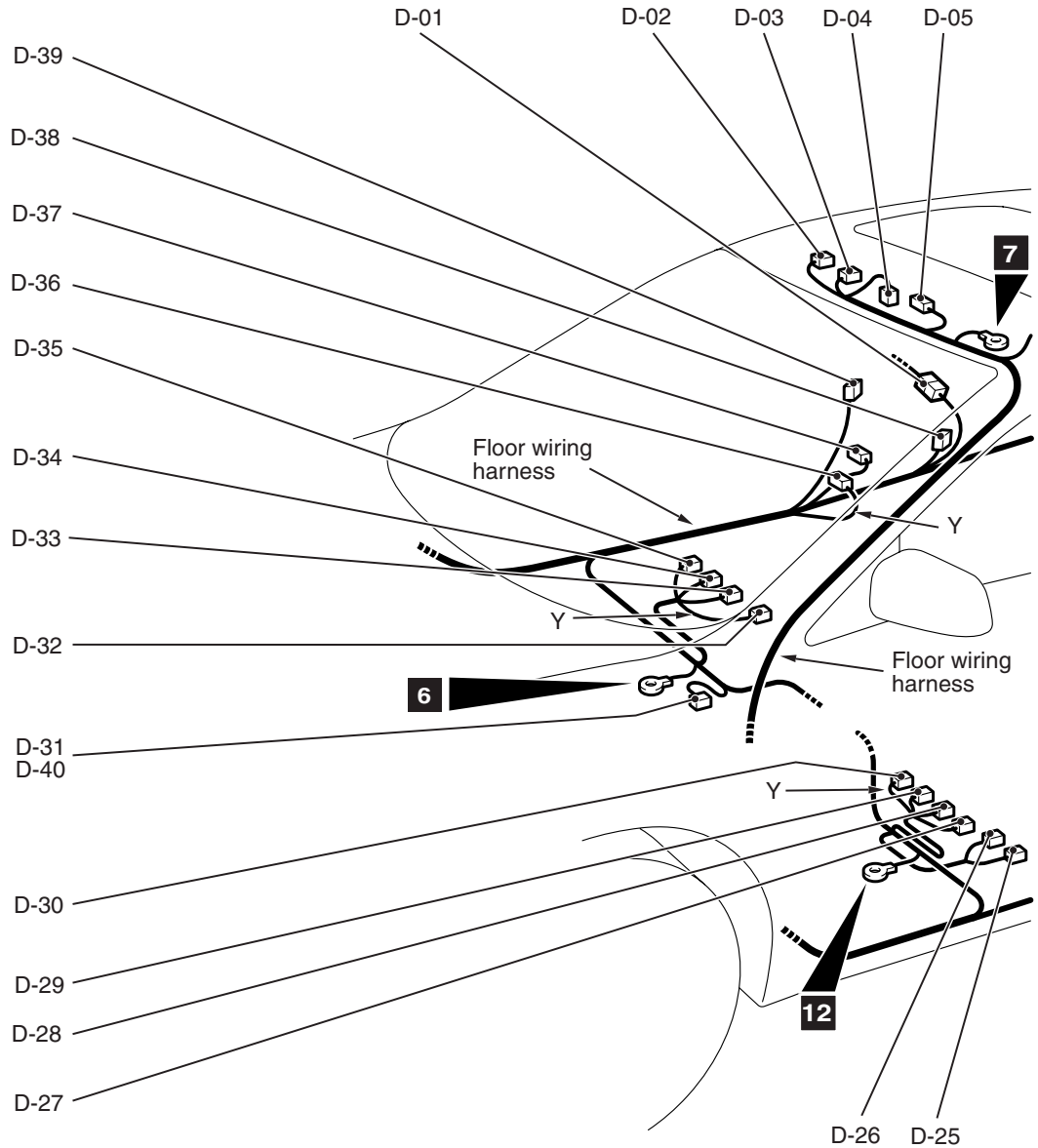
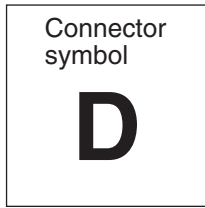


AC607744AB

C-301 (24)	Instrument panel wiring harness and ETACS-ECU combination	C-311 (20)	Floor wiring harness and ETACS-ECU combination
C-302 (4)	No connection	C-312 (16)	Front wiring harness and ETACS-ECU combination
C-303 (4)	Blower relay	C-313 (16-BR)	Floor wiring harness and ETACS-ECU combination
C-304 (16)	Front wiring harness and ETACS-ECU combination	C-314 (2)	Floor wiring harness and ETACS-ECU combination
C-305 (4)	Heated seat relay	C-315 (19)	Instrument panel wiring harness and ETACS-ECU combination
C-306 (4)	Rear window defogger relay	C-316 (6)	Roof wiring harness and ETACS-ECU combination
C-307 (2-B)	Instrument panel wiring harness and ETACS-ECU combination	C-317 (15)	Instrument panel wiring harness and ETACS-ECU combination
C-308 (1-GR)	Instrument panel wiring harness and ETACS-ECU combination		
C-309 (2-B)	Front wiring harness and ETACS-ECU combination		
C-310 (4)	No connection		

FLOOR AND ROOF

M1801000902389

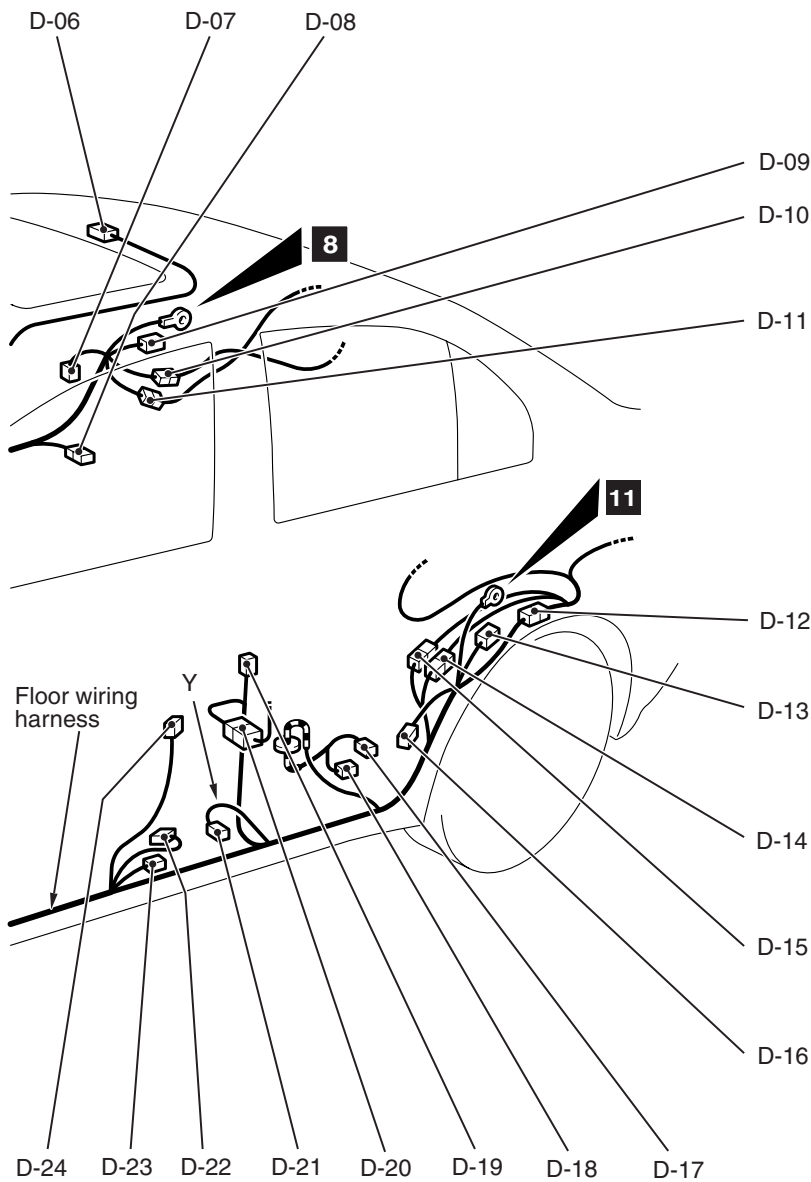


- Connector color code
- B : Black
  - BR : Brown
  - DG:Dark grey
  - G : Green
  - GR : Gray
  - L : Blue
  - None : Milk white
  - O : Orange
  - R : Red
  - V : Violet
  - Y : Yellow

AC605709AB

D-01	(10)	Floor wiring harness and rear door wiring harness (RH) combination	D-11	(22)	Floor wiring harness and rear floor wiring harness (RH) combination
D-02	(3)	Front dome light	D-12	(2-Y)	Floor wiring harness and rear floor wiring harness (LH) combination
D-03	(3)	Microphone unit	D-13	(4-Y)	No connection
D-04	(6-B)	Sunroof switch	D-14	(24-BR)	Floor wiring harness and rear floor wiring harness (LH) combination
D-05	(10-GR)	Sunroof motor assembly	D-15	(18)	Floor wiring harness and rear floor wiring harness (LH) combination
D-06	(2-GR)	Rear dome light	D-16	(3)	Rear door switch (LH)
D-07	(3)	Rear door switch (RH)	D-17	(3-B)	Fuel tank differential pressure sensor
D-08	(2)	Floor wiring harness and fuel wiring harness combination	D-18	(5-GR)	Fuel pump module
D-09	(4-Y)	No connection			
D-10	(2-Y)	Floor wiring harness and rear floor wiring harness (RH) combination			



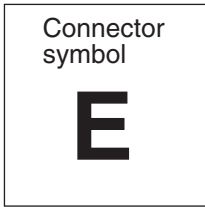


AC605710AB

D-19	(3)	Outside transmission antenna assembly (Driver's side)	D-31	(4-B)	Heated oxygen sensor (3rd) <Vehicles for California>
D-20	(10)	Floor wiring harness and rear door wiring harness (LH) combination	D-32	(2-Y)	Side-airbag module (Squib) (RH)
D-21	(2-B)	Seat belt pre-tensioner (LH)	D-33	(2-B)	Seat belt switch (Passenger's side)
D-22	(4-Y)	Side impact sensor (LH)	D-34	(4-B)	Heated seat assembly (RH)
D-23	(12)	Joint connector (5)	D-35	(6)	Front seat assembly (LH)
D-24	(3)	Front door switch (LH)	D-36	(2-B)	Seat belt pre-tensioner (RH)
D-25	(18)	Audio amplifier	D-37	(4-Y)	Side impact sensor (RH)
D-26	(14)	Audio amplifier	D-38	(3)	Outside transmission antenna assembly (Passenger's side)
D-27	(4-B)	Heated seat assembly (LH)	D-39	(3)	Front door switch (RH)
D-28	(2-GR)	Seat slide sensor	D-40	(4-B)	Heated oxygen sensor (Rear) <Except for California>
D-29	(4-B)	Seat belt switch (Driver's side)			
D-30	(2-Y)	Side-airbag module (Squib) (LH)			

DOOR

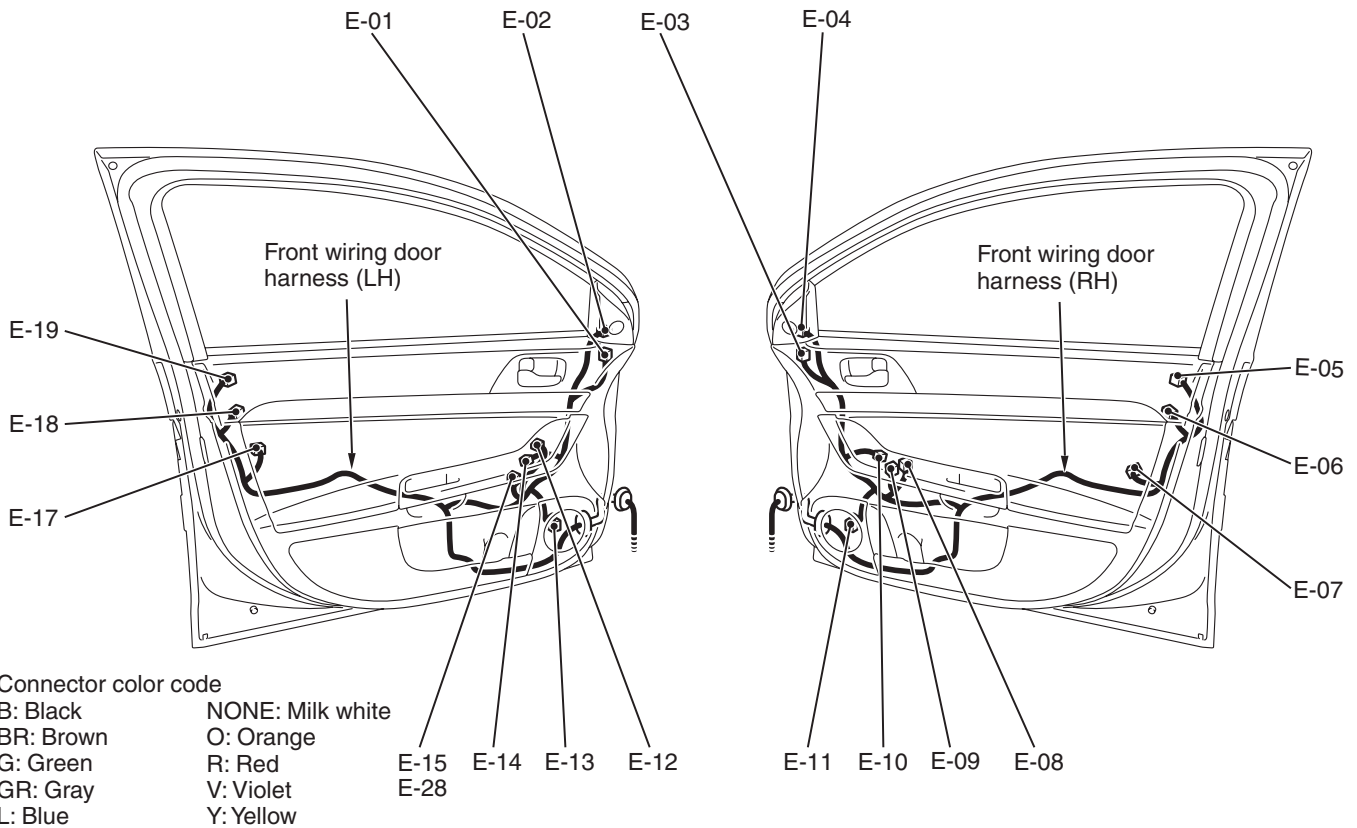
M1801001402020



FRONT DOOR

(Driver's side)

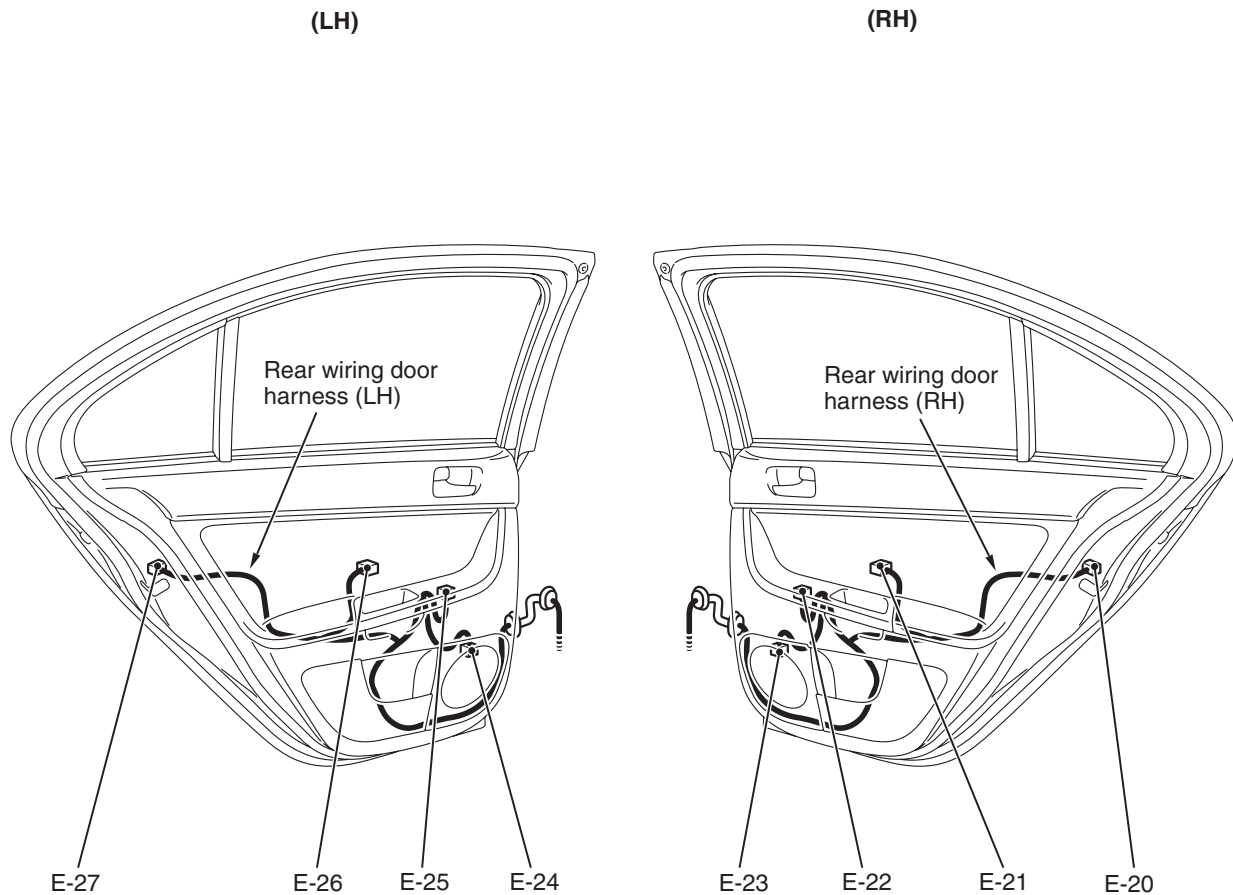
(Passenger's side)



AC605712AB

- |             |                               |             |  |
|-------------|-------------------------------|-------------|--|
| E-01 (10)   | Door mirror assembly (LH)     | E-09 (8)    | Front power window sub switch                                |
| E-02 (2-B)  | Tweeter (LH)                  | E-10 (6-GR) | Front power window motor (RH)                                |
| E-03 (10)   | Door mirror assembly (RH)     | E-11 (2)    | Front door speaker (RH)                                      |
| E-04 (2-B)  | Tweeter (RH)                  | E-12 (11-L) | Remote controlled mirror switch                              |
| E-05 (6)    | Unlock sensor (RH)            | E-13 (2)    | Front door speaker (LH)                                      |
| E-06 (2-GR) | Lock switch (RH)              | E-14 (6-GR) | Front power window motor (LH)                                |
| E-07 (6-B)  | Front door lock actuator (RH) | E-15 (14)   | Power window main switch <Vehicles with auto down mechanism> |
| E-08 (4)    | Front power window sub switch |             |  |

REAR DOOR



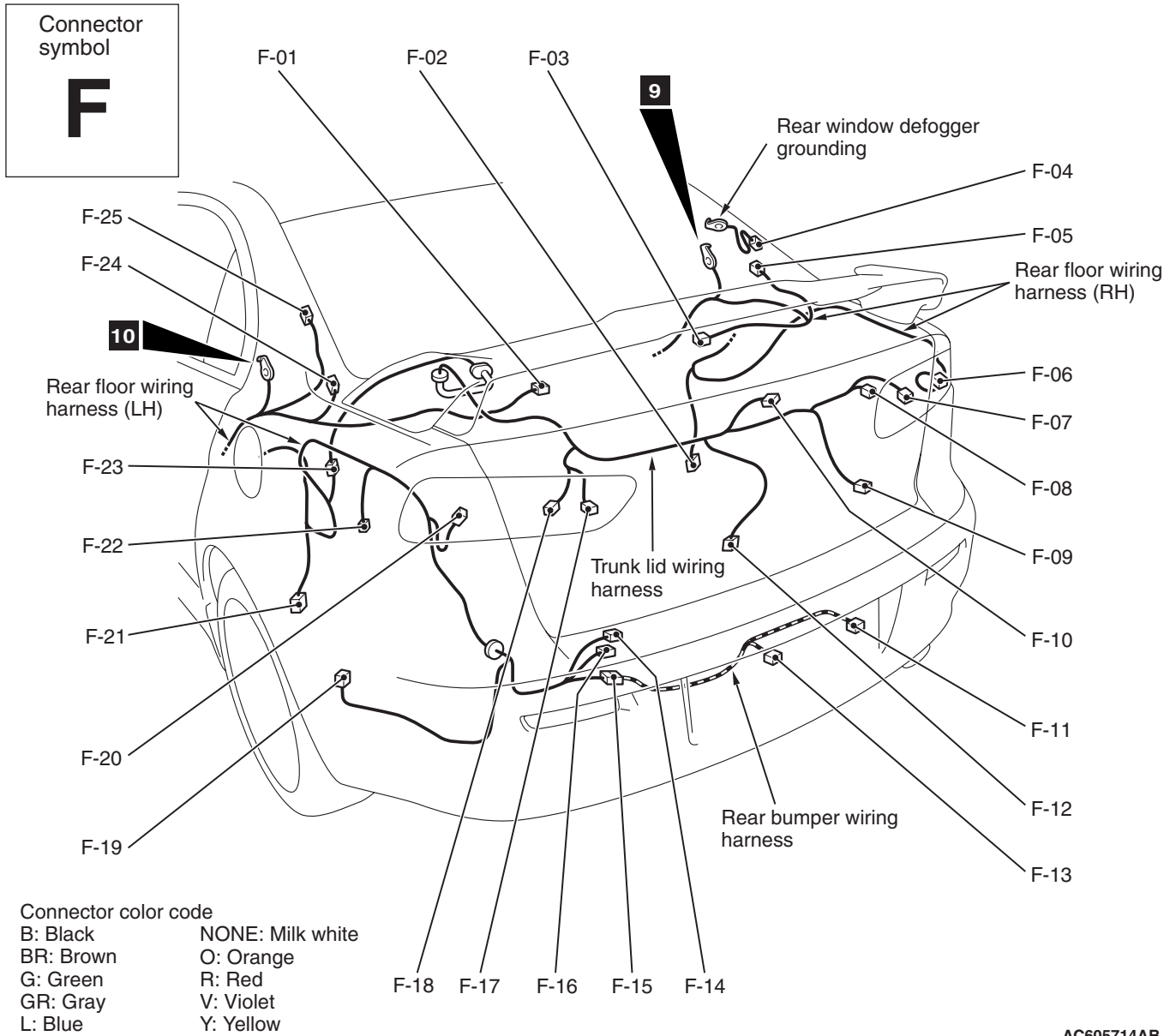
AC605713AB

- E-17 (6-B) Front door lock actuator (LH)
- E-18 (2-GR) Lock switch (LH)
- E-19 (6) Unlock sensor (LH)
- E-20 (6-B) Rear door lock actuator (RH)
- E-21 (6-GR) Rear power window motor (RH)
- E-22 (8) Rear power window sub switch (RH)
- E-23 (2) Rear door speaker (RH)

- E-24 (2) Rear door speaker (LH)
- E-25 (8) Rear power window sub switch (LH)
- E-26 (6-GR) Rear power window motor (LH)
- E-27 (6-B) Rear door lock actuator (LH)
- E-28 (19) Power window main switch <Vehicles with auto up and down mechanism>

LUGGAGE COMPARTMENT

M1801001500764



AC605714AB

- |      |        |   |      |        |   |
|------|--------|---|------|--------|---|
| F-01 | (2)    | Luggage compartment light   | F-16 | (3-GR) | Outside transmission antenna assembly (Trunk lid)                       |
| F-02 | (2-B)  | Rear wheel speed sensor (RH)  | F-17 | (3)    | Backup light (LH)   |
| F-03 | (3)    | Inside transmission antenna assembly                                      | F-18 | (2)    | Rear lid light (LH)   |
| F-04 | (1-B)  | Rear window defogger (-)  | F-19 | (2-GR) | Evaporative emission ventilation solenoid                               |
| F-05 | (2-B)  | Curtain air bag module (Squib) (RH)                                       | F-20 | (4)    | Rear combination light (LH)   |
| F-06 | (4)    | Rear combination light (RH)   | F-21 | (2-B)  | Rear wheel speed sensor (LH)  |
| F-07 | (2)    | Rear lid light (RH)   | F-22 | (4-B)  | Sub woofer  |
| F-08 | (3)    | Backup light (RH)   | F-23 | (10)   | Rear floor wiring harness (LH) and trunk lid wiring harness combination |
| F-09 | (2)    | Trunk lid opener  | F-24 | (2-B)  | Curtain air bag module (Squib) (LH)                                     |
| F-10 | (2-GR) | High-mounted stoplight  | F-25 | (1-B)  | Rear window defogger (+)  |
| F-11 | (2-GR) | License plate light (RH)  |      |        |   |
| F-12 | (3)    | Trunk lid lock actuator   |      |        |   |
| F-13 | (2-GR) | License plate light (LH)  |      |        |   |
| F-14 | (2-GR) | Outer tone alarm  |      |        |   |
| F-15 | (2-B)  | Rear floor wiring harness (LH) and rear bumper wiring harness combination |      |        |   |