
GROUP 80

CONFIGURATION DIAGRAMS

CONTENTS

CONFIGURATION DIAGRAMS	80A
SPLICE LOCATIONS	80B

GROUP 80A

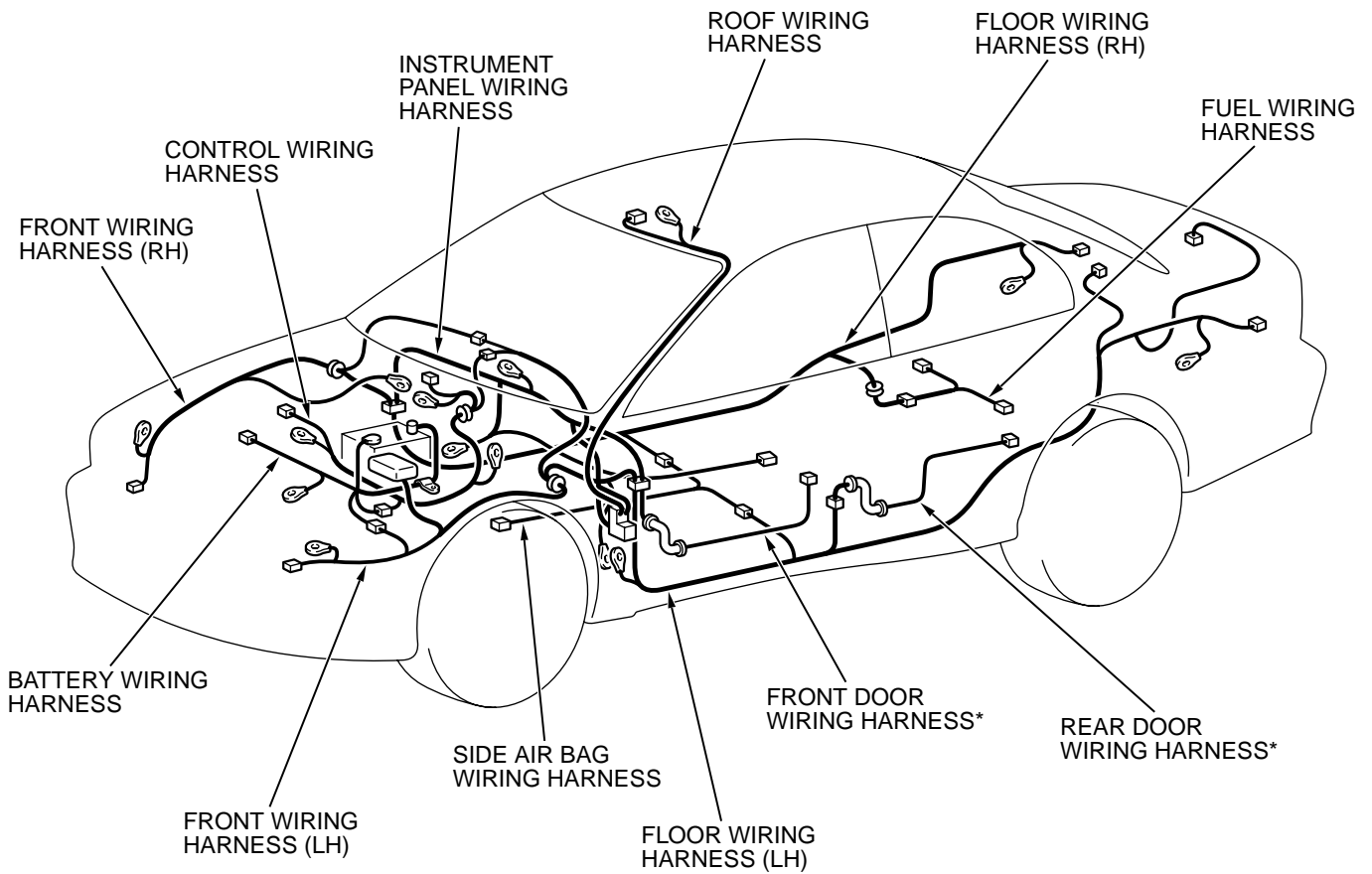
**CONFIGURATION
DIAGRAMS**

CONTENTS

OVERALL CONFIGURATION DIAGRAM	80A-3	ENGINE AND TRANSAXLE <3.0L ENGINE>	80A-12
HOW TO READ CONFIGURATION DIAGRAMS	80A-4	DASH PANEL	80A-16
ENGINE COMPARTMENT	80A-6	FLOOR AND ROOF	80A-24
ENGINE AND TRANSAXLE <2.4L ENGINE>	80A-8	DOOR	80A-25
		TRUNK	80A-26

OVERALL CONFIGURATION DIAGRAM

M1801000100075



AC001188AB

NOTE:

1. This illustration shows only major wiring harnesses.
2. *: also equipped at the right side.

TSB Revision

HOW TO READ CONFIGURATION DIAGRAMS

The wiring harness diagrams clearly show the connector locations and harness routings at each site on actual vehicles.

Denotes connector No.
The same connector No. is used throughout the circuit diagrams to facilitate connector location searches.
The first alphabetical symbol indicates the location site of the connector and a number that follows is the unique number.
Numbers are usually assigned to parts in clockwise order on the diagram.

Example: A-19

- Number specific to connector (serial number)
- Connector location site symbol

A: ENGINE COMPARTMENT
B: ENGINE AND TRANSAXLE
C: DASH PANEL
D: FLOOR AND ROOF
E: DOOR
F: TRUNK

Denotes ground point.
Same ground number is used throughout circuit diagrams to facilitate search of ground point.
Refer to GROUP 70 SINGLE PART INSTALLATION POSITION - GROUND MOUNTING LOCATIONS for details of ground points.

Denotes a section covered by a corrugated tube.

The mark ★ shows the standard mounting position of wiring harness.

Denotes the color of the corrugated tube (If not specified, it is black.)
R: Red
Y: Yellow

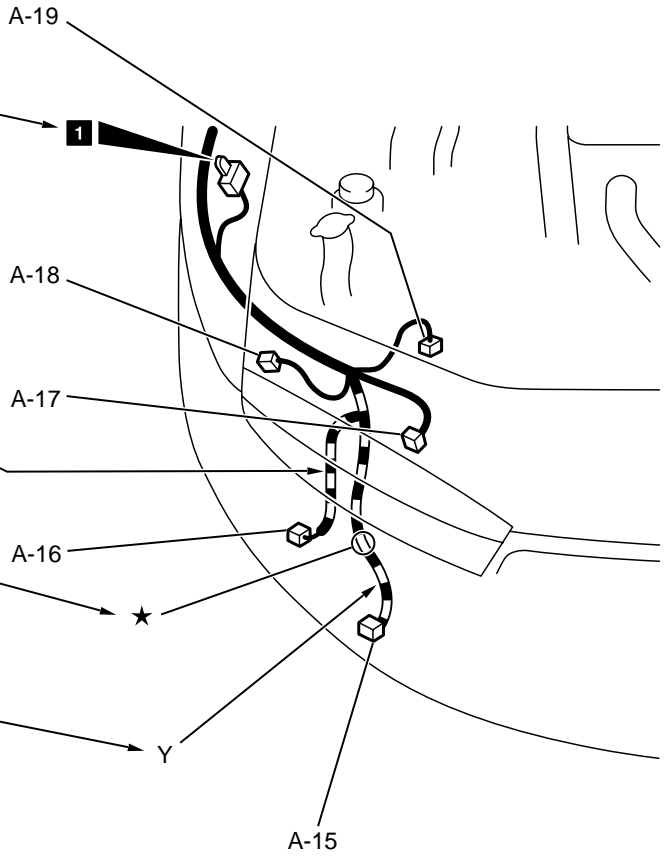
The number of connector pins and the connector color (except milk white)* are shown for ease of retrieval.

Example: (2-B)

- Connector color (milk white if no color is indicated)
- Number of connector pins

*: Typical connector colors

B: Black	BR: Brown
Y: Yellow	V: Violet
L: Blue	O: Orange
G: Green	GR: Gray
R: Red	NONE: Milk white



- A-15 (2) FOG LIGHT (RH)
- A-16 (2-B) WINDSHIELD WASHER MOTOR
- A-17 (2-B) HEADLIGHT (RH)
- A-18 (2-BR) HORN (LOW)
- A-19 (2-GR) DUAL PRESSURE SWITCH

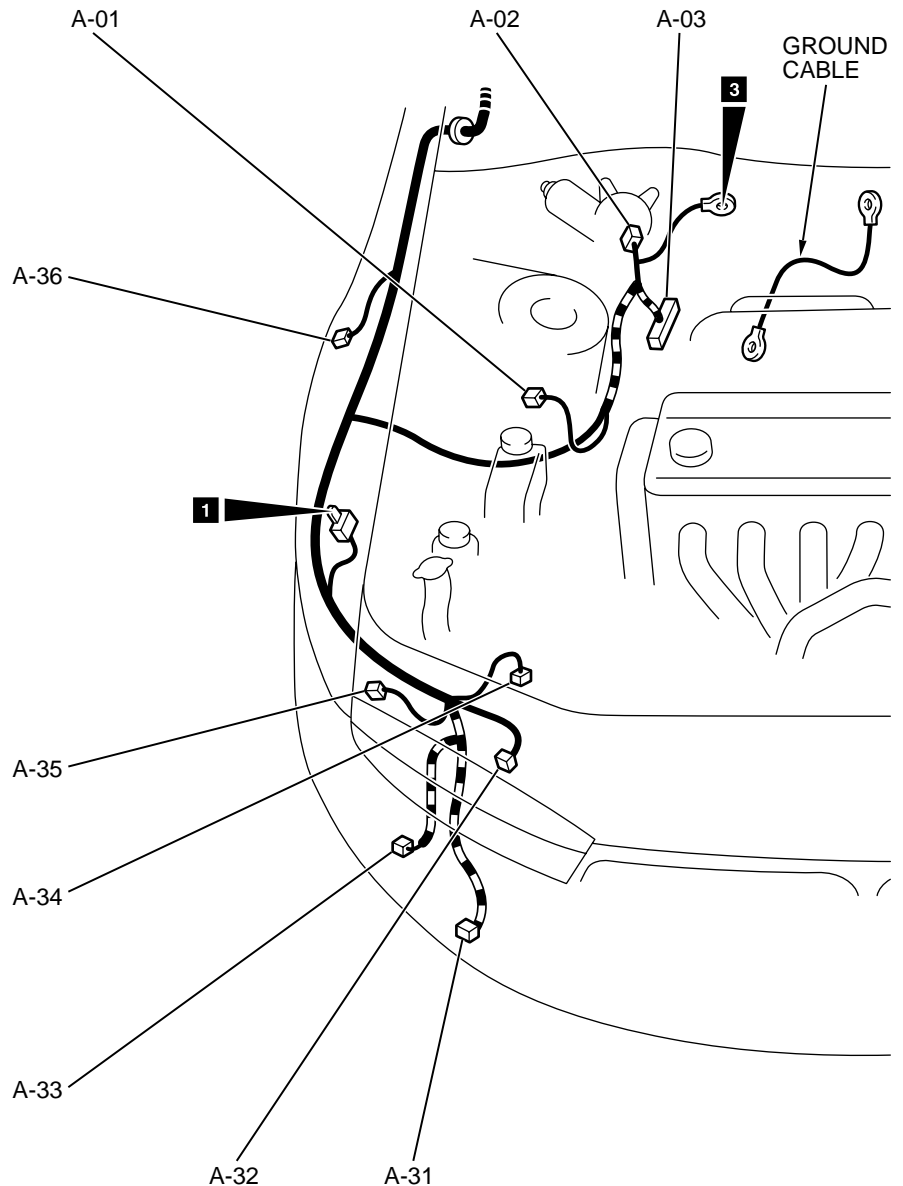
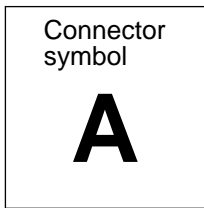
Indicates the device to which the connector is connected.

NOTES

TSB Revision

ENGINE COMPARTMENT

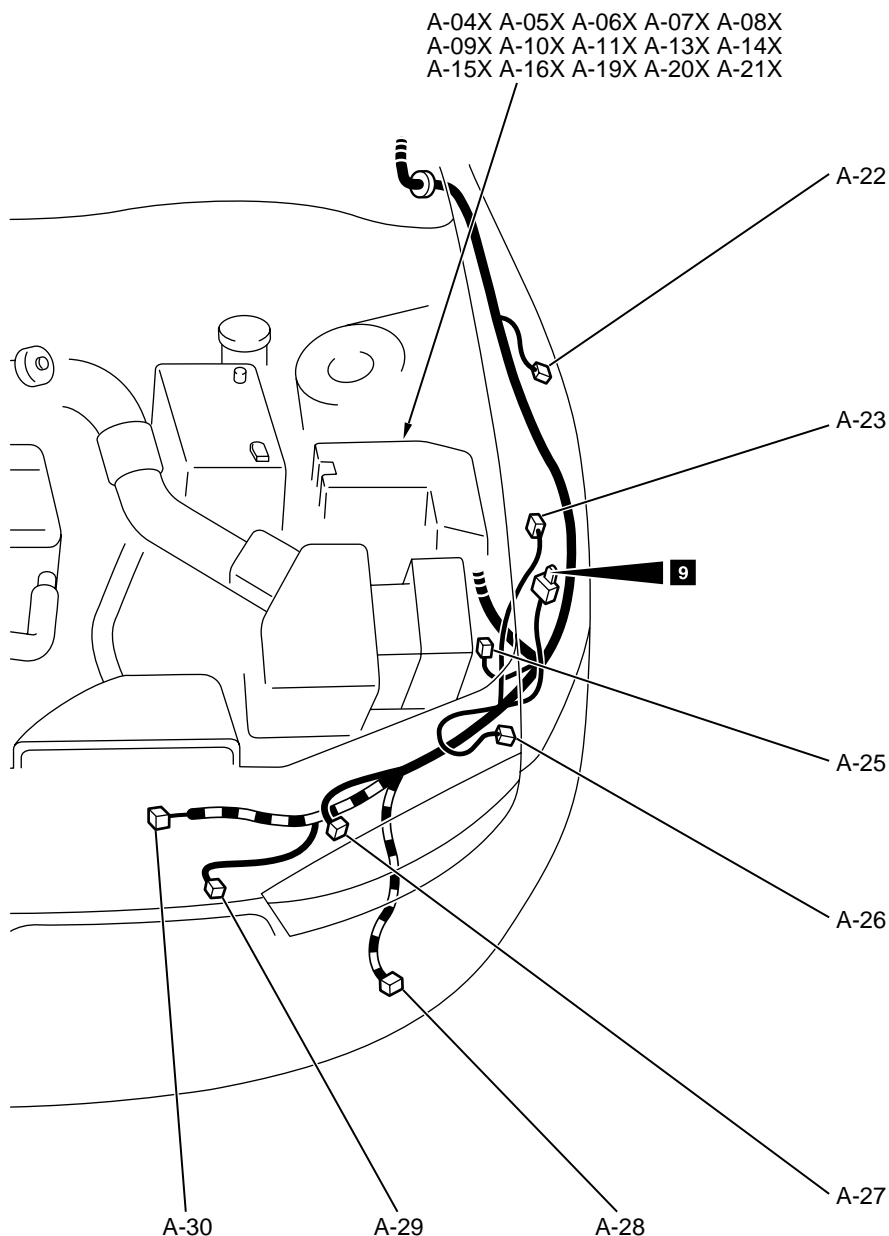
M1801000300068



AC001189AB

A-01 (4-B)	AUTO-CRUISE CONTROL VACUUM PUMP	A-09X (17)	FRONT-ECU
A-02 (5-GR)	WINDSHIELD WIPER MOTOR	A-10X (5)	ABS WARNING LIGHT RELAY
A-03 (25-B)	ABS-ECU	A-11X (5)	THEFT-ALARM HORN RELAY
A-04X (5)	POWER WINDOW RELAY	A-13X (5)	FAN CONTROL RELAY
A-05X (5)	TAILLIGHT RELAY	A-14X (5)	A/C COMPRESSOR RELAY
A-06X (5)	FOG LIGHT RELAY	A-15X (5)	HORN RELAY
A-07X (5)	HEADLIGHT RELAY (HIGH)	A-16X (3)	INSPECTION CONNECTOR
A-08X (5)	HEADLIGHT RELAY (LOW)	A-19X (4)	A/T CONTROL RELAY
		A-20X (4)	FUEL PUMP RELAY

TSB Revision



CONNECTOR COLOR
CODE
B:BLACK
BR:BROWN
G:GREEN
GR:GRAY
L:BLUE
NONE:MILK WHITE
O:ORANGE
R:RED
V:VIOLET
Y:YELLOW

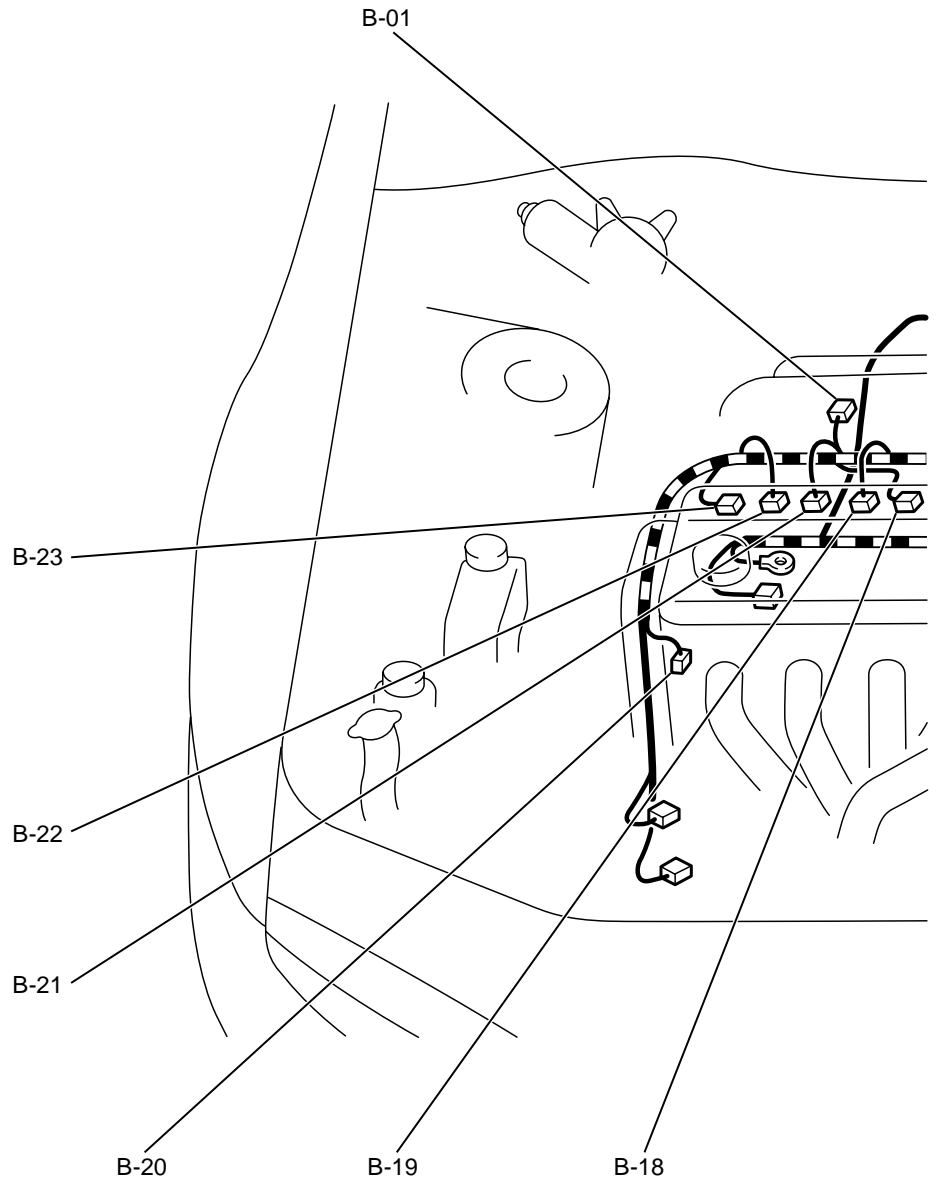
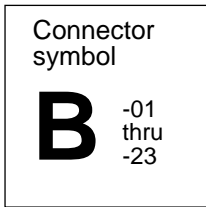
AC001190AB

A-21X (4)	MFI RELAY	A-29 (1-B)	HORN
A-22 (2-B)	WHEEL SPEED SENSOR (FRONT: LH) <ABS>	A-30 (3-GR)	FAN CONTROLLER
A-23 (1-B)	THEFT-ALARM HORN	A-31 (2-B)	FOG LIGHT (RH)
A-25 (2-B)	HOOD SWITCH <THEFT-ALARM SYSTEM>	A-32 (3-B)	HEADLIGHT (RH)
A-26 (3-B)	FRONT COMBINATION LIGHT (LH)	A-33 (2-B)	WINDSHIELD WASHER MOTOR
A-27 (3-B)	HEADLIGHT (LH)	A-34 (2-BR)	DUAL PRESSURE SWITCH <A/C>
A-28 (2-B)	FOG LIGHT (LH)	A-35 (3-B)	FRONT COMBINATION LIGHT (RH)
		A-36 (2-B)	WHEEL SPEED SENSOR (FRONT: RH) <ABS>

TSB Revision

ENGINE AND TRANSAXLE <2.4L ENGINE>

M1801000400043

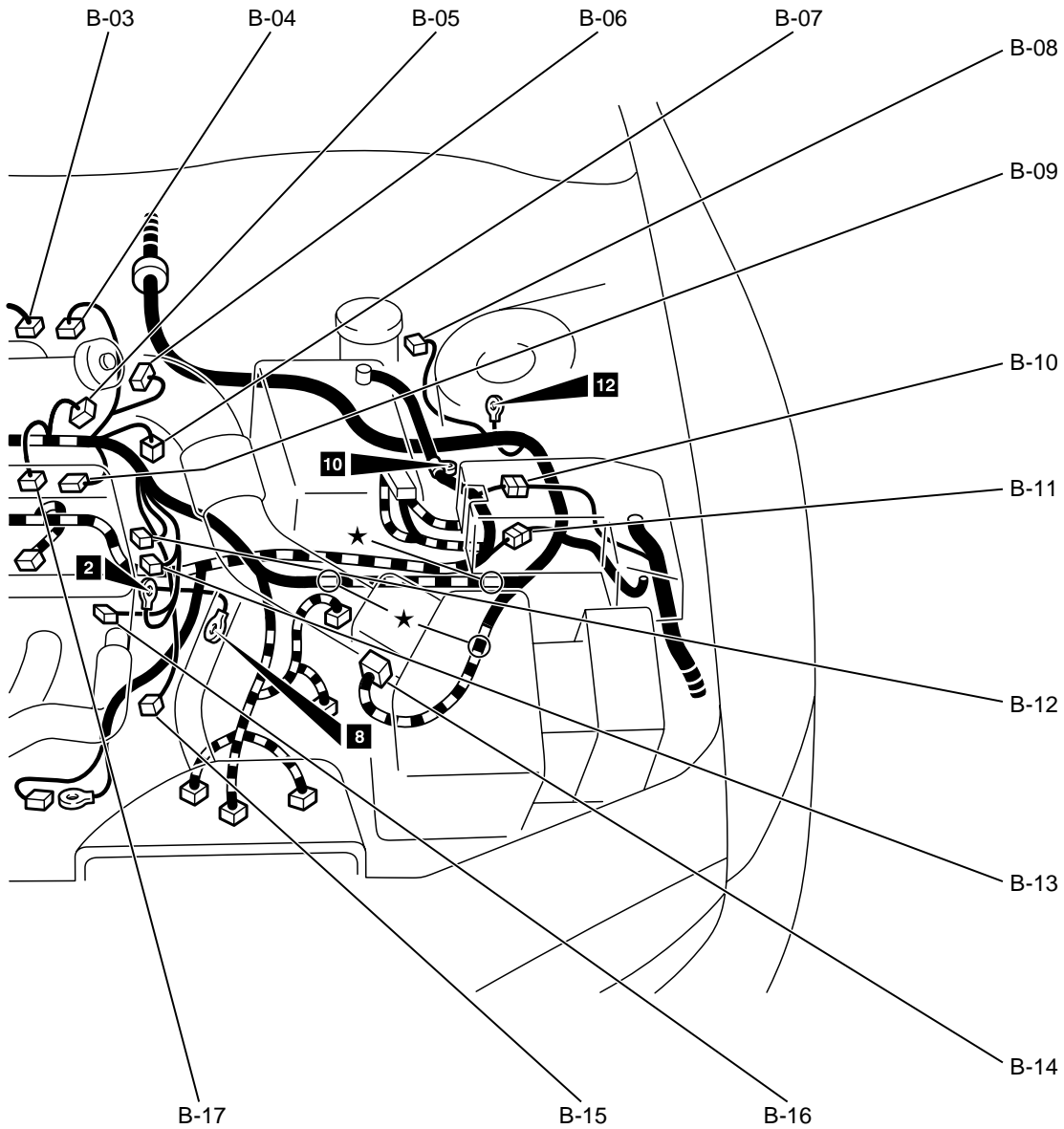


CONNECTOR COLOR CODE
 B:BLACK
 BR:BROWN
 G:GREEN
 GR:GRAY
 L:BLUE
 NONE:MILK WHITE
 O:ORANGE
 R:RED
 V:VIOLET
 Y:YELLOW

AC001191AB

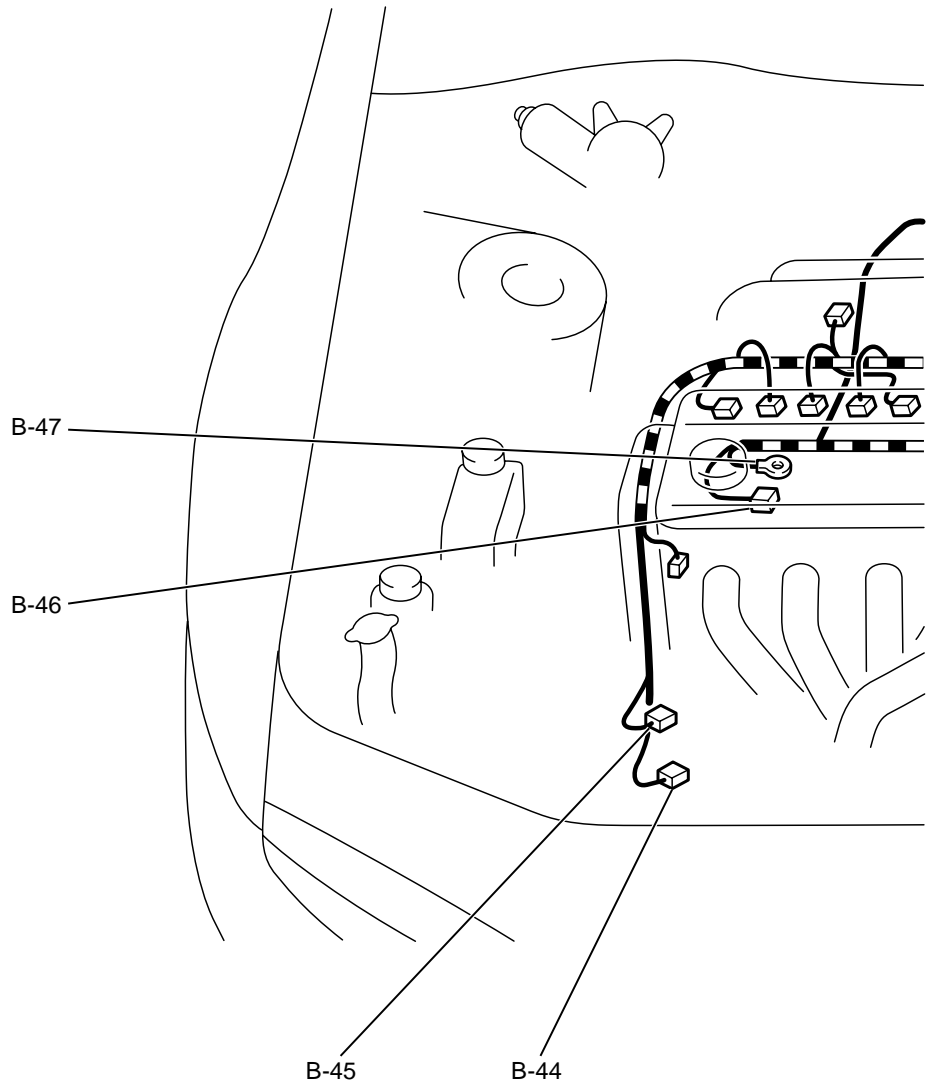
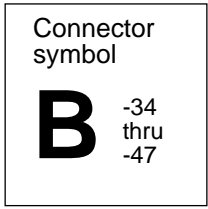
B-01	(4-B)	IGNITION FAILURE SENSOR	B-09	(3-GR)	IGNITION COIL 1
B-03	(2-BR)	EGR SOLENOID VALVE	B-10	(4-B)	FRONT WIRING HARNESS (LH) AND BATTERY WIRING HARNESS COMBINATION
B-04	(2-B)	EVAPORATIVE EMISSION PURGE SOLENOID VALVE	B-11	(8-B)	CONTROL WIRING HARNESS AND BATTERY WIRING HARNESS COMBINATION
B-05	(4-B)	THROTTLE POSITION SENSOR			
B-06	(6-B)	IDLE AIR CONTROL MOTOR			
B-07	(1-B)	ENGINE COOLANT TEMPERATURE GAUGE UNIT			
B-08	(2-B)	BRAKE FLUID LEVEL SWITCH			

TSB Revision



B-12	(3-B)	CAMSHAFT POSITION SENSOR	B-18	(3-B)	MANIFOLD DIFFERENTIAL PRESSURE SENSOR
B-13	(2-B)	ENGINE COOLANT TEMPERATURE SENSOR	B-19	(2-GR)	INJECTOR 3
B-14	(7-B)	VOLUME AIR FLOW SENSOR	B-20	(3-B)	CRANKSHAFT POSITION SENSOR
B-15	(4-B)	HEATED OXYGEN SENSOR (FRONT)	B-21	(2-GR)	INJECTOR 2
B-16	(1-B)	CAPACITOR	B-22	(2-GR)	INJECTOR 1
B-17	(2-GR)	INJECTOR 4	B-23	(3-GR)	IGNITION COIL 2

AC001192AB

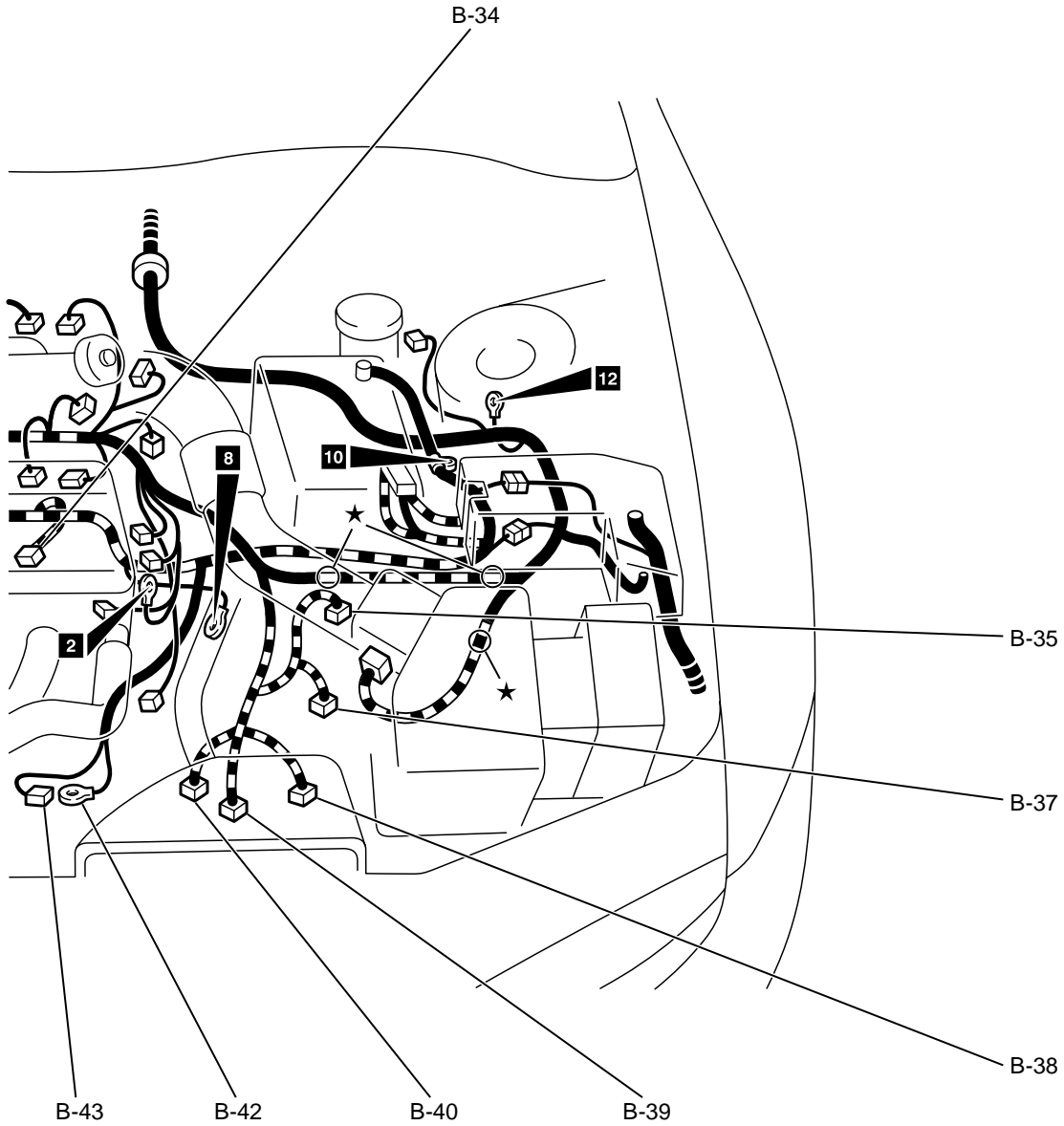


CONNECTOR COLOR CODE
 B:BLACK
 BR:BROWN
 G:GREEN
 GR:GRAY
 L:BLUE
 NONE:MILK WHITE
 O:ORANGE
 R:RED
 V:VIOLET
 Y:YELLOW

AC001191AC

- B-34 (1-B) OIL PRESSURE SWITCH
- B-35 (3-B) VEHICLE SPEED SENSOR
- B-37 (3-GR) OUTPUT SHAFT SPEED SENSOR
- B-38 (10-GR) A/T CONTROL SOLENOID VALVE ASSEMBLY

- B-39 (10-B) PARK/NEUTRAL POSITION SWITCH
- B-40 (3-B) INPUT SHAFT SPEED SENSOR
- B-42 (1) STARTER



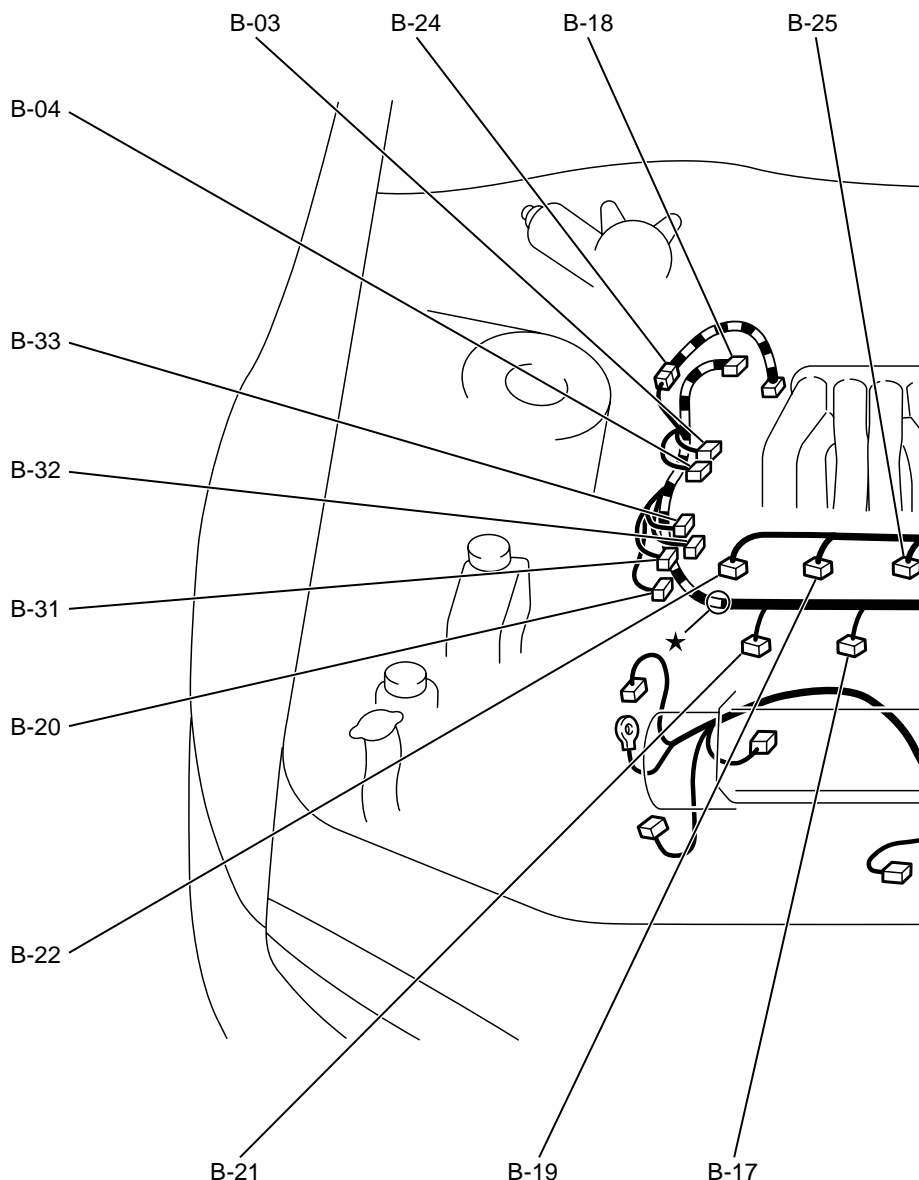
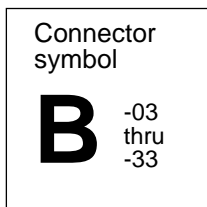
B-43	(1-B)	STARTER	B-46	(4-GR)	GENERATOR
B-44	(1)	POWER STEERING PRESSURE SWITCH	B-47	(1)	GENERATOR
B-45	(1-B)	A/C COMPRESSOR ASSEMBLY			

AC001192AC

TSB Revision

ENGINE AND TRANSAXLE <3.0L ENGINE>

M1801000400054



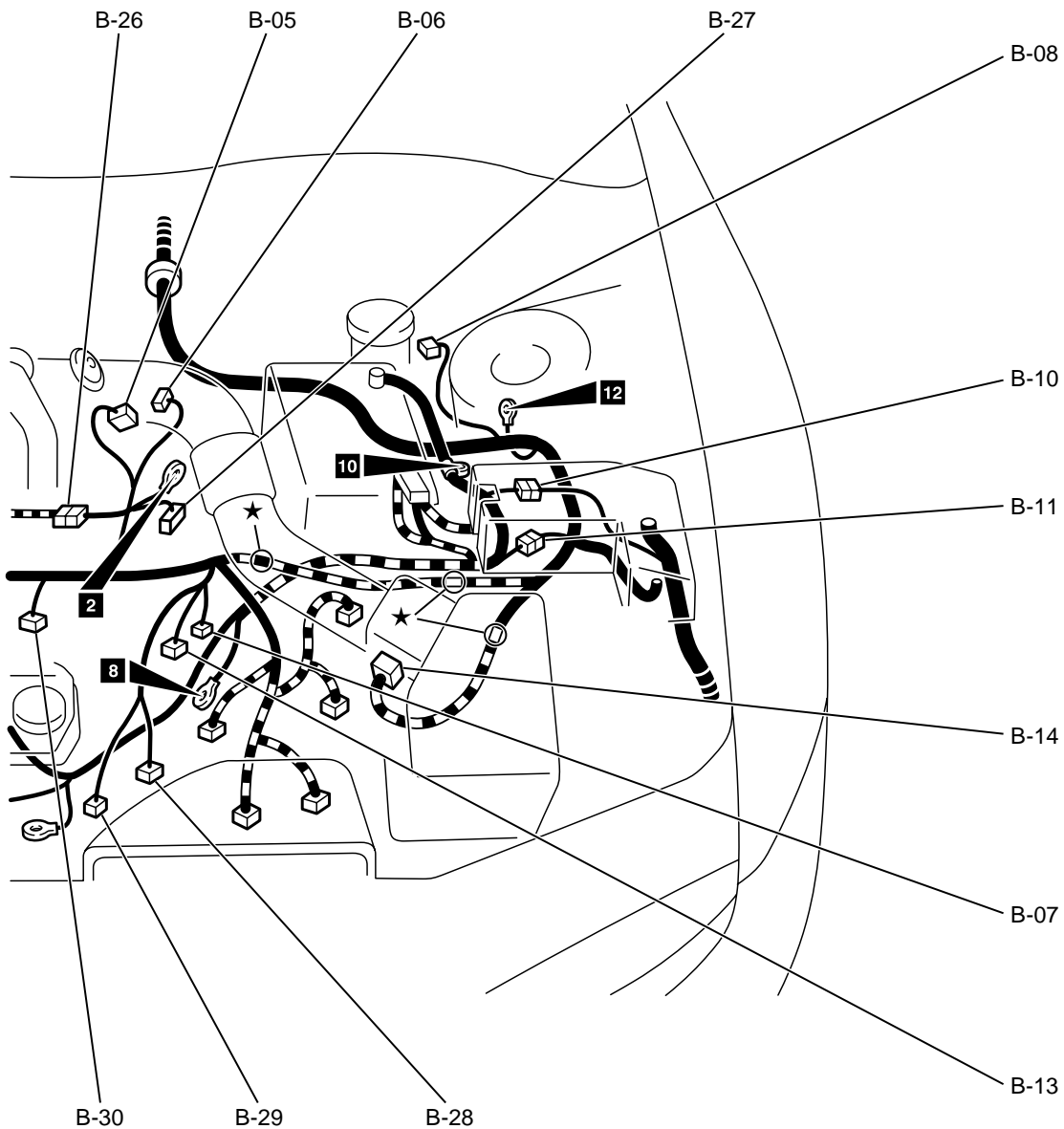
CONNECTOR COLOR CODE
 B:BLACK
 BR:BROWN
 G:GREEN
 GR:GRAY
 L:BLUE
 NONE:MILK WHITE
 O:ORANGE
 R:RED
 V:VIOLET
 Y:YELLOW

- B-03 (2-BR) EGR SOLENOID VALVE
- B-04 (2-B) EVAPORATIVE EMISSION PURGE SOLENOID VALVE
- B-05 (4-B) THROTTLE POSITION SENSOR
- B-06 (6-B) IDLE AIR CONTROL MOTOR
- B-07 (1-B) ENGINE COOLANT TEMPERATURE GAUGE UNIT
- B-08 (2-B) BRAKE FLUID LEVEL SWITCH
- B-10 (4-B) FRONT WIRING HARNESS (LH) AND BATTERY WIRING HARNESS COMBINATION

- B-11 (8-B) CONTROL WIRING HARNESS AND BATTERY WIRING HARNESS COMBINATION
- B-13 (2-B) ENGINE COOLANT TEMPERATURE SENSOR
- B-14 (7-B) VOLUME AIR FLOW SENSOR
- B-17 (2-GR) INJECTOR 4
- B-18 (3-B) MANIFOLD DIFFERENTIAL PRESSURE SENSOR
- B-19 (2-GR) INJECTOR 3

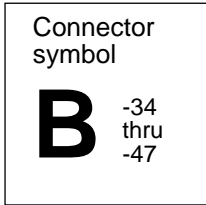
AC001193AB

TSB Revision

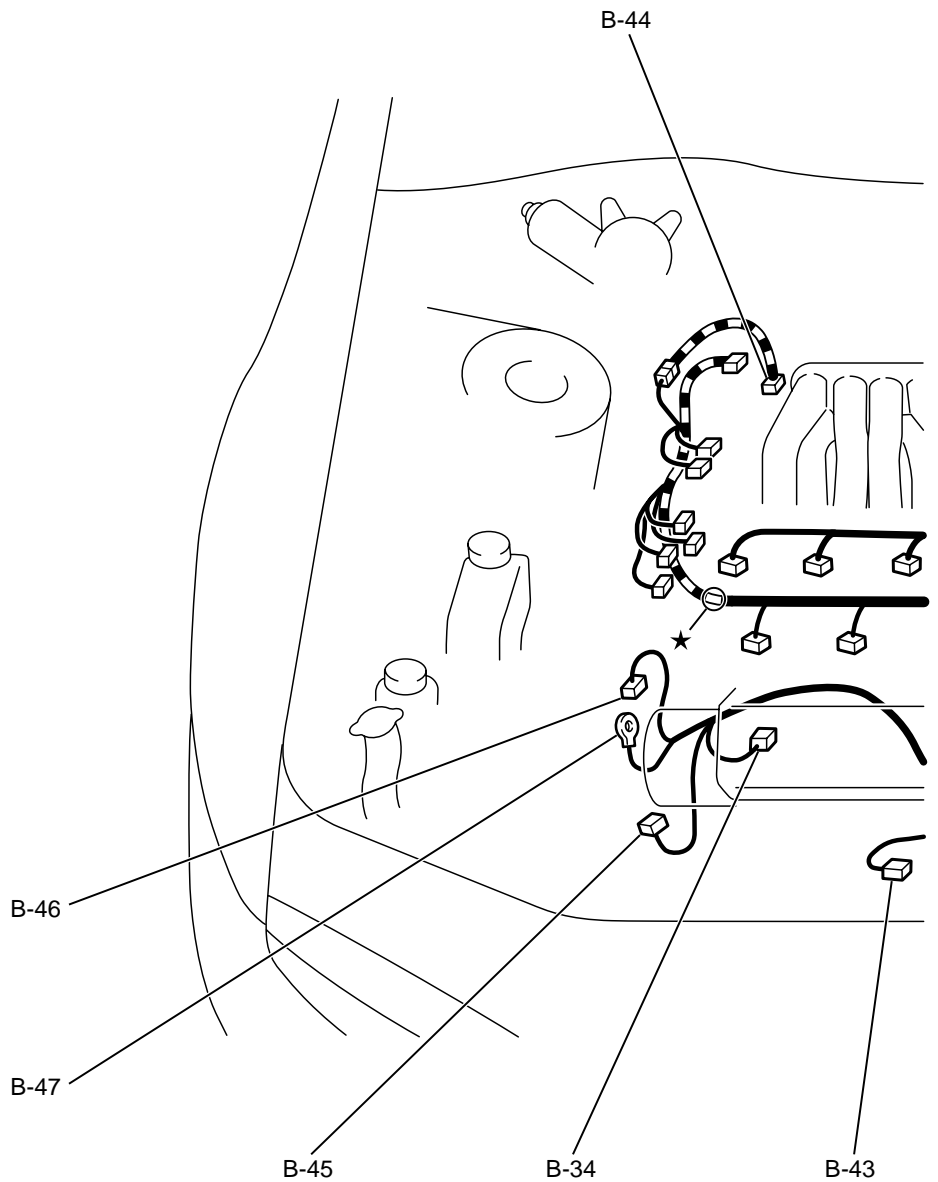


AC001194AB

B-20	(3-B)	CRANKSHAFT POSITION SENSOR	B-28	(4-B)	LEFT BANK HEATED OXYGEN SENSOR (FRONT)
B-21	(2-GR)	INJECTOR 2	B-29	(4-B)	LEFT BANK HEATED OXYGEN SENSOR (REAR)
B-22	(2-GR)	INJECTOR 1	B-30	(2-GR)	INJECTOR 6
B-24	(1-B)	CONTROL WIRING HARNESS AND POWER STEERING WIRING HARNESS COMBINATION	B-31	(4-GR)	RIGHT BANK HEATED OXYGEN SENSOR (REAR)
B-25	(2-GR)	INJECTOR 5	B-32	(2-GR)	KNOCK SENSOR
B-26	(4-B)	CONTROL WIRING HARNESS AND INJECTOR WIRING HARNESS COMBINATION	B-33	(4-B)	RIGHT BANK HEATED OXYGEN SENSOR (FRONT)
B-27	(7-B)	DISTRIBUTOR ASSEMBLY			



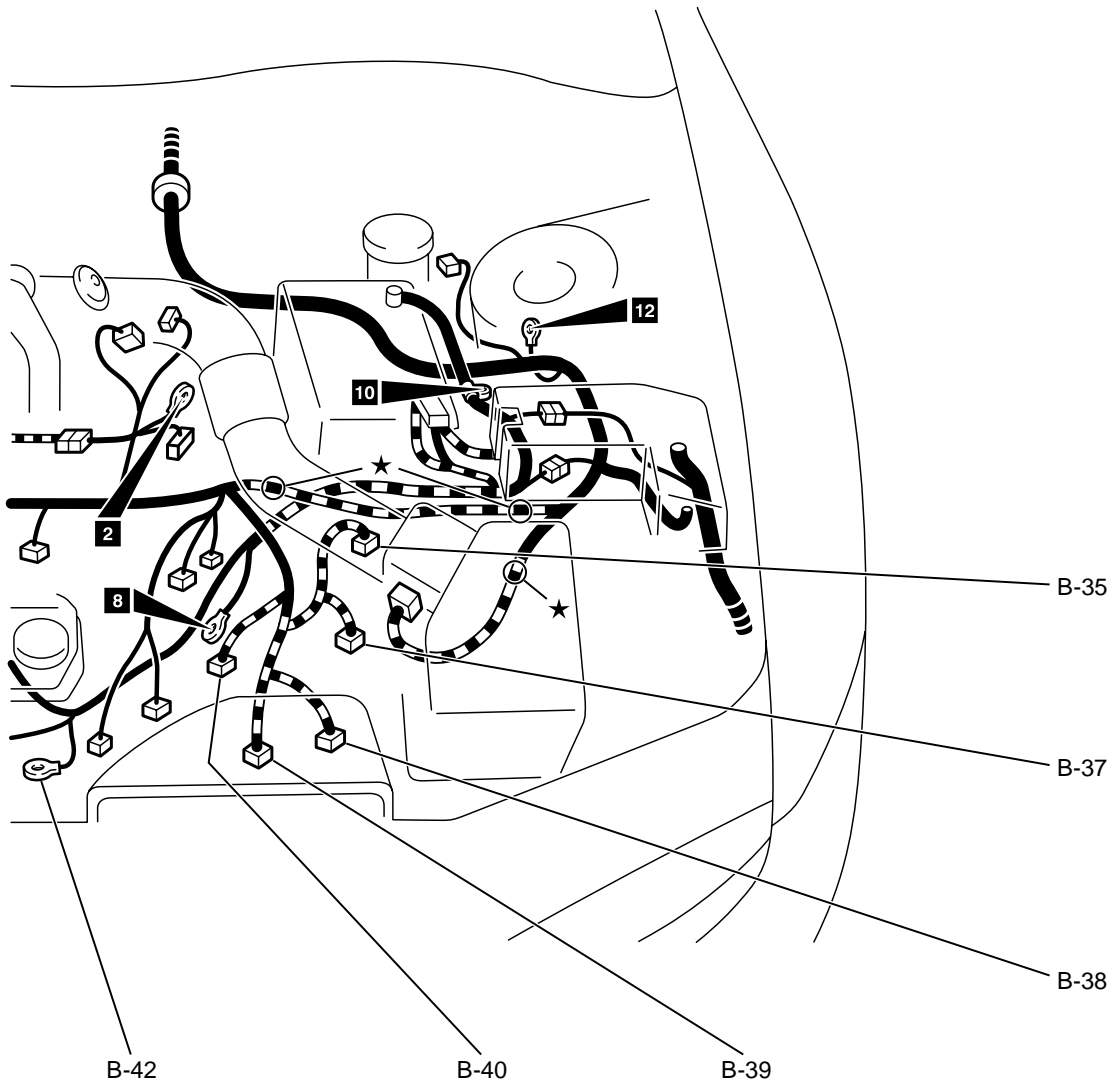
CONNECTOR COLOR CODE
 B:BLACK
 BR:BROWN
 G:GREEN
 GR:GRAY
 L:BLUE
 NONE:MILK WHITE
 O:ORANGE
 R:RED
 V:VIOLET
 Y:YELLOW



AC001193AC

- B-34 (1-B) OIL PRESSURE SWITCH
- B-35 (3-B) VEHICLE SPEED SENSOR
- B-37 (3-GR) OUTPUT SHAFT SPEED SENSOR
- B-38 (10-GR) A/T CONTROL SOLENOID VALVE ASSEMBLY

- B-39 (10-B) PARK/NEUTRAL POSITION SWITCH
- B-40 (3-B) INPUT SHAFT SPEED SENSOR
- B-42 (1) STARTER

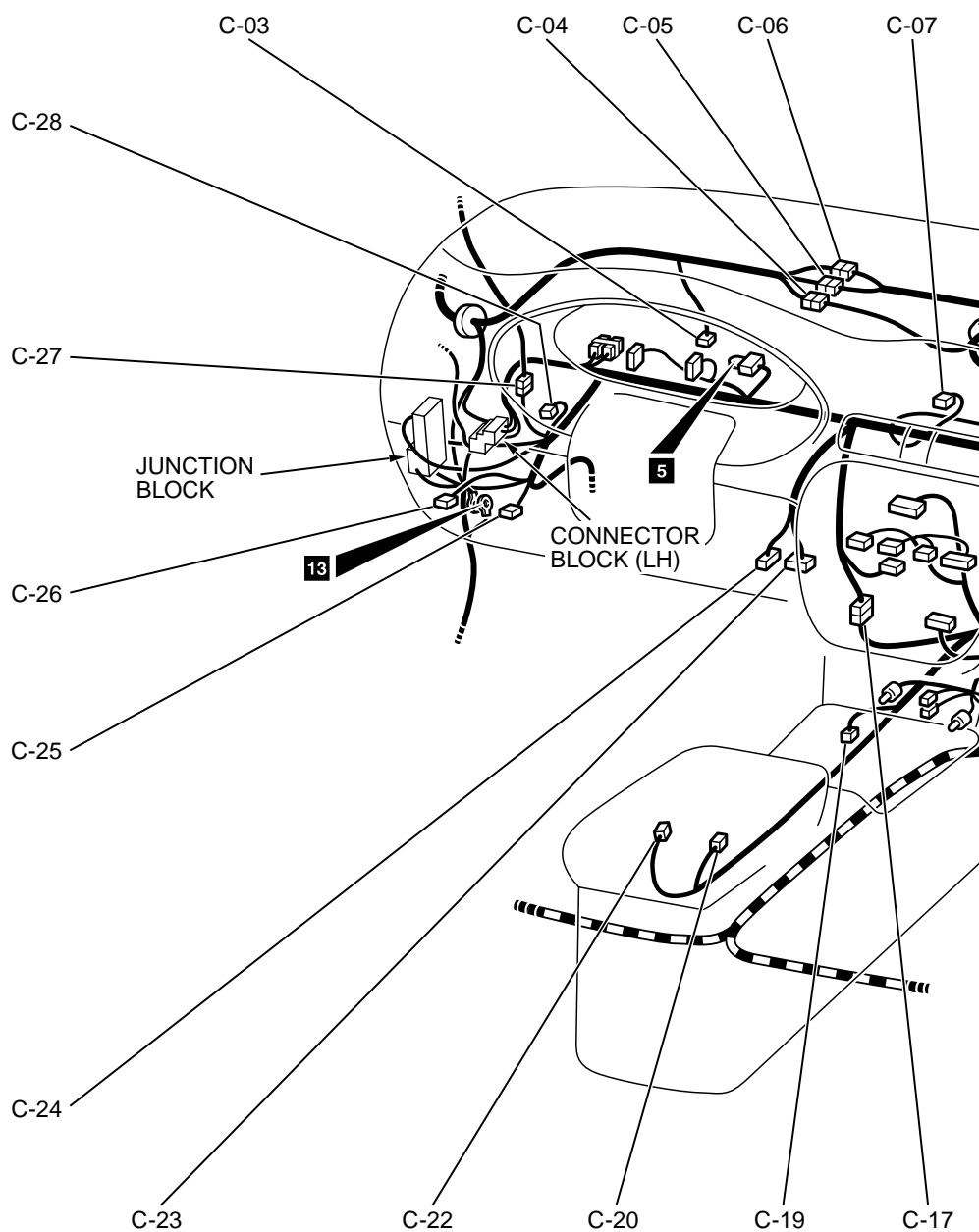
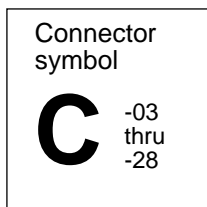


B-43	(1-B)	STARTER	B-46	(4-GR)	GENERATOR
B-44	(1)	POWER STEERING PRESSURE SWITCH	B-47	(1)	GENERATOR
B-45	(4)	A/C COMPRESSOR ASSEMBLY			

AC001194AC

TSB Revision

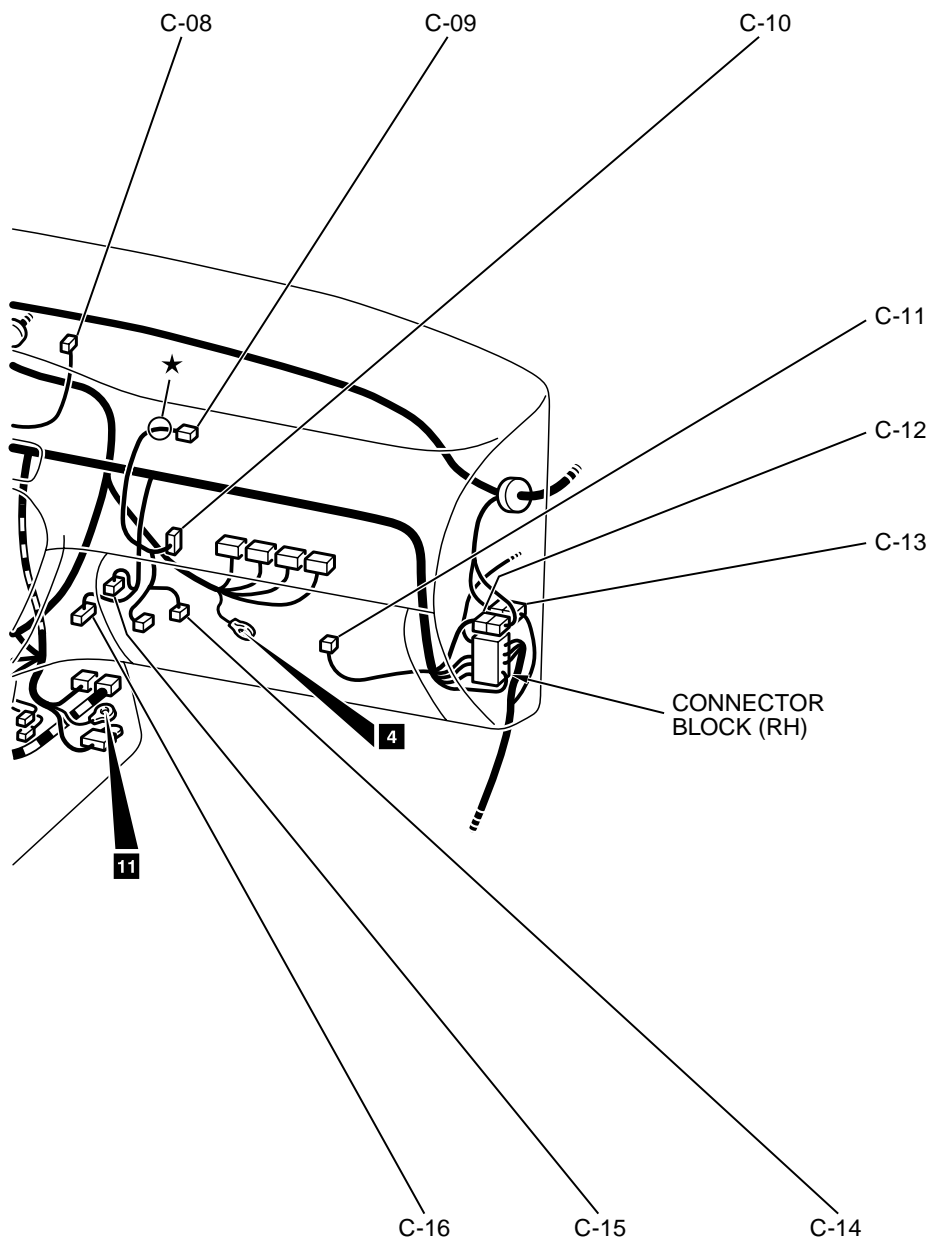
DASH PANEL



AC001195AB

C-03	(4)	STOPLIGHT SWITCH	C-09	(2-R)	AIR BAG MODULE (SQUIB) (PASSENGER'S SIDE)
C-04	(8)	FRONT WIRING HARNESS (LH) AND CONTROL WIRING HARNESS COMBINATION	C-10	(7)	OUTSIDE/INSIDE AIR SELECTION DAMPER CONTROL MOTOR
C-05	(14)	FRONT WIRING HARNESS (LH) AND FRONT WIRING HARNESS (RH) COMBINATION	C-11	(2)	BLOWER MOTOR
C-06	(2-B)	FRONT WIRING HARNESS (LH) AND FRONT WIRING HARNESS (RH) COMBINATION	C-12	(14-BR)	INSTRUMENT PANEL WIRING HARNESS AND FRONT WIRING HARNESS (RH) COMBINATION
C-07	(4)	HAZARD WARNING LIGHT SWITCH	C-13	(8)	FRONT WIRING HARNESS (RH) AND FLOOR WIRING HARNESS (RH) COMBINATION <ABS>
C-08	(2)	CENTER SPEAKER	C-14	(4)	RESISTOR

TSB Revision

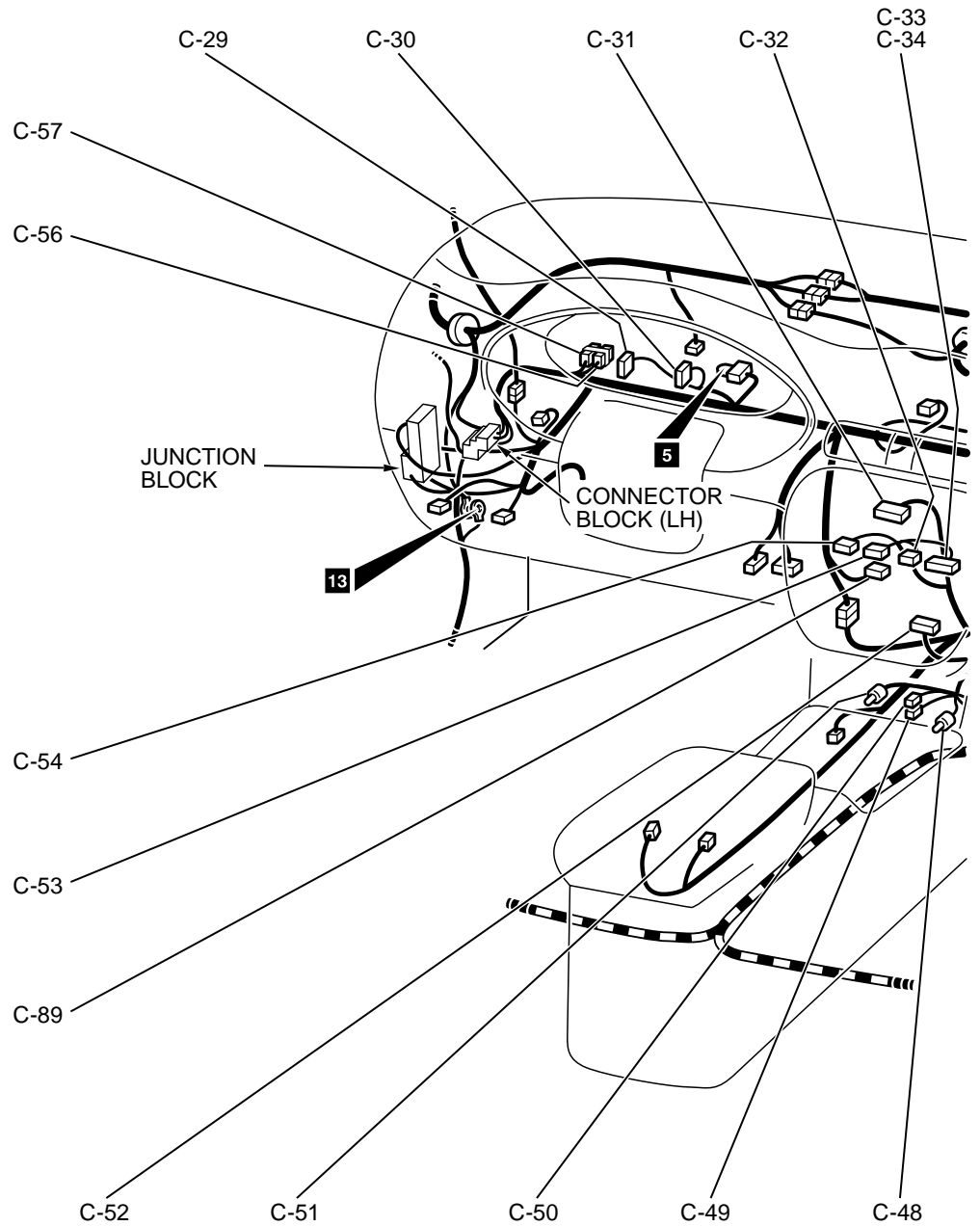
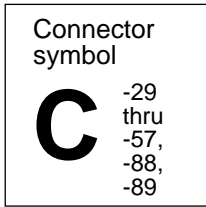


CONNECTOR COLOR
CODE
B:BLACK
BR:BROWN
G:GREEN
GR:GRAY
L:BLUE
NONE:MILK WHITE
O:ORANGE
R:RED
V:VIOLET
Y:YELLOW

AC001196AB

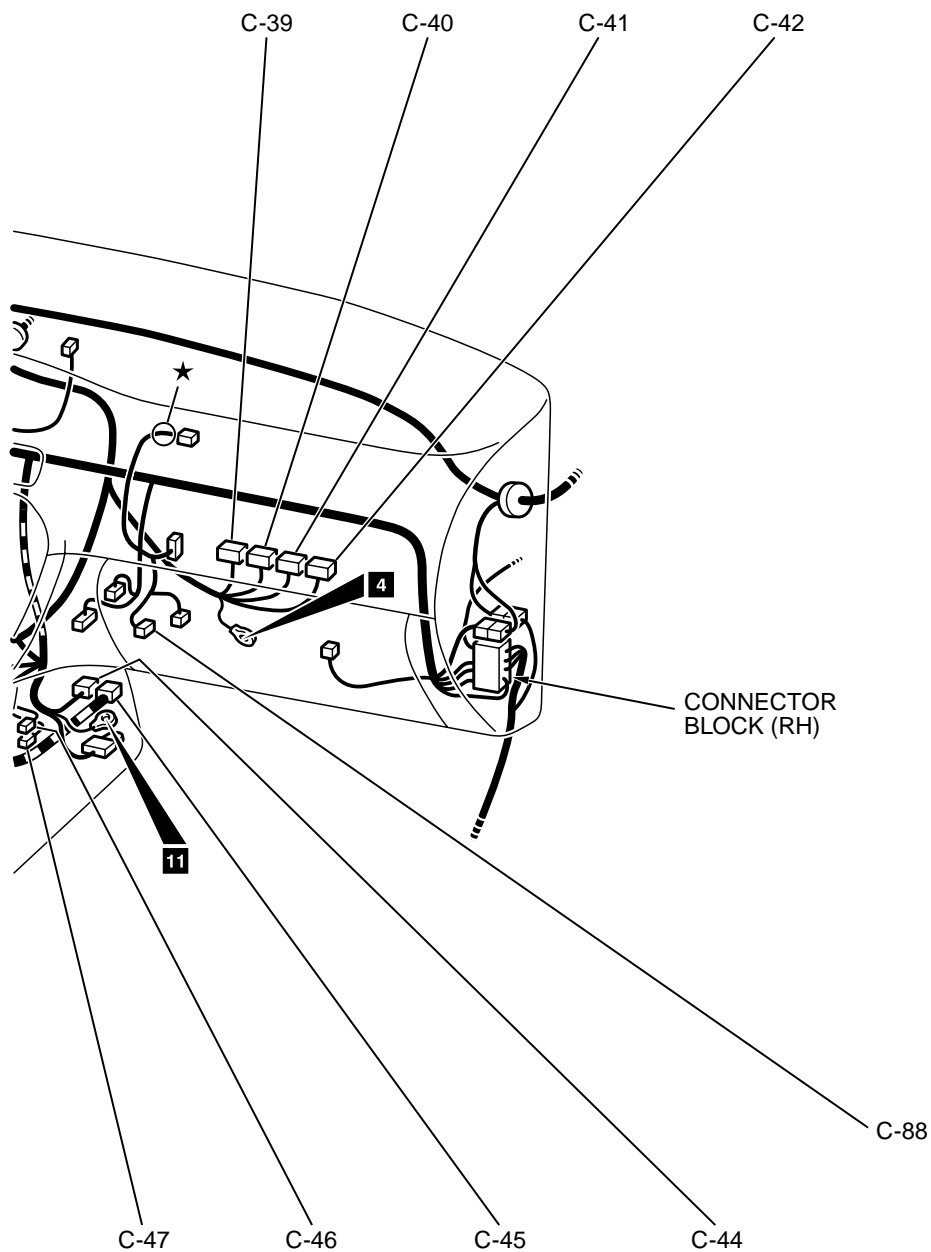
C-15	(20-B)	AUTOMATIC COMPRESSOR CONTROLLER <HEATER AND A/C>	C-22	(1-B)	PARKING BRAKE SWITCH
C-16	(8-B)	AUTOMATIC COMPRESSOR CONTROLLER <A/C (3.0L ENGINE) >	C-23	(16-B)	DATA LINK CONNECTOR
C-17	(38)	INSTRUMENT PANEL WIRING HARNESS AND CONTROL WIRING HARNESS COMBINATION	C-24	(12)	DATA LINK CONNECTOR
C-19	(6)	HEATED OXYGEN SENSOR (REAR) <2.4L ENGINE>	C-25	(7)	FOG LIGHT SWITCH
C-20	(2)	A/T SELECTOR LEVER POSITION ILLUMINATION LIGHT	C-26	(11)	REMOTE CONTROLLED MIRROR SWITCH
			C-27	(4)	INSTRUMENT PANEL WIRING HARNESS AND ROOF WIRING HARNESS COMBINATION
			C-28	(3)	RHEOSTAT

TSB Revision



AC001195AC

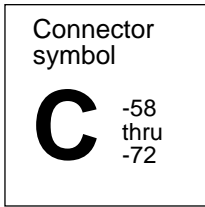
C-29	(16-B)	COMBINATION METER	C-40	(26-GR)	POWERTRAIN CONTROL MODULE
C-30	(16)	COMBINATION METER	C-41	(28-GR)	POWERTRAIN CONTROL MODULE
C-31	(14)	RADIO AND TAPE PLAYER	C-42	(30-GR)	POWERTRAIN CONTROL MODULE
C-32	(3)	DEFROSTER SWITCH	C-44	(16-Y)	SRS-ECU
C-33	(12)	OUTSIDE/INSIDE AIR SELECTION SWITCH <WITHOUT A/C>	C-45	(22-Y)	SRS-ECU <WITH SIDE AIR BAG>
C-34	(12)	A/C SWITCH <WITH A/C>	C-46	(1-B)	ACCESSORY SOCKET
C-39	(35-GR)	POWERTRAIN CONTROL MODULE	C-47	(1)	ACCESSORY SOCKET



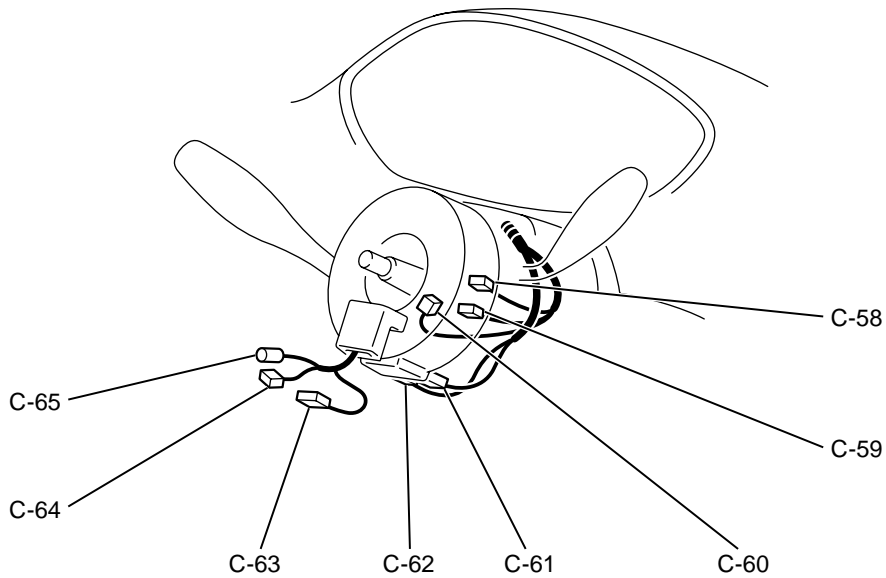
CONNECTOR COLOR
CODE
B:BLACK
BR:BROWN
G:GREEN
GR:GRAY
L:BLUE
NONE:MILK WHITE
O:ORANGE
R:RED
V:VIOLET
Y:YELLOW

AC001196AC

C-48	(2)	CIGARETTE LIGHTER ILLUMINATION LIGHT	C-54	(2)	HEATER CONTROL PANEL ILLUMINATION LIGHT
C-49	(1-B)	CIGARETTE LIGHTER	C-56	(33)	JOINT CONNECTOR (2)
C-50	(1)	CIGARETTE LIGHTER	C-57	(33)	JOINT CONNECTOR (1)
C-51	(2)	ASHTRAY ILLUMINATION LIGHT	C-88	(2)	THERMISTER SENSOR <HEATER AND A/C>
C-52	(16-B)	AUTO-CRUISE CONTROL-ECU	C-89	(12)	IMMOBILIZER-ECU
C-53	(6)	BLOWER SWITCH			



STEERING COLUMN

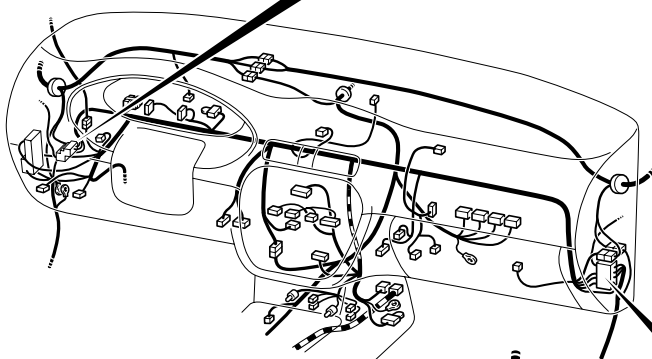
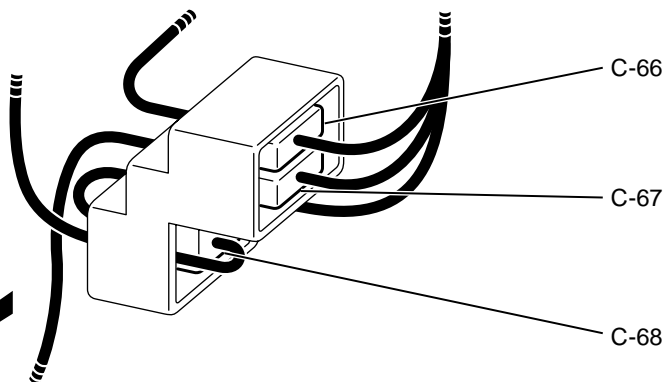


CONNECTOR COLOR CODE
 B:BLACK NONE:MILK WHITE
 BR:BROWN O:ORANGE
 G:GREEN R:RED
 GR:GRAY V:VIOLET
 L:BLUE Y:YELLOW

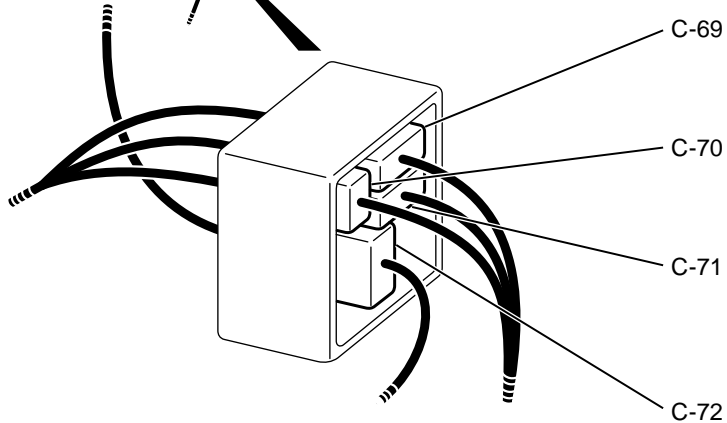
AC001331AB

C-58	(6)	IGNITION SWITCH	C-66	(38)	INSTRUMENT PANEL WIRING HARNESS AND FRONT WIRING HARNESS (LH) COMBINATION
C-59	(7)	KEY REMINDER SWITCH	C-67	(43)	INSTRUMENT PANEL WIRING HARNESS AND FLOOR WIRING HARNESS (LH) COMBINATION
C-60	(10)	COLUMN SWITCH	C-68	(32-B)	INSTRUMENT PANEL WIRING HARNESS AND FRONT DOOR WIRING HARNESS (LH) COMBINATION
C-61	(4)	CLOCK SPRING			
C-62	(2-Y)	CLOCK SPRING			
C-63	(2)	AIR BAG MODULE (SQUIB) (DRIVER'S SIDE)			
C-64	(3)	AUTO-CRUISE CONTROL SWITCH			
C-65	(1)	HORN SWITCH			

CONNECTOR BLOCK (LH)



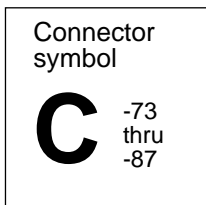
CONNECTOR BLOCK (RH)



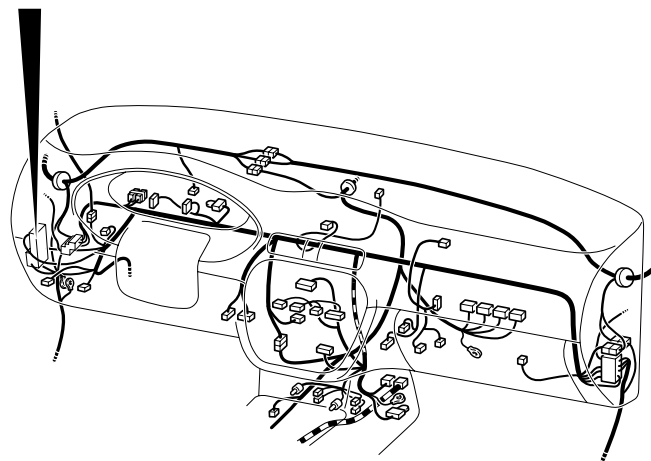
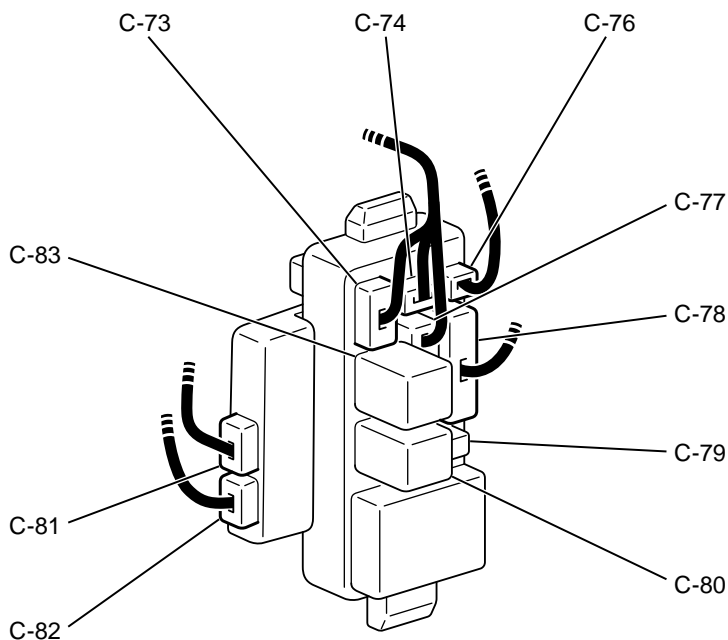
AC001197AB

- C-69 (10) INSTRUMENT PANEL WIRING HARNESS AND FLOOR WIRING HARNESS (RH) COMBINATION <7-SPEAKER SYSTEM>
- C-70 (4) INSTRUMENT PANEL WIRING HARNESS AND FLOOR WIRING HARNESS (RH) COMBINATION

- C-71 (22) INSTRUMENT PANEL WIRING HARNESS AND FLOOR WIRING HARNESS (RH) COMBINATION
- C-72 (32) INSTRUMENT PANEL WIRING HARNESS AND FRONT DOOR WIRING HARNESS (RH) COMBINATION



JUNCTION BLOCK
(FRONT VIEW)

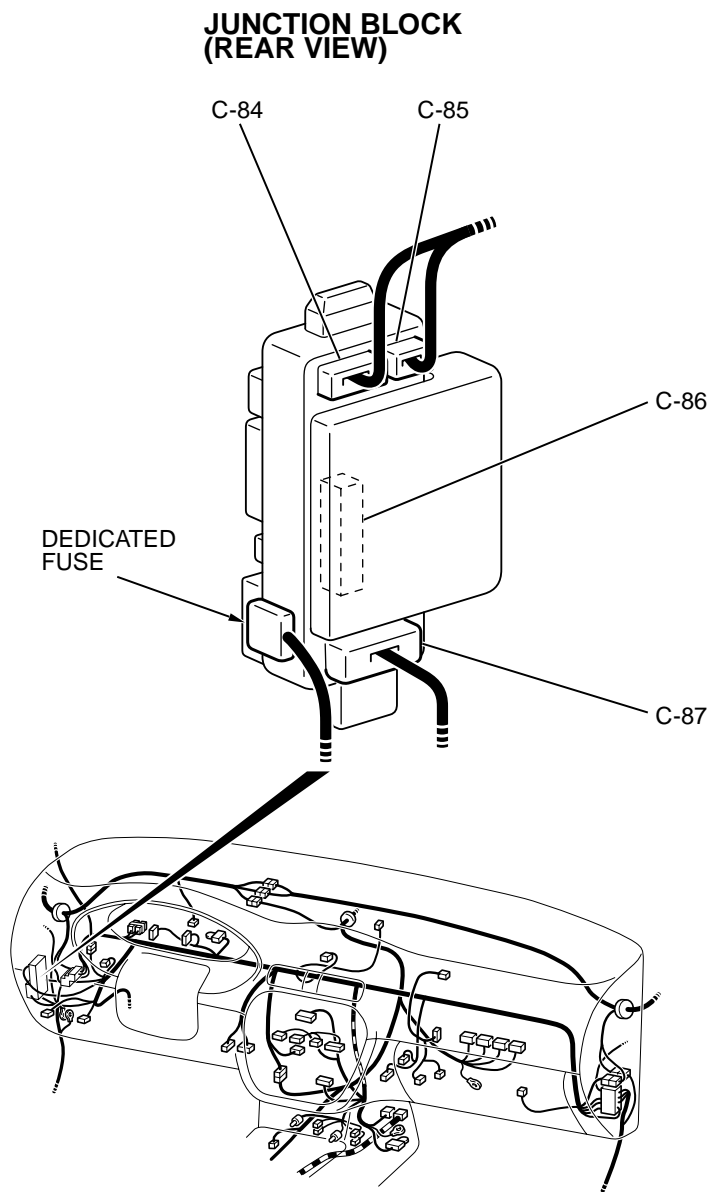


CONNECTOR COLOR
CODE
B:BLACK
BR:BROWN
G:GREEN
GR:GRAY
L:BLUE
NONE:MILK WHITE
O:ORANGE
R:RED
V:VIOLET
Y:YELLOW

AC001199AB

C-73	(6-B)	INSTRUMENT PANEL WIRING HARNESS AND JUNCTION BLOCK COMBINATION	C-77	(22-B)	INSTRUMENT PANEL WIRING HARNESS AND JUNCTION BLOCK COMBINATION
C-74	(10-B)	INSTRUMENT PANEL WIRING HARNESS AND JUNCTION BLOCK COMBINATION	C-78	(20-B)	INSTRUMENT PANEL WIRING HARNESS AND JUNCTION BLOCK COMBINATION
C-76	(6-B)	ROOF WIRING HARNESS AND JUNCTION BLOCK COMBINATION	C-79	(3)	NO CONNECTION

TSB Revision



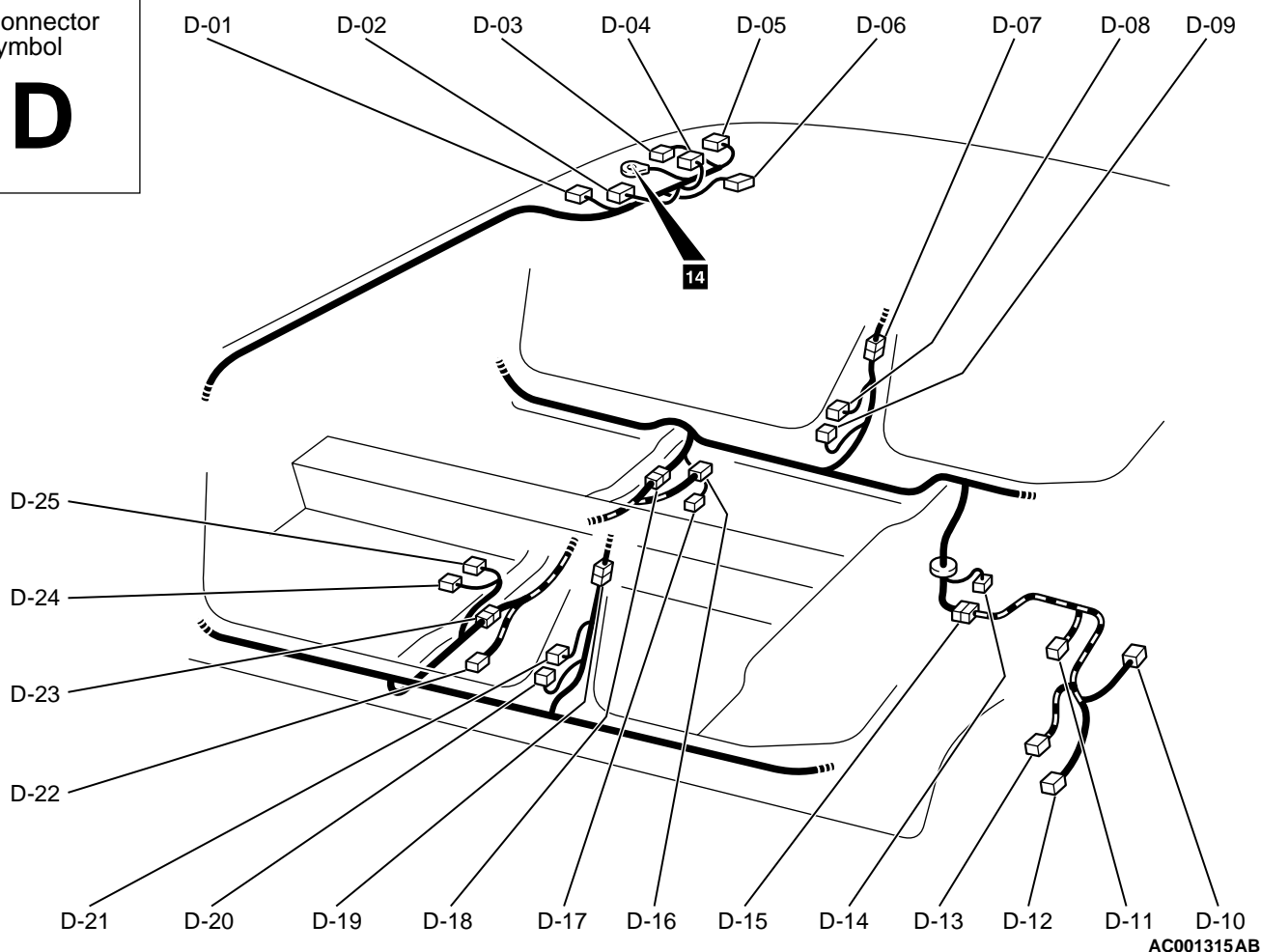
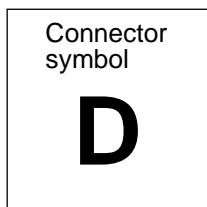
AC001200AB

C-80	(5)	DEFOGGER RELAY	C-85	(1-B)	INSTRUMENT PANEL WIRING
C-81	(20-B)	ETACS-ECU			HARNESS AND JUNCTION BLOCK
C-82	(16-B)	ETACS-ECU			COMBINATION
C-83	(5)	BLOWER RELAY	C-86	(20)	ETACS-ECU
C-84	(18-B)	INSTRUMENT PANEL WIRING	C-87	(19-B)	FLOOR WIRING HARNESS (LH)
		HARNESS AND JUNCTION BLOCK			AND JUNCTION BLOCK
		COMBINATION			COMBINATION

TSB Revision

FLOOR AND ROOF

M1801000900048



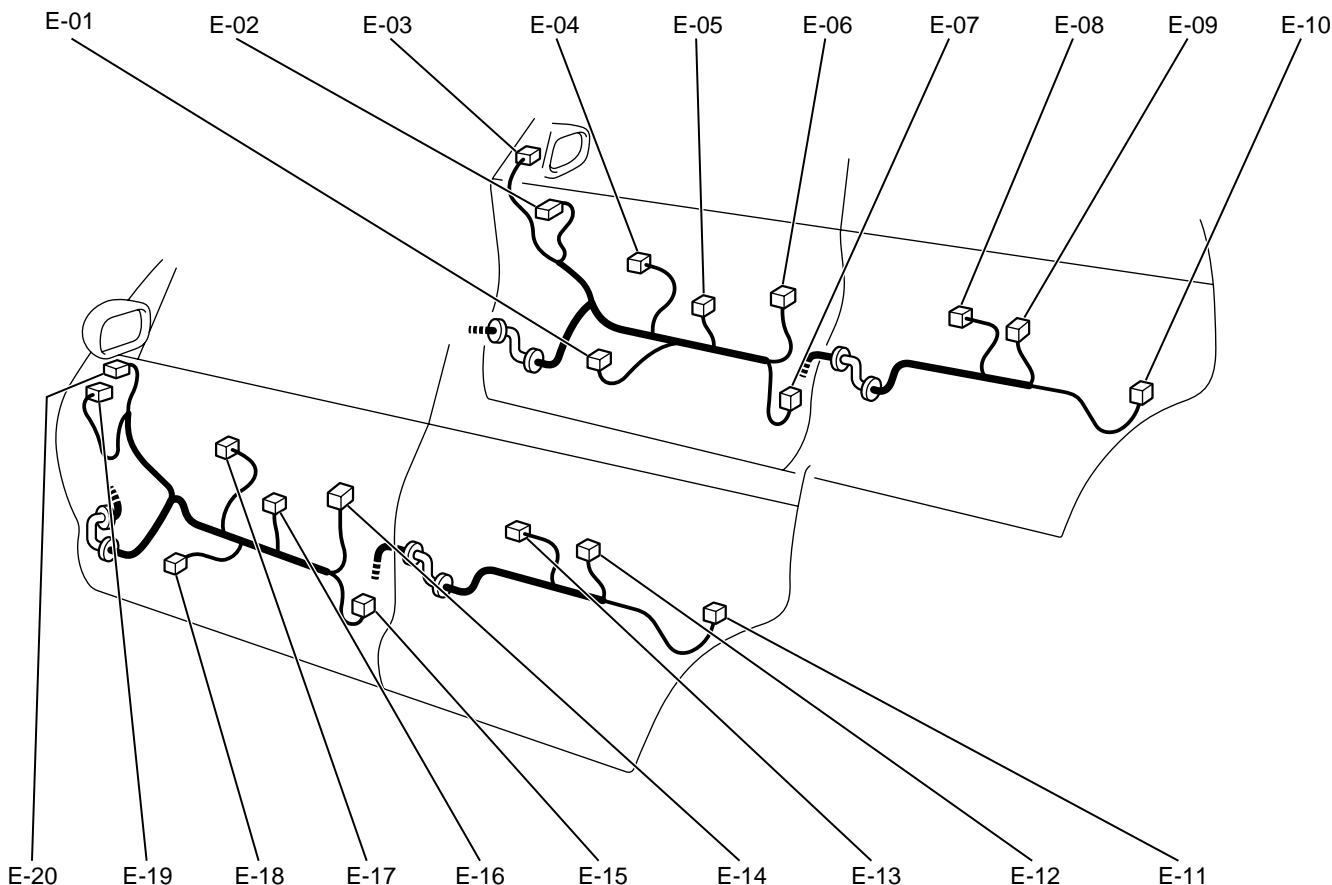
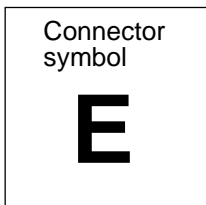
AC001315AB

D-01	(2)	VANITY MIRROR LIGHT (LH)	D-16	(2-R)	SIDE AIR BAG MODULE (SQUIB) (RH)
D-02	(6-B)	SUNROOF SWITCH	D-17	(18)	AUDIO AMPLIFIER <7-SPEAKER SYSTEM>
D-03	(18)	SUNROOF-ECU	D-18	(2-B)	FLOOR WIRING HARNESS (RH) AND SIDE AIR BAG WIRING HARNESS COMBINATION
D-04	(8)	SUNROOF MOTOR	D-19	(10)	FLOOR WIRING HARNESS (LH) AND REAR DOOR WIRING HARNESS (LH) COMBINATION
D-05	(2)	VANITY MIRROR LIGHT (RH)	D-20	(2)	SIDE IMPACT SENSOR (LH) <WITH SIDE AIR BAG>
D-06	(3)	DOME LIGHT	D-21	(3)	FRONT DOOR SWITCH (LH)
D-07	(10)	FLOOR WIRING HARNESS (RH) AND REAR DOOR WIRING HARNESS (RH) COMBINATION	D-22	(2-R)	SIDE AIR BAG MODULE (SQUIB) (LH)
D-08	(3)	FRONT DOOR SWITCH (RH)	D-23	(2-B)	FLOOR WIRING HARNESS (LH) AND SIDE AIR BAG WIRING HARNESS COMBINATION
D-09	(2)	SIDE IMPACT SENSOR (RH) <WITH SIDE AIR BAG>	D-24	(2)	POWER SEAT ASSEMBLY
D-10	(2-GR)	WHEEL SPEED SENSOR (REAR: RH) <ABS>	D-25	(2)	SEAT BELT SWITCH
D-11	(3-B)	FUEL TANK DIFFERENTIAL PRESSURE SENSOR			
D-12	(2-B)	WHEEL SPEED SENSOR (REAR: LH) <ABS>			
D-13	(2-B)	EVAPORATIVE EMISSION VENTILATION SOLENOID			
D-14	(5-GR)	FUEL PUMP AND GAUGE UNIT			
D-15	(10-B)	FLOOR WIRING HARNESS (RH) AND FUEL WIRING HARNESS COMBINATION			

TSB Revision

DOOR

M1801001400068

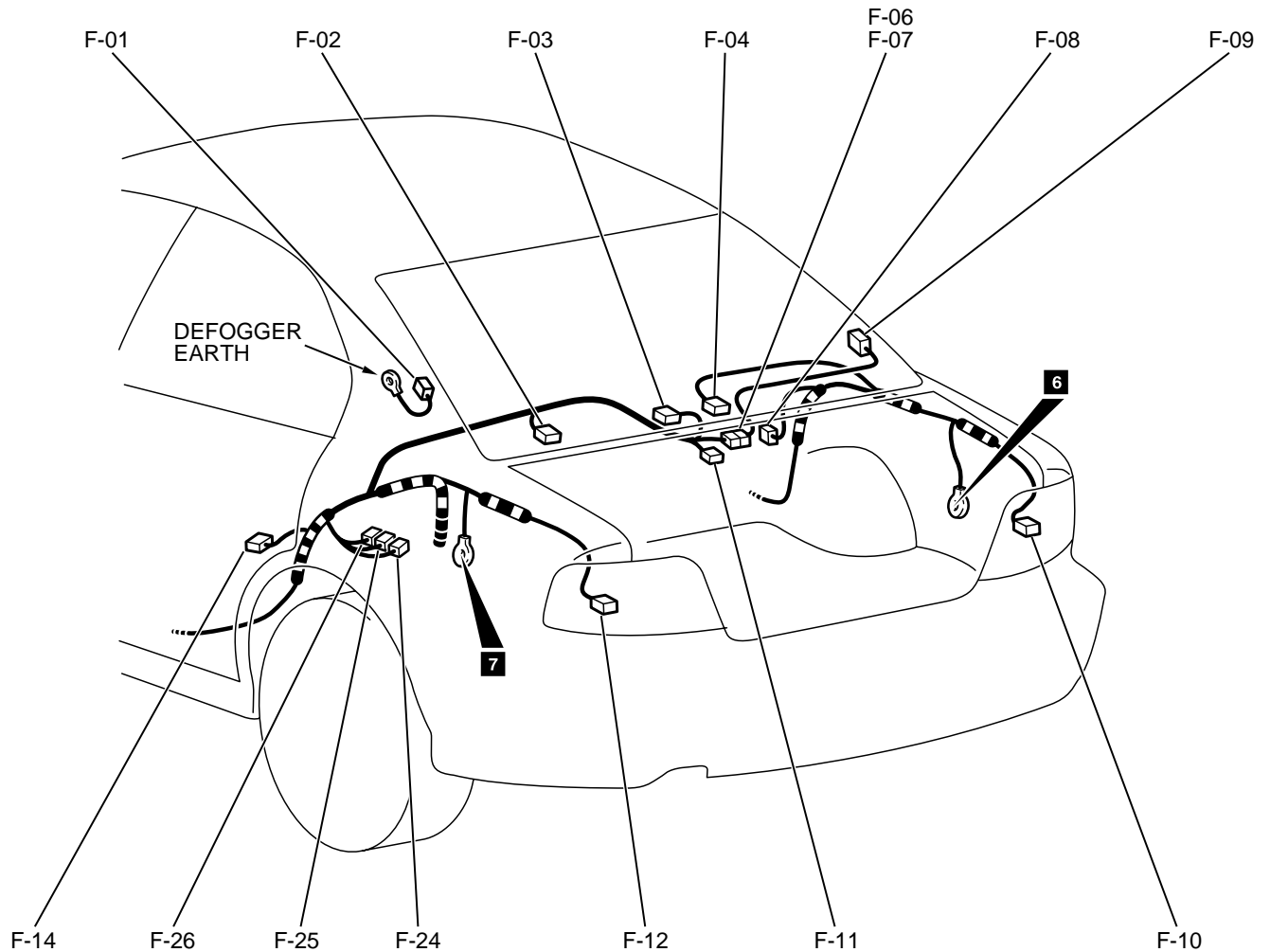
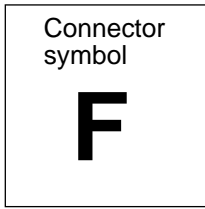


AC001316AB

E-01	(2)	DOOR SPEAKER (RH)	E-11	(6-B)	DOOR LOCK ACTUATOR (REAR: LH)
E-02	(2)	TWEETER (RH)	E-12	(8)	POWER WINDOW SUB SWITCH (REAR: LH)
E-03	(5)	REMOTE CONTROLLED MIRROR (RH)	E-13	(2)	POWER WINDOW MOTOR (REAR:LH)
E-04	(2)	POWER WINDOW MOTOR (FRONT: RH)	E-14	(3-B)	DOOR LOCK KEY CYLINDER SWITCH (LH)
E-05	(8)	POWER WINDOW SUB SWITCH (FRONT: RH)	E-15	(6-B)	DOOR LOCK ACTUATOR (FRONT: LH)
E-06	(3-B)	DOOR LOCK KEY CYLINDER SWITCH (RH)	E-16	(14)	POWER WINDOW MAIN SWITCH
E-07	(6-B)	DOOR LOCK ACTUATOR (FRONT: RH)	E-17	(2)	POWER WINDOW MOTOR (FRONT: LH)
E-08	(2)	POWER WINDOW MOTOR (REAR: RH)	E-18	(2)	DOOR SPEAKER (LH)
E-09	(8)	POWER WINDOW SUB SWITCH (REAR:RH)	E-19	(2)	TWEETER (LH)
E-10	(6-B)	DOOR LOCK ACTUATOR (REAR: RH)	E-20	(5)	REMOTE CONTROLLED MIRROR (LH)

TSB Revision

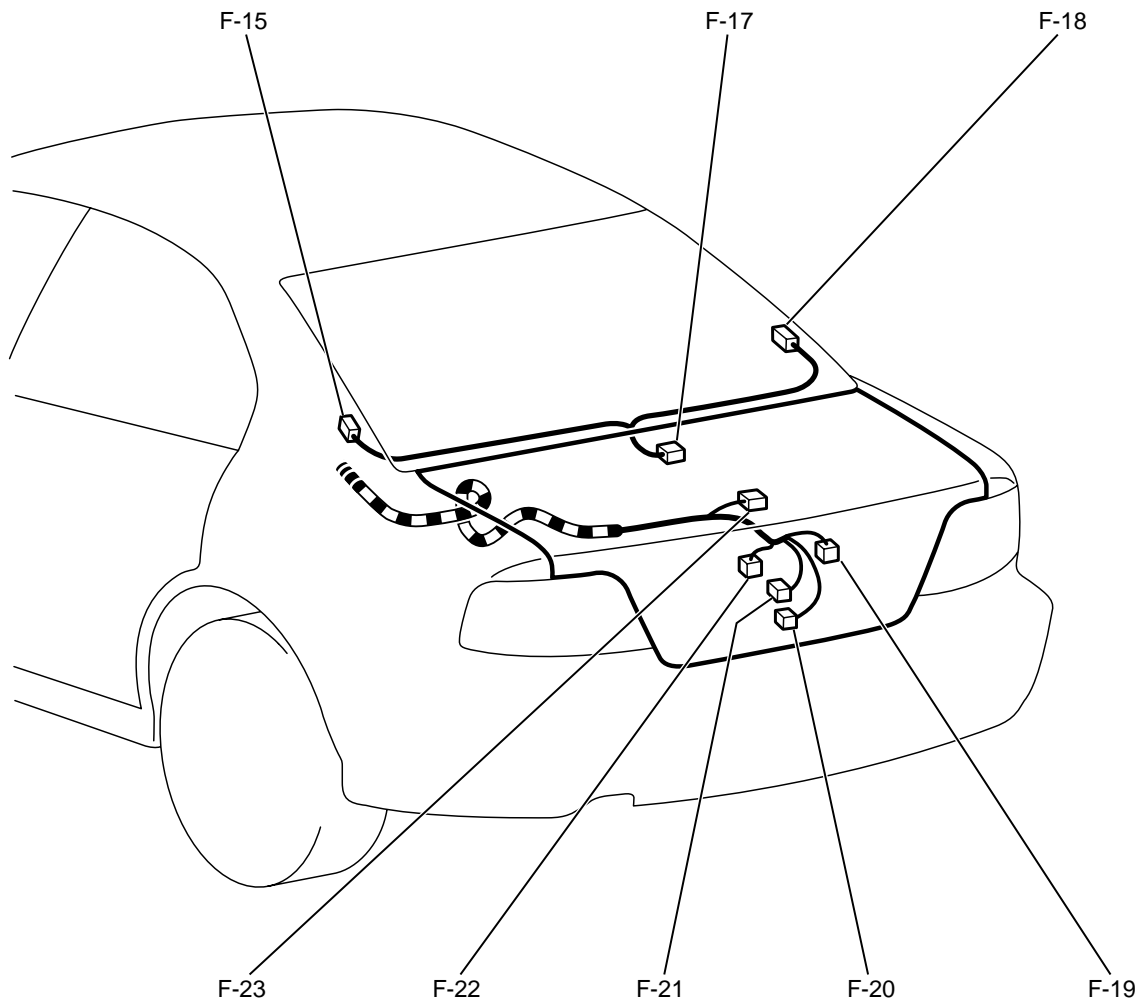
TRUNK



AC001317AB

F-01	(1)	DEFOGGER (-) <WITHOUT GLASS ANTENNA>	F-07	(1-B)	CHOKE COIL <WITH GLASS ANTENNA>
F-02	(2-B)	REAR SPEAKER (LH)	F-08	(3)	REAR DOOR SWITCH (RH)
F-03	(2-GR)	HIGH MOUNTED STOPLIGHT (REAR SHELF)	F-09	(1)	DEFOGGER (+) <WITHOUT GLASS ANTENNA>
F-04	(2-B)	REAR SPEAKER (RH)	F-10	(6)	REAR COMBINATION LIGHT (RH)
F-06	(1-B)	FLOOR WIRING HARNESS (LH) AND DEFOGGER WIRING HARNESS COMBINATION <WITHOUT GLASS ANTENNA>	F-11	(2)	TRUNK LIGHT
			F-12	(6)	REAR COMBINATION LIGHT (LH)
			F-14	(3)	REAR DOOR SWITCH (LH)

TSB Revision



CONNECTOR COLOR CODE
 B:BLACK NONE:MILK WHITE
 BR:BROWN O:ORANGE
 G:GREEN R:RED
 GR:GRAY V:VIOLET
 L:BLUE Y:YELLOW

AC001318AB

F-15	(1)	DEFOGGER (-) <WITH GLASS ANTENNA>	F-22	(2)	TRUNK LID LOCK KEY CYLINDER SWITCH <THEFT-ALARM SYSTEM>
F-17	(2-B)	CHOKE COIL <WITH GLASS ANTENNA>	F-23	(2)	HIGH-MOUNTED STOPLIGHT (REAR SPOILER)
F-18	(1)	DEFOGGER (+) <WITH GLASS ANTENNA>	F-24	(1-B)	CAPACITOR
F-19	(2-GR)	LICENSE PLATE LIGHT	F-25	(1-B)	CAPACITOR
F-20	(2)	TRUNK LIGHT SWITCH	F-26	(1-B)	CAPACITOR
F-21	(2)	TRUNK LID LATCH SWITCH <THEFT-ALARM SYSTEM>			

NOTES