

GROUP 80A

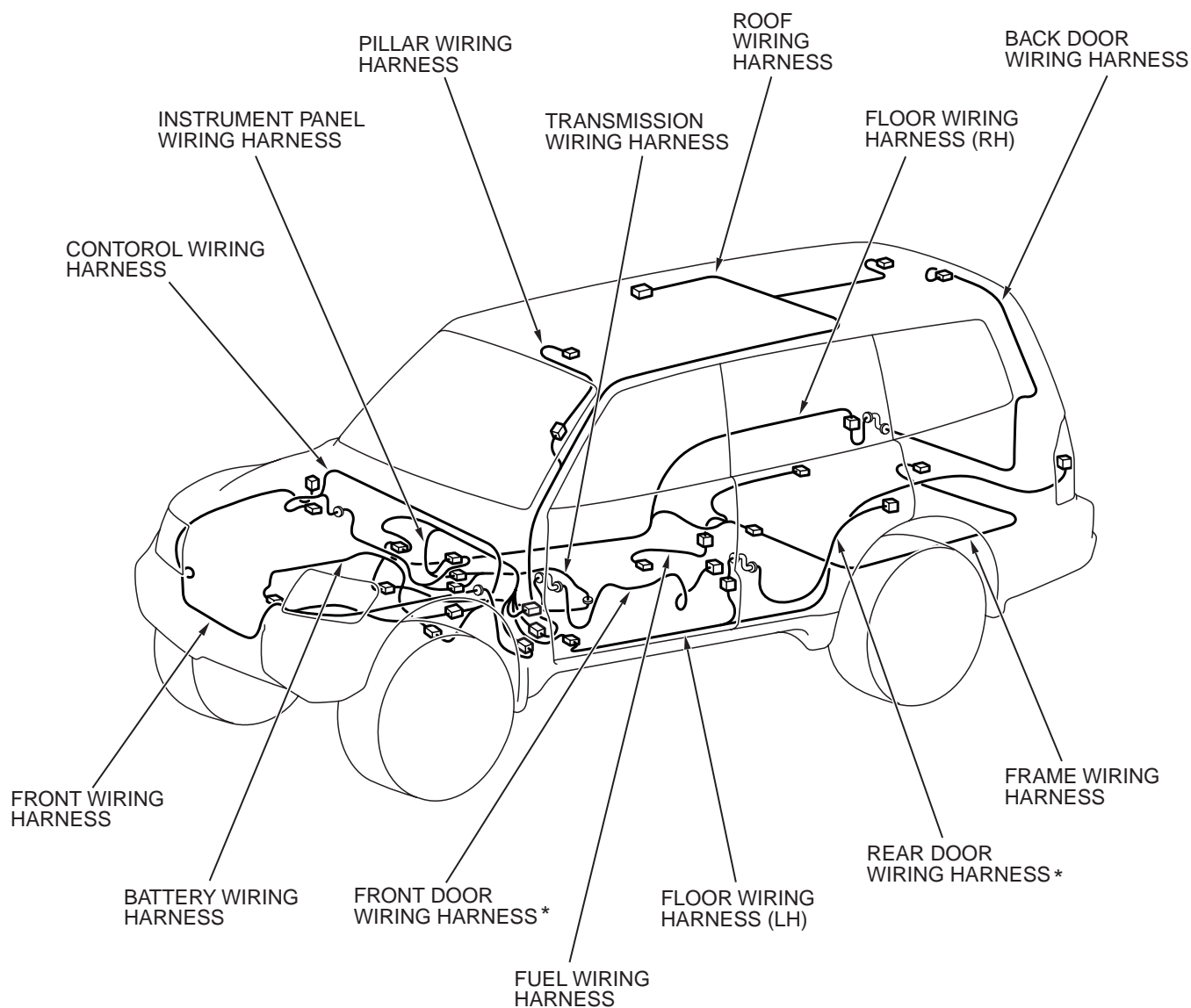
CONFIGURATION
DIAGRAMS

CONTENTS

OVERALL CONFIGURATION DIAGRAM.....	80A-2	DASH PANEL.....	80A-10
HOW TO READ CONFIGURATION DIAGRAMS	80A-3	FLOOR CONSOLE.....	80A-16
ENGINE COMPARTMENT.....	80A-4	FRONT FLOOR AND ROOF	80A-20
ENGINE	80A-6	REAR FLOOR AND UNDER FLOOR.	80A-22
TRANSMISSION	80A-8	DOOR	80A-23
		BACK DOOR	80A-24

OVERALL CONFIGURATION DIAGRAM

M1801000100547



AC203867AC

NOTE:

1. This illustration shows only major wiring harnesses.
2. *: also equipped at the right side.

HOW TO READ CONFIGURATION DIAGRAMS

M1801000200588

The wiring harness diagrams clearly show the connector locations and harness routings at each site on actual vehicles.

Denotes connector No.

The same connector No. is used throughout the circuit diagrams to facilitate connector location searches.

The first alphabetical symbol indicates the location site of the connector and a number that follows is the unique number. Numbers are usually assigned to parts in clockwise order on the diagram.

Example: A-19

Number specific to connector (serial number)

Connector location site symbol

A: ENGINE COMPARTMENT

B: ENGINE

C: TRANSMISSION

D: DASH PANEL

E: FLOOR CONSOLE

F: FRONT FLOOR AND ROOF

G: REAR FLOOR AND UNDER FLOOR

H: DOOR

I: BACK DOOR

Denotes ground point.

Same ground number is used throughout circuit diagrams to facilitate search of ground point. Refer to GROUP 70 COMPONENT LOCATIONS - GROUNDING for details of ground points.

Denotes harness name.

Denotes a section covered by a corrugated tube.

The mark ★ shows the standard mounting position of wiring harness.

Denotes the color of the tube (If not specified, it is black).

R: Red

Y: Yellow

The number of connector pins and the connector color (except milk white)* are shown for ease of retrieval.

Example: (2-B)

Connector color (milk white if no color is indicated)

Number of connector pins

*: Typical connector colors

B: Black

Y: Yellow

L: Blue

G: Green

R: Red

BR: Brown

V: Violet

O: Orange

GR: Gray

NONE: Milk white

A-15 (2)

A-16 (2-GR)

A-17 (2-B)

A-18 (2-B)

A-19 (2-GR)

FOG LIGHT (RH)

HORN (LOW)

HEADLIGHT (RH)

WINDSHIELD WASHER MOTOR

DUAL PRESSURE SWITCH

Indicates the device to which the connector is connected.

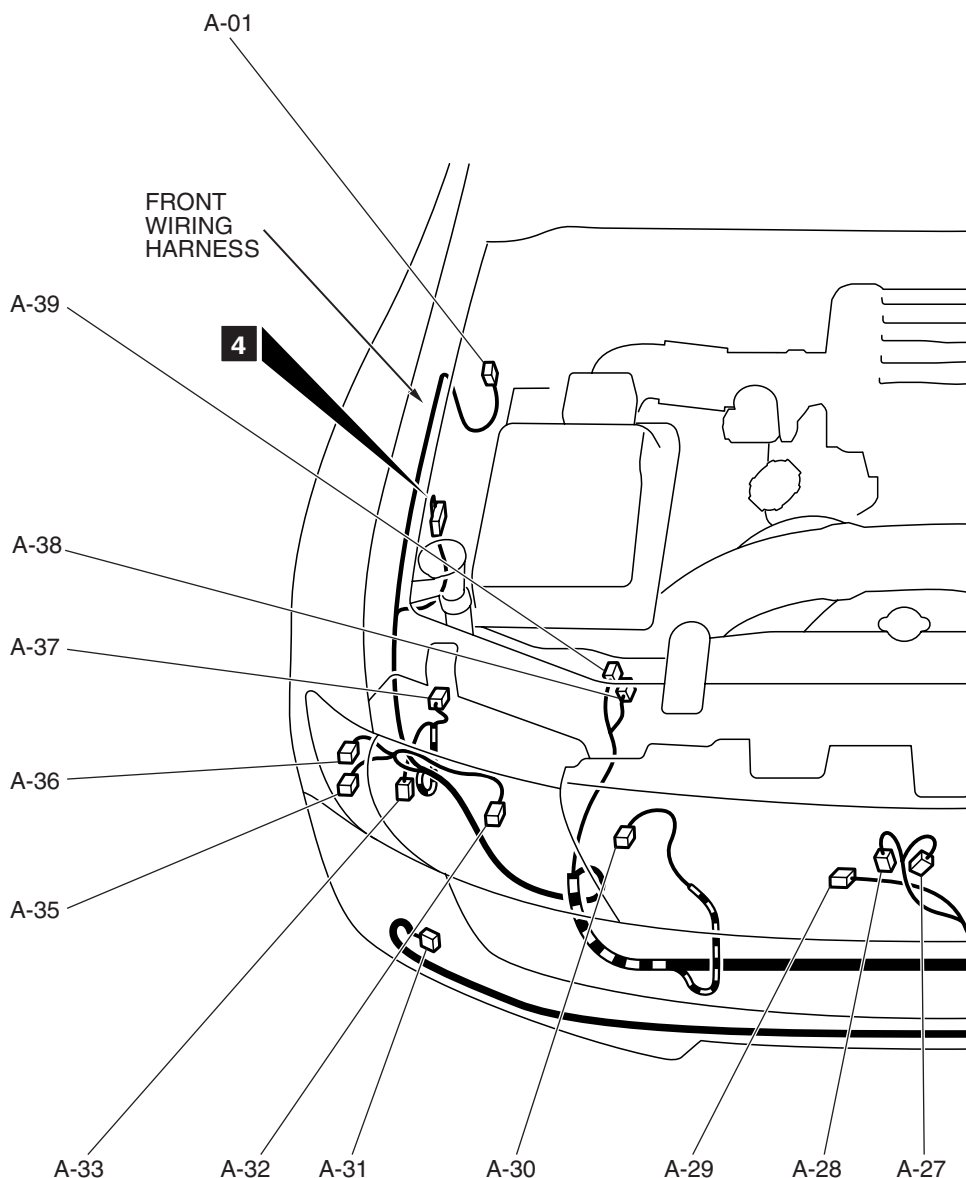
AC003056AK

ENGINE COMPARTMENT

M1801000300745

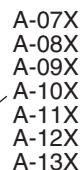
Connector
symbol**A**CONNECTOR COLOR
CODE

B: BLACK
 BR: BROWN
 G: GREEN
 GR: GRAY
 L: BLUE
 NONE: MILK WHITE
 O: ORANGE
 R: RED
 V: VIOLET
 Y: YELLOW



AC303476AB

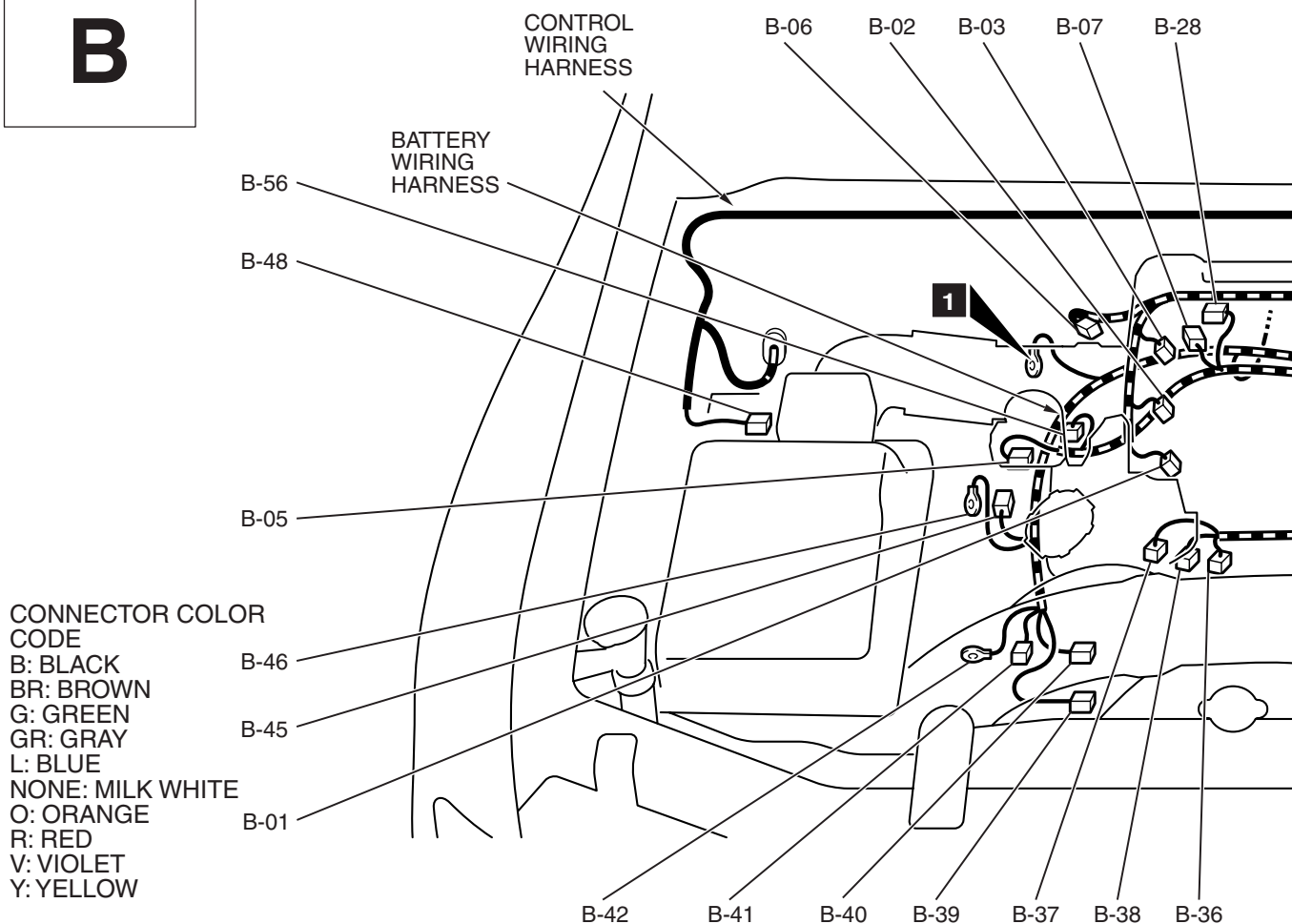
A-01	(2-B)	MOTOR ANTENNA	A-11X	(5)	THEFT-ALARM HORN RELAY
A-03	(12-B)	FRONT WIRING HARNESS AND CONTROL WIRING HARNESS COMBINATION	A-12X	(5)	A/C COMPRESSOR CLUTCH RELAY
A-04	(1-B)	THEFT-ALARM HORN	A-13X	(5)	FOG LIGHT RELAY
A-05	(8-B)	FRONT WIRING HARNESS AND CONTROL WIRING HARNESS COMBINATION	A-14	(2-B)	HOOD SWITCH <THEFT-ALARM SYSTEM>
A-07X	(11)	FRONT-ECU	A-15	(14)	JOINT CONNECTOR (2)
A-08X	(11)	FRONT-ECU	A-16	(6)	JOINT CONNECTOR (1)
A-09X	(5)	CONDENSER FAN CONTROL RELAY	A-17	(14-GR)	JOINT CONNECTOR (3)
A-10X	(5)	HORN RELAY	A-18	(2-GR)	POSITION LIGHT (LH)
			A-19	(2-B)	FRONT TURN-SIGNAL LIGHT (LH)
			A-20	(3-B)	HEADLIGHT (LH)



A-21	(2-B)	FOG LIGHT (LH)	A-30	(2-Y)	FRONT IMPACT SENSOR (RH)
A-22	(2-BR)	DUAL PRESSURE SWITCH	A-31	(2-B)	FOG LIGHT (RH)
A-23	(2-Y)	FRONT IMPACT SENSOR (LH)	A-32	(3-B)	HEADLIGHT (RH)
A-24	(2-B)	WHEEL SPEED SENSOR (FRONT: LH)	A-33	(2-B)	WINDSHIELD WASHER MOTOR
A-25	(4-B)	FRONT WIRING HARNESS AND FRONT FOG LIGHT WIRING HARNESS COMBINATION	A-35	(2-B)	FRONT TURN-SIGNAL LIGHT (RH)
A-26	(2-B)	CONDENSER FAN MOTOR	A-36	(2-GR)	POSITION LIGHT (RH)
A-27	(1-B)	HORN (HIGH)	A-37	(2-B)	WHEEL SPEED SENSOR (FRONT: RH)
A-28	(1-B)	HORN (LOW)	A-38	(2-B)	SOLENOID VALVE A <ACTIVE TRAC 4WD II SYSTEM>
A-29	(2-B)	AMBIENT AIR TEMPERATURE SENSOR	A-39	(2-BR)	SOLENOID VALVE B <ACTIVE TRAC 4WD II SYSTEM>

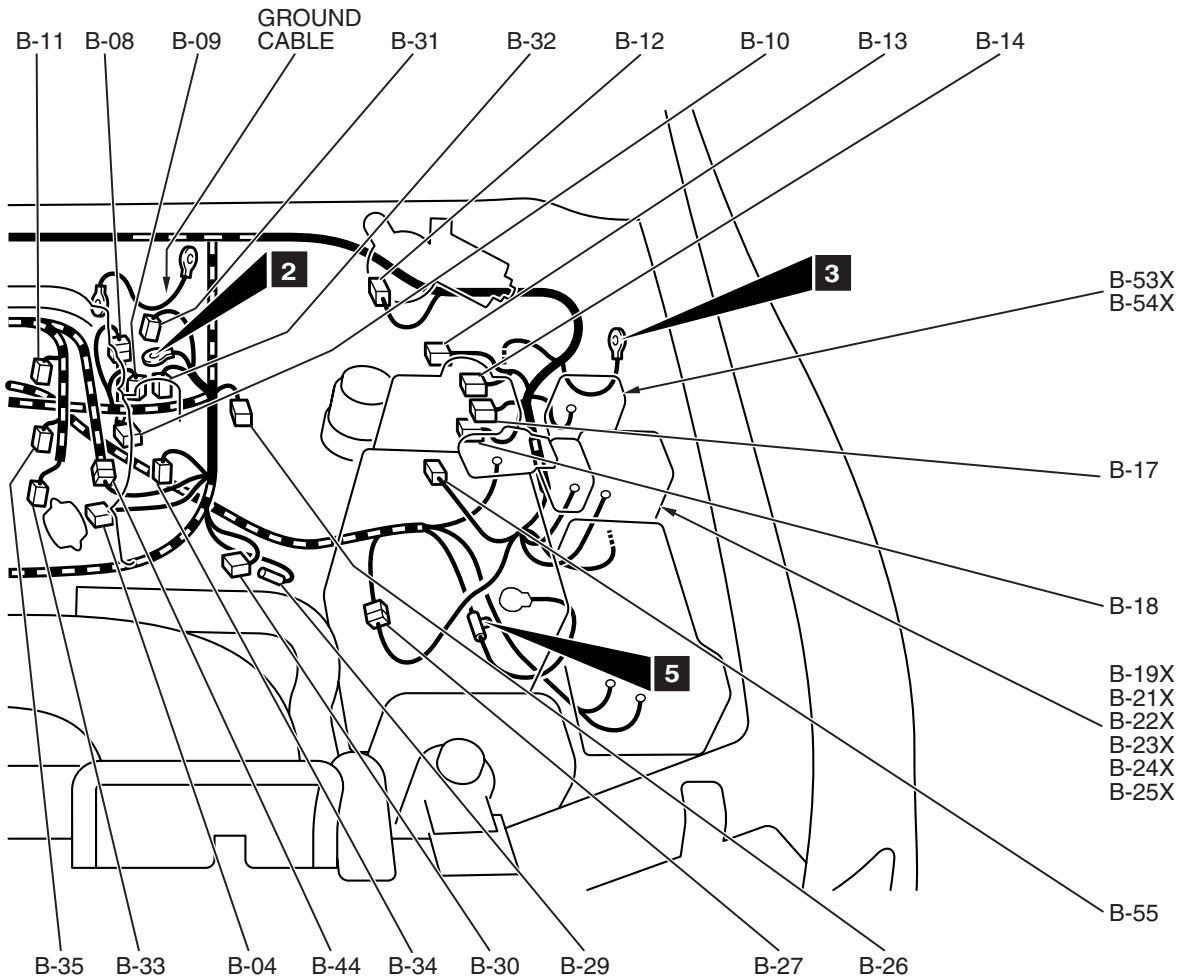
ENGINE

M1801002600151

Connector
symbol**B**

AC500129AB

B-01	(2-GR)	INJECTOR 1	B-14	(12-B)	HYDRAULIC BLAKE BOOSTER (HBB)
B-02	(2-GR)	INJECTOR 3	B-17	(8-GR)	HYDRAULIC BLAKE BOOSTER (HBB)
B-03	(2-GR)	INJECTOR 5	B-18	(5-B)	HYDRAULIC BLAKE BOOSTER (HBB)
B-04	(2-B)	INTAKE MANIFOLD TUNING SOLENOID	B-19X	(4)	FUEL PUMP RELAY (1)
B-05	(6-B)	THROTTLE POSITION SENSOR	B-21X	(5)	VALVE RELAY
B-06	(2-B)	EVAPORATIVE EMISSION PURGE SOLENOID VALVE	B-22X	(4)	MFI RELAY
B-07	(4-B)	RIGHT BANK HEATED OXYGEN SENSOR (FRONT)	B-23X	(4)	THROTTLE ACTUATOR CONTROL MOTOR RELAY
B-08	(3-GR)	CONTROL WIRING HARNESS AND CAMSHAFT POSITION SENSOR WIRING HARNESS COMBINATION	B-24X	(4)	FUEL PUMP RELAY (2)
B-09	(2-GR)	KNOCK SENSOR	B-25X	(3)	INSPECTION CONNECTOR (ENGINE SPEED DETECTION CONNECTOR)
B-10	(3-B)	CAMSHAFT POSITION SENSOR	B-26	(4-GR)	LEFT BANK HEATED OXYGEN SENSOR (FRONT)
B-11	(2-GR)	INJECTOR 6			
B-12	(5-B)	WINDSHIELD WIPER MOTOR			
B-13	(2-GR)	BRAKE FLUID LEVEL SWITCH			

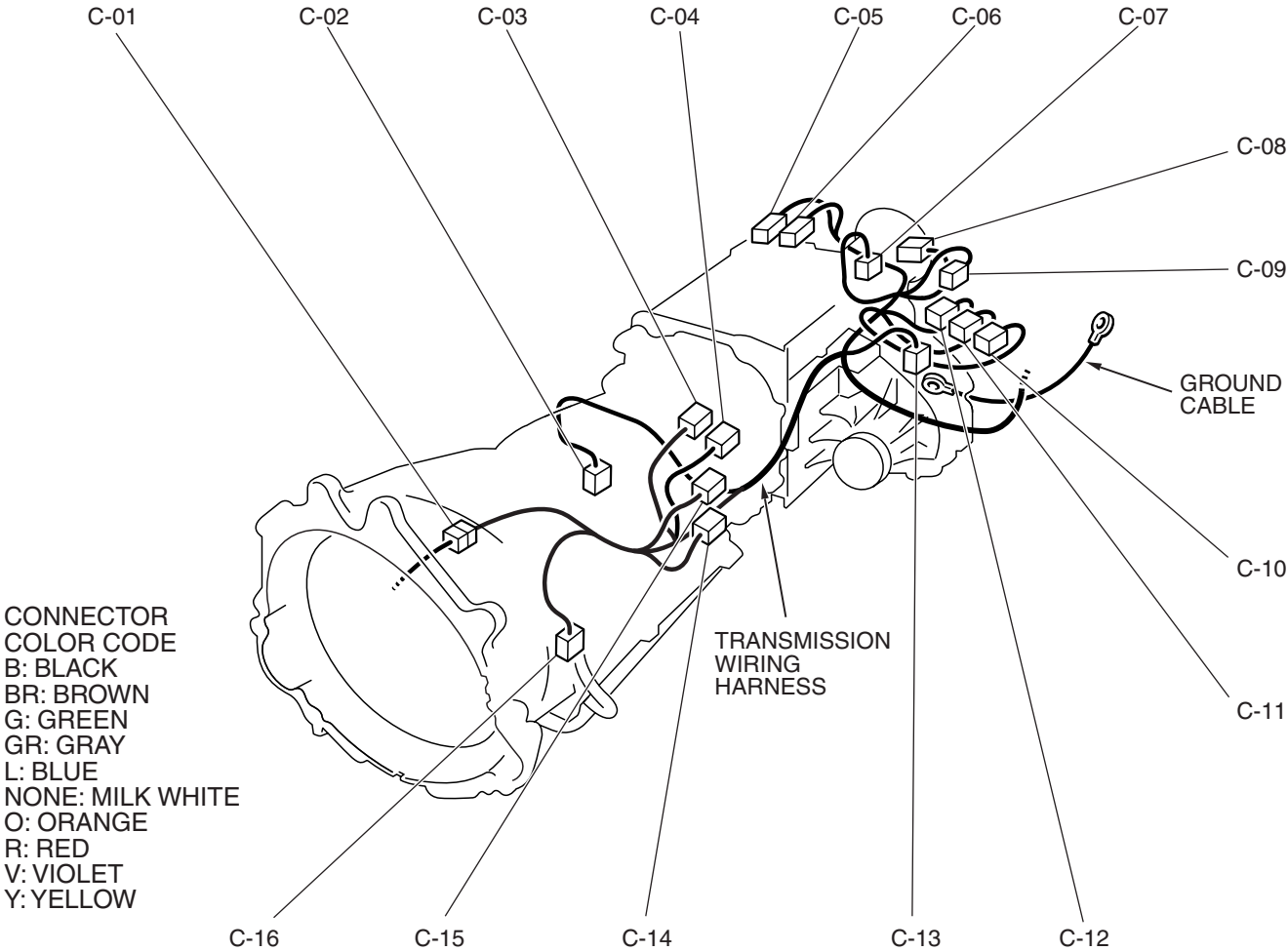
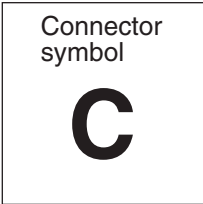


AC303479AC

B-27	(8-B)	CONTROL WIRING HARNESS AND BATTERY WIRING HARNESS COMBINATION	B-39	(2-GR)	FREE-WHEELING ENGAGE SWITCH
B-28	(3-B)	MANIFOLD ABSOLUTE PRESSURE SENSOR	B-40	(1-B)	ENGINE OIL PRESSURE SWITCH
B-29	(1-B)	POWER STEERING PRESSURE SWITCH	B-41	(4-GR)	GENERATOR
B-30	(3-B)	A/C COMPRESSOR	B-42	(1)	GENERATOR
B-31	(3-GR)	IGNITION COIL 3	B-44	(8-B)	CONTROL WIRING HARNESS AND INJECTOR WIRING HARNESS COMBINATION
B-32	(3-GR)	IGNITION COIL 1	B-45	(1-B)	STARTER
B-33	(2-GR)	INJECTOR 2	B-46	(1)	STARTER
B-34	(3-GR)	IGNITION COIL 2	B-48	(7-B)	VOLUME AIRFLOW SENSOR
B-35	(2-GR)	INJECTOR 4	B-53X	(5)	MOTOR RELAY A
B-36	(3-B)	CRANKSHAFT POSITION SENSOR	B-54X	(5)	MOTOR RELAY B
B-37	(2-B)	ENGINE COOLANT TEMPERATURE SENSOR	B-55	(3-GR)	PRESSURE SENSOR <M-ASTC>
B-38	(1-B)	ENGINE COOLANT TEMPERATURE GAUGE UNIT	B-56	(6-GR)	EGR VALVE

TRANSMISSION

M1801000500255



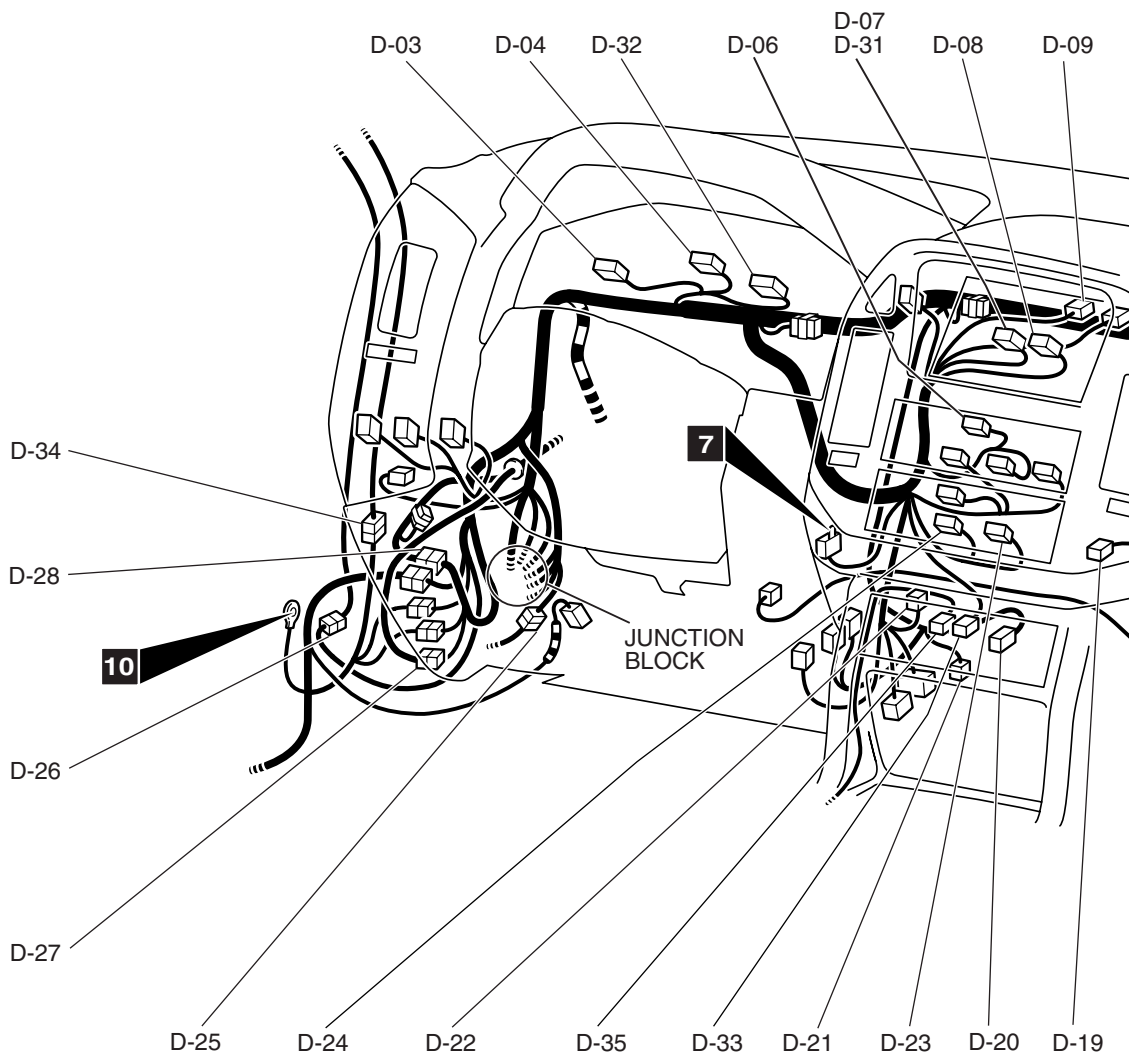
AC203983AD

C-01	(1-GR)	TRANSMISSION WIRING HARNESS AND BATTERY WIRING HARNESS COMBINATION	C-09	(2-GR)	SHIFT ACTUATOR
C-02	(3-GR)	OUTPUT SHAFT SPEED SENSOR	C-10	(1-B)	2WD/4WD DETECTION SWITCH
C-03	(10-B)	A/T CONTROL SOLENOID VALVE ASSEMBLY	C-11	(1-W)	4H DETECTION SWITCH
C-04	(10-B)	TRANSMISSION RANGE SWITCH	C-12	(1-BR)	CENTER DIFFERENTIAL LOCK DETECTION SWITCH
C-05	(1-BR)	4LLC DETECTION SWITCH	C-13	(3-B)	FRONT PROPELLER SHAFT SPEED SENSOR
C-06	(1-B)	2WD DETECTION SWITCH	C-14	(4-GR)	RIGHT BANK HEATED OXYGEN SENSOR (REAR)
C-07	(3-GR)	REAR PROPELLER SHAFT SPEED SENSOR	C-15	(4-B)	LEFT BANK HEATED OXYGEN SENSOR (REAR)
C-08	(3-B)	VEHICLE SPEED SENSOR	C-16	(3-B)	INPUT SHAFT SPEED SENSOR

NOTES

DASH PANEL

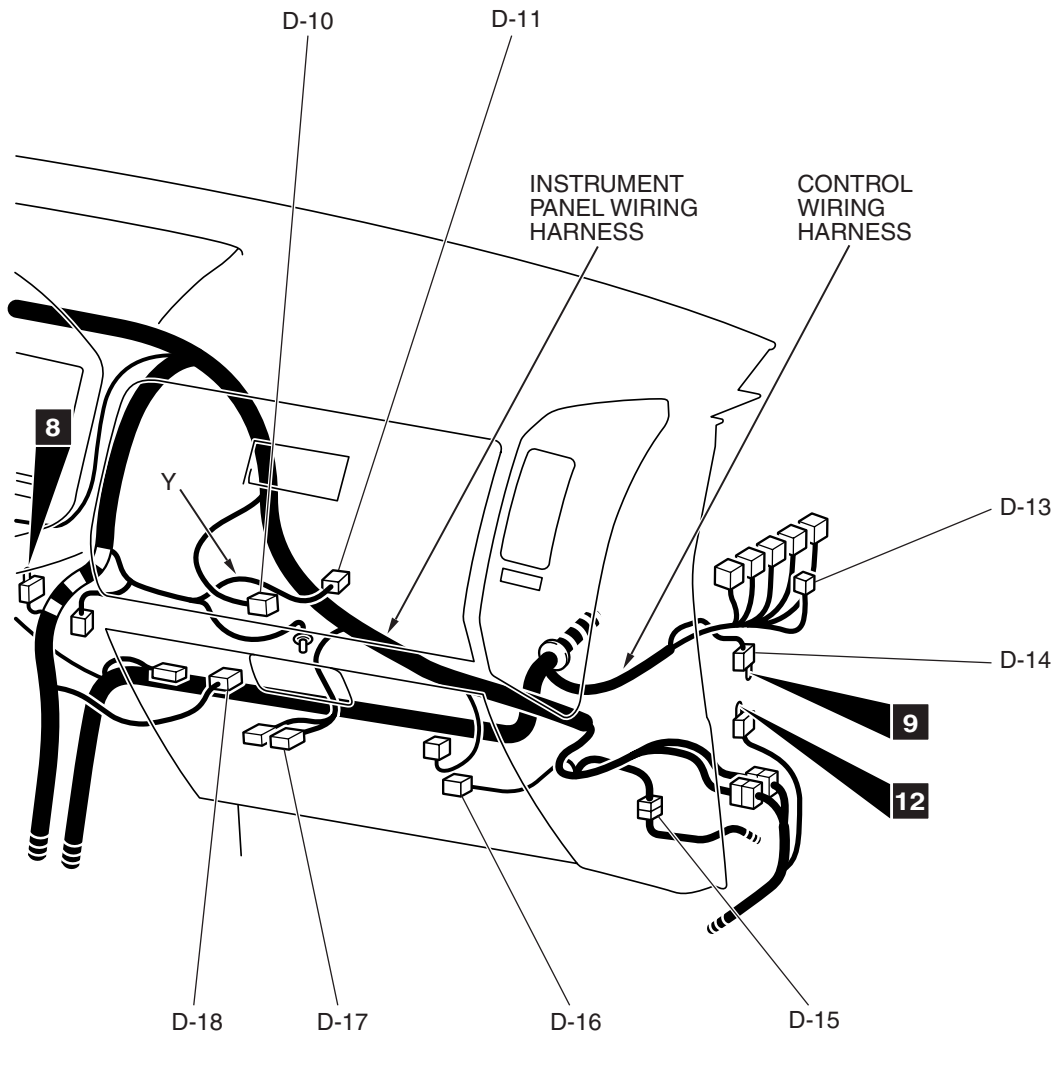
M1801000601567

Connector
symbol**D** -03
thru
-35

AC500131AB

D-03	(17-GR)	COMBINATION METER
D-04	(17-GR)	COMBINATION METER
D-06	(14)	RADIO AND CD PLAYER
D-07	(16-B)	RV METER
D-08	(20-B)	RV METER
D-09	(2)	PHOTO SENSOR <AUTOMATIC A/C>
D-10	(3)	OUTSIDE/INSIDE AIR SELECTION DAMPER CONTROL MOTOR
D-11	(2-R)	AIR BAG MODULE (SQUIB) (PASSENGER'S SIDE)
D-13	(4)	A/T CONTROL RELAY
D-14	(10)	GROUND JOINT CONNECTOR

D-15	(32)	INSTRUMENT PANEL WIRING HARNESS AND FRONT DOOR WIRING HARNESS (PASSENGER'S SIDE) COMBINATION
D-16	(14)	MOTOR ANTENNA-ECU
D-17	(4)	HEATER BLOWER CONTROLLER UNIT <AUTOMATIC A/C>
D-18	(1)	GLOVE BOX LIGHT SWITCH
D-19	(2)	HEATER WATER TEMPERATURE SENSOR <AUTOMATIC A/C>
D-20	(7-GR)	AIR MIXING DAMPER CONTROL MOTOR AND POTENTIOMETER <AUTOMATIC A/C>



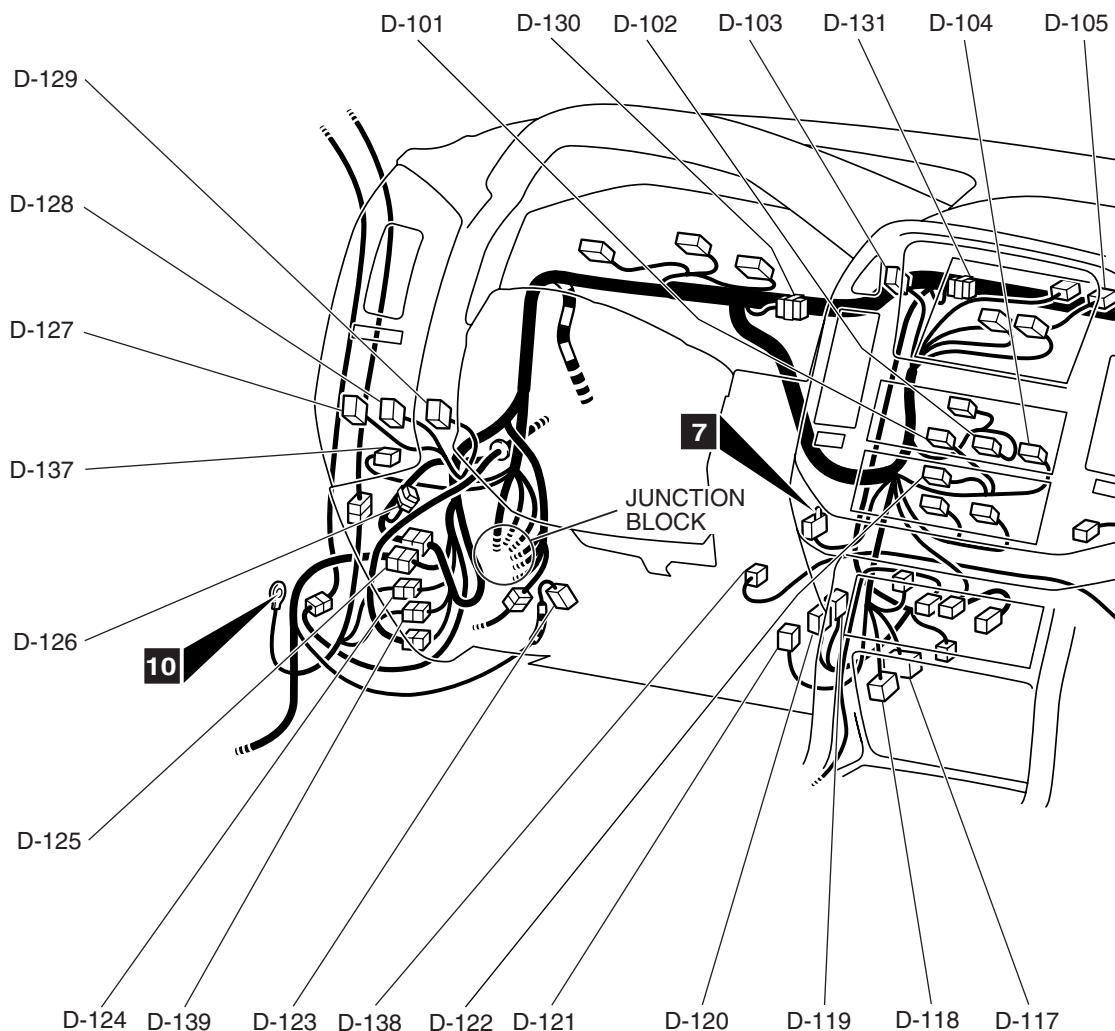
AC500132AB

D-21	(2)	A/C SENSOR <AUTOMATIC A/C>	D-27	(10)	INSTRUMENT PANEL WIRING HARNESS AND FRONT WIRING HARNESS COMBINATION
D-22	(7-GR)	MODE SELECTION DAMPER CONTROL MOTOR AND POTENTIOMETER <AUTOMATIC A/C>	D-28	(38)	INSTRUMENT PANEL WIRING HARNESS AND FRONT WIRING HARNESS COMBINATION
D-23	(20-B)	A/C-ECU	D-31	(4)	CLOCK
D-24	(16-B)	A/C-ECU	D-32	(25-GR)	COMBINATION METER
D-25	(32)	INSTRUMENT PANEL WIRING HARNESS AND FRONT DOOR WIRING HARNESS (DRIVER'S SIDE) COMBINATION	D-33	(14)	DVD PLAYER
D-26	(13)	INSTRUMENT PANEL WIRING HARNESS AND ROOF WIRING HARNESS COMBINATION	D-34	(14)	INSTRUMENT PANEL WIRING HARNESS AND REAR DISPLAY WIRING HARNESS COMBINATION
			D-35	(6)	DVD PLAYER

DASH PANEL (CONTINUED)

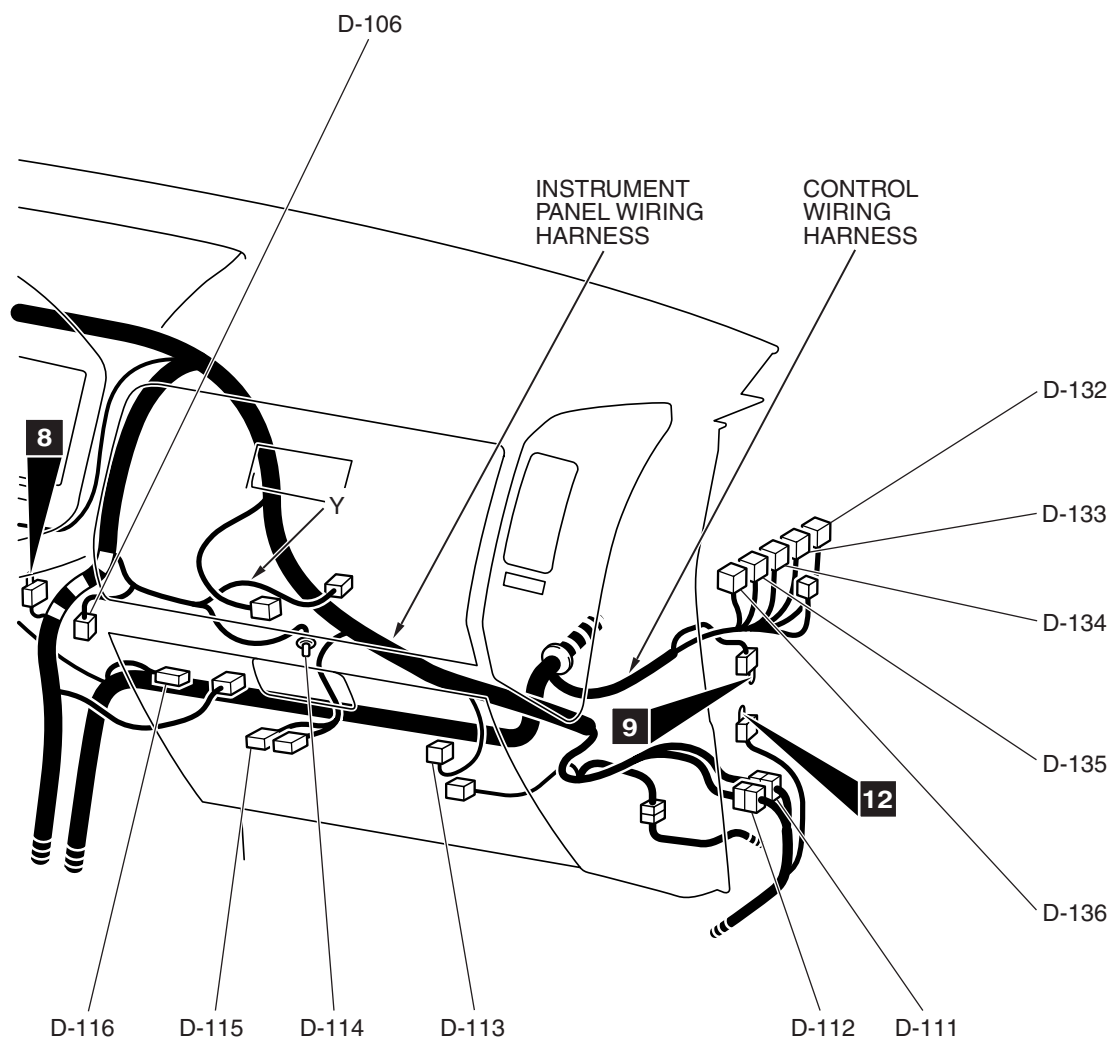
Connector
symbol**D** -101
thru
-139

CONNECTOR
COLOR CODE
B: BLACK
BR: BROWN
G: GREEN
GR: GRAY
L: BLUE
NONE: MILK WHITE
O: ORANGE
R: RED
V: VIOLET
Y: YELLOW



AC500131AC

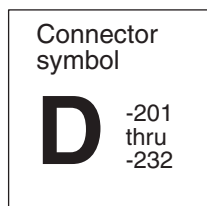
D-101 (6)	BLOWER SWITCH	D-114 (2)	GLOVE BOX LIGHT
D-102 (2)	HEATER CONTROL PANEL ILLUMINATION LIGHT	D-115 (4)	BLOWER RESISTOR
D-103 (4)	HAZARD WARNING LIGHT SWITCH	D-116 (33)	JOINT CONNECTOR (4)
D-104 (3)	DEFROSTER SWITCH	D-117 (13)	DATA LINK CONNECTOR
D-105 (2-B)	THEFT-ALARM INDICATOR LIGHT	D-118 (16-B)	DATA LINK CONNECTOR
D-106 (2)	A/C SENSOR <MANUAL A/C>	D-119 (20-B)	AUTOMATIC COMPRESSOR CONTROLLER <MANUAL A/C>
D-111 (43)	INSTRUMENT PANEL WIRING HARNESS AND FLOOR WIRING	D-120 (8-B)	AUTOMATIC COMPRESSOR CONTROLLER <MANUAL A/C>
D-112 (38)	INSTRUMENT PANEL WIRING HARNESS AND FLOOR WIRING	D-121 (12)	IMMOBILIZER-ECU
D-113 (2)	INSTRUMENT PANEL WIRING HARNESS (RH) COMBINATION BLOWER MOTOR	D-122 (12)	A/C SWITCH



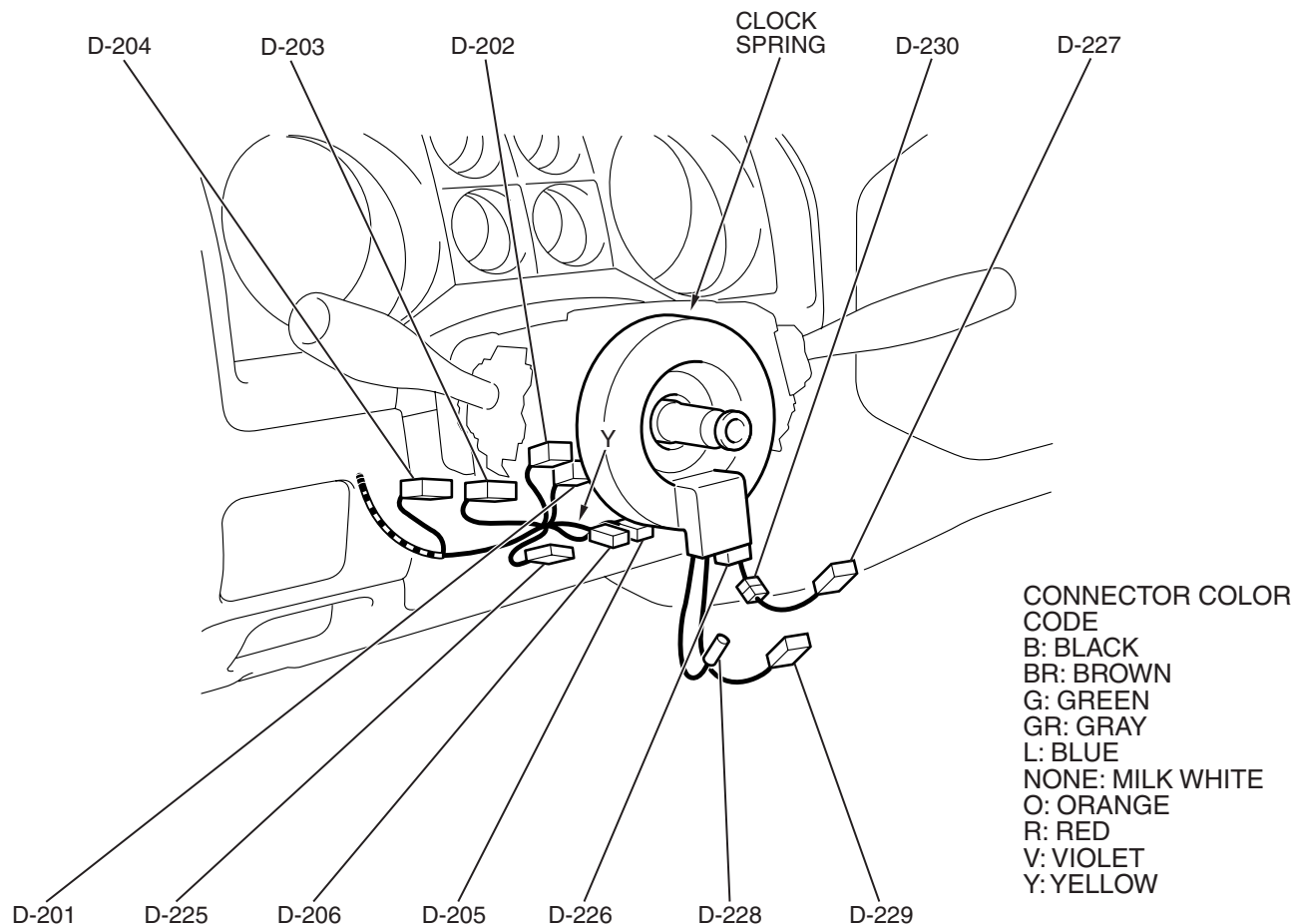
AC500132AC

D-123 (4)	STOPLIGHT SWITCH	D-130 (2)	RESISTOR
D-124 (9)	INSTRUMENT PANEL WIRING HARNESS AND FLOOR WIRING HARNESS (LH) COMBINATION	D-131 (12)	JOINT CONNECTOR (5)
D-125 (43)	INSTRUMENT PANEL WIRING HARNESS AND FLOOR WIRING HARNESS (LH) COMBINATION	D-132 (27-GR)	POWERTRAIN CONTROL MODULE
D-126 (2-B)	DIODE (FOR ACTIVE TRAC 4WD II SYSTEM CIRCUIT)	D-133 (28-GR)	POWERTRAIN CONTROL MODULE
D-127 (6)	FOG LIGHT SWITCH	D-134 (29-GR)	POWERTRAIN CONTROL MODULE
D-128 (11)	REMOTE CONTROLLED MIRROR SWITCH	D-135 (30-GR)	POWERTRAIN CONTROL MODULE
D-129 (6-L)	RHEOSTAT	D-136 (26-GR)	POWERTRAIN CONTROL MODULE
		D-137 (12-B)	SIDE STEP LIGHT-ECU
		D-138 (8-GR)	ACCELERATOR PEDAL POSITION SENSOR
		D-139 (10)	INSTRUMENT PANEL WIRING HARNESS AND FLOOR WIRING HARNESS (LH) COMBINATION

DASH PANEL (CONTINUED)



STEERING COLUMN

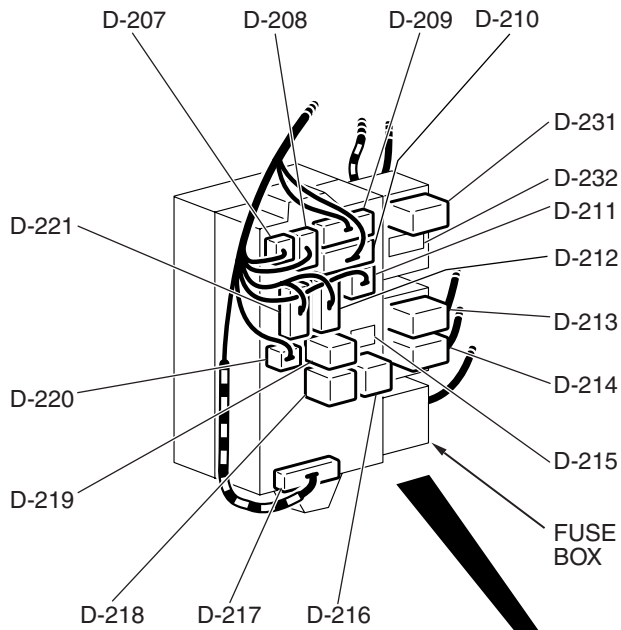


AC303482AB

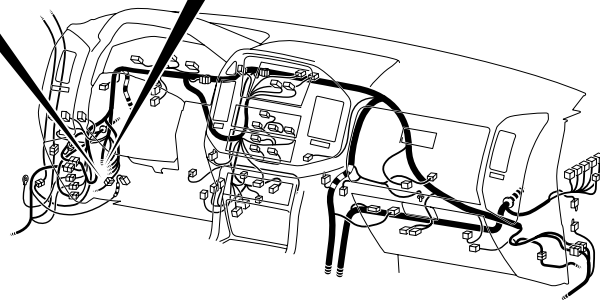
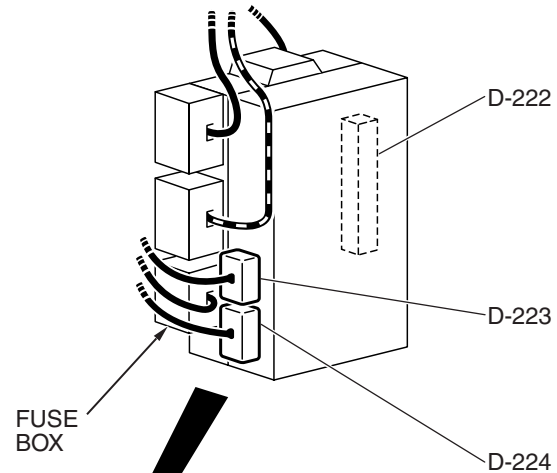
D-201 (2)	IGNITION KEY RING ANTENNA	D-210 (13)	INSTRUMENT PANEL WIRING HARNESS AND JUNCTION BLOCK COMBINATION
D-202 (7)	KEY REMINDER SWITCH	D-211 (1-B)	INSTRUMENT PANEL WIRING HARNESS AND JUNCTION BLOCK COMBINATION
D-203 (10)	COLUMN SWITCH	D-212 (11)	INSTRUMENT PANEL WIRING HARNESS AND JUNCTION BLOCK COMBINATION
D-204 (6)	IGNITION SWITCH	D-213 (5)	REAR BLOWER RELAY
D-205 (6-B)	CLOCK SPRING	D-214 (5)	ACCESSORY SOCKET RELAY
D-206 (4-Y)	CLOCK SPRING	D-215 (4)	NO CONNECTION
D-207 (4)	INSTRUMENT PANEL WIRING HARNESS AND JUNCTION BLOCK COMBINATION	D-216 (5)	DEFOGGER RELAY
D-208 (6)	INSTRUMENT PANEL WIRING HARNESS AND JUNCTION BLOCK COMBINATION		
D-209 (13)	INSTRUMENT PANEL WIRING HARNESS AND JUNCTION BLOCK COMBINATION		

JUNCTION BLOCK

(FRONT VIEW)



(REAR VIEW)



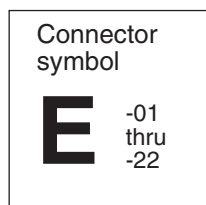
AC303483AB

D-217 (15)	INSTRUMENT PANEL WIRING HARNESS AND JUNCTION BLOCK COMBINATION
D-218 (5)	FRONT BLOWER RELAY
D-219 (5)	POWER WINDOW RELAY
D-220 (10)	INSTRUMENT PANEL WIRING HARNESS AND JUNCTION BLOCK COMBINATION
D-221 (8)	INSTRUMENT PANEL WIRING HARNESS AND JUNCTION BLOCK COMBINATION
D-222 (20)	ETACS-ECU
D-223 (16-B)	ETACS-ECU
D-224 (20-B)	ETACS-ECU

D-225 (5)	STEERING WHEEL SENSOR
D-226 (5)	CLOCK SPRING AND CLOCK SPRING WIRING HARNESS COMBINATION
D-227 (3-Y)	AUTO-CRUISE CONTROL SWITCH
D-228 (1)	HORN SWITCH
D-229 (2)	AIR BAG MODULE (SQUIB) (DRIVER'S SIDE)
D-230 (3-B)	AUTO-CRUISE CONTROL SWITCH SUB WIRING HARNESS AND CLOCK SPRING WIRING HARNESS COMBINATION
D-231 (5)	HEATED SEAT RELAY
D-232 (5)	NO CONNECTION

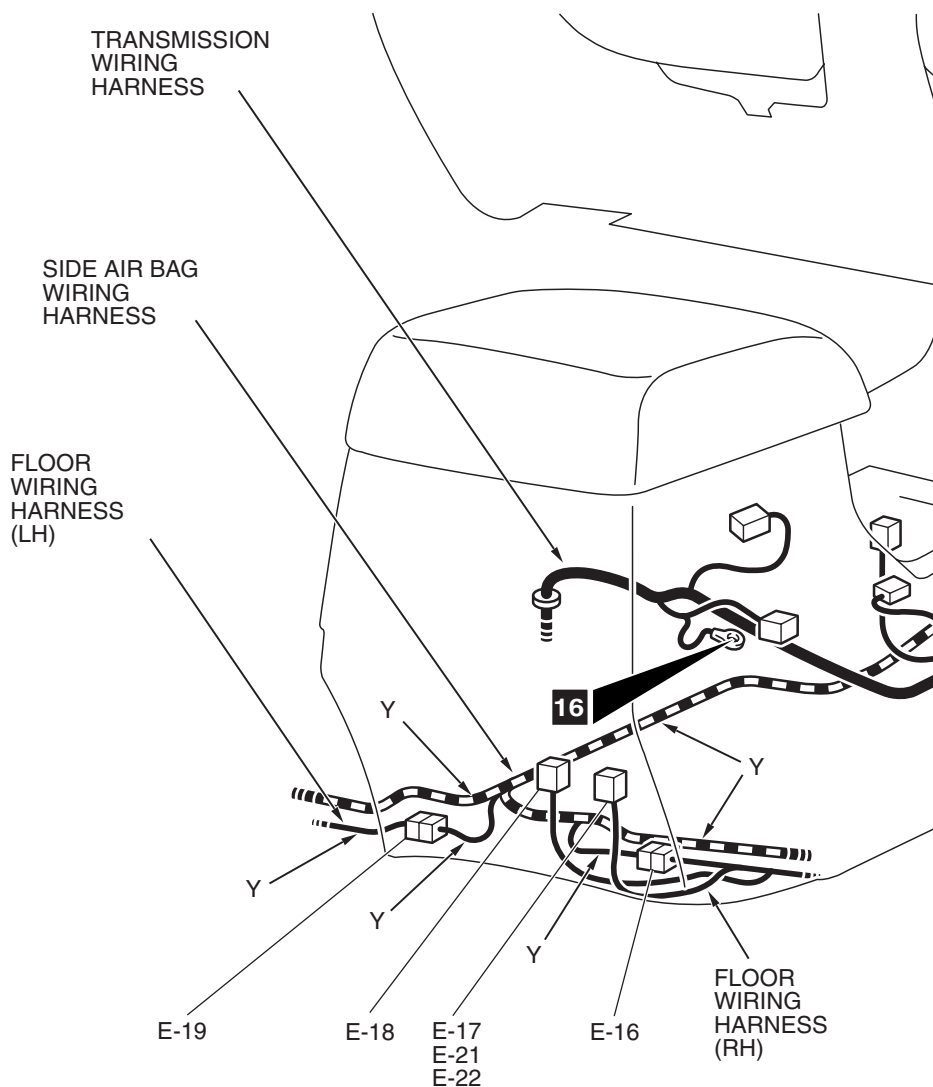
FLOOR CONSOLE

M1801002700147



CONNECTOR COLOR CODE

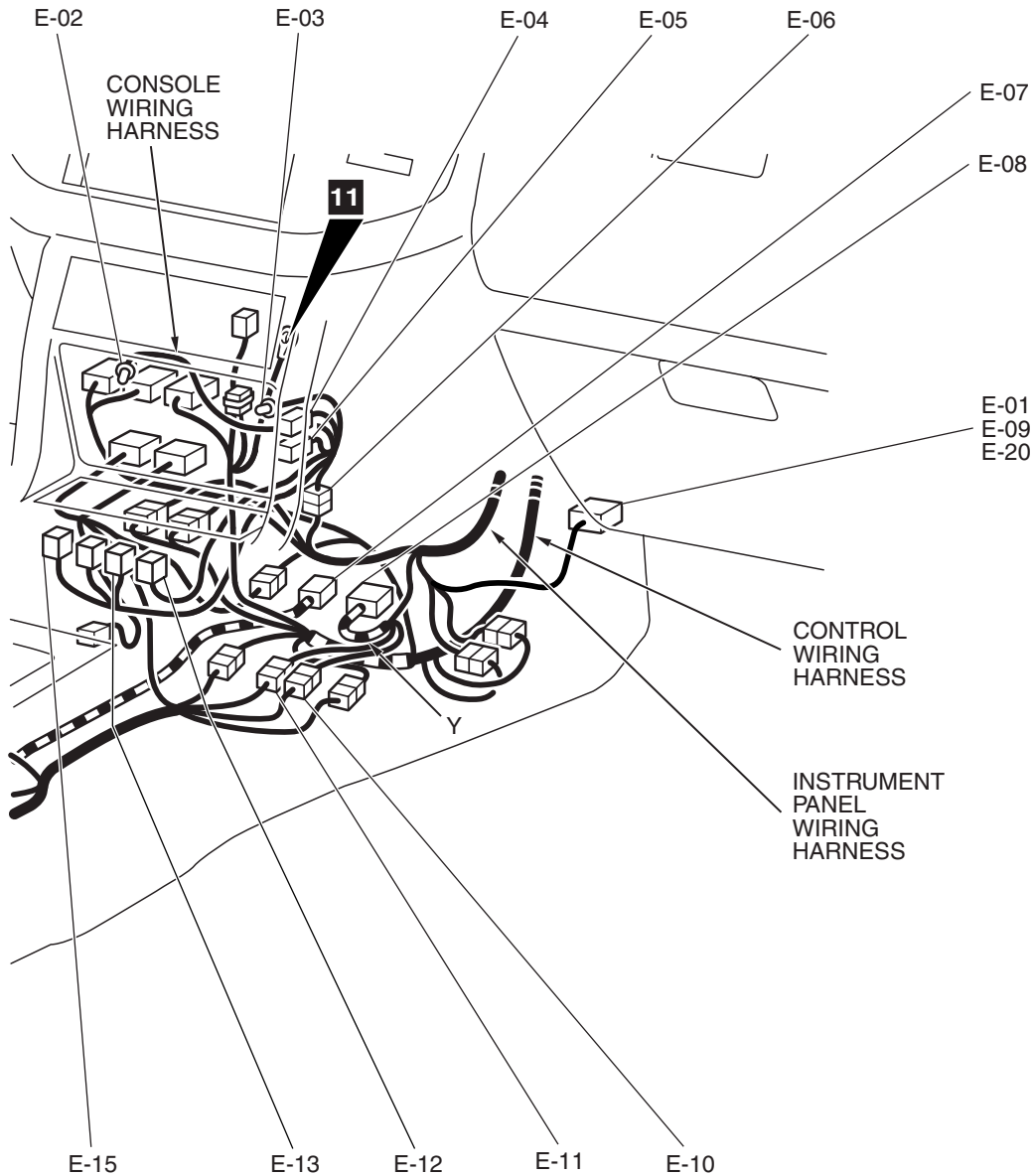
B: BLACK
BR: BROWN
G: GREEN
GR: GRAY
L: BLUE
NONE: MILK WHITE
O: ORANGE
R: RED
V: VIOLET
Y: YELLOW



AC303486AB

E-01	(14)	REAR HEATER CONTROL UNIT
E-02	(2)	ASHTRAY ILLUMINATION LIGHT
E-03	(2)	CIGARETTE LIGHTER ILLUMINATION LIGHT
E-04	(1)	CIGARETTE LIGHTER
E-05	(1-B)	CIGARETTE LIGHTER
E-06	(22)	INSTRUMENT PANEL WIRING HARNESS AND CONSOLE WIRING HARNESS COMBINATION
E-07	(22-Y)	SRS-ECU

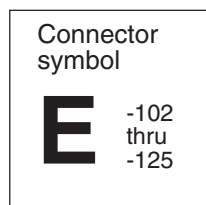
E-08	(20-Y)	SRS-ECU
E-09	(14)	REAR COOLER CONTROL UNIT
E-10	(1)	INSTRUMENT PANEL WIRING HARNESS AND TRANSMISSION WIRING HARNESS COMBINATION
E-11	(16)	INSTRUMENT PANEL WIRING HARNESS AND TRANSMISSION WIRING HARNESS COMBINATION



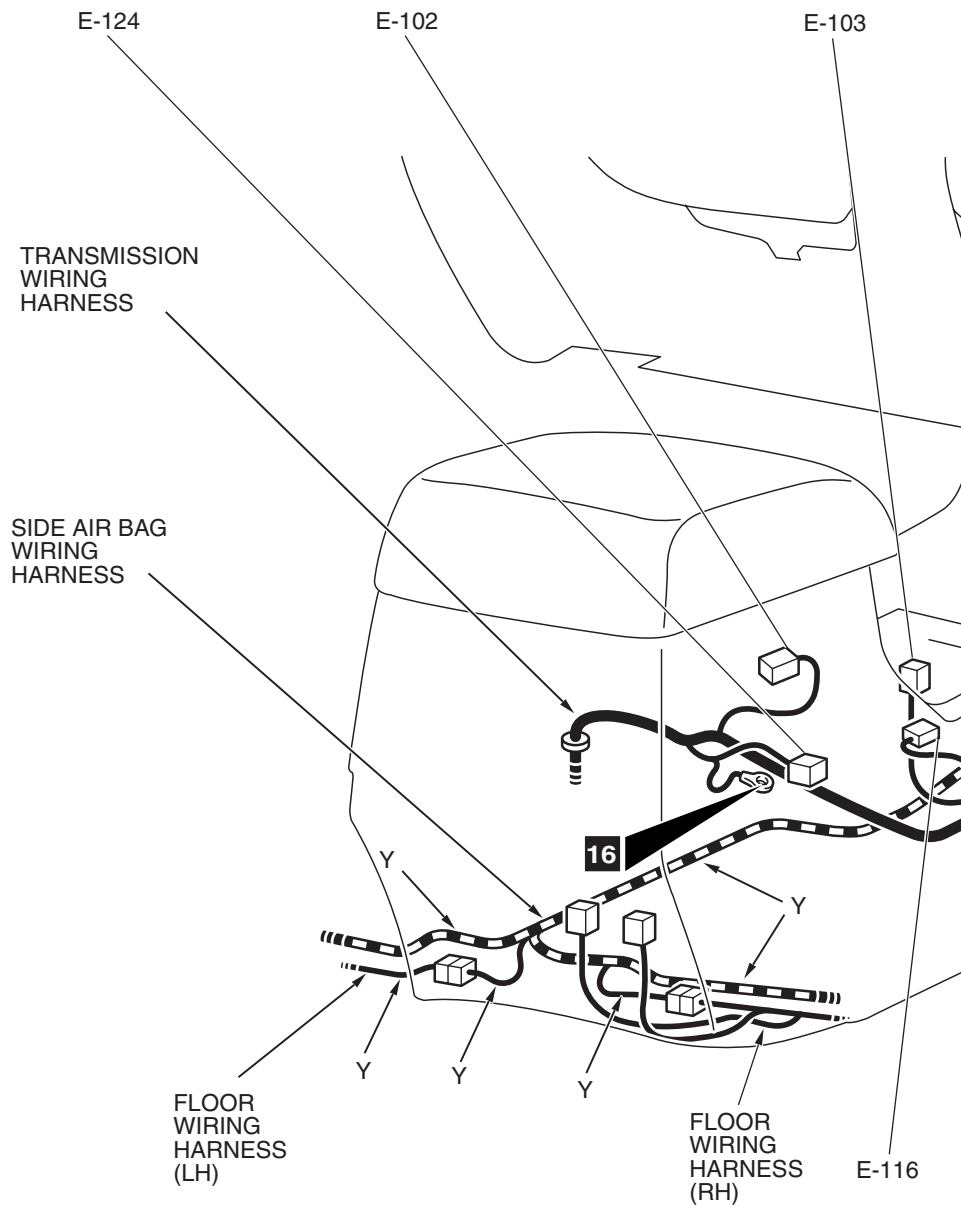
AC500134AB

E-12	(6)	REAR FAN CONTROL SWITCH (FRONT)	E-18	(2)	ACCESSORY SOCKET
E-13	(8)	NO CONNECTION	E-19	(4)	FLOOR WIRING HARNESS (LH) AND SIDE AIR BAG WIRING HARNESS COMBINATION
E-15	(9)	HEATED SEAT SWITCH	E-20	(14)	REAR A/C CONTROL UNIT
E-16	(5)	FLOOR WIRING HARNESS (RH) AND SIDE AIR BAG WIRING HARNESS COMBINATION	E-21	(14)	REAR HEATER SWITCH
E-17	(14)	REAR COOLER SWITCH	E-22	(14)	REAR A/C SWITCH

FLOOR CONSOLE (CONTINUED)



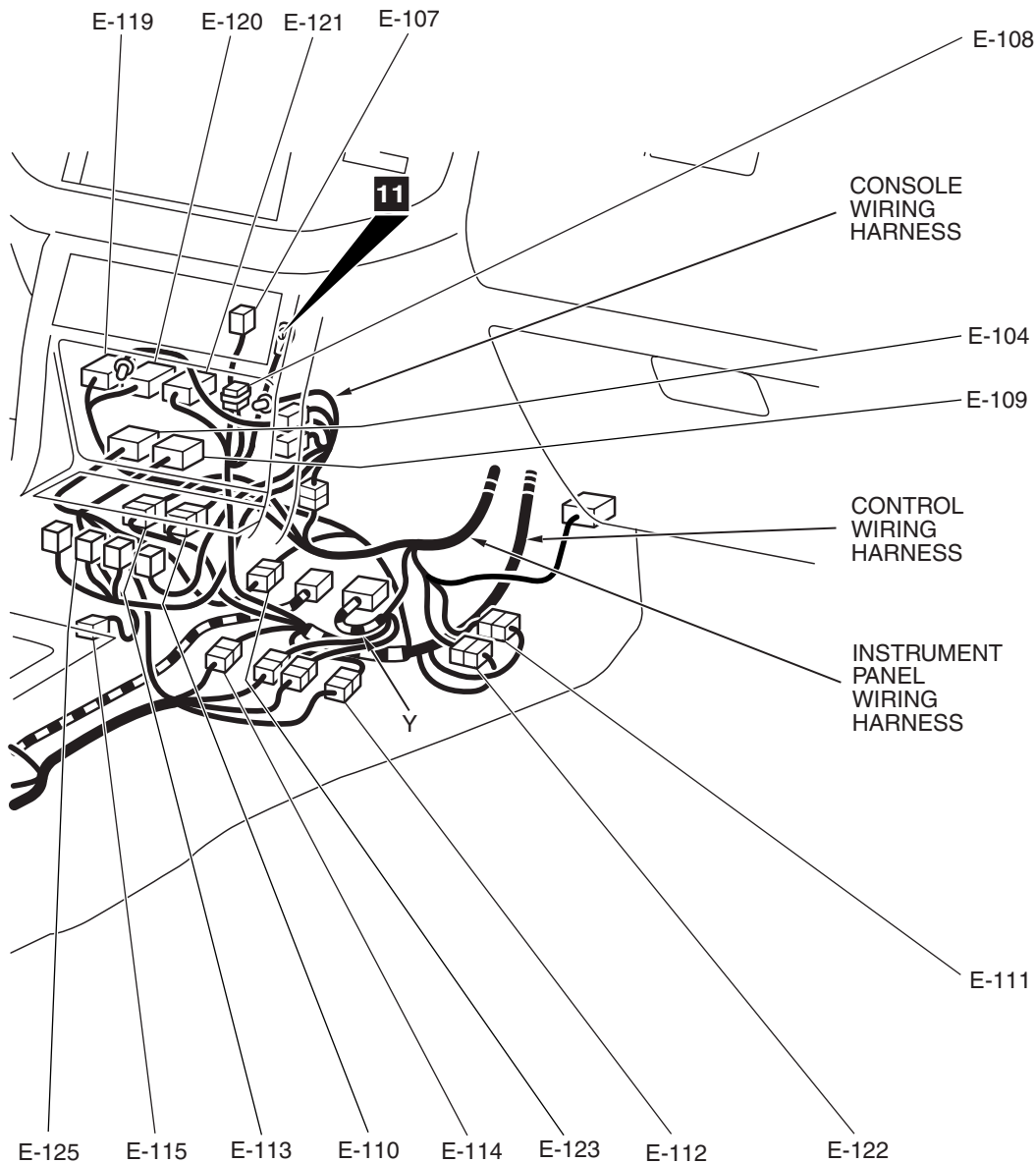
CONNECTOR COLOR CODE
 B: BLACK
 BR: BROWN
 G: GREEN
 GR: GRAY
 L: BLUE
 NONE: MILK WHITE
 O: ORANGE
 R: RED
 V: VIOLET
 Y: YELLOW



AC303486AE

E-102 (1-B)	PARKING BRAKE SWITCH
E-103 (4)	A/T SHIFT ILLUMINATION LIGHT
E-104 (22)	TRANSFER-ECU
E-107 (2)	TONE ALARM
E-108 (2-B)	DIODE (FOR HBB, EBD, ABS AND M-ASTC CIRCUIT)
E-109 (26)	TRANSFER-ECU
E-110 (14)	INSTRUMENT PANEL WIRING HARNESS AND CONTROL WIRING HARNESS COMBINATION

E-111 (38)	INSTRUMENT PANEL WIRING HARNESS AND CONTROL WIRING HARNESS COMBINATION
E-112 (6)	CONTROL WIRING HARNESS AND TRANSMISSION WIRING HARNESS COMBINATION

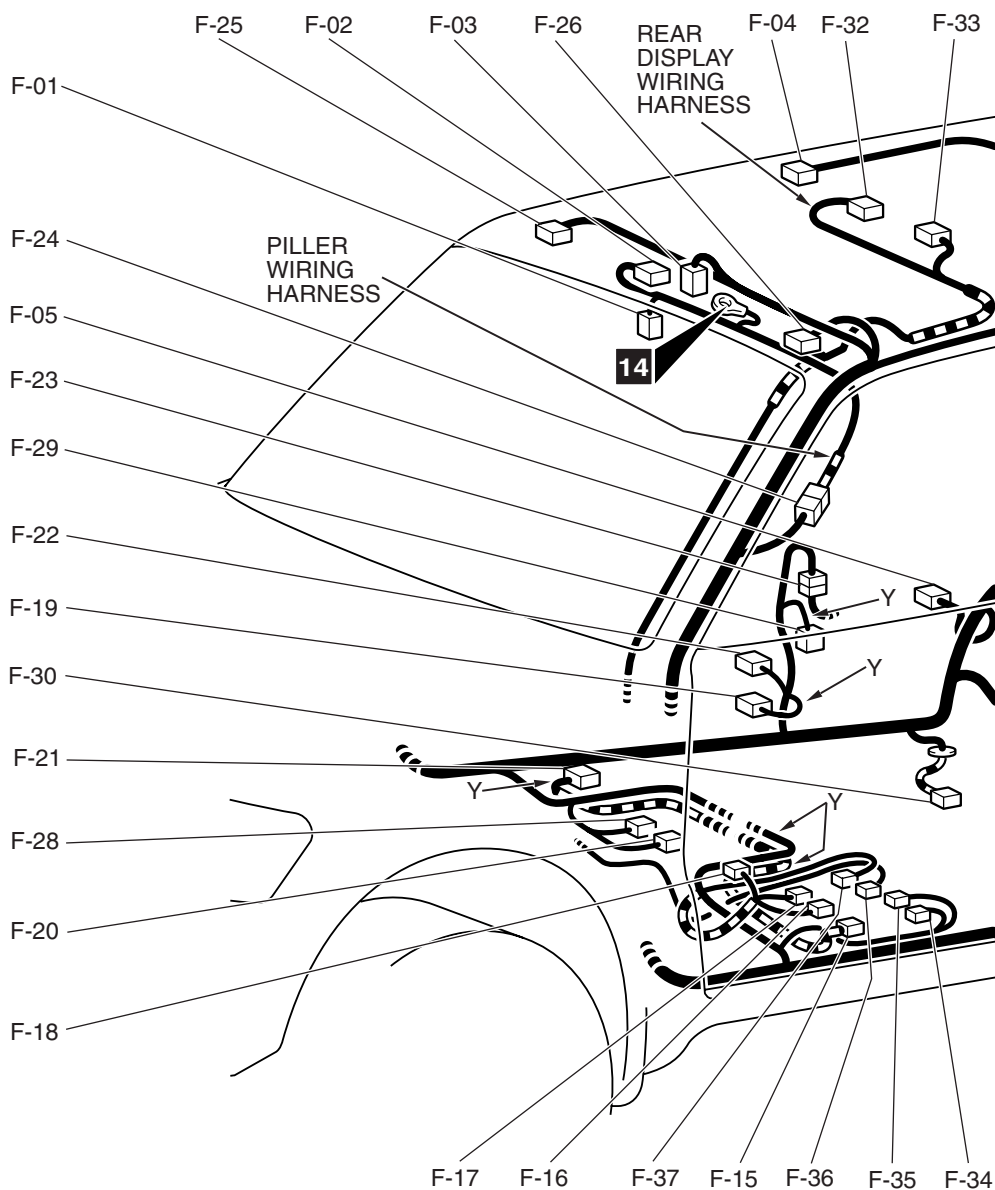


AC500134AC

E-113 (14)	INSTRUMENT PANEL WIRING HARNESS AND CONTROL WIRING HARNESS COMBINATION	E-121 (17)	M-ASTC-ECU
E-114 (38)	CONTROL WIRING HARNESS AND TRANSMISSION WIRING HARNESS COMBINATION	E-122 (22-L)	INSTRUMENT PANEL WIRING HARNESS AND CONTROL WIRING HARNESS COMBINATION
E-115 (8)	SHIFT SWITCH ASSEMBLY	E-123 (19-GR)	CONTROL WIRING HARNESS AND TRANSMISSION WIRING HARNESS COMBINATION
E-116 (6)	TRANSFER SHIFT LEVER SWITCH	E-124 (4-GR)	G AND YAW RATE SENSOR <HBB, EBD, ABS AND M-ASTC>
E-119 (31)	M-ASTC-ECU	E-125 (6)	ACTIVE SKID CONTROL SWITCH
E-120 (24)	M-ASTC-ECU		

FRONT FLOOR AND ROOF

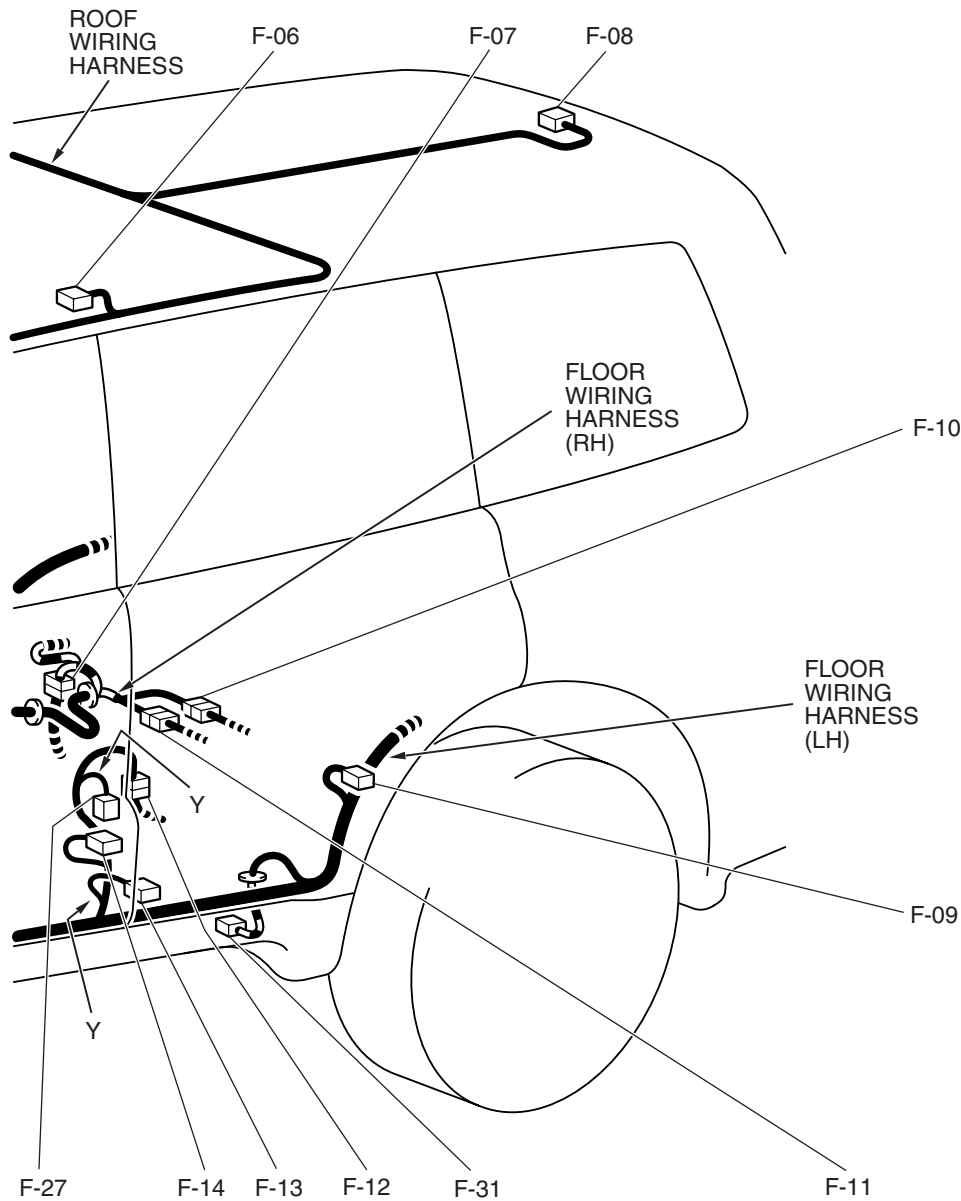
M1801002800122

Connector
symbol**F**

AC303489AD

F-01	(6-B)	SUNROOF SWITCH
F-02	(10)	SUNROOF MOTOR ASSEMBLY
F-03	(2)	DOVE LIGHT
F-04	(3)	REAR PERSONAL LIGHT (RH)
F-05	(3)	REAR DOOR SWITCH (RH)
F-06	(3)	REAR PERSONAL LIGHT (LH)
F-07	(8-B)	FLOOR WIRING HARNESS (RH) AND FUEL WIRING HARNESS COMBINATION
F-08	(2-GR)	CARGO SPACE LIGHT
F-09	(3)	REAR DOOR SWITCH (LH)
F-10	(6-GR)	FLOOR WIRING HARNESS (RH) AND FRAME WIRING HARNESS COMBINATION

F-11	(8-B)	FLOOR WIRING HARNESS (RH) AND FRAME WIRING HARNESS COMBINATION
F-12	(14)	FLOOR WIRING HARNESS (LH) AND REAR DOOR WIRING HARNESS (LH) COMBINATION
F-13	(2-Y)	SIDE IMPACT SENSOR (LH)
F-14	(3)	FRONT DOOR SWITCH (LH)
F-15	(2-R)	SIDE AIR BAG MODULE (SQUIB) (LH)
F-16	(3)	HEATED SEAT ASSEMBLY (LH)
F-17	(3)	POWER SEAT ASSEMBLY (DRIVER'S SIDE)



CONNECTOR COLOR
CODE
B: BLACK
BR: BROWN
G: GREEN
GR: GRAY
L: BLUE
NONE: MILK WHITE
O: ORANGE
R: RED
V: VIOLET
Y: YELLOW

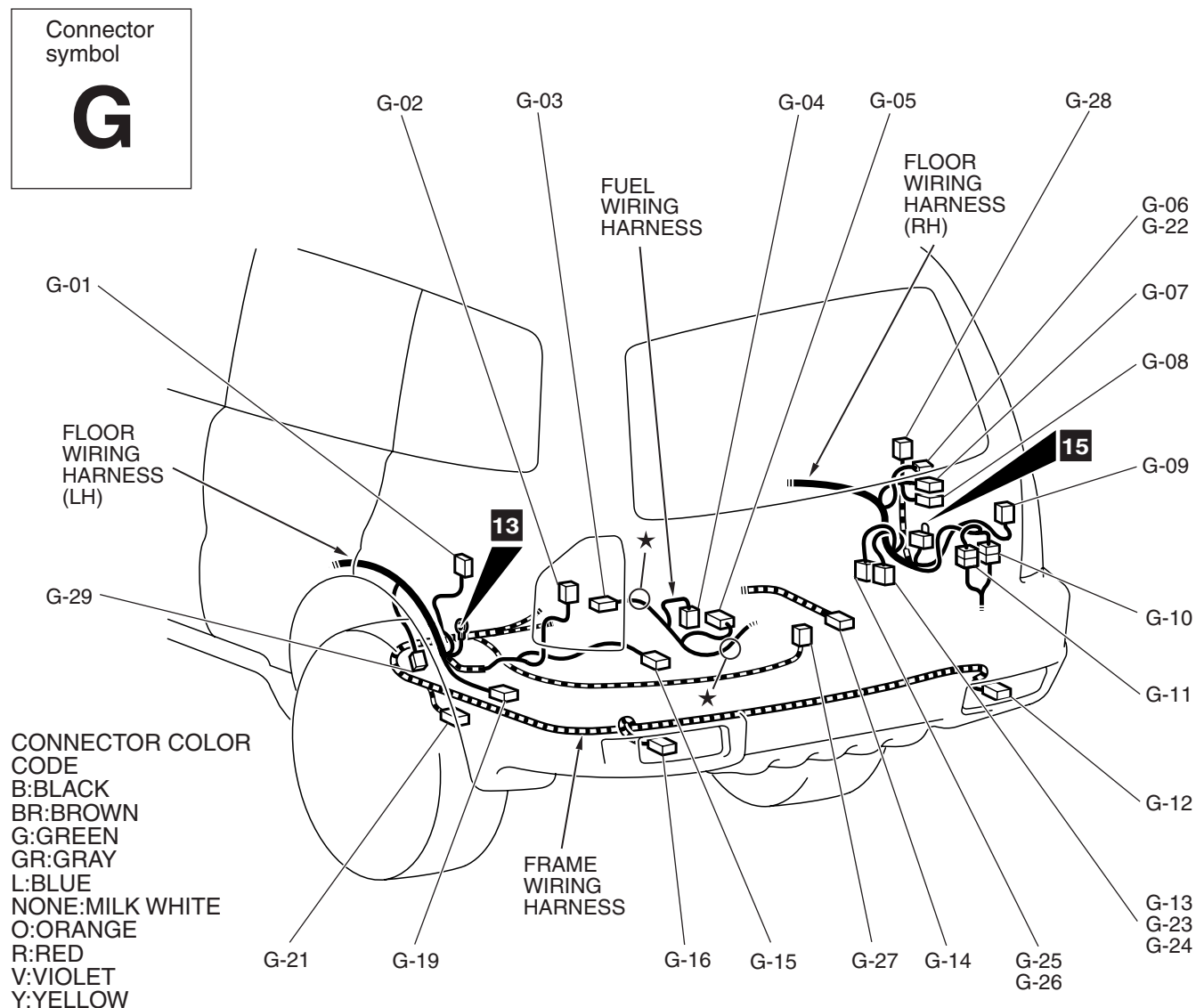
AC303490AB

F-18	(2)	SEAT BELT SWITCH
F-19	(2-Y)	SIDE IMPACT SENSOR (RH)
F-20	(3)	HEATED SEAT ASSEMBLY (RH)
F-21	(2-R)	SIDE AIR BAG MODULE (SQUIB) (RH)
F-22	(3)	FRONT DOOR SWITCH (RH)
F-23	(14)	FLOOR WIRING HARNESS (RH) AND REAR DOOR WIRING HARNESS (RH) COMBINATION
F-24	(6)	ROOF WIRING HARNESS AND PILLAR WIRING HARNESS COMBINATION
F-25	(2)	VANITY MIRROR LIGHT (RH)

F-26	(2)	VANITY MIRROR LIGHT (LH)
F-27	(2-R)	SEAT BELT PRETENSIONER (LH)
F-28	(3)	POWER SEAT ASSEMBLY (PASSENGER'S SIDE)
F-29	(2-R)	SEAT BELT PRETENSIONER (RH)
F-30	(2-B)	SIDE STEP LIGHT ASSEMBLY (RH)
F-31	(2-B)	SIDE STEP LIGHT ASSEMBLY (LH)
F-32	(16-B)	REAR DISPLAY
F-33	(8-B)	REAR DISPLAY
F-34	(18)	VIDEO CONTROLLER UNIT
F-35	(10)	VIDEO CONTROLLER UNIT
F-36	(5)	VIDEO CONTROLLER UNIT
F-37	(2)	VIDEO CONTROLLER UNIT

REAR FLOOR AND UNDER FLOOR

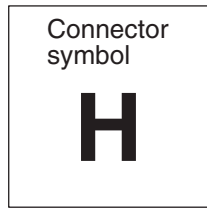
M1801002900107



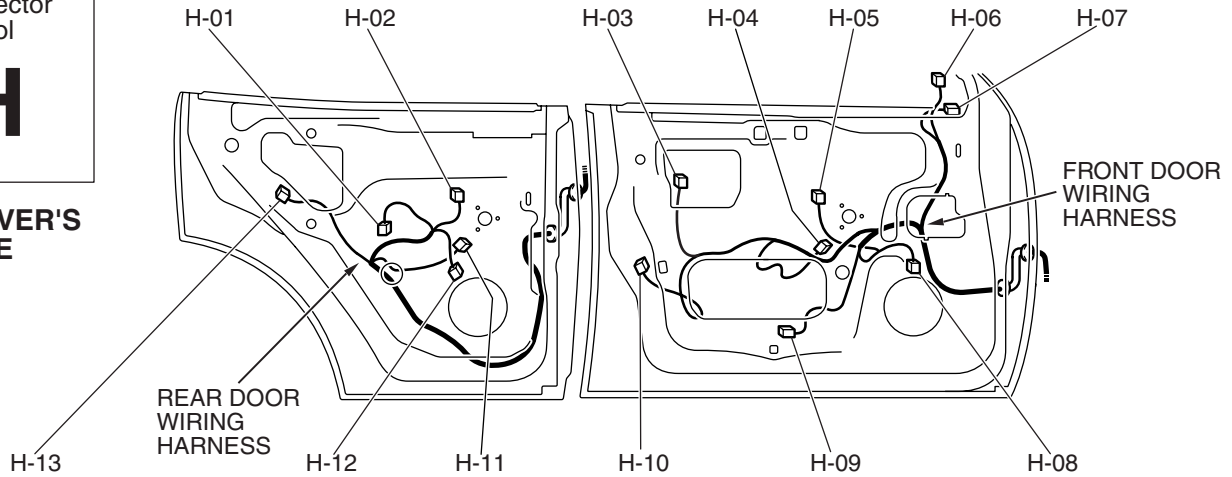
AC303491AC

G-01	(2-B)	WOOFER	G-13	(4)	REAR COOLER UNIT
G-02	(6-B)	REAR COMBINATION LIGHT (LH)	G-14	(2-B)	WHEEL SPEED SENSOR (REAR: RH)
G-03	(3-B)	FUEL LEVEL SENSOR	G-15	(3)	BACK DOOR SWITCH
G-04	(5-GR)	FUEL PUMP MODULE	G-16	(4-B)	REAR LIGHT (LH)
G-05	(3-B)	FUEL TANK DIFFERENTIAL PRESSURE SENSOR	G-19	(18)	AMPLIFIER
G-06	(10)	REAR BLOWER UNIT	G-21	(2-B)	WHEEL SPEED SENSOR (REAR: LH)
G-07	(1)	ACCESSORY SOCKET	G-22	(10)	REAR A/C UNIT
G-08	(1-B)	ACCESSORY SOCKET	G-23	(4)	REAR HEATER UNIT
G-09	(6-B)	REAR COMBINATION LIGHT (RH)	G-24	(4)	REAR A/C UNIT
G-10	(10)	FLOOR WIRING HARNESS (RH) AND BACK DOOR WIRING HARNESS COMBINATION	G-25	(4)	REAR HEATER UNIT
G-11	(9)	FLOOR WIRING HARNESS (RH) AND BACK DOOR WIRING HARNESS COMBINATION	G-26	(4)	REAR A/C UNIT
G-12	(4-B)	REAR LIGHT (RH)	G-27	(2-B)	EVAPORATIVE EMISSION VENTILATION SOLENOID
			G-28	(10)	TPMS RECEIVER
			G-29	(6-B)	VTR ADAPTER

DOOR

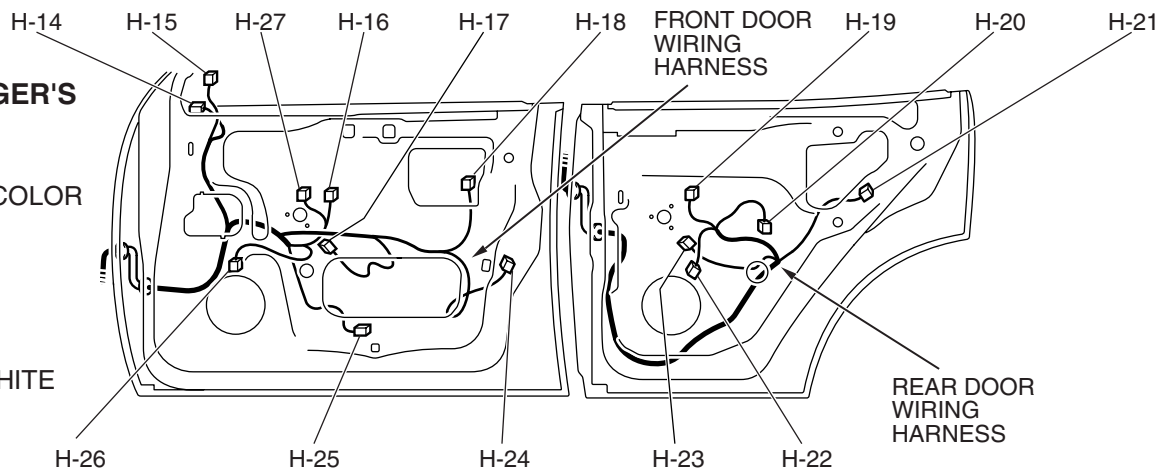


**DRIVER'S
SIDE**



**PASSENGER'S
SIDE**

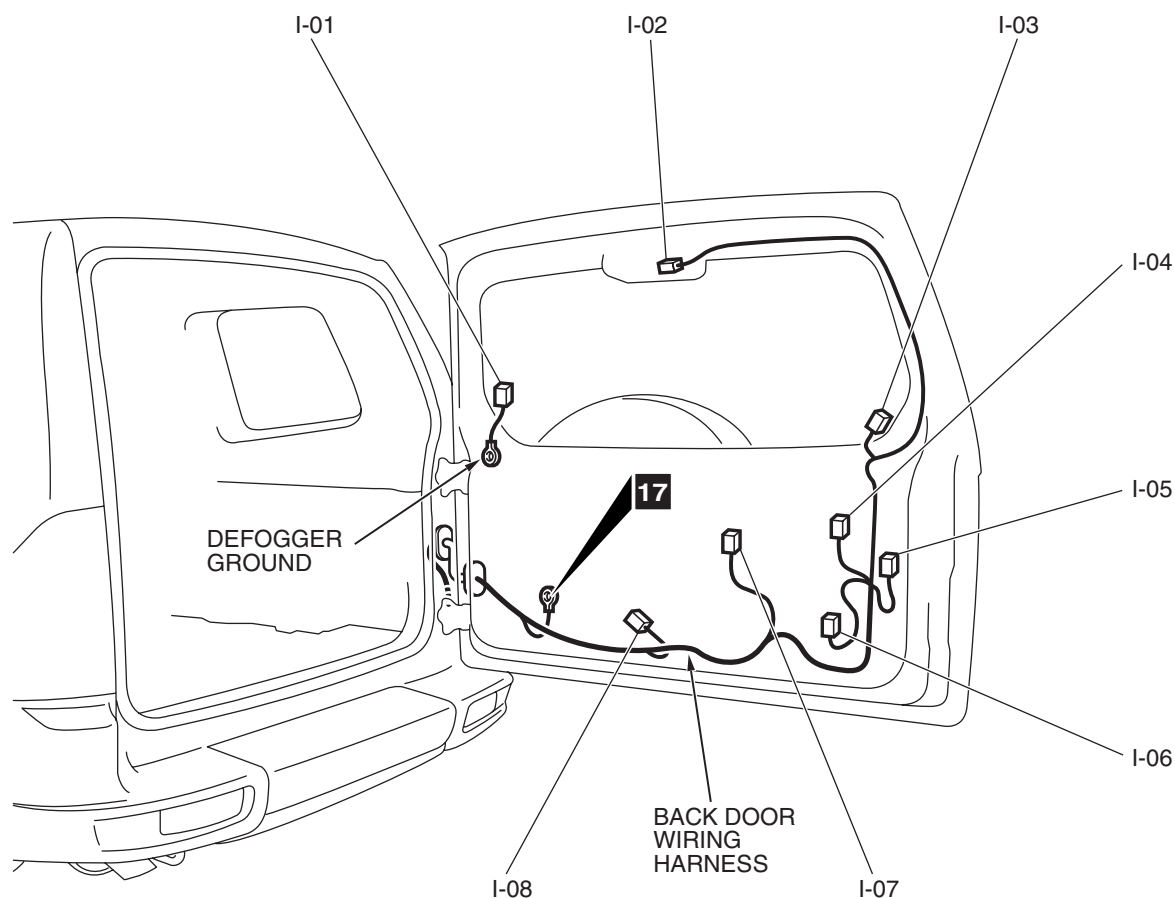
CONNECTOR COLOR
CODE
B: BLACK
BR: BROWN
G: GREEN
GR: GRAY
L: BLUE
NONE: MILK WHITE
O: ORANGE
R: RED
V: VIOLET
Y: YELLOW



AC400081AB

H-01	(2-B)	DOOR LIGHT (REAR: LH)	H-15	(2)	TWEETER (RH)
H-02	(8)	POWER WINDOW SUB SWITCH (REAR: LH)	H-16	(8)	POWER WINDOW SUB SWITCH (FRONT)
H-03	(3-B)	DOOR LOCK KEY CYLINDER SWITCH (LH)	H-17	(2-B)	POWER WINDOW MOTOR (FRONT: RH)
H-04	(2-B)	POWER WINDOW MOTOR (FRONT: LH)	H-18	(3-B)	DOOR LOCK KEY CYLINDER SWITCH (RH)
H-05	(14)	POWER WINDOW MAIN SWITCH	H-19	(8)	POWER WINDOW SUB SWITCH (REAR: RH)
H-06	(2)	TWEETER (LH)	H-20	(2-B)	DOOR LIGHT (REAR: RH)
H-07	(7)	REMOTE CONTROLLED MIRROR (LH)	H-21	(6-B)	DOOR LOCK ACTUATOR (REAR: RH)
H-08	(2)	FRONT DOOR SPEAKER (LH)	H-22	(2)	REAR DOOR SPEAKER (RH)
H-09	(2-B)	DOOR LIGHT (FRONT: LH)	H-23	(2-B)	POWER WINDOW MOTOR (REAR: RH)
H-10	(6-B)	DOOR LOCK ACTUATOR (FRONT: LH)	H-24	(6-B)	DOOR LOCK ACTUATOR (FRONT: RH)
H-11	(2-B)	POWER WINDOW MOTOR (REAR: LH)	H-25	(2-B)	DOOR LIGHT (FRONT: RH)
H-12	(2)	REAR DOOR SPEAKER (LH)	H-26	(2)	FRONT DOOR SPEAKER (RH)
H-13	(6-B)	DOOR LOCK ACTUATOR (REAR: LH)	H-27	(4)	POWER WINDOW SUB SWITCH (FRONT)
H-14	(7)	REMOTE CONTROLLED MIRROR (RH)			

BACK DOOR

Connector
symbol

CONNECTOR COLOR CODE

B: BLACK	NONE: MILK WHITE
BR: BROWN	O: ORANGE
G: GREEN	R: RED
GR: GRAY	V: VIOLET
L: BLUE	Y: YELLOW

ACX00245AD

I-01	(1-B)	DEFOGGER (-)
I-02	(2)	HIGH-MOUNTED STOP LIGHT
I-03	(1-B)	DEFOGGER (+)
I-04	(2)	LICENSE PLATE LIGHT ASSEMBLY
I-05	(6-B)	BACK DOOR LOCK ACTUATOR

I-06	(3)	BACK DOOR LOCK KEY CYLINDER SWITCH
I-07	(4-B)	REAR WIPER MOTOR
I-08	(2-B)	REAR WASHER MOTOR