


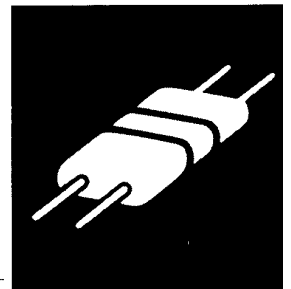




# Workshop Manual

**electrical wiring**  
SUPPLEMENT

# SPACE STAR 2001



Pub. Nr. EMXE99E1-A

# SPACE STAR

## ELECTRICAL WIRING SUPPLEMENT

### FOREWORD

This publication is a supplement to the Electrical Wiring Manual Pub. No. EMXE99E1 and contains only additions and changes to the original issue. It is recommended that all service mechanics engaged in the servicing of the vehicle refer to the following publications as well as this manual.

TECHNICAL INFORMATION MANUAL  
IMXE99E1  
IMXE99E1-A (Supplement)

WORKSHOP MANUAL  
CHASSIS GROUP  
CMXE99E1  
CMXE99E1-A (Supplement)

ELECTRICAL WIRING  
EMXE99E1

BODY REPAIR MANUAL  
BMXE99E1

ENGINE GROUP  
PWEE□□□□  
(Looseleaf edition)

PARTS CATALOGUE  
N606H509D□

All information, illustrations and product descriptions contained in this manual are current as of time of publication. We, however, reserve the right to make changes at any time without prior notice or obligation.

 **MITSUBISHI MOTOR SALES**  
Europe B.V.

"GDI" is a registered trade mark of Mitsubishi Motors Corporation.

### GROUP INDEX

OUTLINE OF CHANGES .....

HOW TO READ THE WIRING  
DIAGRAMS .....

WIRING HARNESS  
CONFIGURATION DIAGRAMS ...

SINGLE PART INSTALLATION  
POSITION .....

CIRCUIT DIAGRAMS .....



1

2

3

4

# **WARNINGS REGARDING SERVICING OF SUPPLEMENTAL RESTRAINT SYSTEM (SRS) EQUIPPED VEHICLE**

## **WARNING!**

- (1) Improper service or maintenance of any component of the SRS or any SRS-related component, can lead to personal injury or death to service personnel (from inadvertent firing of the air bag) or to the driver and passenger (from rendering the SRS inoperative).
- (2) SRS components should not be subjected to heat over 93 °C, so remove the SRS-ECU, air bag module (driver's side and front passenger's side) and clock spring before drying or baking the vehicle after painting.
- (3) Service or maintenance of any SRS component or SRS-related component must be performed only at an authorized MITSUBISHI dealer.
- (4) MITSUBISHI dealer personnel must thoroughly review this manual, and especially its GROUP 52B—Supplemental Restraint System (SRS), before beginning any service or maintenance of any component of the SRS or any SRS-related component.

## **HOW TO USE THIS MANUAL**

### **CONTENTS**

The preceding page contains GROUP INDEX that lists the group title and group number.

### **PAGE NUMBERS**

All page numbers consist of two sets of digits separated by a dash. The digits preceding the dash identify the number of the group. The digits following the dash represent the consecutive page number within the group. The page number can be found on the top left or right of each page.

### **OPERATION AND TROUBLESHOOTING HINTS**

In the GROUP 4 circuit diagrams, the operation and troubleshooting hints are given on the previous page or following page for each circuit where necessary.