
WIRING HARNESS CONFIGURATION DIAGRAMS

CONTENTS

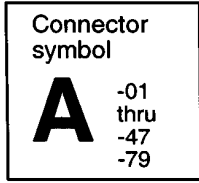
ENGINE COMPARTMENT

4G1 engine <L.H. drive vehicles>	2-2
4G1 engine <R.H. drive vehicles>	2-6

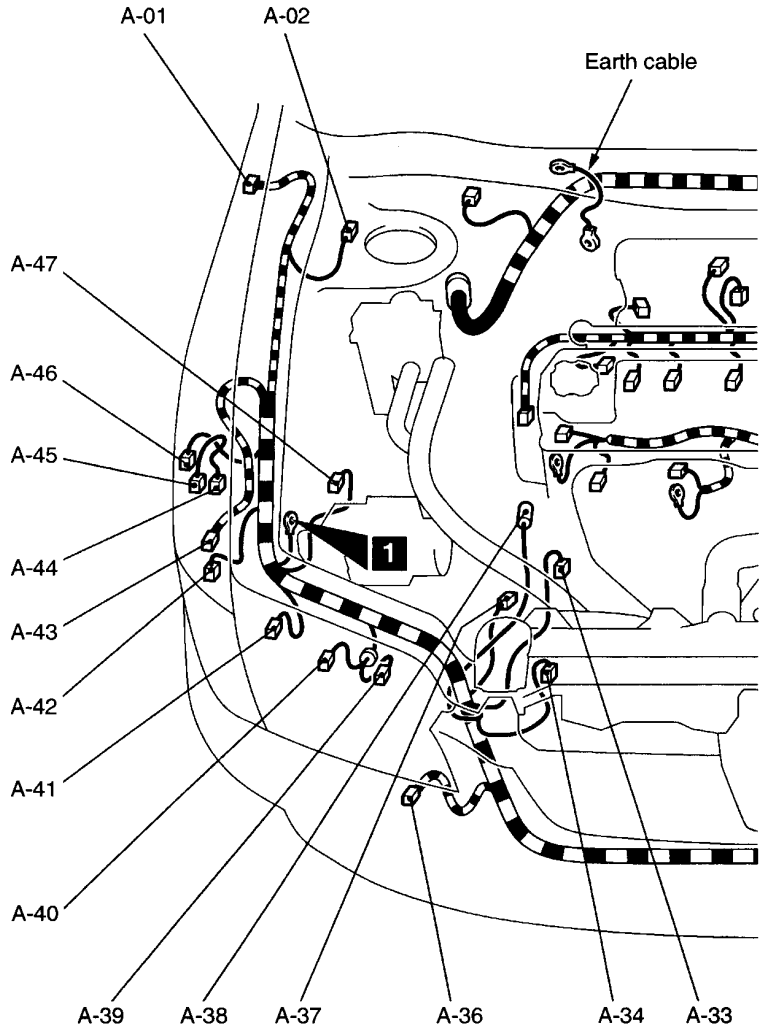


ENGINE COMPARTMENT

4G1 engine <L.H. drive vehicles>

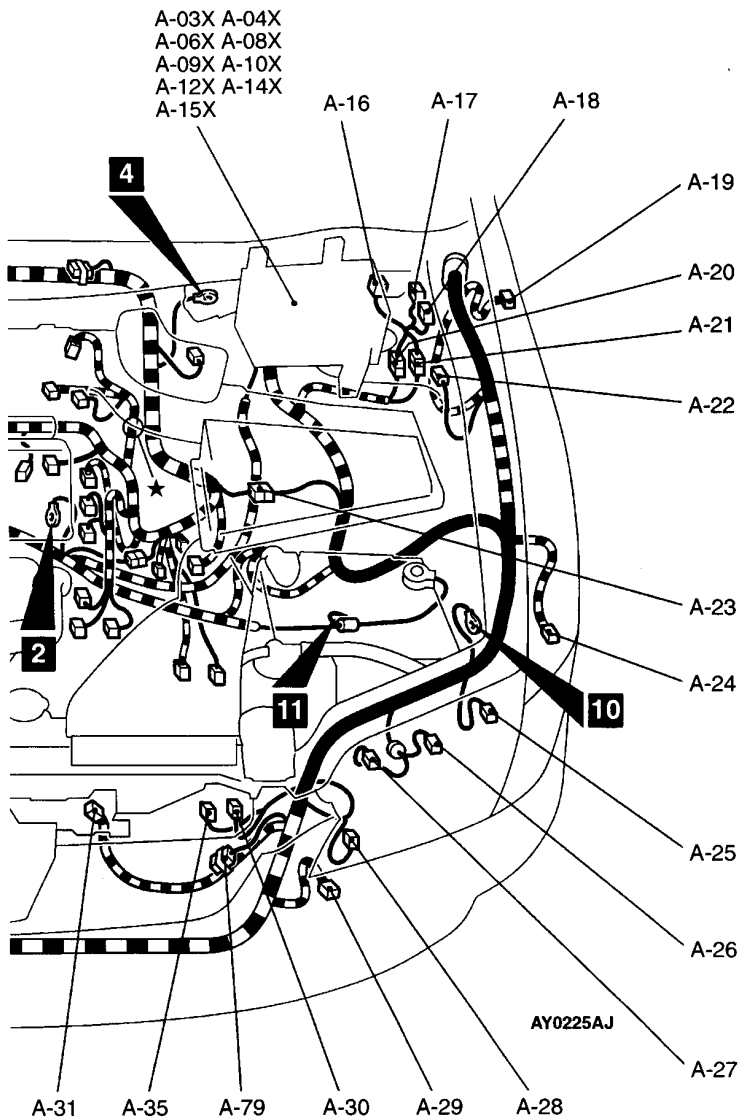


Connector colour code
 B: Black
 Y: Yellow
 L: Blue
 G: Green
 R: Red
 BR: Brown
 V: Violet
 O: Orange
 GR: Gray



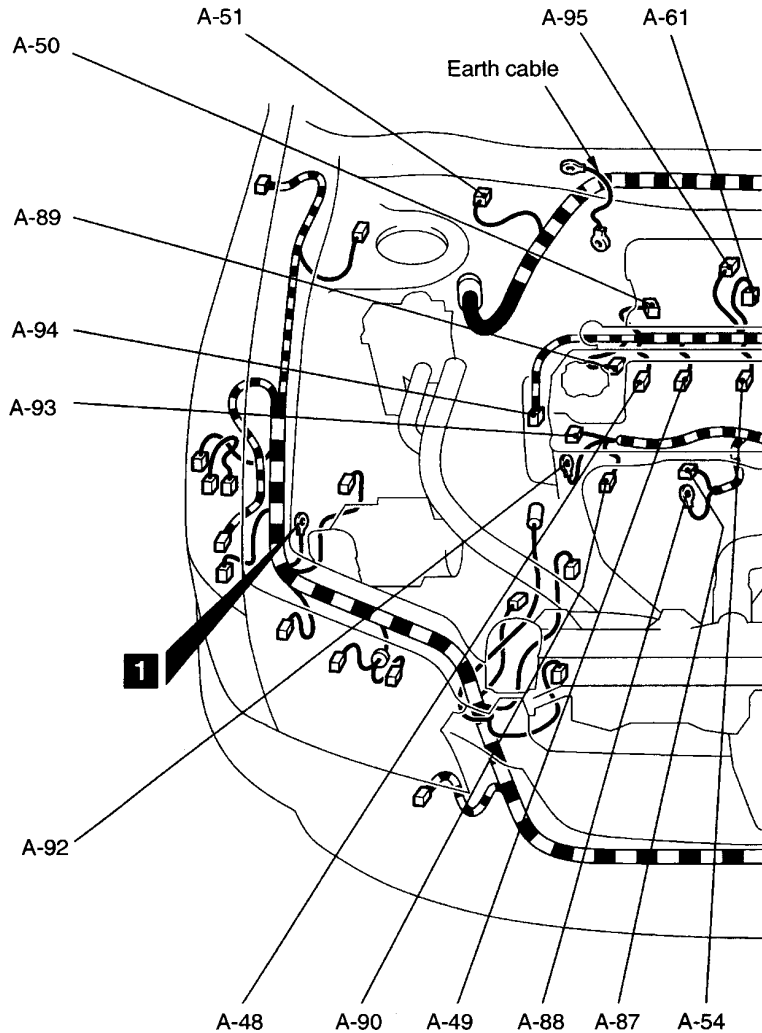
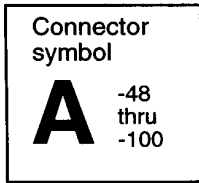
- A-01 (2-B) Side turn signal lamp (RH)
- A-02 (2-B) Front speed sensor (RH) <ABS>
- A-03X (5) Headlamp washer relay
- A-04X (4) Alternator relay
- A-06X (5) Horn relay
- A-08X (5) Condenser fan relay (HI)
- A-09X (5) Condenser fan relay (LO)
- A-10X (5) A/C compressor relay
- A-12X (5) Headlamp relay
- A-14X (5) Radiator fan relay
- A-15X (5) Tail lamp relay <DRL>
- A-16 (13) DRL-ECU

- A-17 (5) DRL relay 1
- A-18 (5) DRL relay 2
- A-19 (2-B) Side turn signal lamp (LH)
- A-20 (10-B) Front wiring harness and DRL wiring harness combination
- A-21 (10-B) Front wiring harness and DRL wiring harness combination
- A-22 (2-B) Front speed sensor (LH) <ABS>
- A-23 (10-B) Front wiring harness and control wiring harness combination
- A-24 (2-B) Front turn signal lamp (LH)
- A-25 (3-B) Headlamp leveling unit (LH)



- | | | | |
|-------------|--|-------------|------------------------------------|
| A-26 (2-B) | Position lamp (LH) | A-38 (1) | Power steering oil pressure switch |
| A-27 (3-B) | Headlamp (LH) | A-39 (3-B) | Headlamp (RH) |
| A-28 (2-BR) | Outside thermo sensor | A-40 (2-B) | Position lamp (RH) |
| A-29 (2-GR) | Front fog lamp (LH) | A-41 (3-B) | Headlamp leveling unit (RH) |
| A-30 (2-B) | Horn (LO) | A-42 (2-B) | Headlamp washer motor |
| A-31 (2-B) | Radiator fan motor | A-43 (2-B) | Front turn signal lamp (RH) |
| A-33 (2-BR) | Dual pressure switch | A-44 (2-BR) | Washer fluid level sensor |
| A-34 (4-B) | Condenser fan motor | A-45 (2-B) | Windshield washer motor |
| A-35 (2-B) | Horn (HI) | A-46 (2) | Rear washer motor |
| A-36 (2-GR) | Front fog lamp (RH) | A-47 (31-B) | ABS-ECU |
| A-37 (1-B) | A/C refrigerant temperature switch and magnetic clutch | A-79 (1-B) | Spare connector for front fog lamp |

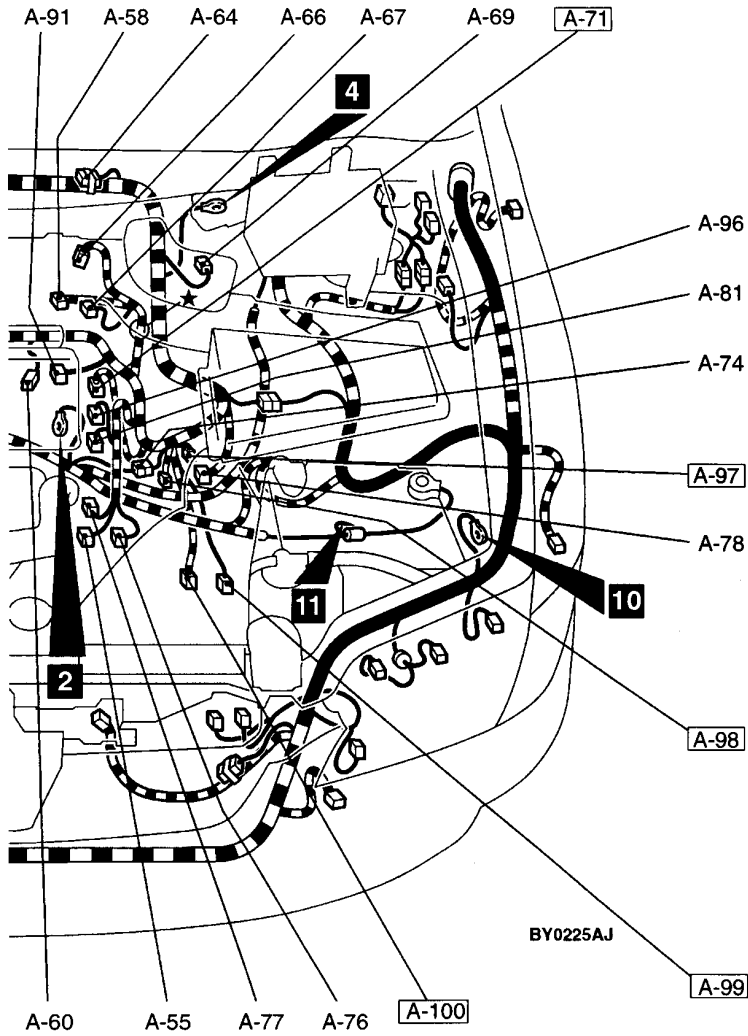
4G1 engine <L.H. drive vehicles>



- Connector colour code
- B: Black
 - Y: Yellow
 - L: Blue
 - G: Green
 - R: Red
 - BR: Brown
 - V: Violet
 - O: Orange
 - GR: Gray

- A-48 (2-GR) Injector No.1
- A-49 (2-GR) Injector No.2
- A-50 (2-GR) Detonation sensor
- A-51 (5-B) Windshield wiper motor
- A-54 (2-GR) Injector No.3
- A-55 (4-B) Oxygen sensor (Front)
- A-58 (2-B) Purge control solenoid valve
- A-60 (2-GR) Injector No.4
- A-61 (2-BR) EGR solenoid valve
- A-64 (1-L) Engine speed detection connector

- A-66 (4-B) Throttle position sensor
- A-67 (6-B) Idle speed control servo
- A-69 (2-B) Brake fluid level sensor
- A-71 (3-B) Vehicle speed sensor <M/T>
- A-74 (4-B) Control wiring harness and battery cable assembly combination
- A-76 (2-B) Engine coolant temperature sensor
- A-77 (1-B) Engine coolant temperature gauge unit
- A-78 (2-G) Back-up lamp switch
- A-81 (3-B) Camshaft position sensor



- A-87 (1) Starter
- A-88 (1) Starter
- A-89 (3-GR) Ignition coil 2
- A-90 (1-B) Oil pressure switch
- A-91 (3-GR) Ignition coil 1
- A-92 (1) Alternator
- A-93 (2-B) Alternator
- A-94 (3-B) Crank angle sensor
- A-95 (4-GR) Vacuum sensor
- A-96 (4-B) Ignition failure sensor

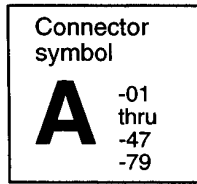
- A-97 (3-GR) Output shaft speed sensor <A/T>
- A-98 (3-B) Input shaft speed sensor <A/T>
- A-99 (10-B) Inhibitor switch
- A-100 (10-GR) A/T control solenoid valve assembly

NOTE

Connector numbers enclosed by a box means connectors of which poles have been changed or added.

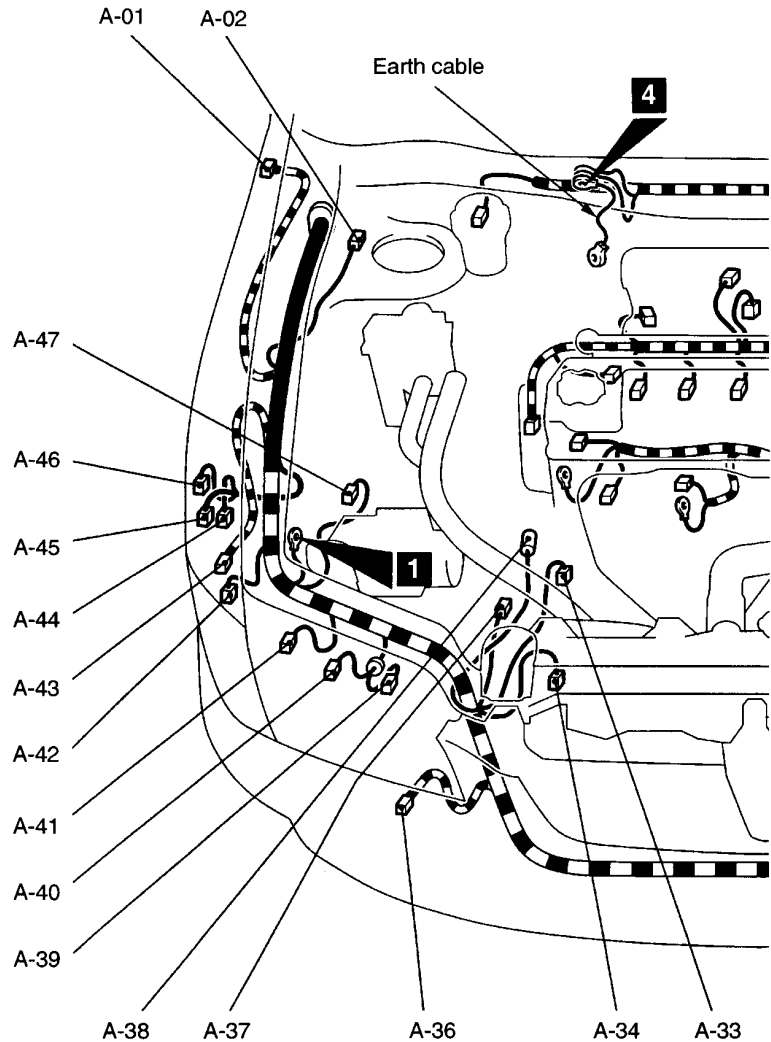
ENGINE COMPARTMENT

4G1 engine <R.H. drive vehicles>

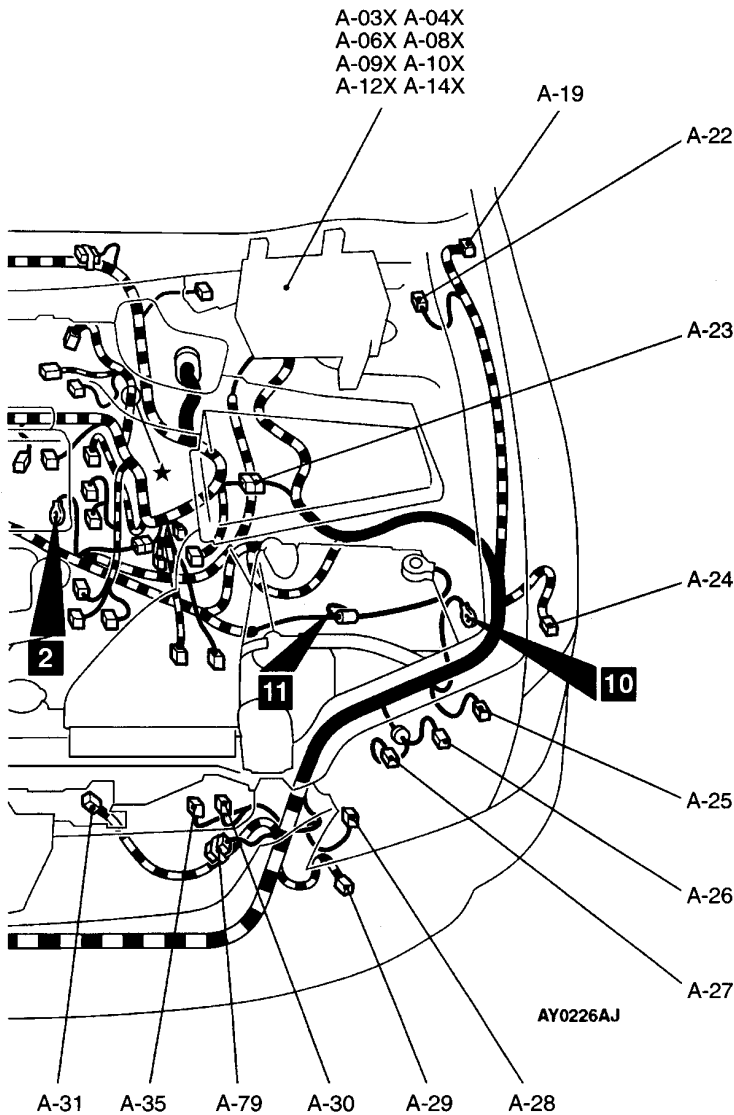


Connector colour code

B: Black
 Y: Yellow
 L: Blue
 G: Green
 R: Red
 BR: Brown
 V: Violet
 O: Orange
 GR: Gray

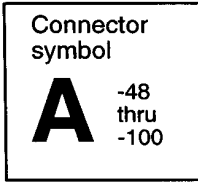


A-01 (2-B)	Side turn signal lamp (RH)	A-19 (2-B)	Side turn signal lamp (LH)
A-02 (2-B)	Front speed sensor (RH) <ABS>	A-22 (2-B)	Front speed sensor (LH) <ABS>
A-03X (5)	Headlamp washer relay	A-23 (10-B)	Front wiring harness and control wiring harness combination
A-04X (4)	Alternator relay	A-24 (2-B)	Front turn signal lamp (LH)
A-06X (5)	Horn relay	A-25 (3-B)	Headlamp leveling unit (LH)
A-08X (5)	Condenser fan relay (HI)	A-26 (2-B)	Position lamp (LH)
A-09X (5)	Condenser fan relay (LO)	A-27 (3-B)	Headlamp (LH)
A-10X (5)	A/C compressor relay	A-28 (2-BR)	Outside thermo sensor
A-12X (5)	Headlamp relay	A-29 (2-GR)	Front fog lamp (LH)
A-14X (5)	Radiator fan relay		

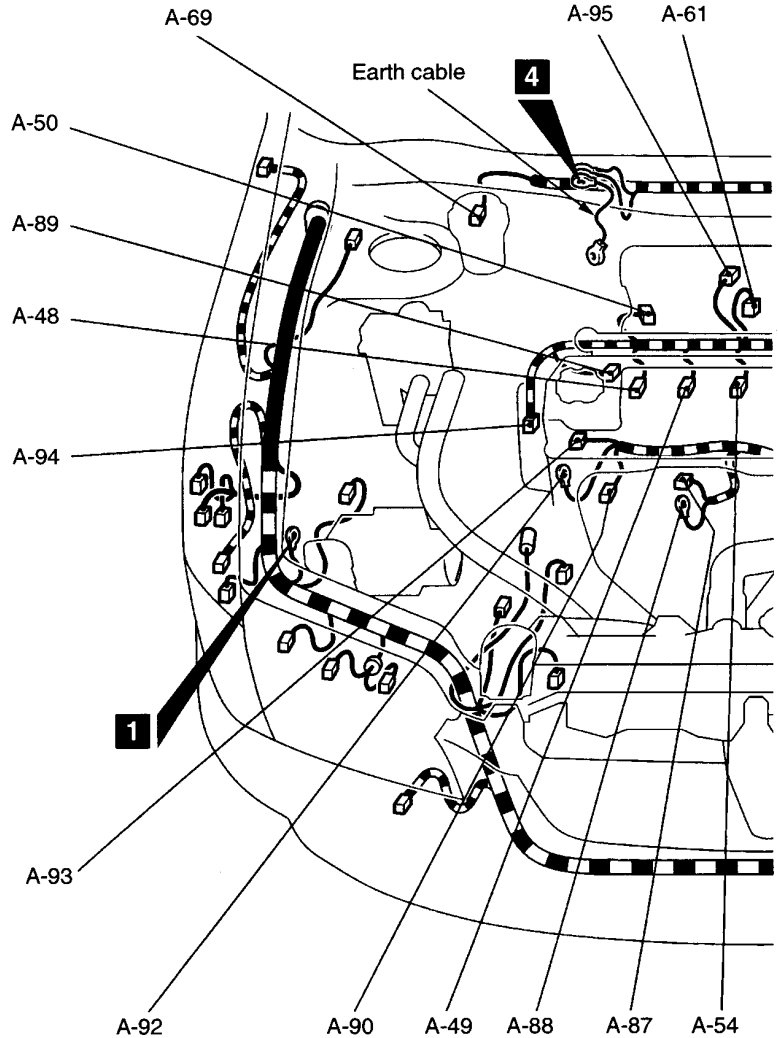


- | | | | |
|-------------|--|-------------|------------------------------------|
| A-30 (2-B) | Horn (LO) | A-40 (2-B) | Position lamp (RH) |
| A-31 (2-B) | Radiator fan motor | A-41 (3-B) | Headlamp leveling unit (RH) |
| A-33 (2-BR) | Dual pressure switch | A-42 (2-B) | Headlamp washer motor |
| A-34 (4-B) | Condenser fan motor | A-43 (2-B) | Front turn signal lamp (RH) |
| A-35 (2-B) | Horn (HI) | A-44 (2-BR) | Washer fluid level sensor |
| A-36 (2-GR) | Front fog lamp (RH) | A-45 (2-B) | Windshield washer motor |
| A-37 (1-B) | A/C refrigerant temperature switch and magnetic clutch | A-46 (2) | Rear washer motor |
| A-38 (1) | Power steering oil pressure switch | A-47 (31-B) | ABS-ECU |
| A-39 (3-B) | Headlamp (RH) | A-79 (1-B) | Spare connector for front fog lamp |

4G1 engine <R.H. drive vehicles>

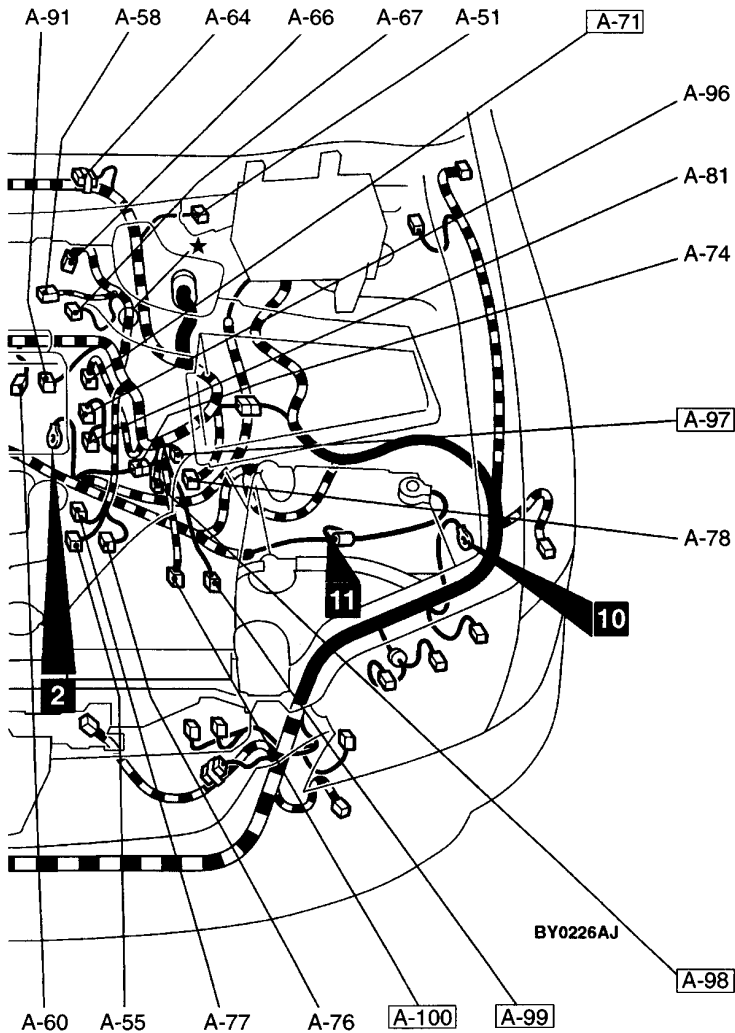


Connector colour code
 B: Black
 Y: Yellow
 L: Blue
 G: Green
 R: Red
 BR: Brown
 V: Violet
 O: Orange
 GR: Gray



- A-48 (2-GR) Injector No. 1
- A-49 (2-GR) Injector No. 2
- A-50 (2-GR) Detonation sensor
- A-51 (5-B) Windshield wiper motor
- A-54 (2-GR) Injector No. 3
- A-55 (4-B) Oxygen sensor (Front)
- A-58 (2-B) Purge control solenoid valve
- A-60 (2-GR) Injector No. 4
- A-61 (2-BR) EGR solenoid valve
- A-64 (1-L) Engine speed detection connector

- A-66 (4-B) Throttle position sensor
- A-67 (6-B) Idle speed control servo
- A-69 (2-B) Brake fluid level sensor
- A-71 (3-B) Vehicle speed sensor <M/T>
- A-74 (4-B) Control wiring harness and battery cable assembly combination
- A-76 (2-B) Engine coolant temperature sensor
- A-77 (1-B) Engine coolant temperature gauge unit
- A-78 (2-G) Back-up lamp switch
- A-81 (3-B) Camshaft position sensor



- A-87 (1) Starter
- A-88 (1) Starter
- A-89 (3-GR) Ignition coil 2
- A-90 (1-B) Oil pressure switch
- A-91 (3-GR) Ignition coil 1
- A-92 (1) Alternator
- A-93 (2-B) Alternator
- A-94 (3-B) Crank angle sensor
- A-95 (4-GR) Vacuum sensor
- A-96 (4-B) Ignition failure sensor

- A-97 (3-GR) Output shaft speed sensor <A/T>
- A-98 (3-B) Input shaft speed sensor <A/T>
- A-99 (10-B) Inhibitor switch
- A-100 (10-GR) A/T control solenoid valve assembly

NOTE

Connector numbers enclosed by a box means connectors of which poles have been changed or added.