
WIRING HARNESS CONFIGURATION DIAGRAMS

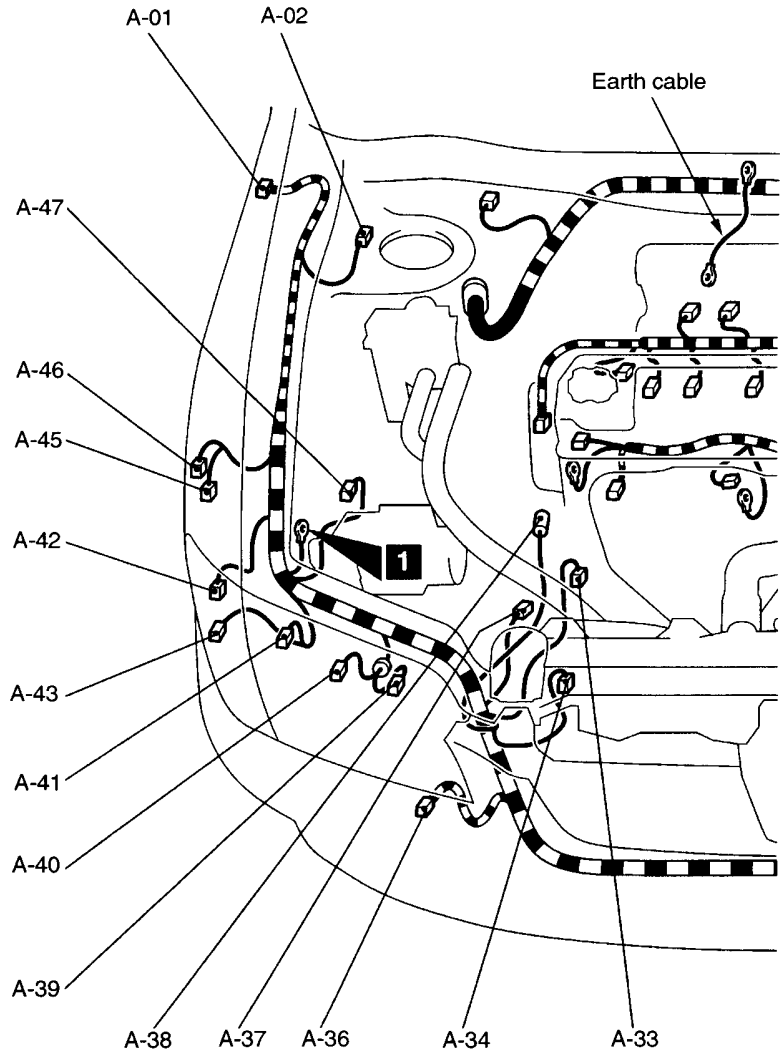
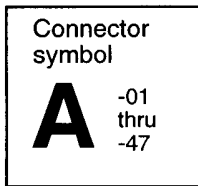
CONTENTS

ENGINE COMPARTMENT

- 4G9 engine <L.H. drive vehicles> 2-2
- 4G9 engine <R.H. drive vehicles> 2-6

ENGINE COMPARTMENT

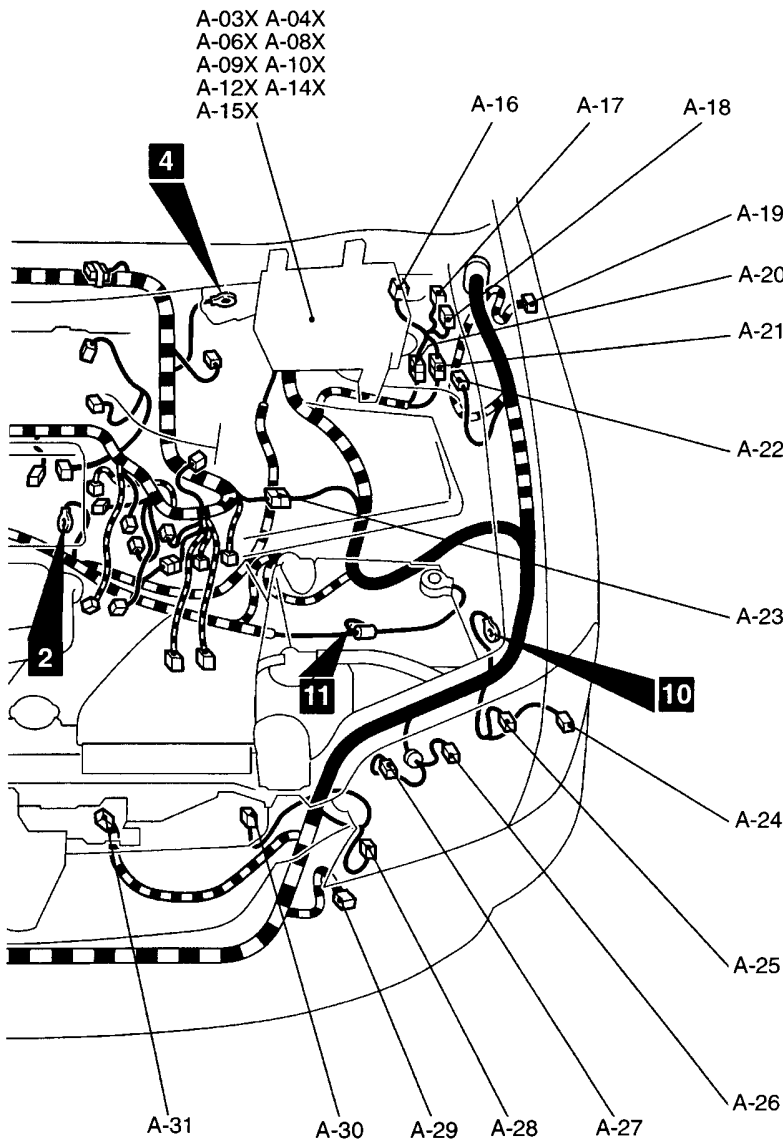
4G9 engine <L.H. drive vehicles>



Connector colour code

B: Black
 Y: Yellow
 L: Blue
 G: Green
 R: Red
 BR: Brown
 V: Violet
 O: Orange
 GR: Gray
 None: Milk white

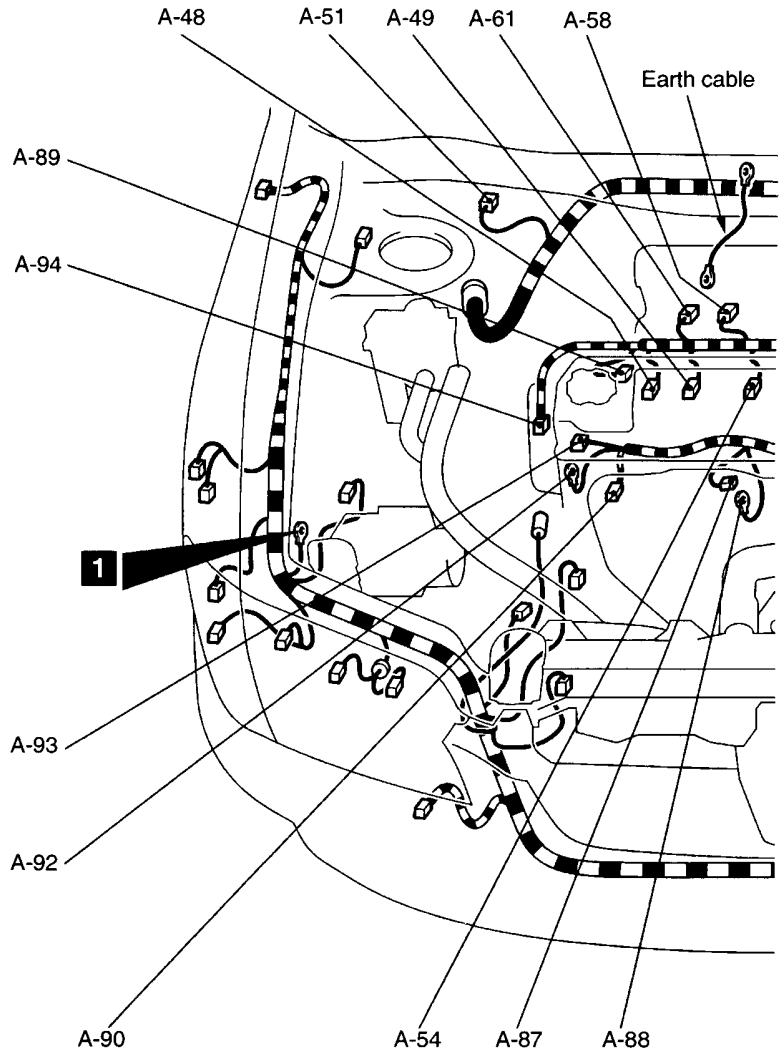
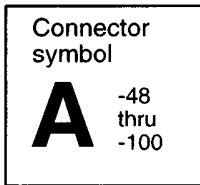
A-01 (2-B)	Side turn signal lamp (RH)	A-16 (13)	DRL-ECU
A-02 (2-B)	Front speed sensor (RH) <ABS>	A-17 (5)	DRL relay 1
A-03X (5)	Headlamp washer relay	A-18 (5)	DRL relay 2
A-04X (4)	Alternator relay	A-19 (2-B)	Side turn signal lamp (LH)
A-06X (5)	Horn relay	A-20 (10-B)	Front wiring harness and DRL wiring harness combination
A-08X (5)	Condenser fan relay (HI)	A-21 (10-B)	Front wiring harness and DRL wiring harness combination
A-09X (5)	Condenser fan relay (LO)	A-22 (2-B)	Front speed sensor (LH) <ABS>
A-10X (5)	A/C compressor relay	A-23 (10-B)	Front wiring harness and control wiring harness combination
A-12X (5)	Headlamp relay		
A-14X (5)	Radiator fan relay		
A-15X (5)	Tail lamp relay <DRL>		



AC203767

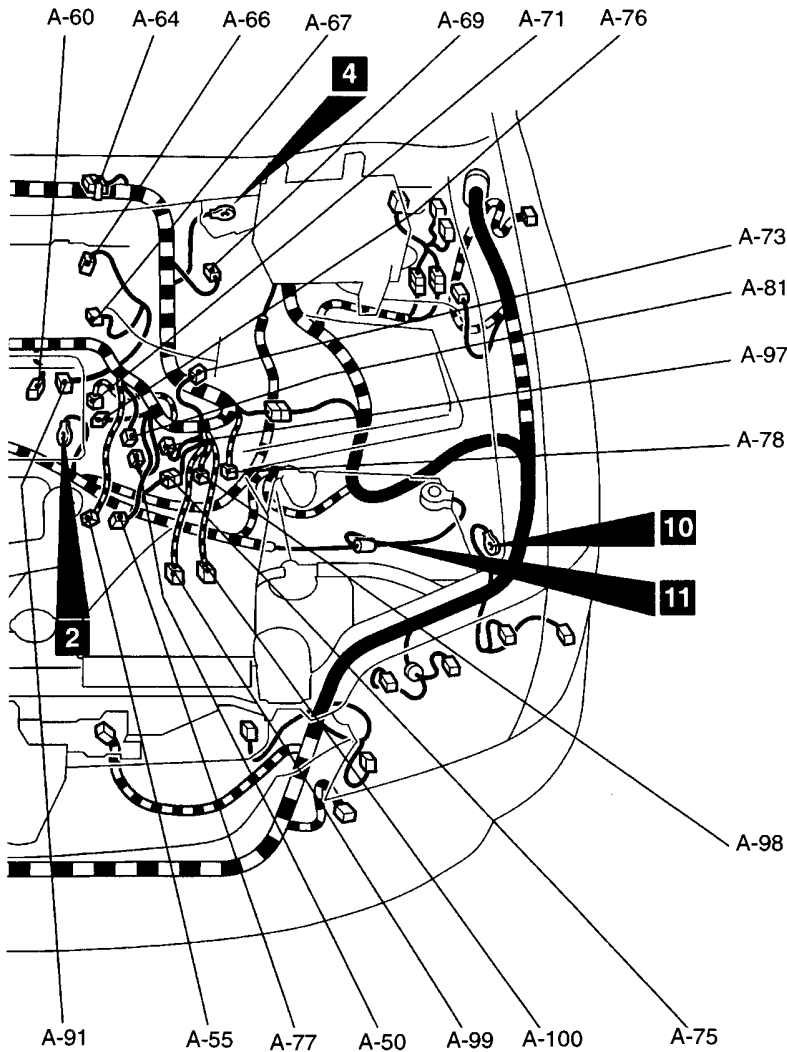
- | | | | |
|-------------|-----------------------------|-------------|--|
| A-24 (2-B) | Front turn signal lamp (LH) | A-37 (1-B) | A/C refrigerant temperature switch and magnetic clutch |
| A-25 (3-B) | Headlamp leveling unit (LH) | A-38 (1) | Power steering fluid pressure switch |
| A-26 (2-B) | Position lamp (LH) | A-39 (3-B) | Headlamp (RH) |
| A-27 (3-B) | Headlamp (LH) | A-40 (2-B) | Position lamp (RH) |
| A-28 (2-BR) | Outside thermo sensor | A-41 (3-B) | Headlamp leveling unit (RH) |
| A-29 (2-GR) | Front fog lamp (LH) | A-42 (2-B) | Headlamp washer motor |
| A-30 (2-B) | Horn (LO) | A-43 (2-B) | Front turn signal lamp (RH) |
| A-31 (2-B) | Radiator fan motor | A-45 (2-B) | Windshield washer motor |
| A-33 (2-BR) | Dual pressure switch | A-46 (2) | Rear washer motor |
| A-34 (4-B) | Condenser fan motor | A-47 (31-B) | ABS-ECU |
| A-36 (2-GR) | Front fog lamp (RH) | | |

4G9 engine <L.H. drive vehicles>



- Connector colour code
- B: Black
 - Y: Yellow
 - L: Blue
 - G: Green
 - R: Red
 - BR: Brown
 - V: Violet
 - O: Orange
 - GR: Gray
 - None: Milk white

A-48 (2-GR)	Injector No.1	A-64 (1-L)	Engine speed detection connector
A-49 (2-GR)	Injector No.2	A-66 (4-B)	Throttle position sensor
A-50 (2-GR)	Detonation sensor	A-67 (6-B)	Idle speed control servo
A-51 (5-B)	Windshield washer motor	A-69 (2-B)	Brake fluid level sensor
A-54 (2-GR)	Injector No.3	A-71 (3-B)	Vehicle speed sensor <M/T>
A-55 (4-B)	Oxygen sensor (Front)	A-73 (7-B)	Air flow sensor
A-58 (2-B)	Purge control solenoid valve	A-75 (6-B)	Control wiring harness and battery cable assembly combination
A-60 (2-GR)	Injector No.4		
A-61 (2-BR)	EGR solenoid valve		

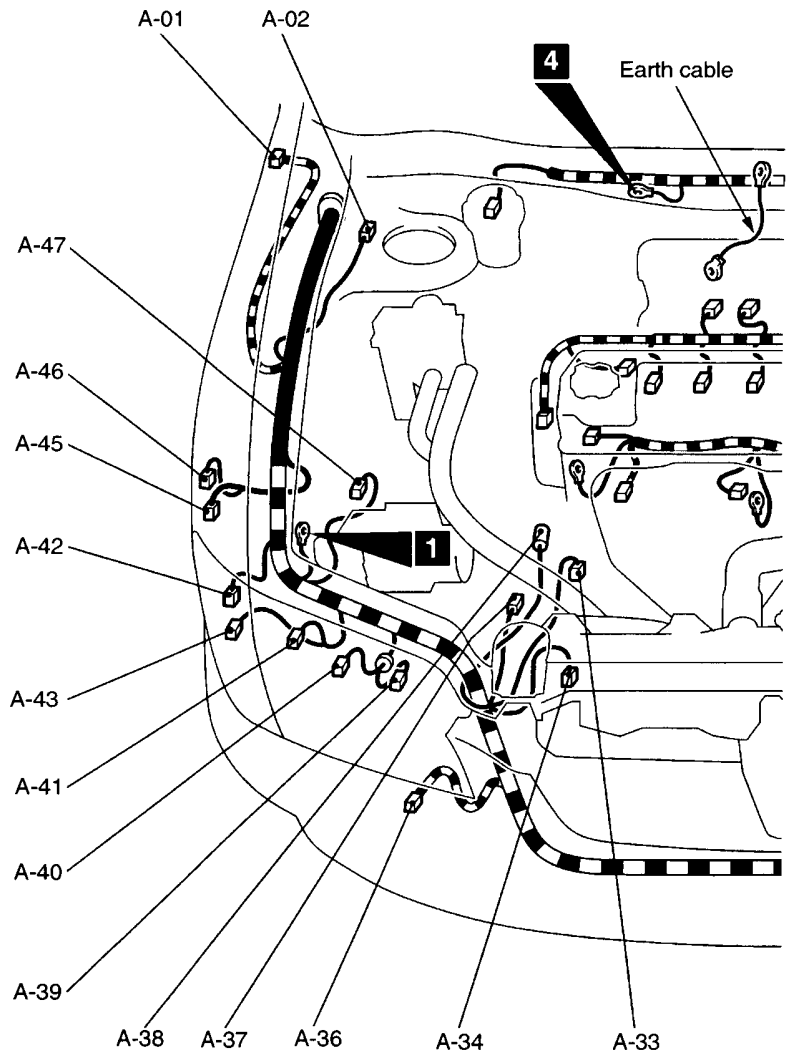
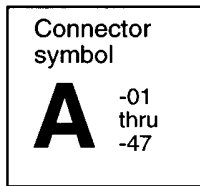


AC203767

- | | | | |
|-------------|---------------------------------------|---------------|-------------------------------------|
| A-76 (2-B) | Engine coolant temperature sensor | A-91 (3-GR) | Ignition coil 1 |
| A-77 (1-B) | Engine coolant temperature gauge unit | A-92 (1) | Alternator |
| A-78 (2-G) | Back-up lamp switch | A-93 (4-B) | Alternator |
| A-81 (3-B) | Camshaft position sensor | A-94 (3) | Crank angle sensor |
| A-87 (1) | Starter | A-97 (3-GR) | Output shaft speed sensor <A/T> |
| A-88 (1) | Starter | A-98 (3-B) | Input shaft speed sensor <A/T> |
| A-89 (3-GR) | Ignition coil 2 | A-99 (10-B) | Inhibitor switch |
| A-90 (1-B) | Oil pressure switch | A-100 (10-GR) | A/T control solenoid valve assembly |

ENGINE COMPARTMENT

4G9 engine <R.H. drive vehicles>

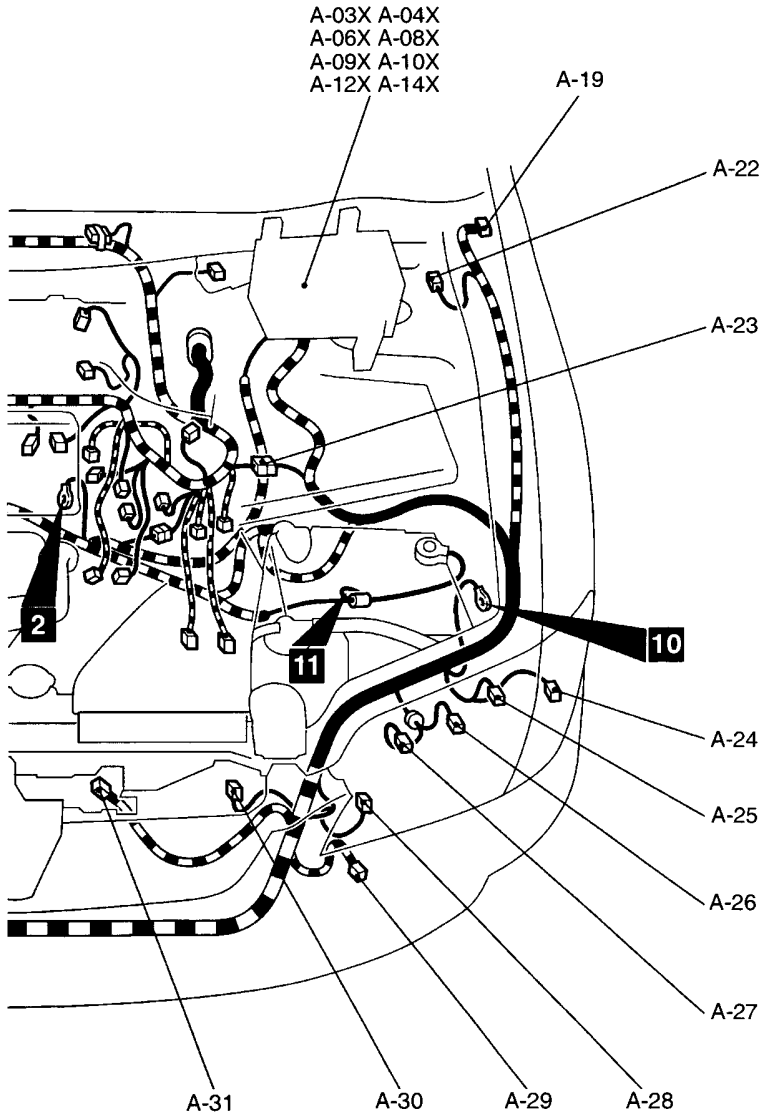


Connector colour code

B: Black
 Y: Yellow
 L: Blue
 G: Green
 R: Red
 BR: Brown
 V: Violet
 O: Orange
 GR: Gray
 None: Milk white

A-01 (2-B) Side turn signal lamp (RH)
 A-02 (2-B) Front speed sensor (RH) <ABS>
 A-03X (5) Headlamp washer relay
 A-04X (4) Alternator relay
 A-06X (5) Horn relay
 A-08X (5) Condenser fan relay (HI)
 A-09X (5) Condenser fan relay (LO)
 A-10X (5) A/C compressor relay
 A-12X (5) Headlamp relay

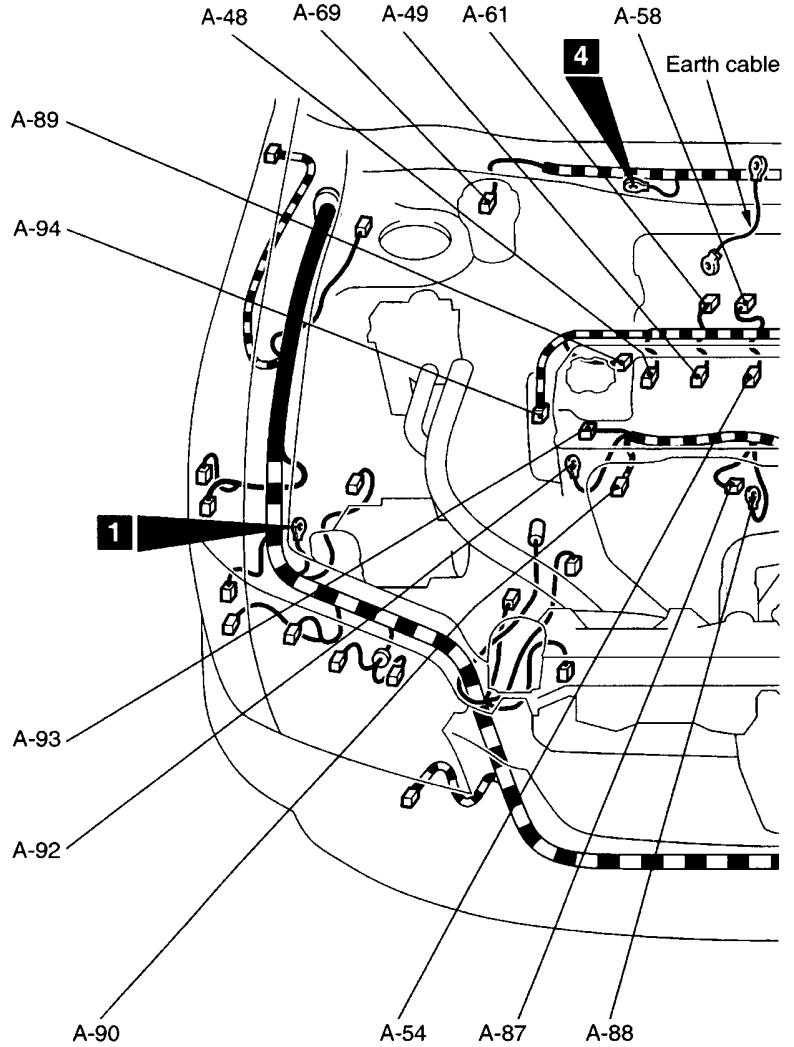
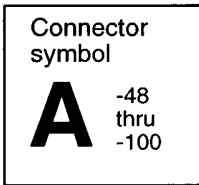
A-14X (5) Radiator fan relay
 A-19 (2-B) Side turn signal lamp (LH)
 A-22 (2-B) Front speed sensor (LH) <ABS>
 A-23 (10-B) Front wiring harness and control wiring harness combination
 A-24 (2-B) Front turn signal lamp (LH)
 A-25 (3-B) Headlamp leveling unit (LH)
 A-26 (2-B) Position lamp (LH)
 A-27 (3-B) Headlamp (LH)



AC203768

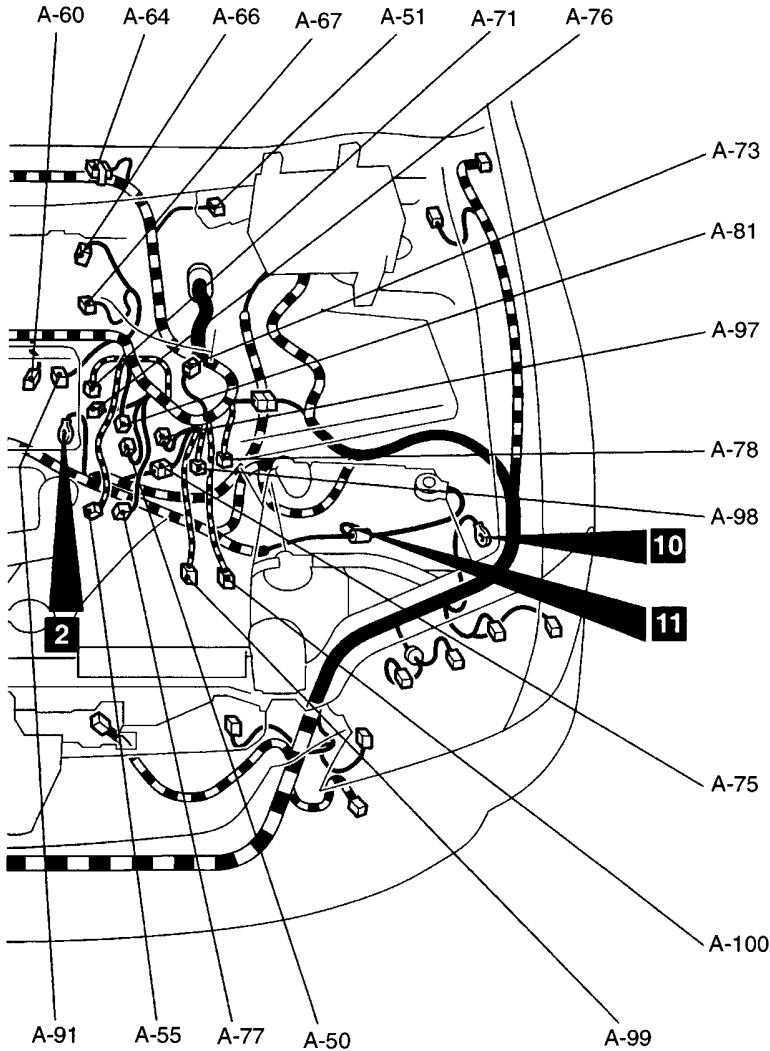
- | | | | |
|-------------|--|-------------|--------------------------------------|
| A-28 (2-BR) | Outside thermo sensor | A-38 (1) | Power steering fluid pressure switch |
| A-29 (2-GR) | Front fog lamp (LH) | A-39 (3-B) | Headlamp (RH) |
| A-30 (2-B) | Horn (LO) | A-40 (2-B) | Position lamp (RH) |
| A-31 (2-B) | Radiator fan motor | A-41 (3-B) | Headlamp leveling unit (RH) |
| A-33 (2-BR) | Dual pressure switch | A-42 (2-B) | Headlamp washer motor |
| A-34 (4-B) | Condenser fan motor | A-43 (2-B) | Front turn signal lamp (RH) |
| A-36 (2-GR) | Front fog lamp (RH) | A-45 (2-B) | Windshield washer motor |
| A-37 (1-B) | A/C refrigerant temperature switch and magnetic clutch | A-46 (2) | Rear washer motor |
| | | A-47 (31-B) | ABS-ECU |

4G9 engine <R.H. drive vehicles>



- Connector colour code
- B: Black
 - Y: Yellow
 - L: Blue
 - G: Green
 - R: Red
 - BR: Brown
 - V: Violet
 - O: Orange
 - GR: Gray
 - None: Milk white

A-48 (2-GR)	Injector No.1	A-64 (1-L)	Engine speed detection connector
A-49 (2-GR)	Injector No.2	A-66 (4-B)	Throttle position sensor
A-50 (2-GR)	Detonation sensor	A-67 (6-B)	Idle speed control servo
A-51 (5-B)	Windshield washer motor	A-69 (2-B)	Brake fluid level sensor
A-54 (2-GR)	Injector No.3	A-71 (3-B)	Vehicle speed sensor <M/T>
A-55 (4-B)	Oxygen sensor (Front)	A-73 (7-B)	Air flow sensor
A-58 (2-B)	Purge control solenoid valve	A-75 (6-B)	Control wiring harness and battery cable assembly combination
A-60 (2-GR)	Injector No.4		
A-61 (2-BR)	EGR solenoid valve		



AC203768

- | | | | |
|-------------|---------------------------------------|---------------|-------------------------------------|
| A-76 (2-B) | Engine coolant temperature sensor | A-91 (3-GR) | Ignition coil 1 |
| A-77 (1-B) | Engine coolant temperature gauge unit | A-92 (1) | Alternator |
| A-78 (2-G) | Back-up lamp switch | A-93 (4-B) | Alternator |
| A-81 (3-B) | Camshaft position sensor | A-94 (3) | Crank angle sensor |
| A-87 (1) | Starter | A-97 (3-GR) | Output shaft speed sensor <A/T> |
| A-88 (1) | Starter | A-98 (3-B) | Input shaft speed sensor <A/T> |
| A-89 (3-GR) | Ignition coil 2 | A-99 (10-B) | Inhibitor switch |
| A-90 (1-B) | Oil pressure switch | A-100 (10-GR) | A/T control solenoid valve assembly |