

Installation

To install SMJ, tighten bolts until orange “fulltight” mark appears and then retighten to specified torque as required.

NCEL0195

 : **3 - 5 N•m (0.3 - 0.5 kg-m, 26 - 43 in-lb)**

CAUTION:

Do not overtighten bolts, otherwise, they may be damaged.

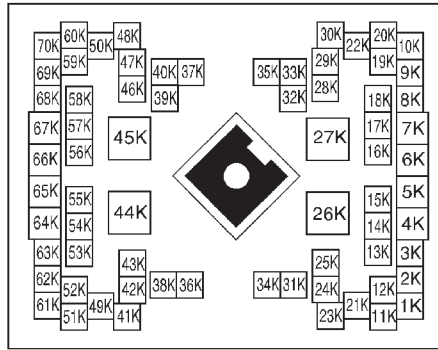
SUPER MULTIPLE JUNCTION (SMJ)

Terminal Arrangement

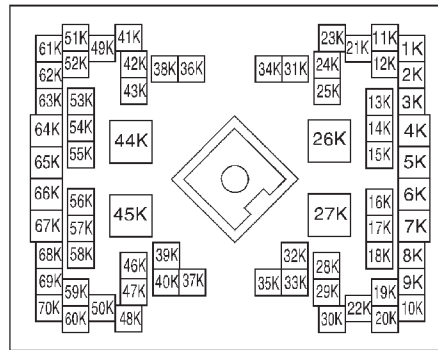
MAIN HARNESS



M6



E75



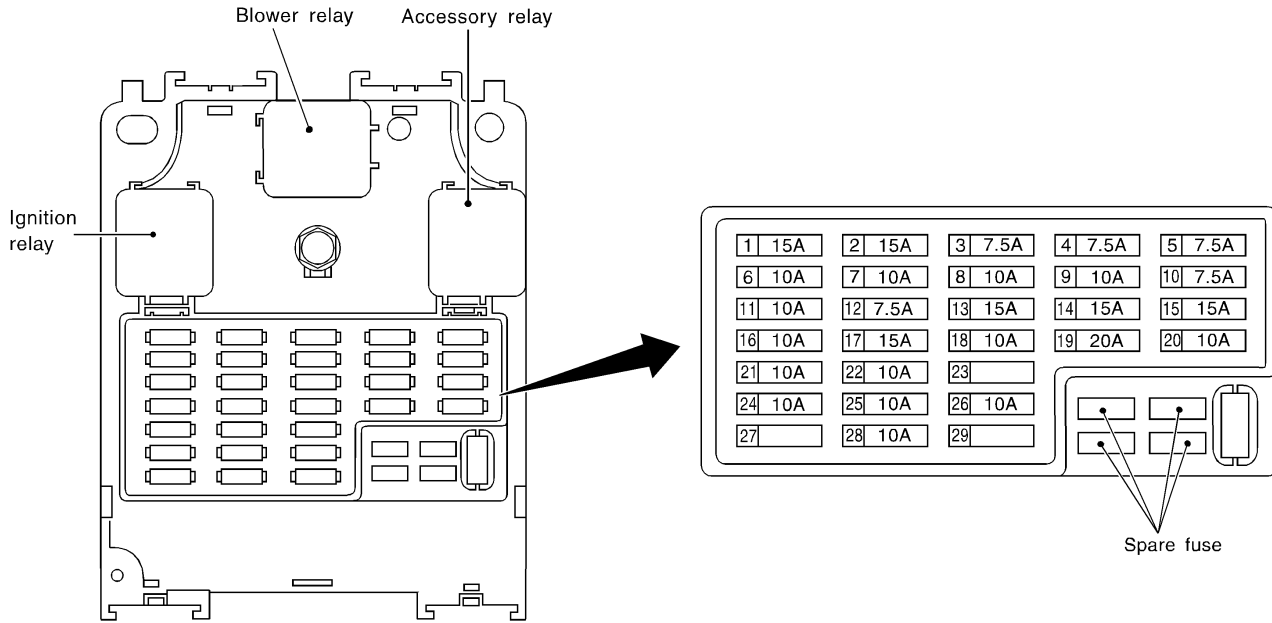
ENGINE ROOM HARNESS

FUSE BLOCK — JUNCTION BOX (J/B)

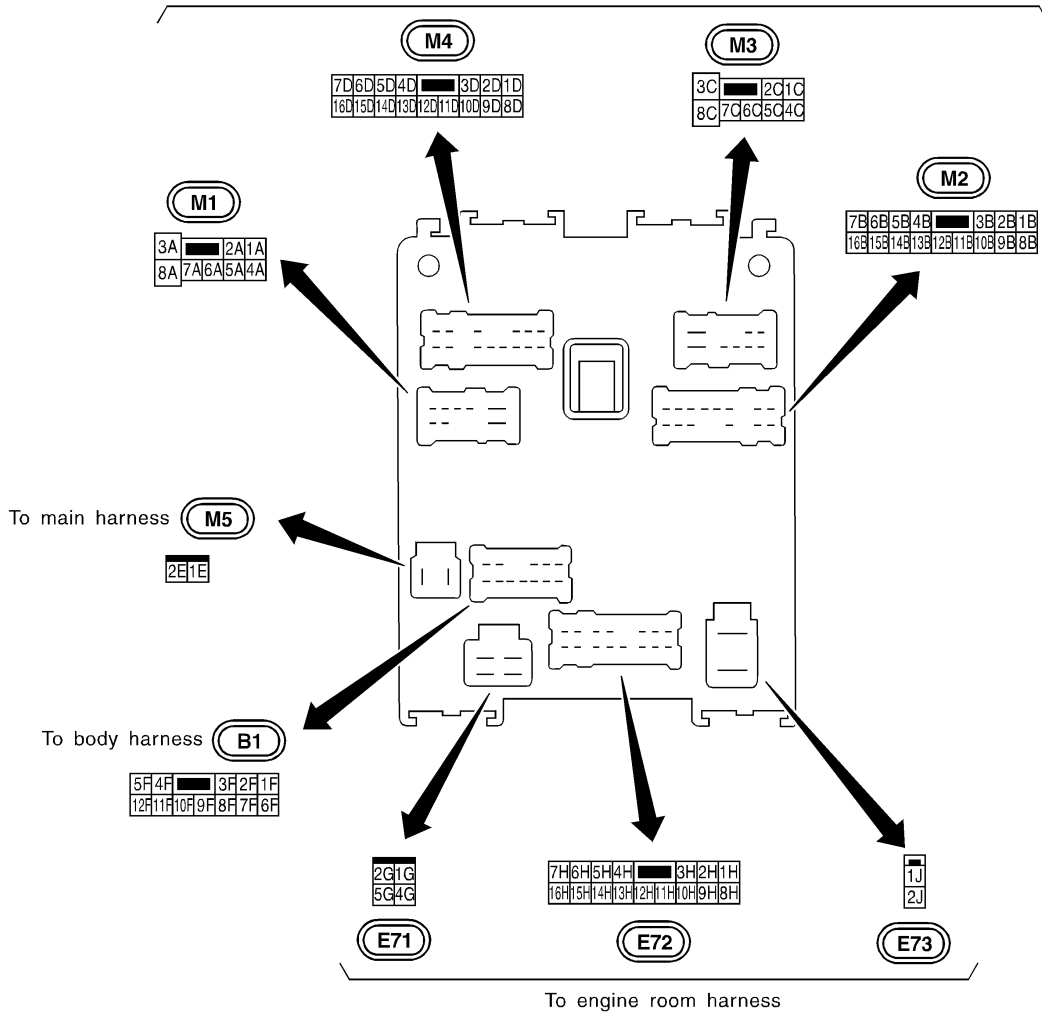
Terminal Arrangement

Terminal Arrangement

NCEL0148



To main harness

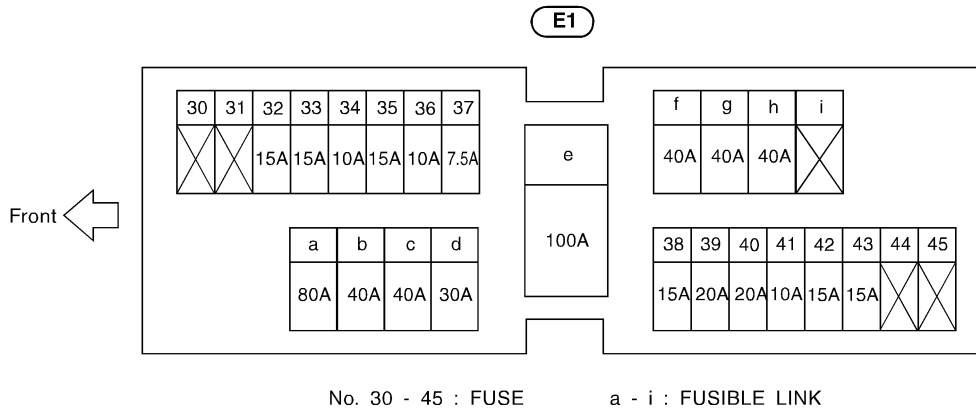


FUSE AND FUSIBLE LINK BOX

Terminal Arrangement

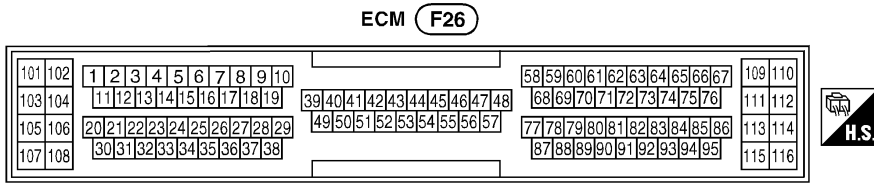
Terminal Arrangement

NCEL0149

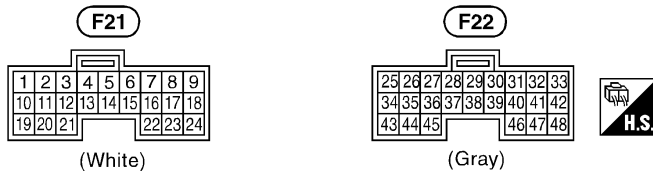


Terminal Arrangement

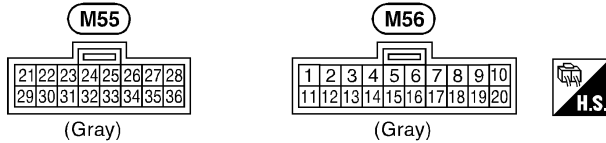
NCEL0150



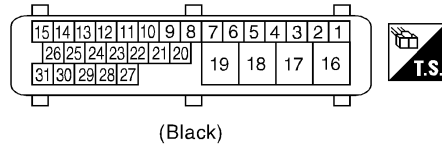
TCM (TRANSMISSION CONTROL MODULE)



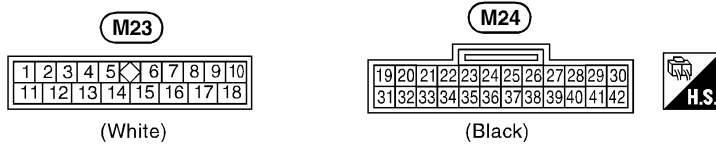
A/C AUTO AMP.



ABS ACTUATOR AND ELECTRIC UNIT (E55)



SMART ENTRANCE CONTROL UNIT

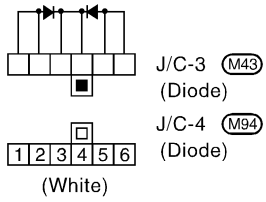
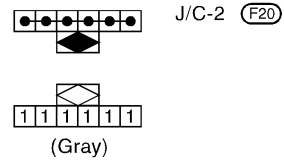
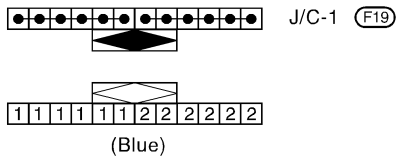


JOINT CONNECTOR (J/C)

Terminal Arrangement

Terminal Arrangement

NCEL0160



CEL193A



QUICK REFERENCE CHART: G20 2000

ENGINE TUNE-UP DATA

Engine model		SR20DE	
Firing order		1-3-4-2	
Idle speed	rpm	800±50	
	M/T A/T (in "N" position)	800±50	
Ignition timing (degree BTDC at idle speed)		M/T: 15°±2° A/T:	
CO% at idle		Idle mixture screw is preset and sealed at factory.	
Drive belt deflection adjustment (Cold) mm (in)		Used belt	
		Limit	After adjustment
New belt			
Compressor	With air conditioner compressor	9 (0.35)	5.5 - 6.5 (0.217 - 0.256)
Generator	Without air conditioner compressor	12 - 13 (0.47 - 0.51)	8 - 9 (0.31 - 0.35)
Power steering oil pump	With air conditioner compressor	12 (0.47)	8 - 9 (0.31 - 0.35)
	Without air conditioner compressor	12 (0.47)	8 - 9 (0.31 - 0.35)
Applied pushing force		98 N (10 kg, 22 lb)	
Drive belt tension adjustment (Cold) N (kg, lb)		Used belt	
		Limit	After adjustment
New belt			
Compressor	With air conditioner compressor	304 (31, 68)	534 - 623 (54.5 - 63.5, 120.2 - 140.0)
Generator	Without air conditioner compressor	265 (27, 60)	493 - 583 (50.3 - 59.5, 110.9 - 131.2)
Power steering oil pump	With air conditioner compressor	265 (27, 60)	495 - 583 (50.5 - 59.5, 111.4 - 131.2)
	Without air conditioner compressor	265 (27, 60)	493 - 583 (50.3 - 59.5, 110.9 - 131.2)
Radiator cap relief pressure kPa (kg/cm ² , psi)		78 - 98 (0.8 - 1.0, 11 - 14)	
Cooling system leakage testing pressure kPa (kg/cm ² , psi)		157 (1.6, 23)	
Compression pressure kPa (kg/cm ² , psi)/rpm	Standard	1,226 (12.5, 178)/300	
	Minimum	1,030 (10.5, 149)/300	
High tension cable resistance		13.6 - 18.4 kΩ/m (4.15 - 5.61 kΩ/ft) at 25°C (77°F)	
Spark plug		Platinum tipped type	Conventional type
Type	Standard	PFR5G-11	BKR5E
	Hot	—	—
	Cold	PFR6G-11, PFR7G-11	BKR6E, BKR7E
Gap	mm (in)	Nominal: 1.1 (0.043)	0.8 - 0.9 (0.031 - 0.035)

FRONT WHEEL ALIGNMENT (Unladen*)

Camber	Minimum	-0°45' (-0.75°)
	Nominal	0° (0°)
	Maximum	0°45' (0.75°)
	Left and right difference	45' (0.75°) or less
Caster	Minimum	1°10' (1.17°)
	Nominal	1°55' (1.92°)
	Maximum	2°40' (2.67°)
	Left and right difference	45' (0.75°) or less
Total toe-in	Minimum	0 (0)
	Nominal	1 (0.04)
	Maximum	2 (0.08)
	Distance (A - B) mm (in)	
Angle (left plus right)	Minimum	0' (0.00°)
	Nominal	6' (0.10°)
	Maximum	12' (0.20°)
	Wheel turning angle (Full turn)	Minimum
Inside	Nominal	34°00' (34.00°)
	Maximum	35°00' (35.00°)
	Outside	Nominal

* Fuel, radiator coolant and engine oil full.
Spare tire, jack, hand tools and mats in designated positions.

REAR WHEEL ALIGNMENT (Unladen*)

Camber	Minimum	-2°03' (-2.05°)
	Nominal	-1°18' (-1.30°)
	Maximum	-0°33' (-0.55°)
Total toe-in	Minimum	0 (0)
	Nominal	4 (0.16)
	Maximum	8 (0.31)
Distance (A - B) mm (in)	Minimum	0 (0.00°)
	Nominal	24' (0.40°)
	Maximum	48' (0.80°)
	Angle (left plus right) Degree minute (Decimal degree)	

* Fuel, radiator coolant and engine oil full.
Spare tire, jack, hand tools and mats in designated positions.

CLUTCH PEDAL

Unit: mm (in)	
Pedal height	158 - 168 (6.22 - 6.61)
Pedal free play	9 - 16 (0.35 - 0.63)

BRAKE

Unit: mm (in)	
Front brake	
Pad wear limit	2.0 (0.079)
Rotor repair limit	20.0 (0.787)
Rear brake	
Pad wear limit	1.5 (0.059)
Rotor repair limit	8.0 (0.315)
Pedal free height	M/T: 151 - 161 (5.94 - 6.34) A/T: 159 - 169 (6.26 - 6.65)
Parking brake	
Number of notches*1	6 - 7

*1 At pulling force: 196 N (20 kg, 44 lb)

REFILL CAPACITIES

Unit		Liter	US measure
Coolant with reservoir		6.9	7-1/4 qt
Engine*	Drain and refill		
	With oil filter	3.4	3-5/8 qt
	Without oil filter	3.2	3-3/8 qt
	Dry engine (engine overhaul)	3.6	3-7/8 qt
Transaxle	M/T	RSS5F70A	3.0
		RSS5F70V	
	A/T	RE4F03B/W	7.0
Power steering system		0.9	1 qt
Air conditioning system	Refrigerant	0.55 - 0.65 kg	1.21 - 1.43 lb
	Compressor oil	0.2	0.68 fl oz

* For further details, see "Changing Engine Oil" in MA section.