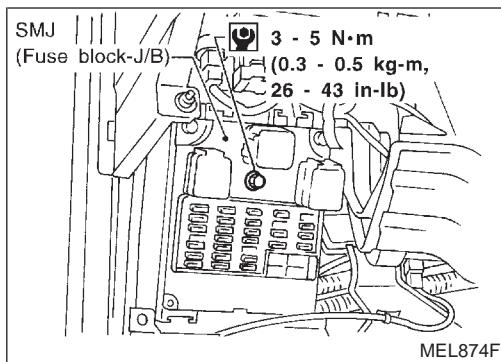


SUPER MULTIPLE JUNCTION (SMJ)

Installation



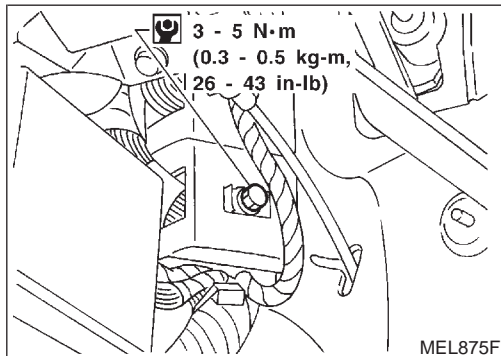
Installation

To install SMJ, tighten bolts until orange “fulltight” mark appears and then retighten to specified torque as required. NAEL0448

3 - 5 N·m
(0.3 - 0.5 kg-m, 26 - 43 in-lb)

CAUTION:

Do not overtighten bolts, otherwise, they may be damaged.



SUPER MULTIPLE JUNCTION (SMJ)

Terminal Arrangement

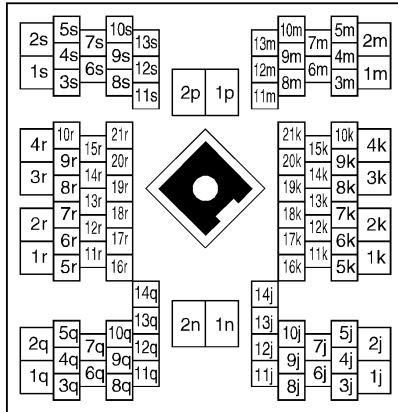
Terminal Arrangement

NAEL0449

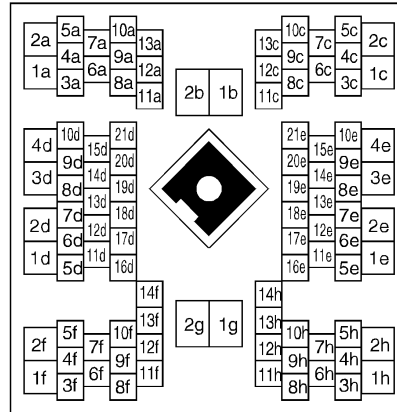
MAIN HARNESS



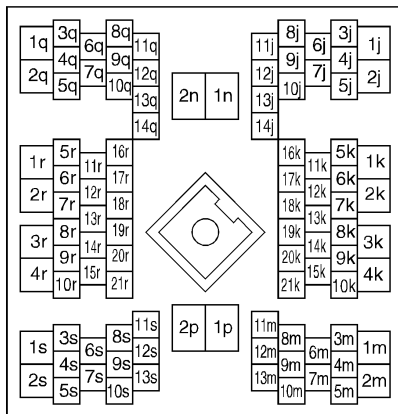
M1



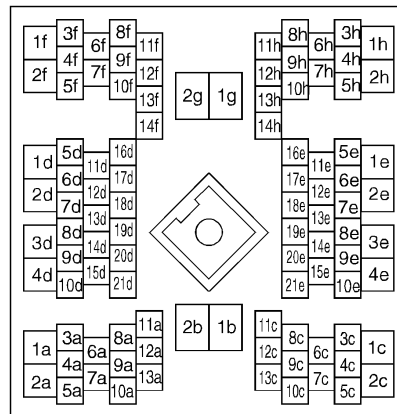
M2



E1



B1



ENGINE ROOM HARNESS

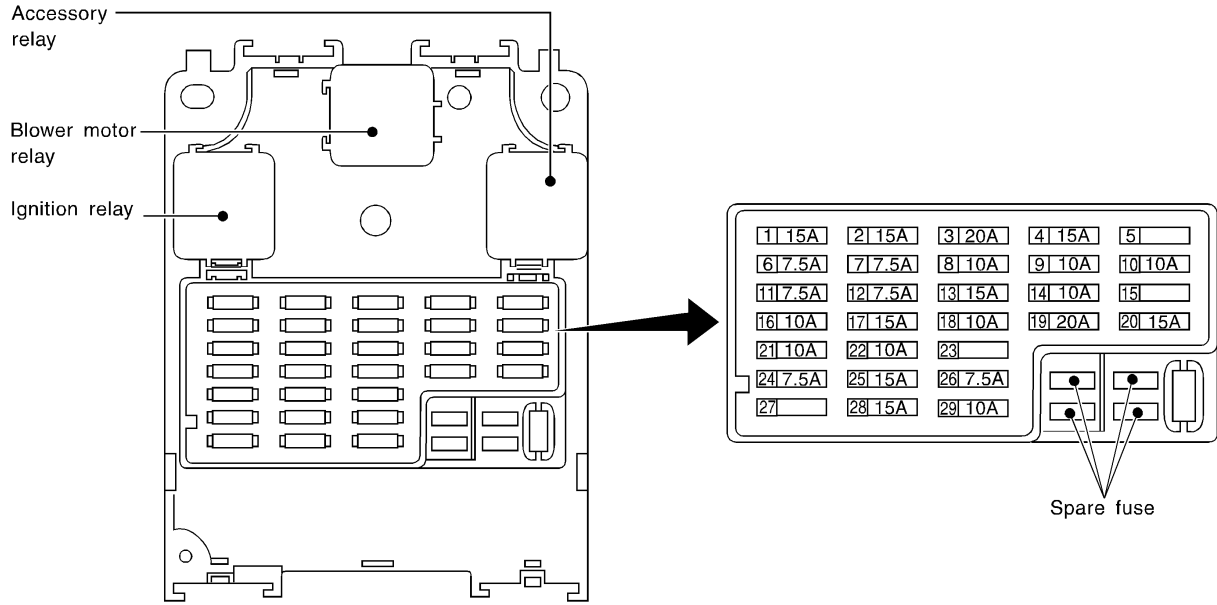
BODY HARNESS

FUSE BLOCK — JUNCTION BOX (J/B)

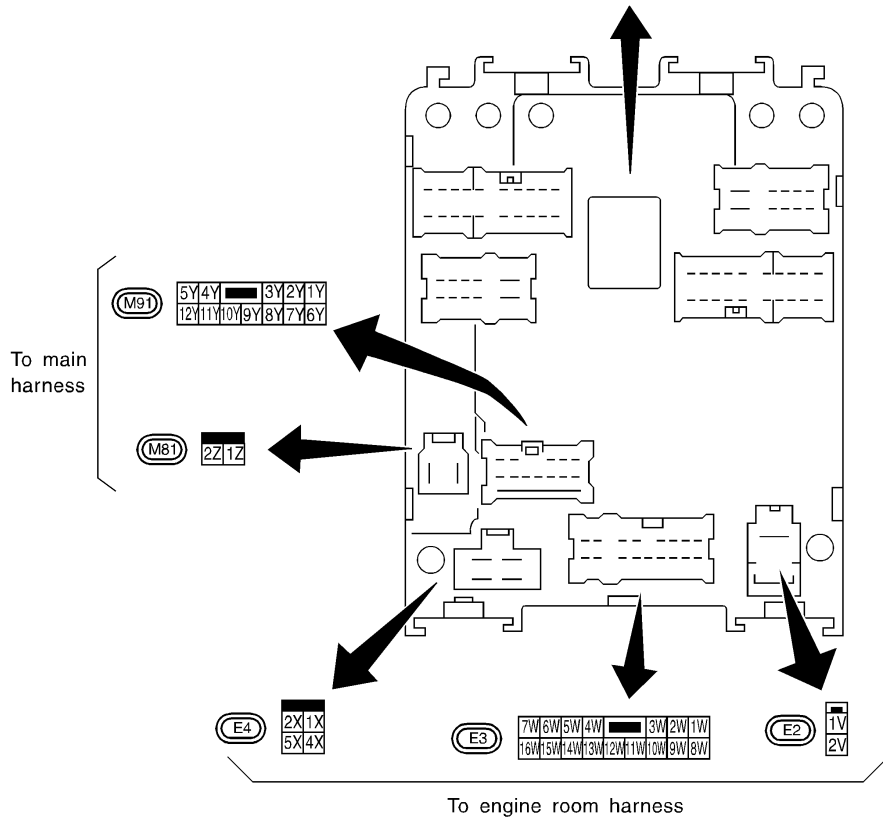
Terminal Arrangement

Terminal Arrangement

NAEL0450



To main harness (M10)



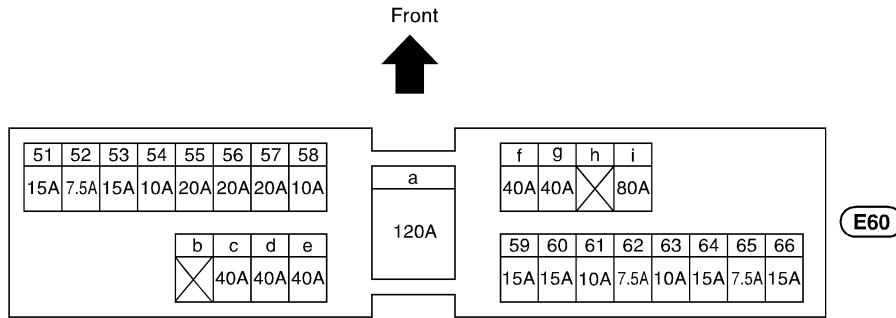
MEL066M

FUSE AND FUSIBLE LINK BOX

Terminal Arrangement

Terminal Arrangement

NAEL0451



No. 51 - 66: FUSE a - j: FUSIBLE LINK

MEL067M

ENGINE TUNE-UP DATA

Engine model	VQ35DE		
Firing order	1-2-3-4-5-6		
Idle speed	rpm	M/T	750±50
		A/T (in "N" position)	750±50
Ignition timing (degree BTDC at idle speed)	15°±2°		
CO% at idle	Idle mixture screw is preset and sealed at factory.		
Drive belt deflection (Cold)	mm (in)	Used belt	
		Limit	Deflection after adjustment
Alternator Power steering oil pump Fan		7 (0.28)	4 - 5 (0.16 - 0.20)
			3.5 - 4.5 (0.138 - 0.177)
			Deflection of new belt
Air conditioner compressor	12 (0.472)	9 - 10 (0.354 - 0.394)	8 - 9 (0.31 - 0.35)
Applied pressed force	N (kg, lb)	98 (10, 22)	
Drive belt tension adjustment (Cold)	N (kg, lb)	Used belt	
		Limit	After adjustment
Alternator Power steering pump Fan		294 (30, 66)	730 - 818 (74.4 - 83.5, 164 - 184)
			838 - 926 (85.4 - 94.5, 188 - 208)
			New belt
Air conditioner compressor	196 (20, 44)	348 - 436 (35.5 - 44.5, 78 - 98)	470 - 559 (47.9 - 57.0, 106 - 126)
Radiator cap relief pressure	kPa (kg/cm ² , psi)	78 - 98 (0.8 - 1.0, 11 - 14)	
Cooling system leakage testing pressure	kPa (kg/cm ² , psi)	157 (1.6, 23)	
Compression pressure	Standard	1,275 (13.0, 185)/300	
	Minimum	981 (10.0, 142)/300	
Spark plug	Standard	PLFR5A-11	
	Cold	PLFR6A-11	
	Hot	PLFR4A-11	

CLUTCH PEDAL

	Unit: mm (in)
Pedal height	186 - 196 (7.32 - 7.72)
Pedal free play	9 - 16 (0.35 - 0.63)

WHEEL ALIGNMENT (Unladen*)

Camber	Minimum	-0°35' (-0.58°)
	Nominal	0°10' (0.17°)
	Maximum	0°55' (0.92°)
Degree minute (Decimal degree)	Left and right difference	45' (0.75°) or less
Caster	Minimum	2°15' (2.25°)
	Nominal	3°00' (3.00°)
	Maximum	3°45' (3.75°)
Degree minute (Decimal degree)	Left and right difference	45' (0.75°) or less
Kingpin inclination	Minimum	13°35' (13.58°)
	Nominal	14°20' (14.33°)
	Maximum	15°05' (15.08°)
Degree minute (Decimal degree)		
Total toe-in	Minimum	1 (0.04)
	Nominal	2 (0.08)
	Maximum	3 (0.12)
Distance (A - B)		
mm (in)	Minimum	5' (0.08°)
	Nominal	10' (0.17°)
	Maximum	15' (0.25°)
Degree minute (Decimal degree)		
Wheel turning angle (Full turn)	Minimum	30°00' (30.00°)
	Nominal	33°00' (33.00°)
	Maximum	34°00' (34.00°)
Degree minute (Decimal degree)		
Inside	Minimum	28°00' (28.00°)
	Nominal	31°00' (31.00°)
	Maximum	32°00' (32.00°)
Degree minute (Decimal degree)		
Outside	Minimum	28°00' (28.00°)
	Nominal	31°00' (31.00°)
	Maximum	32°00' (32.00°)
Degree minute (Decimal degree)		

* Fuel, radiator coolant and engine oil full.
Spare tire, jack, hand tools and mats in designated positions.

BRAKE

	Unit: mm (in)	
Front brake	Pad wear limit	2.0 (0.079)
	Rotor repair limit	26.0 (1.024)
Rear brake	Lining wear limit	1.5 (0.059)
	Drum repair limit	296.5 (11.67)
Pedal free height	M/T	165 - 175 (6.50 - 6.89)
	A/T	175 - 185 (6.89 - 7.28)
Pedal depressed height*1	M/T	65 (2.56)
	A/T	70 (2.76)
Parking brake	Number of notches*2	6 - 8

*1 Under force of 490 N (50 kg, 110 lb) with engine running

*2 At pulling force: 196 N (20 kg, 44 lb)

REFILL CAPACITIES

	Unit	Liter	US measure
Coolant with reservoir		9.2	9-3/4 qt
Engine*	With oil filter	5.0	5-1/4 qt
	Without oil filter	4.8	5-1/8 qt
	Dry engine (engine overhaul)	6.8	7-1/4 qt
Transmission	M/T	4WD	5.1
	A/T	2WD	8.5
		4WD	
Transfer	Part-time 4WD	2.2	2-3/8 qt
	All-mode 4WD	3.0	2-5/8 qt
Differential carrier	Front	1.85	3-7/8 pt
	Rear	2.8	5-7/8 pt
Power steering system		0.9	1 qt
Air conditioning system	Refrigerant	0.45 kg	0.99 lb
	Compressor oil	0.18	6.3 fl oz

* For further details, see "Changing Engine Oil" in MA section.

FRONT WHEEL BEARING

Preload (At hub bolt) N (kg, lb)	Wheel bearing lock nut	
	Tightening torque	78 - 98 (8 - 10, 58 - 72)
	N m (kg-m, ft-lb)	
	Retightening torque after loosening wheel bearing lock nut	0.5 - 1.5 (0.05 - 0.15, 4.3 - 13.0)
	N m (kg-m, in-lb)	
	Axial end play	mm (in)
		0 (0)
	Starting force at wheel hub bolt	N (kg, lb)
		A
	Turning angle	degree
	15° - 30°	
Starting force at wheel hub bolt	N (kg, lb)	
	B	
Wheel bearing preload at wheel hub bolt	N (kg, lb)	
B - A	7.06 - 20.99 (0.72 - 2.14, 1.59 - 4.72)	