







NISSAN

PATROL 160-61

MQ Series



SERVICE MANUAL

Publication Number: SM4E0160G0

NISSAN

Model 160 & 61 Series

FOREWORD

This service manual has been prepared primarily for the purpose of assisting service personnel in providing effective service and maintenance of the model 160 & 61 series.

This manual includes procedures for maintenance, adjustments, removal and installation, disassembly and assembly of components, and trouble-shooting.

All information, illustrations and specifications contained in this manual are based on the latest product information available at the time of publication. If your vehicle differs from the specifications contained in this manual, consult your NISSAN/DATSUN dealer for information.

The right is reserved to make changes in specifications and methods at any time without notice.

SM4E0160G0

NISSAN MOTOR CO., LTD.

© 1980 NISSAN MOTOR CO., LTD.

Not to be reproduced in whole or in part without the prior written permission of Nissan Motor Company Ltd., Tokyo, Japan.


QUICK REFERENCE INDEX

GENERAL INFORMATION	GI
MAINTENANCE	MA
ENGINE MECHANICAL	EM
ENGINE LUBRICATION & COOLING SYSTEMS	LC
ENGINE FUEL	EF
EMISSION CONTROL SYSTEM	EC
ENGINE REMOVAL & INSTALLATION	ER
ENGINE CONTROL, FUEL & EXHAUST SYSTEMS	FE
CLUTCH	CL
MANUAL TRANSMISSION	MT
AUTOMATIC TRANSMISSION	AT
TRANSFER	TF
PROPELLER SHAFT & DIFFERENTIAL CARRIER	PD
FRONT AXLE & FRONT SUSPENSION	FA
REAR AXLE & REAR SUSPENSION	RA
BRAKE SYSTEM	BR
STEERING SYSTEM	ST
BODY & FRAME	BF
HEATER & AIR CONDITIONER	HA
ELECTRICAL SYSTEM	EL
SPECIAL EQUIPMENT	SE



HOW TO USE THIS MANUAL

- ▶ This Service Manual is designed as a guide for servicing vehicles.
- ▶ This manual is divided into 21 sections and deals with the engine, chassis, body and the electric system.
- ▶ This manual does not include material on the diesel engine. For information concerning the diesel engine, please refer to the following manual.
 - NISSAN/DATSUN SERVICE MANUAL MODEL SD SERIES DIESEL ENGINE
- ▶ A **QUICK REFERENCE INDEX** is provided on the first page. Refer to this index along with the index of the particular section you wish to consult.
- ▶ The first page of each section lists the contents and gives the page numbers for the respective topics.
- ▶ **SERVICE DATA AND SPECIFICATIONS** are contained in each section.
- ▶ **TROUBLE DIAGNOSES AND CORRECTIONS** are also included in each section. This feature of the manual lists the likely causes of trouble and recommends the appropriate corrective actions to be taken.
- ▶ A list of **SPECIAL SERVICE TOOLS** is included in each section. The special service tools are designed to assist you in performing repair safely, accurately and quickly.
- ▶ The measurements given in this manual are primarily expressed with the SI unit (International System of Unit), and alternately expressed in the metric system and in the yard/pound system.
- ▶ In the text, the following abbreviations are used:

S.D.S.:	Service Data and Specifications	L.H., R.H.:	Left Hand, Right Hand
 :	Tightening Torque	M/T, A/T :	Manual Transmission, Automatic Transmission
- ▶ The captions **CAUTION** and **WARNING** warn you of steps that must be followed to prevent personal injury and/or damage to some part of the vehicle.



IMPORTANT SAFETY NOTICE

The proper performance of service is essential for both the safety of the mechanic and the efficient functioning of the vehicle.

The service methods in this Service Manual are described in such a manner that the service may be performed safely and accurately.

Special service tools have been designed to permit safe and proper performance of service. Be sure to use them.

Service varies with the procedures used, the skills of the mechanic and the tools and parts available. Accordingly, anyone using service procedures, tools or parts which are not specifically recommended by NISSAN must first completely satisfy himself that neither his safety nor the vehicle's safety will be jeopardized by the service method selected.