

15

## 04 IMPREZA TRAILER HITCH INSTALLATION PRECAUTIONS

There is new cutting procedure for installing a trailer hitch on a 04 Impreza. When a technician makes the cut to the bumper fascia, caution must be taken to ensure that the plastic tabs on the left and right side of the bumper do not get cut off. The left and right side plastic tabs act as reinforcement and help hold the bumper in place.

Fig. 1 shows an Impreza wagon bumper before cutting. Fig. 1 also has a rough line drawn in to identify the line when cutting.



continued on page 2...

10

## A/C REMINDER

It's that time of year again. Time to dust off the A/C equipment. That includes checking your recycling equipment to make sure it's ready to go and that it's been **properly calibrated**.

The Technical Support Line gets calls addressing A/C performance concerns and in talking with the tech, we find that the A/C is either under or overcharged because the recycling equipment hasn't been calibrated to recharge the system properly after it was evacuated for servicing.

Another helpful hint is the Special A/C Supplement, originally published in 1994 and updated in 2000. Sure, that was a long time ago, but it contains all the information we have published on A/C and puts it in one handy source for quick reference. Plus, it's the ONLY place you can find those rare and often sought after Justy A/C wiring diagrams.

Look for it, dust it off, and study up for A/C 101.

Additional A/C information can be found in the following Service Bulletins:

**10-70-00:** 2001MY Legacy and Outback; A/C Relay Disconnection

**10-71-00:** Some 2000MY Legacy Vehicles; *Recirculation Door Actuator Noise*

**10-72-02:** All 2002-2003MY Impreza Vehicles up to VIN 3\*511336 & 3\*801514; *Countermeasure to Prevent Icing in the Evaporator on Air Conditioned Vehicles*

**10-73-02:** All 2003 Legacy and Baja Vehicles; *A/C System Relay Storage and Activation During PDI*

**10-74-02:** 2001-2002MY H-6 Legacy Vehicles; *Legacy H-6 Air Conditioner Compressor Revolution Sensor*



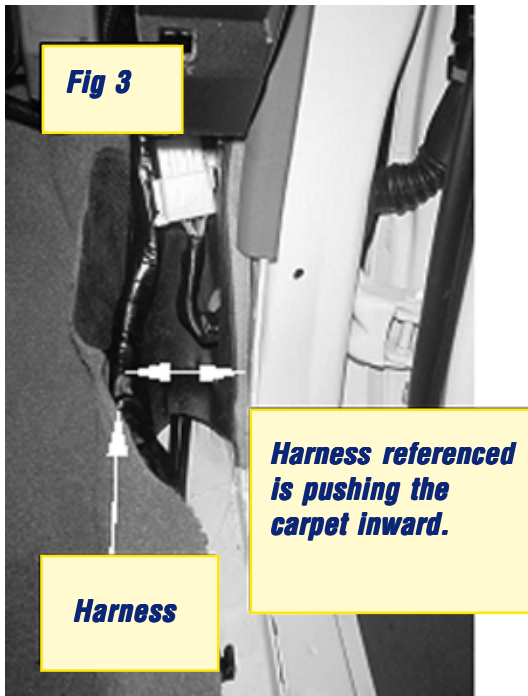
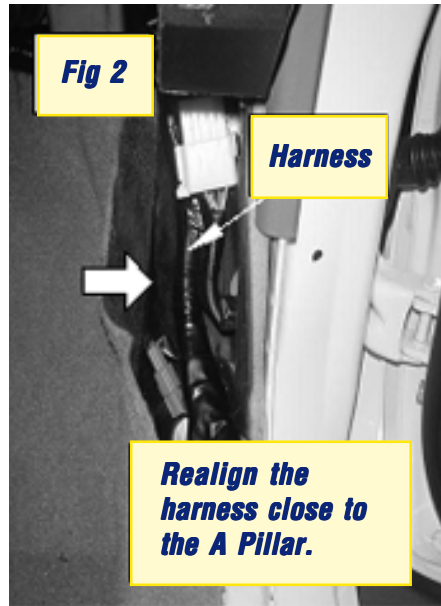

**CAUTION: VEHICLE SERVICING PERFORMED BY UNTRAINED PERSONS COULD RESULT IN SERIOUS INJURY TO THOSE PERSONS OR TO OTHERS.**

Subaru Technical Support T.I.P.S. are intended for use by professional technicians ONLY. They are written to inform those technicians of conditions that may occur in some vehicles, or to provide information that could assist in the proper servicing of the vehicle. Properly trained technicians have the equipment, tools, safety instructions, and knowhow to do the job correctly and safely. If a condition is described, DO NOT assume that this Technical Support T.I.P.S. applies to your vehicle, or that your vehicle will have that condition. Impreza, Legacy, Justy, Loyale, Outback, Forester, Subaru SVX, WRX, L.L. Bean, Baja, "Quality Driven" and "The Beauty of All Wheel Drive" are Registered Trademarks.

## Articles in This Issue

#	Description -----	Page #
10	A/C Reminder -----	1
15	04MY Trailer Hitch Installation Precautions -----	1
15	03MY Forester Carpet Staple Visible Near Side-Sill Trim Cover -----	2
15	Crossbar Parts Availability -----	3
	<b>TechTIPS Locator Index -----</b>	<b>4</b>

Only noticeable on the right front passenger side of the vehicle, a customer may have a concern with carpet staple visibility (see fig. 1, below). Please check the location of the rear harness. If the harness is aligned properly (see fig. 2), the carpet staples are located under the side-sill trim cover and cannot be visible. If you find the problem (see fig. 3), please remove the side-sill trim cover and realign the harness. You do not need to replace any parts.




**TRAILER HITCH INSTALLATION...**  
*continued from page 1*

Fig. 2 and Fig. 3 depict a finished cut and expose the right side tabs. Be sure when you cut the bumper fascia to keep the tool parallel to the ground. This avoids cutting the tabs. Some of the tools that can be used to cut the bumper fascia are pictured in fig. 4.



For complete details, please refer to the installation instructions included in the trailer hitch kit or download them from [www.subarunet.com](http://www.subarunet.com).

If you were to encounter a stripped brass insert on the rear clamp of any authorized Subaru Crossbar system, the lower clamp, lower clamp adhesive pad, and an M6 torx bolt can be ordered separately. It is not necessary to order the entire crossbar kit. For additional information regarding specific part numbers or availability, please see your parts counter representative. For specific installation instructions, please download the information from our web-site at [www.subarunet.com](http://www.subarunet.com)



E3610LS360: Baja Lower Clamp Pad  
E3610LS330: Baja Lower Clamp RH  
E3610LS340: Baja Lower Clamp LH



E3610AS740: Outback & Impreza Clamps RH/LH  
E3610LS050: Outback & Impreza Lower Clamp Pads



E361SSA040: Forester Clamp LH  
E361SSA030: Forester Clamp RH  
E361SSA060: Forester Pad Snap In

# TechTIPS LOCATOR INDEX REMINDER

This is the Summer edition of the Technical Support T.I.P.S Locator Index. The next Locator index will be printed in December 2003. Please note that this, and future editions, will contain information only going back to 1995. A previous edition, published in June 2000, contained information dating back to 1991. We hope you held on to it.

## SUBARU SERVICE TECHNICAL SUPPORT T.I.P.S. LOCATOR INDEX

### 01-GENERAL INFORMATION

PARTS QUESTIONS .....	01/95
LEGACY SERVICE MANUAL SUPPLEMENT .....	01/95
OIL LEAKS .....	01/95
OBTAINING SERVICE BULLETINS .....	03/95
DIAGNOSING NOISES OVER THE PHONE .....	03/95
HELPLINE DIAGNOSTIC INFORMATION .....	05/95
PHYSICALLY DAMAGED WARRANTY RETURNED PARTS .....	05/95
KATS WAX REMOVAL TIPS .....	06/95
THINKING, THE SERVICE MANUAL, AND THE USE OF DIAGNOSTIC FLOW CHARTS .....	06/95
VEHICLE MODEL YEAR .....	09/95
1996 SUBARU LEGACY SELECT MONITOR CARTRIDGE .....	10/95
SELECT MONITOR INFORMATION UPDATE .....	11/95
COOLER WEATHER AND DRIVEABILITY .....	11/95
TECHNICAL ASSISTANCE AND THE CDS 800 PHONE LINE .....	12/95
PART NUMBERS FOR ELECTRICAL CONDITION REPORTS AND QUALITY MONITORING REPORTS .....	12/95
TRAINING TEST ANSWERS .....	01/96
MONRONEY LABEL MISMATCHES .....	01/96
TECHNICAL HELPLINE UPDATES/SERVICE BULLETINS .....	02/96
IMPREZA KEY CODE LOCATION .....	02/96
95 & 96 POWER ANTENNA OPERATION .....	02/96
SERVICE BULLETIN VOLUME 17/UNLISTED BULLETINS .....	04/96
AIR CONDITIONING REMINDER .....	05/96
TECHNICAL SERVICE HELPLINE EFFICIENCY .....	05/96
1996 SUBARU LEGACY VIN CHANGE .....	06/96
LOCATION OF ENGINE, TRANSMISSION AND PRODUCTION DATE INFORMATION	06/96
INTERACTIVE HELPLINE UPDATES .....	07/96
1997 SUBARU LEGACY-RETRIEVAL OF OBDII CODES WITHOUT '97 SELECT MONITOR CARTRIDGE .....	08/96
ADDITIONAL 1996 SUBARU LEGACY VIN CHANGE INFORMATION .....	09/96
"BUT, IT'S NEW....." .....	09/96
97 LEGACY - INFORMATION FOR YOU .....	09/96
RETURNING YOUR CALLS .....	10/96
COOLER WEATHER AND DERIVABILITY .....	11/96
TOWING VEHICLES BEHIND MOTOR HOMES .....	02/97

FROZEN WIPER BLADES .....	02/97
TECHNICAL HELPLINE UPDATES/SERVICE BULLETINS .....	03/97
STATE I/M 240 EMISSION TESTING AND SUBARU AWD VEHICLES .....	04/97
NEW QUALITY MONITORING REPORT (QMR) FORM .....	05/97
1998 SUBARU FORESTER FACTS .....	07/97
NEW SUBARU SELECT MONITOR .....	07/97
1997 SUBARU LEGACY SERVICE MANUAL SUPPLEMENT VOLUME 7 .....	08/97
1998 SUBARU FORESTER .....	09/97
1998 SUBARU KEY CODES .....	09/97
1998 FORESTER FLAT TOWING .....	10/97
CUSTOMER PARTICULARS .....	10/97
SUBARU FORESTER PDI CONNECTORS .....	11/97
HOLIDAY SCHEDULE FOR 1998 .....	01/98
MARKING MESSAGES "URGENT" ON THE HELPLINE ANSWERING MACHINE .....	01/98
PARTS COLLECTION CANCELLATION .....	01/98
TECHNICAL HELPLINE UPDATE CHANGES .....	02/98
NEW NAME.....SAME DEDICATED SERVICE .....	02/98
TECHNICAL SUPPORT LINE CHANGES .....	02/98
30TH ANNIVERSARY/WRC EMBLEMS .....	03/98
1998 FORESTER KEY BLANKS .....	03/98
STATE EMISSION TESTING .....	07/98
SUBARU AWD VEHICLES ARE EXEMPT FROM TWO WHEEL DYNAMETER EMISSION TESTING .....	07/98
SUBARU TECHNICAL SUPPORT LINE AND INDEPENDENT REPAIR SHOPS .....	07/98
1999MY..... WHAT'S NEW .....	08/98
WE NEED TO KNOW .....	08/98
THE SUPPORT LINE AND PARTS QUESTIONS .....	08/98
COOLER WEATHER AND DRIVEABILITY .....	10/98
WE GET LETTERS .....	01/99
MAGNETIC TIP SCREWDRIVER CAUTION .....	01/99
INTERIOR TRIM TOOL .....	01/99
OTHER PROTECTION IDEAS .....	01/99
DASH NOISE .....	01/99
TECHNICAL SERVICE SUPPORT EFFICIENCY .....	02/99
LOCATION OF DATA INFORMATION FOR ENGINE, TRANS., AND PRODUCTION .....	03/99
QUALITY MONITORING REPORTS (Q.M.R.'S) AND YOU .....	03/99
WE GET LETTERS – CONTINUED .....	04/99
PARTS REPLACEMENT .....	04/99
REFERENCE MATERIALS .....	05/99
BACK TO BASICS – ONE MORE TIME .....	05/99
SUBARU NEW SELECT MONITOR REPAIRS .....	07/99
SUPPORT LINE CASE NUMBERS .....	07/99
2000MY KEY BLANKS .....	07/99
Y2K SUBARU LEGACY .....	08/99
SUPPORT LINE ANSWERING MACHINE .....	10/99
NEW AREA CODE .....	11/99
VEHICLE SERVICING .....	04/00
SUBARU WARRANTY COVERAGE CHANGES FOR 2001MY .....	05/00
2001MY FORESTER OWNER'S MANUAL CORRECTION .....	07/00



SUGGESTED MEASURING DEVICE .....	07/00
SERVICE BULLETIN 12-68-00 .....	08/00
QUALITY MONITORING REPORTS .....	08/00
REQUIRED FLUID USE FOR WARRANTY REPAIRS .....	08/00
COOLER WEATHER AND DRIVEABILITY .....	10/00
IMPREZA 2.5RS MODIFICATIONS .....	11/00
QUALITY ADVICE FORMS FOR 2001 H6 OUTBACK .....	11/00
EXPANDED SUPPORT LINE HOURS .....	01/01
PARTS COLLECTION CENTER – ADDITIONAL LOCATION .....	01/01
AYES PROGRAM PARTICIPATION .....	02/01
TOWING VEHICLES BEHIND MOTOR HOMES .....	02/01
SERVICE PUBLICATIONS NEW 1-800 NUMBER .....	02/01
BULK FLUID USAGE .....	02/01
ORDERING TECHNICIAN PATCHES .....	03/01
ANSWERING MACHINE REMINDER .....	03/01
KEY CODES – A REMINDER .....	05/01
2002MY IMPREZA SEDAN VALET KEY FUNCTION .....	09/01
SERVICE MANUAL APPLICABILITY .....	11/01
SPECIAL EDITION: 2003 FORESTER ACCESSORY INSTALLATION .....	07/02
CONTACTING THE TECHNICAL SUPPORT LINE .....	09-10/02
INFORMATION REQUESTS .....	09-10/02
2003 BAJA OWNERS MANUAL SUPPLEMENT .....	03/03
WWW.SUBARUNET.COM REMINDER .....	03/03
FADED OR GHOSTED FLUKE ORIGINAL 80 SERIES DISPLAY .....	04/03

## **02-ENGINE**

IDLE QUALITY COMPLAINTS ON '95 LEGACY .....	02/95
SYNTHETIC ENGINE OIL .....	02/95
ENGINE TESTING-BACK TO BASICS .....	04/95
SYNTHETIC LUBRICANT USAGE - UPDATED INFORMATION .....	07/95
OIL VISCOSITY CHANGE FOR 1996 SUBARU VEHICLES .....	10/95
2.5 LITER MOTOR ENGINE KNOCKING OR TAPPING NOISE .....	01/96
1997MY ENGINE NOISE .....	09/96
LEGACY 2.2L AND IMPREZA 1.8L, 2.2L ENGINE OIL FILLING .....	09/96
WELCOME TO SHIM CITY .....	10/96
NEW CAMBELT TENSIONER .....	04/97
ASSEMBLING 1997 AND NEWER ENGINES .....	08/97
MOLYBDENUM COATING ON PISTONS .....	10/97
ENGINE NOISE .....	11/97
2.5L ENGINE CYLINDER HEAD BOLT TIGHTENING SEQUENCE .....	11/97
LEGACY ENGINE BELT GUIDES .....	05/98
1996 2.5L EXHAUST VALVES .....	09/98
2.2L FRONT CRANKSHAFT OIL SEALS .....	10/98
1999 LEGACY SHORT BLOCKS .....	11/98
LEAKING FRONT CRANKSHAFT OIL SEALS .....	01/99
SIA INSTALLED ENGINE OIL .....	03/99
2000MY SPARK PLUG APPLICATION CHART (REVISED 01-31-00) .....	04/00

ENGINE NOISE WHEN COLD .....	08/00
OIL PUMPS – REPLACEMENT VS RESEALING .....	01/01
3.0L 6 CYLINDER VALVE TRAIN SERVICING .....	02/01
SUBJECT: ENGINE NOISE WHEN COLD .....	02/01
THREE BOND 1280B .....	05/01
2002MY WRX TURBO COOL DOWN PROCEDURE .....	06/01
OIL FILTERS: H-4 VERSUS H-6 ENGINES .....	03-04/02
2.0L CAMSHAFT CAP TORQUE CORRECTION .....	08/02
DOHC TURBO VALVE SPECIFICATION .....	09-10/02
SUBJECT: ENGINE NOISE WHEN COLD .....	01-02/03
RADIATOR HOSE LEAKAGE .....	01-02/03
SOA REPLACEMENT IGNITION WIRE SET .....	01-02/03
COOLANT SEEPAGE FROM WATER PUMP .....	05/03
2004 BAJA AND FORESTER TURBO ENGINE OIL FILTERS .....	05/03

### **03-DRIVE TRAIN-TRANSAXLE**

REPLACING AWD REAR WHEEL BEARINGS ON LEGACY, IMPREZA, AND SVX .....	04/95
INSPECTION OF CLUTCH FREE PLAY DURING PDI .....	07/95
AUTOMATIC IMPREZA REAR DIFFERENTIALS .....	05/96
OUTBACK GEAR RATIOS .....	05/96
WHERE'S THE HILL HOLDER? .....	10/96
INSPECTION OF CLUTCH FREE PLAY DURING PDI .....	11/96
NOISE FROM REAR AXLE OIL SEAL-LEGACY MODELS .....	01/97
97 LEGACY REAR DIFFERENTIAL CROSSMEMBER BRACKET NOISE AND VIBRATION .....	01/97
REAR DIFFERENTIAL MODIFICATIONS .....	04/97
ALL SUBARU MODELS WITH STEPPED AND FLAT FLYWHEELS .....	07/97
ADDITIONAL PARTS INFORMATION ON DIFFERENTIAL MODIFICATIONS .....	07/97
IDENTIFYING 1997 SUBARU LEGACY PROPELLER SHAFTS .....	07/97
'97 LEGACY REAR DIFFERENTIAL CROSSMEMBER BRACKET NOISE & VIBRATION .....	10/97
GREASE LEAKING FROM INNER AXLE JOINTS .....	02/98
REAR DIFFERENTIAL VENT OIL LEAKAGE .....	04/98
LEGACY ENGINE BELT GUIDES .....	05/98
1998 VEHICLES LEAKING AXLE GREASE .....	09/98
M/T CASE BOSS WEAR .....	09/98
5MT POPPING OUT OF FIRST GEAR .....	10/98
SHIFTER RATTLE .....	02/99
ALL 1999 MANUAL TRANSMISSION VEHICLES .....	03/99
TRANSMISSION/REAR DIFFERENTIAL GEAR RATIOS .....	06/99
POPPING OUT OF FIFTH GEAR .....	01/00
1999/2000MY MANUAL TRANSMISSIONS POPPING OUT OF 1ST GEAR .....	04/00
2001MY OUTBACK H6-3.0 VDC PRECAUTIONS .....	11/00
VARIABLE TORQUE DISTRIBUTION .....	05/01
ALL SUBARU REAR DIFFERENTIALS .....	10/01
USE OF CORRECT FLUIDS .....	08/02
PARTS SUPERSESSION 2002MY OUTBACK & IMPREZA 1ST DRIVEN GEAR .....	09-10/02
TRANSMISSION POPPING OUT OF 3RD GEAR .....	05/03

## 04-STEERING

STEERING RACK NOISE .....	01/97
POWER STEERING PUMP REPLACEMENT .....	03/97

## 05-SUSPENSION-WHEELS & TIRES

PROCEDURES FOR YOKAHAMA TIRE COMPLAINTS .....	02/95
NOISY IMPREZA REAR STRUTS .....	09/95
FRONT SUSPENSION NOISE, 1995/96 SUBARU LEGACY .....	04/96
IMPREZA OUTBACK TIRES .....	09/96
1996 & 1997 2.2L MANUAL TRANSMISSION EQUIPPED VEHICLES .....	09/96
ADDITIONAL TIRE INFORMATION FOR '97 IMPREZA OUTBACK .....	11/96
AXLE SHAFT GREASE .....	08/99
RECOMMENDED WINTER TIRES FOR 2000MY OUTBACK .....	01/00
2000MY OUTBACK WINTER (SNOW) TIRE INFORMATION (SUPPLEMENTAL) .....	03/00
TIRE QUESTIONS AND INFORMATION HANDLING PROCEDURES .....	09/01

## 06-BRAKES

READING ABS CODES ON EARLY SUBARU LEGACY MODELS .....	07/95
SUBARU LEGACY - ABS LIGHT ON .....	08/95
BRAKE FLUID BASICS .....	09/95
ABS AND SELECT MONITOR USAGE .....	09/95
ABS/TCS EQUIPPED LEGACY VEHICLES .....	10/95
1995/1996 SUBARU LEGACY WITH ABS .....	11/95
1996 SUBARU LEGACY EQUIPPED WITH ABS/5.3 SYSTEM .....	11/95
ABS-2E CONTROL UNITS AND ABS CODE 23 .....	12/95
VEHICLE NOT COMPLYING WITH FEDERAL AND STATE REGULATIONS .....	12/95
INTERMITTENT WHEEL SENSOR CODES IN EARLY LEGACY ABS SYSTEMS (NON ABS-2E) .....	12/95
BRAKE NOISE... WHAT IS NORMAL .....	02/96
5.3 ABS SYSTEM SERVICE MANUAL .....	06/96
COMPONENT RELOCATION WITH 5.3 ABS SYSTEM .....	06/96
ABS EQUIPPED SUBARU VEHICLES SYSTEM CHECK .....	08/96
NEW 5.3i TYPE ABS SYSTEM .....	02/97
5.3i ABS SYSTEM INFORMATION UPDATE .....	03/97
ABS 5.3i SERVICE MANUAL .....	04/97
IDENTIFYING ABS SYSTEMS .....	05/97
ABS 5.3i ABS WARNING LIGHT OPERATION .....	10/97
ABS/TCS CODE 57 .....	01/98
USE OF NON-APPROVED BRAKE ADDITIVES .....	05/98
1999 FORESTER ABS .....	02/99
BRAKE JUDDER AND NOISE; ALL MODELS .....	03/99
2002MY IMPREZA BRAKE ROTOR SCORING .....	06/01

## 07-ELECTRICAL

SPEED SENSOR 2 .....	01/95
'94 LEGACY SEAT HEATERS .....	01/95
COLD SHIFT LOCKS (IMPREZA SHIFT LOCKS THAT WON'T UNLOCK WHEN COLD) .....	02/95
1985 AND LATER L-SERIES MPFI IMPROPER ENGINE OPERATION ABOVE 2000 RPM .....	03/95



BATTERY REPLACEMENT .....	03/95
ELECTRICAL DIAGNOSIS, THE HELPLINE, AND YOU .....	04/95
BATTERY CHARGING .....	05/95
ELECTRICAL CONDITION REPORTING .....	06/95
ROM INSTALLATION .....	08/95
1M? MIN. ....	09/95
1996 SUBARU LEGACY OUTBACK FOGLAMPS .....	10/95
1995 SUBARU LEGACY OUTBACK REAR POWER OUTLET .....	11/95
IDENTIFICATION OF CAM AND CRANK SENSORS .....	07/96
1995/96 SUBARU LEGACY BLOWS FUSE SBF-2 .....	07/96
97 LEGACY POWER DOOR LOCK SYSTEM .....	09/96
STICKING OR DIFFICULT AUTO DOWN POWER WINDOW SWITCH BUTTONS (MISTAKENLY PRINTED IN SECTION 11) .....	10/96
DIAGNOSTIC TROUBLE CODE P0341 .....	10/96
LOOSE WINDOW REGULATORS .....	10/96
REAR DEFOGGER TIMER .....	03/97
LEGACY HEATER CONTROL PANEL BULBS .....	03/97
98 FORESTER TRANSIT CONNECTOR LOCATION .....	08/97
98 FORESTER TRAILER HITCH WIRING HARNESS .....	08/97
95-97 LEGACY MOISTURE ACCUMULATION IN THE HEADLIGHTS .....	04/98
2000MY LEGACY BATTERY .....	09/99
WIRING HARNESS CONNECTOR i5 .....	09/99
ELECTRICAL PROBLEMS? CHECK THE ALTERNATOR. ....	11/99
2000MY LEGACY BLOWS FUSE #5 .....	01/00
2000MY SUBARU LEGACY TURN SIGNAL OPERATION .....	02/00
2000MY LEGACY & OUTBACK VEHICLES FOGLIGHT OPERATION .....	04/00
GROUNDS, GROUNDS, GROUNDS .....	07/00
DAYTIME RUNNING LIGHTS .....	08/00
WINDSHIELD WIPER DE-ICER SYSTEM NOT WORKING .....	11/00
TURN SIGNALS FLASHING RAPIDLY .....	11/00
BLOWER MOTOR RESISTOR REPAIRS .....	01/01
IN-DASH CIGARETTE LIGHTER USAGE .....	06/01
ALTERNATOR SUPLIER UPDATE .....	08/01
LEGACY TRANSIT (D-CHECK-PLUG) CONNECTORS .....	03-04/02
FUSE 4 BLOW-OUT .....	03-04/02
LEGACY REAR WIPER OPERATION .....	03-04/02

**08-INSTRUMENT & CONTROLS**

SPEEDOMETER INACCURACIES .....	01/95
WARNING LIGHT OPERATION .....	02/95
LEGACY AND IMPREZA FUEL TANK SENDING UNITS .....	05/95
INSTRUMENT CLUSTER CIRCUIT BOARDS .....	10/96
FUEL GAUGES ON "E" .....	10/96
1998 SUBARU FORESTER/IMPREZA DIGITAL ODOMETER .....	09/97
ODOMETER POLICY .....	02/01

## 09-COOLING, FUEL, & EXHAUST SYSTEM

2.2 IMPREZA AWD FUEL SENDERS .....	04/95
REFORMULATED GASOLINES .....	05/95
LOYALE WATER PUMP LEAKS .....	07/95
MODIFIED FUEL INJECTORS .....	10/96
COOLING FAN OPERATION .....	09/97
1999 LEGACY EXCESSIVE CRANK TIME .....	03/99
VEHICLE WON'T TAKE FUEL .....	03/99
VEHICLES THAT WON'T TAKE FUEL .....	09/99
FUEL SYSTEM QUICK CONNECTOR .....	10/99
DON'T TOUCH THAT SCREW .....	01/00
SULFUR SMELL FROM THE EXHAUST .....	05/00
USE OF GENUINE AIR CLEANER ELEMENT .....	11/00
H6 EXTENDED CRANK TIME .....	01-02/02
FORESTER FUEL LINE NOISE .....	09-10/02

## 10-HEATING VENTILATION & A/C SYSTEMS

A/C REMINDER .....	05/95
PAG OILS .....	05/95
AIR CONDITIONER HOSES .....	08/95
1995 MY RHD POSTAL LEGACY AIR CONDITIONING SYSTEM .....	08/95
A/C SYSTEM DIAGNOSTIC TIPS .....	08/95
A/C TESTING FOR SYSTEM LEAKAGE .....	08/95
SVX A/C CUTTING OUT WHEN AMBIENT TEMPERATURE IS HOT; SVX ENGINE RUNNING HOT .....	09/95
SVX EVAPORATOR THERMOSENSOR, INTAKE SENSOR .....	10/95
A/C PERFORMANCE-ALL MODELS .....	10/95
REFRIGERANT RECOVERY AND RECYCLING CERTIFICATION .....	06/96
CFC R-12 SUBSTITUTE REFRIGERANTS .....	06/96
REFRIGERANT SUBSTITUTIONS WARNING .....	08/96
SVX A/C TEMPERATURE CONTROL INDICATING CENTIGRADE VS. FAHRENHEIT .....	10/96
A/C ODORS .....	05/97
'97 LEGACY A/C SEAL RING (AXIS SEAL) CHANGE .....	05/97
1998 SUBARU FORESTER DASH VENT NOISE .....	09/97
1998 SUBARU FORESTER SQUEAKING NOISE WITH A/C ON .....	09/97
DUST AND DIRT ENTERING REAR OF VEHICLE .....	11/97
SUBARU IMPREZA CENTER DASH VENT AIRFLOW .....	07/98
SUBARU A/C RETROFIT KITS .....	09/98
USE OF A/C DYES IN SUBARU AIR CONDITIONING SYSTEMS, MANUFACTURER'S RECOMMENDATIONS .....	09/98
SEASONAL REMINDER .....	05/99
A/C RETROFIT KIT INFORMATION .....	07/99
A/C INOPERATIVE – IMPREZA/FORESTER VEHICLES .....	10/99
2000MY LEGACY HEATER CONTROL CABLES .....	05/00
2001MY A/C DISCONNECT PROCEDURE .....	07/00
MODE CONTROL PANEL CHANGE .....	02/01
2001MY LEGACY EVAPORATOR THERMOSTAT PROBE LOCATION .....	07/01
LEGACY H-6 A/C COMPRESSOR'S CUTTING OUT .....	08/01
VALEO/ZEXEL A/C TXV FASTENER TORQUE SPECIFICATION .....	08/01

H-6 CLIMATE CONTROL SYSTEM INFORMATION .....	09/01
CHANGE TO 2002MY LEGACY/OUTBACK A/C INFORMATION .....	09/01
2001/2002MY LEGACY BLOWER MOTOR NOISE .....	11/01
BLOWER MOTOR NOISE .....	08/02
BLOWER MOTOR NOISE .....	01-02/03
H-6 A/C COMPRESSORS CUTTING OUT .....	04/03

## 11-EMISSION SYSTEMS

LEGACY AND IMPREZA ENGINES WITH NO INJECTION PULSE #1 CYLINDER .....	03/95
IMPREZA AIR SUCTION VALVE NOISE .....	03/95
1995 SUBARU LEGACY DTC P0505 - IDLE CONTROL SYSTEM MALFUNCTION .....	06/95
1995 SUBARU LEGACY DTC P0325 - KNOCK SENSOR CIRCUIT MALFUNCTION .....	06/95
1995 SUBARU LEGACY DTC P0130 - FRONT O2 SENSOR CIRCUIT MALFUNCTION .....	06/95
ROUGH IDLE ON MPFI VEHICLES .....	07/95
94 IMPREZA ROM SOCKETS .....	07/95
DTC P0505 IDLE CONTROL SYSTEM WHEN SOLENOID MEASURES 5? OR LESS .....	09/95
EXTREME COLD WEATHER ENGINE WARM UP AND OBD II .....	12/95
LOOSE FUEL CAPS AND TROUBLE CODE P0440 .....	07/96
1997 LEGACY WARRANTY CLAIMS FOR LOOSE FUEL CAPS .....	09/96
LEGACY (NON TURBO), SVX, AND IMPREZA ISC VALVES .....	09/96
P0440 AND LEGACY FUEL CAPS .....	11/96
BLUE VS. GRAY CONNECTORS DURING DIAGNOSIS .....	11/96
EXTREME COLD WEATHER ENGINE WARM-UP AND OBDII .....	11/96
DTC P1500 RADIATOR FAN RELAY ONE CIRCUIT .....	03/97
1997 SUBARU IMPREZA OUTBACK SPORT .....	03/97
UNDERSTANDING P0440 .....	04/97
DTC P0507-IDLE CONTROL SYSTEM RPM HIGHER THAN EXPECTED .....	05/97
CODE P0500 .....	07/97
ADDITIONAL INFORMATION REGARDING CODE P0440 .....	07/97
OBD II CYLINDER MISFIRE CODES .....	08/97
MORE P0440 INFORMATION .....	10/97
EXHAUST SMELL DURING COLD START .....	01/98
MODEL YEAR 1998 CHANGES IN P0440 EVAP OPERATION .....	1/98 & 05/98
DTC P0440 REVISITED .....	05/98
P0440 TIP .....	11/98
DTC P1507 .....	11/98
DTC P0705 DIAGNOSTICS .....	05/99
FREEZE FRAME DATA .....	08/99
EVAPORATIVE SYSTEM DIAGNOSIS .....	09/99
OBD READINESS CODES .....	11/99
P0440 1998/1999 FORESTER .....	11/99
WXV-79 ENGINE CONTROL MODULE SERVICE PROGRAM .....	11/00
FREEZE FRAME DATA .....	05/01
IGNITION COIL SERVICE PRECAUTION .....	01-02/02
2002MY LEGACY ATMOSPHERIC PRESSURE SOLENOID VALVE OPERATION .....	03-04/02
DTC P1591 2002MY IMPREZA WRX M/T .....	03-04/02
C.I.D. NUMBER FOR REPROGRAMMING .....	03-04/02

WWG-90 CAMPAIGN BULLETIN CORRECTION .....	08/02
ECM REFLASHING CLAIM CODING .....	01-02/03
DIAGNOSTIC TROUBLE CODES AFTER WWK-94 .....	05/03
ECM CALIBRATION IDENTIFICATION NUMBERS .....	05/03
ECM REFLASHING .....	05/03

## **12-BODY, GLASS, & UPHOLSTERY**

1995 SUBARU LEGACY "FLUTTERING" NOISE .....	08/95
SUBARU OUTBACK FRONT LICENSE PLATE MOUNTING KIT .....	10/95
WINTER DRIVING TIP, INTERIOR WINDOW FOGGING .....	01/96
FOGGY FILM ON WINDOWS .....	01/96
LEGACY WIND NOISE .....	02/96
WATER IN THE ROCKER PANELS .....	07/96
LOOSE BOLTS ON WINDOW REGULATORS .....	09/96
POOR DRAINAGE FROM ROCKER PANELS: 1995/96 LEGACY MODELS .....	09/96
'97 LEGACY BODY CREAKING NOISE, RH SIDE ROCKER PANEL AREA .....	02/97
PROPER OPERATION OF SEAT BELTS, ELR VS. ALR .....	08/97
NEW CUP HOLDER FOR '98MY LEGACY .....	11/97
REPLACEMENT WIPER BLADE REFILLS .....	09/98
IMPROPER DRIVER'S SIDE WINDOW OPERATION .....	10/98
1999MY IMPREZA WIND NOISE .....	01/99
BUMPER COVER INSTALLATION TIP .....	02/99
FRONT SEAT TRACKS .....	04/99
1999 FORESTER RADIO ANTENNA .....	04/99
TETHER ANCHOR POINTS 1995 – 1999MY LEGACY SEDAN/SUS .....	07/99
2000MY LEGACY FRONT LICENSE PLATE MOUNTING .....	09/99
2000MY WIPER WASHER SYSTEM .....	09/99
UPHOLSTERY ITEMS – REPAIR/REPLACE .....	10/99
FORESTER TAILGATE SQUEAKS/RATTLES/POPPING .....	11/99
METALLIC WINDOW TINT FILMS .....	04/00
FRONT LICENSE PLATE MOUNTING FOR 2001MY FORESTER .....	04/00
WIND NOISE/CROSSBAR INSTALLATION .....	08/00
INOPERATIVE WINDSHIELD WASHERS .....	02/01
WRX ALUMINUM HOOD PRECAUTION .....	10/01
2002MY IMPREZA SEDAN TRUNK LOCK CYLINDER .....	01-02/02
WINDSHIELD WIPER WASHER CONNECTION .....	11/02
SOUND DAMPENING PAD .....	04/03

## **13-PAINT**

'95 LEGACY OUTBACK PAINT .....	01/95
CORRECTION TO SERVICE BULLETIN 13-67-95R .....	11/95
HELPLINE UPDATE .....	01/96
WATER SPOTTING ON PAINTED SURFACES .....	09/96
PAINT PROCEDURES FOR SUBARU BUMPERS .....	08/01

## 14-SPECIAL TOOLS

SELECT MONITOR REPAIR .....	11/96
2001MY SUBARU FORESTER SELECT MONITOR CARTRIDGE .....	02/00
NEW SELECT MONITOR REPAIRS – AN UPDATE .....	11/00
NEW SELECT MONITOR CARTRIDGE .....	01/01
SUBARU FUEL INJECTOR CLEANER TOOL .....	05/01
SELECT MONITOR CABLES .....	10/01
SELECT MONITOR IMAGE LOADER SOFTWARE/HARDWARE .....	03-04/02
OXYGEN SENSOR REMOVING TOOL .....	01-02/03
2003MY IMPREZA SELECT MONITOR CARTRIDGE APPLICATION .....	01-02/03

## 15-ACCESSORY

IMPREZA ACCESSORY .....	01/95
HUBCAPS .....	01/95
ACCESSORY "OUTBACK" WHEEL COVERS .....	03/95
1995 SUBARU LEGACY FRONT END COVER (BRA) .....	03/95
INSTALLING IMPREZA FOG LAMP KITS .....	03/95
CRUISE CONTROL AND THE USE OF THE SELECT MONITOR .....	04/95
1995 LEGACY CRUISE CONTROL CORRECTIONS .....	04/95
1995 LEGACY LSi SECURITY SYSTEM MODULE I/O CHART .....	04/95
1995 LEGACY S/W ACCESSORY FORK MOUNT BIKE CARRIER .....	05/95
IMPREZA FOGLIGHT INSTALLATION .....	05/95
RADIO NOISE .....	06/95
1995 SUBARU LEGACY LSi ALARM SYSTEM .....	06/95
1995 SUBARU LEGACY CRUISE CONTROL .....	06/95
TESTING CRUISE CONTROL PUMPS .....	09/95
INSTALLATION OF SUBARU IMPREZA 'LX' S/W REAR SPOILER .....	09/95
1995 SUBARU LEGACY WITH PANASONIC RADIOS .....	11/95
1995/1996 SUBARU IMPREZA & LEGACY CRUISE CONTROL APPLICATIONS .....	11/95
ALLOY WHEEL CENTER CAPS .....	12/95
IMPREZA ACCESSORY FOGLAMP KIT PART NUMBER H4510FA100 FUSE LOCATION AND WIRING CHANGES FOR '96MY .....	12/95
OUTBACK TRAILER HITCH PART NUMBER L1010AS000 CHANGE IN TORQUE SPEC .....	12/95
CRUISE CONTROL FOR 2.2 LITER '96MY IMPREZA MANUAL TRANS VEHICLES .....	12/95
CRUISE CONTROL FOR NEWER LEGACY MODELS .....	12/95
LEGACY REMOTE KEYLESS ENTRY SYSTEM .....	12/95
LEGACY KEYLESS ENTRY DIAGNOSIS .....	01/96
LEGACY ACCESSORY KEYLESS ENTRY SYSTEM .....	01/96
LEGACY ROOF RACK INSTALLATION INFORMATION .....	02/96
INSTALLATION INSTRUCTION SUPPLEMENT FOR 96MY IMPREZA FOGLAMP KIT #H4510FA100 .....	04/96
INTERIOR LIGHTS STAY ON LEAVING CAR .....	04/96
'95 & UP LEGACY LSi KEYLESS REMOTE SYSTEM .....	04/96
KEYLESS ENTRY ERRATIC TRANSMITTER OPERATION .....	05/96
MODIFICATION TO KEYLESS ENTRY SYSTEM INSTRUCTIONS .....	05/96
REVISED 1996 1/2 AND 1997 LEGACY CRUISE CONTROL SUPPLEMENTAL INSTALLATION INSTRUCTIONS .	07/96
1995/96 SUBARU LEGACY W/POWER ANTENNA .....	08/96
'97 LEGACY KEYLESS ENTRY .....	08/96

LEGACY OUTBACK TRAILER HITCH HARNESS .....	08/96
LEGACY OUTBACK CROSSBAR INSTALLATION TIPS .....	08/96
LEGACY LSi SECURITY SYSTEM .....	10/96
1996 IMPREZA ACCESSORY KEYLESS ENTRY KIT H7110FS000 .....	01/97
1997 IMPREZA ACCESSORY CRUISE CONTROL .....	01/97
OUTBACK ROOF RACK CROSSBAR BOLT PART NUMBER CORRECTION .....	01/97
LEGACY SUBWOOFER/PREAMP, P/N H6300AS030 .....	02/97
LEGACY OUTBACK TRAILER HITCH WIRING HARNESS .....	02/97
LEGACY KEYLESS ENTRY WITH SECURITY UPGRADE .....	02/97
CORRECTION TO INSTALLATION INSTRUCTIONS FOR KEYLESS ENTRY KITS H7110AS000 AND H7110AS300 FOR 1995 AND 1996 LEGACY .....	02/97
1997MY IMPREZA KEYLESS ENTRY KIT H7110FS000 WITH INCORRECT WIRING HARNESS .....	02/97
1997MY LEGACY KEYLESS ENTRY/SECURITY SYSTEM PROGRAMMING BUTTON LOCATIONS .....	02/97
1997 LEGACY KEYLESS ENTRY & SECURITY UPGRADE MODIFICATIONS .....	03/97
LEGACY KEYLESS ENTRY/SECURITY SYSTEM UPGRADE .....	04/97
'97 IMPREZA FOGLAMP INSTALLATION TIPS FOR KIT #H4510FA200 .....	05/97
1997 LEGACY; PROGRAMMING REPLACEMENT KEYLESS ENTRY CONTROL UNIT .....	07/97
NEW CD CHANGER INSTALLATION PROCEDURES .....	08/97
FORESTER REMOVABLE ANTENNA .....	09/97
1996 SUBARU LEGACY KEYLESS ENTRY SYSTEM NOT OPERATING CORRECTLY .....	09/97
SUBARU KEYLESS ENTRY BATTERIES .....	09/97
ACCESSORY GAUGE PACK INFORMATION .....	10/97
1998 FORESTER KEYLESS ENTRY SYSTEM INFORMATION .....	10/97
1998 IMPREZA CRUISE CONTROL CONNECTOR .....	01/98
KEYLESS ENTRY SYSTEM OPERATION .....	01/98
FORESTER ACCESSORY BRUSH GUARD .....	01/98
1998 IMPREZA FOGLIGHT KIT #H4510FA200 .....	02/98
1998 SUBARU FORESTER POWER MIRROR KIT .....	03/98
UPDATE OF KEYLESS ENTRY BULK HEAD HARNESS CHANGE .....	04/98
KEYLESS ENTRY/ALARM SYSTEM UPGRADE .....	04/98
1998 IMPREZA FOGLIGHT KIT #H4510FA200/220 CORRECTION .....	04/98
SUBARU KEYLESS ENTRY/SECURITY SYSTEM REFERENCE GUIDE .....	04/98
SUBARU ACCESSORY INSTALLATION MANUAL .....	04/98
PROGRAMMING SVX ALARM SYSTEMS .....	04/98
1998 SUBARU FORESTER POWER MIRROR KIT P/N CORRECTION .....	05/98
LEGACY STATION WAGON AUDIO HARNESS .....	05/98
ACCESSORY OPERATOR INSTRUCTIONS FOR 1999MY .....	07/98
1999MY LEGACY ACCESSORY CHANGES AND CORRECTIONS .....	07/98
REAR DIFFERENTIAL PROTECTOR .....	08/98
POOR AM RADIO RECEPTION ON FORESTER VEHICLES .....	10/98
1999MY LEGACY ACCESSORY CRUISE CONTROL .....	11/98
KEYLESS ENTRY/SECURITY SYSTEM TRANSMITTER BATTERIES .....	01/99
1999 CAL. SPEC. IMPREZA SECURITY KIT AVAILABILITY .....	01/99
SHOCK SENSOR MOUNTING FOR FORESTER/IMPREZA WITH SECURITY UPGRADE .....	01/99
KEYLESS ENTRY INTO 1999 FORESTER VEHICLES WITH 'ALL WEATHER PACKAGE' .....	01/99
KEYLESS AND SECURITY SYSTEM QUALITY IMPROVEMENTS .....	01/99
1999MY FORESTER RADIO NOISE/POOR RECEPTION .....	04/99



1999MY FORESTER – CLICKING NOISE FROM RIGHT FRONT SPEAKER .....	05/99
ALPINE KEYLESS ENTRY WITH SECURITY UPGRADE SYSTEM OPERATION REMINDER .....	07/99
LIGHTED MIRROR SUNVISOR REPLACEMENT BULBS .....	08/99
NO RADIO VOLUME – 2000MY LEGACY LIMITED MODEL WAGONS .....	08/99
1999/2000MY LEGACY ALPINE KEYLESS ENTRY/SECURITY SYSTEM DOME LIGHT OPERATION .....	10/99
TRAILER HITCH BIKE ATTACHMENT .....	11/99
2000MY LEGACY REAR SPOILER .....	11/99
AUTO DIMMING MIRROR/COMPASS .....	01/00
REAR GATE BAR P/N E7510LS001 2000MY LEGACY WAGONS .....	05/00
COMPASS MIRROR 2000MY LEGACY/2001MY FORESTER .....	05/00
ELECTROCHROMIC COMPASS MIRROR .....	05/00
ACCESSORY INSTALLATION INSTRUCTIONS ON WEB .....	05/00
CD PLAYER/CHANGER VISUAL REFERENCE .....	05/00
PERFORMANCE GAUGE PACK OPERATION .....	05/00
2000MY LEGACY/OUTBACK HOOD DEFLECTOR ‘W’ CLIPS INSTALLATION .....	07/00
REPLACING A KEYLESS ENTRY TRANSMITTER BATTERY .....	08/00
2001MY FORESTER FRONT SPLASH GUARD INSTALLATION (P/N J1010FC000) .....	08/00
ACCESSORY BLOCK HEATERS .....	10/00
INTERNAL TRUNK RELEASE HANDLE .....	01/01
2002MY IMPREZA ACCESSORY APPLICATION – COMPASS MIRROR .....	03/01
2002MY IMPREZA TRAILER HITCH P/N L1010SS000 .....	03/01
2002MY WRX/IMPREZA TECH T.I.P.S. SPECIAL EDITION .....	03/01
CROSS BAR POSITIONING .....	05/01
SHORT THROW SHIFTER .....	05/01
ACCESSORY UPDATES .....	07/01
TITANIUM SHIFT KNOB (P/N C1010FA100) SHIFT EMBLEM LOCATION .....	09/01
WRX PERFORMANCE GAUGE PACK .....	10/01
IMPREZA SEDAN SPOILER INSTALLATION TIPS .....	10/01
FORESTER SPLASH GUARD INSTALLATION TIPS .....	10/01
WRX STEERING COLUMN MOUNTED BOOST GAUGE .....	11/01
2002MY IMPREZA SUBWOOFER/AMPLIFIER COMPATIBILITY .....	11/01
2002MY IMPREZA FRONT UNDER SPOILER INSTALLATION CHANGE .....	01-02/02
2002MY WRX FRONT END COVER .....	01-02/02
2002MY IMPREZA 120 WATT SUBWOOFER BRACKET CHANGE .....	01-02/02
EC COMPASS MIRROR CALIBRATION .....	03-04/02
BAJA BED EXTENDER .....	09-10/02
SEAT HEATER INFORMATION .....	03/03
NEW BAJA/LEGACY HOOD DEFLECTOR INSTALLATION .....	03/03
IMPREZA SEDAN SPOILER CHANGES .....	05/03
BAJA BED COVER REPLACEMENT .....	05/03
 <b>16-AUTOMATIC TRANSMISSION</b>	
ECVT LOSS OF LINE PRESSURE .....	03/95
95MY 4EAT VEHICLE NOISE .....	05/95
1995 SUBARU LEGACY/IMPREZA SHIFT LOCK DIAGNOSIS .....	09/95
4EAT LOW OR ERRATIC LINE PRESSURE .....	09/95
REPEAT ECVT ECU FAILURES .....	10/95

CORRECT AXLE RATIOS .....	11/95
OVER-CAUTIOUS NOVEMBER UPDATE "CORRECT AXLE RATIOS" INFORMATION .....	12/95
1996 SUBARU LEGACY ATF COOLER HOSE RE-ROUTING .....	02/96
CHANGE IN CONFIGURATION OF 4EAT PINION SHAFT .....	04/96
4EAT DELAYED ENGAGEMENT INTO DRIVE WHEN WARM .....	05/96
MANUAL ROM ID...ERROR 3 .....	05/96
4EAT AWD EXTENSION CASE ROLLER BEARING REMOVAL .....	07/96
4EAT SYSTEMS DIAGNOSIS .....	07/96
4EAT TRANSMISSION BINDING IN TURNS .....	08/96
LATE (1995) & 1996MY TRANSFER CLUTCH CHATTER .....	09/96
LIMITED SLIP ADDITIVE .....	11/96
4EAT COLD WEATHER OPERATION .....	11/96
4EAT SPEED SENSORS .....	04/97
CHECKING TIRE PRESSURES AT PDI .....	05/97
REMANUFACTURED TRANSAXLE PROGRAM .....	07/97
VEHICLE ENGINE RPM GOES TO ZERO WHEN COMING TO A STOP .....	08/97
1998 SUBARU IMPREZA FWD FUSE HOLDER .....	11/97
REAR AXLE BINDING ON TURNS - (ONE MORE TIME) .....	01/98
1999 2.2L 4EAT SUBARU LEGACY MODELS HARSH DOWNSHIFTING .....	09/98
1999 4EAT TRANSMISSION OPERATION .....	10/98
TRANSMISSION REPAIRS OR REPLACEMENTS .....	04/99
TRANSMISSION CONTROL UNITS (TCM) PART NUMBERS .....	09/99
1999MY AND LATER (SECOND GENERATION 4EAT) TROUBLE CODES .....	02/00
4EAT TORQUE BIND .....	11/01
PHASE 2 4EAT (1999 TO PRESENT) REPAIRS .....	03-04/02
4EAT REMANUFACTURED TRANSAXLE PROGRAM – A REMINDER .....	08/02
REMANUFACTURED TRANSMISSION PAPERWORK PACKETS .....	09-10/02
2003MY 4EAT DIFFERENTIAL DRAIN PLUG .....	11/02
2003MY LEGACY 2.5GT SPORT SHIFTER COLD WEATHER OPERATION .....	01-02/03
SLOPE CONTROL CHANGE FOR 2003-2004MY VEHICLES .....	04/03

## **17-SRS AIR BAG**

1995 SUBARU LEGACY PASSENGER SRS .....	06/95
DIAGNOSING SRS (AIR BAG) CODES .....	07/95
REMOVAL OF PASSENGER'S AIR BAG MODULE .....	04/96
DEPLOYED SRS AIR BAGS .....	06/96
PASSENGER'S SIDE AIR BAG .....	11/96
DEPOWERED AIR BAGS .....	02/98
ALL 1998 MODEL AIR BAG APPLICABILITY .....	03/98
AVAILABILITY OF RETROFIT AIR BAG 'ON - OFF' SWITCHES .....	08/98
SUBARU VEHICLES EQUIPPED WITH SRS SIDE AIRBAGS .....	08/00
10 YEAR SRS INSPECTIONS .....	08/00
DIAGNOSING SRS (AIR BAG) CODES .....	10/00
SUBARU VEHICLES EQUIPPED WITH SRS SIDE AIRBAGS .....	07/01
2002MY IMPREZA SRS HARNESS CHANGE .....	10/01

## 18-SERVICE MANUAL CORRECTIONS

1995 SUBARU LEGACY SERVICE MANUAL CORRECTIONS .....	03/95
1995 LEGACY SERVICE MANUAL REVISION .....	07/95
1996 LEGACY SERVICE MANUAL SUPPLEMENT .....	09/95
IMPREZA SERVICE MANUAL SUPPLEMENT .....	12/95
SERVICE BULLETIN MANUAL AND SERVICE HELPLINE UPDATE SUPPLEMENT .....	12/95
1998 IMPREZA SERVICE MANUAL .....	11/97
COPYING PAGES FROM SERVICE MANUALS .....	03/98
CORRECTION TO SUBARU FORESTER SERVICE MANUAL .....	04/98
EVAPORATIVE SYSTEM DIAGNOSIS T.R.B. CORRECTIONS .....	08/99
2000MY SUBARU LEGACY AND IMPREZA SERVICE MANUALS .....	01/00
REAR WHEEL ALIGNMENT SPECIFICATION CORRECTION .....	01/00
2000MY SUBARU LEGACY SERVICE MANUAL CORRECTION .....	02/00
SERVICE BULLETIN 13-74-00 CORRECTION .....	08/00
SERVICE MANUAL CORRECTIONS, 2001MY FORESTER AND LEGACY .....	08/00
SERVICE MANUAL CORRECTION 2001MY LEGACY .....	08/00
CORRECTION TO SERVICE BULLETIN 10-70-00 .....	03/01





**2003 CALENDAR OF  
SUBARU HOLIDAYS**

**New Year's Day**

Wednesday, January 1, 2003

**Presidents' Day**

Monday, February 17, 2003

**Memorial Day**

Monday, May 26, 2003

**Independence Day**

Friday, July 4, 2003

**Labor Day**

Monday, September 1, 2003

**Thanksgiving**

Thursday, November 27, 2003

Friday, November 28, 2003

**Christmas**

Thursday, December 25, 2003

Friday, December 26, 2003

**New Year's Day**

Thursday, January 1, 2004

***TechTIPS* INPUT & SUGGESTIONS**

This is **your** chance to offer suggestions for use in future issues of *TechTIPS*!

**MODEL:** \_\_\_\_\_

**YEAR:** \_\_\_\_\_

**VIN:** \_\_\_\_\_

**Description of situation encountered:** \_\_\_\_\_

\_\_\_\_\_

\_\_\_\_\_

**Your suggestion for repair procedure, product improvements, etc.:**

\_\_\_\_\_

\_\_\_\_\_

\_\_\_\_\_

\_\_\_\_\_

\_\_\_\_\_

Please attach separate sheets, if necessary. You may also want to include Service Manual diagrams or references, or your own drawings to assist in describing your suggestion. All information submitted becomes the property of Subaru of America, Inc. Permission is granted to Subaru of America, Inc. to print your name and suggestions in T.I.P.S. and other Subaru of America, Inc. publications. Mail items to: PO Box 6000, Cherry Hill, NJ 08034-6000.

**Your Name:** \_\_\_\_\_ **Signature:** \_\_\_\_\_

**Dealer's Name:** \_\_\_\_\_ **City:** \_\_\_\_\_

**Date:** \_\_\_\_\_ **Dealer Code:** \_\_\_\_\_