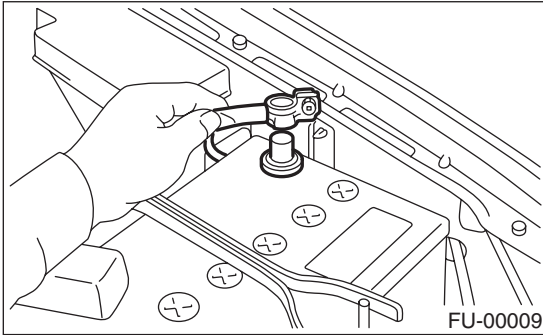


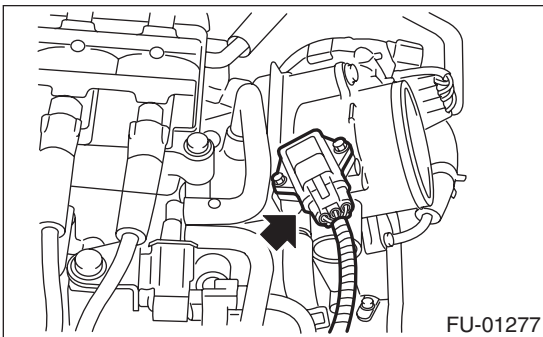
## 9. Pressure Sensor

### A: REMOVAL

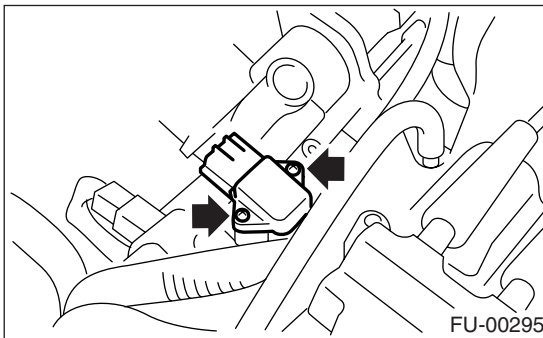
1) Disconnect ground cable from battery.



2) Disconnect connector from pressure sensor.



3) Remove pressure sensor from throttle body.



### B: INSTALLATION

Install in the reverse order of removal.

NOTE:

Replace O-ring with a new one.

**Tightening torque:**

**1.6 N·m (0.16 kgf-m, 1.2 ft-lb)**

