

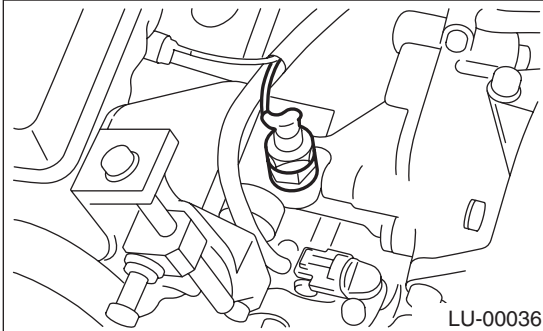
# OIL PRESSURE SWITCH

LUBRICATION

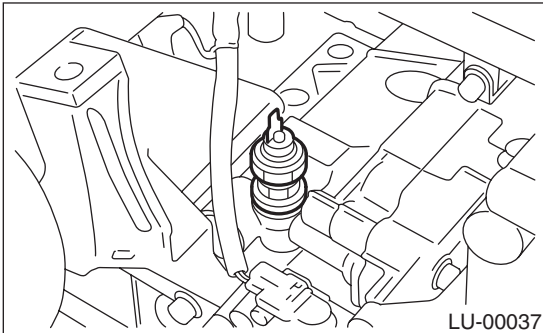
## 6. Oil Pressure Switch

### A: REMOVAL

- 1) Remove generator from bracket. <Ref. to SC(H4SO)-15, REMOVAL, Generator.>
- 2) Disconnect terminal from oil pressure switch.



- 3) Remove oil pressure switch.



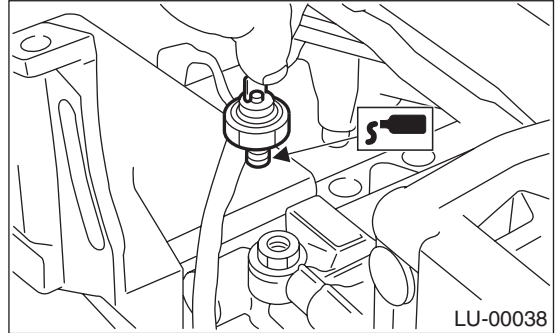
### B: INSTALLATION

- 1) Apply fluid gasket to oil pressure switch threads.

**Fluid gasket:**

**Part No. 004403042**

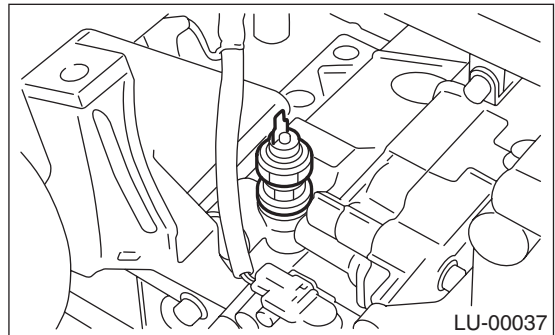
**THREE BOND 1324 or equivalent**



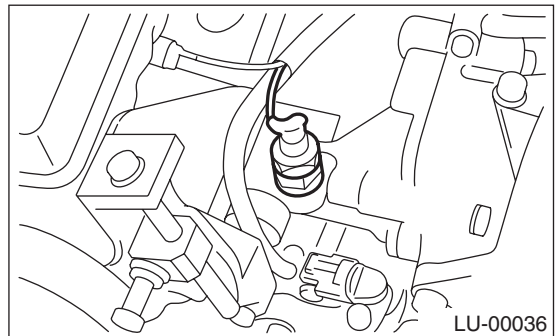
- 2) Install oil pressure switch onto engine block.

**Tightening torque:**

**25 N-m (2.5 kgf-m, 18.1 ft-lb)**



- 3) Connect terminal of oil pressure switch.



- 4) Install generator on bracket. <Ref. to SC(H4SO)-15, INSTALLATION, Generator.>

### C: INSPECTION

Make sure oil does not leak or seep from where the oil pressure switch is installed.