

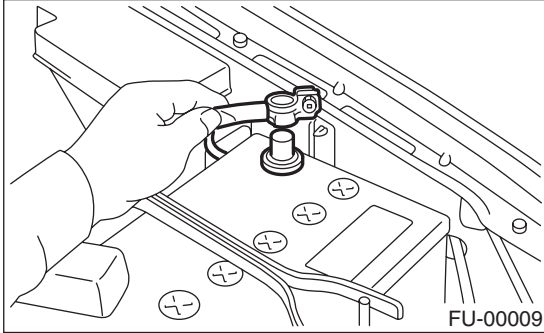
THROTTLE BODY

FUEL INJECTION (FUEL SYSTEMS)

2. Throttle Body

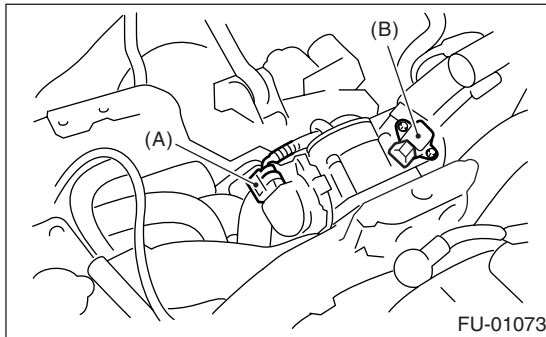
A: REMOVAL

1) Disconnect the ground cable from battery.

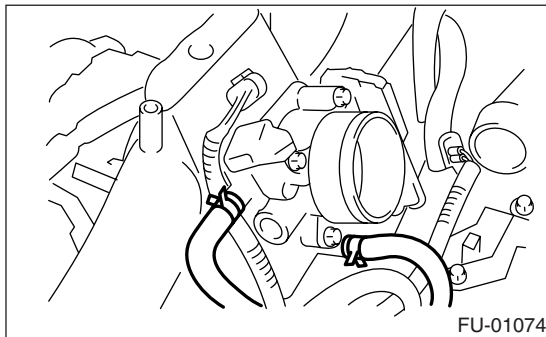


2) Remove the intercooler. <Ref. to IN(H4DOTC)-10, REMOVAL, Intercooler.>

3) Disconnect the connector from the throttle position sensor (A) and manifold absolute pressure sensor (B).



4) Disconnect the engine coolant hoses from the throttle body.



5) Remove the bolts which secure the throttle body to intake manifold.

B: INSTALLATION

Install in the reverse order of removal.

NOTE:

Always use a new gasket.

Tightening torque:

8 N·m (0.8 kgf-m, 5.8 ft-lb)

