

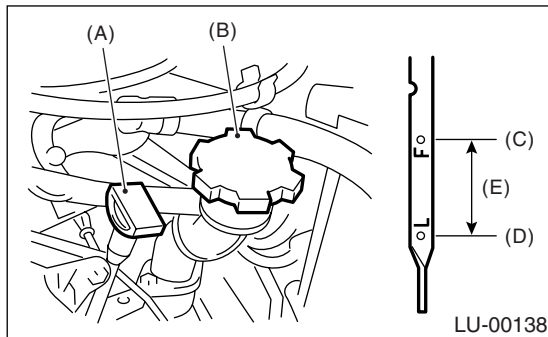
3. Engine Oil

A: INSPECTION

- 1) Park the vehicle on a level surface.
- 2) Remove the oil level gauge and wipe it clean.
- 3) Reinsert the level gauge all the way. Be sure that the level gauge is correctly inserted and in proper orientation.
- 4) Remove it again and note the reading. If the engine oil level is below the "L" line, add oil to bring the level up to "F" line.
- 5) After turning off the engine, wait a few minutes for oil to drain back into the oil pan before checking the level.
- 6) Just after driving or while the engine is warm, engine oil level may show in the range between the "F" line and notch mark. This is caused by thermal expansion of engine oil.

NOTE:

To prevent overfilling the engine oil, do not add oil above "F" line when the engine is cold.



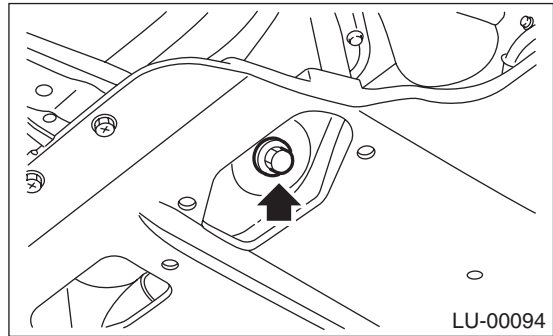
- (A) Oil level gauge
- (B) Engine oil filler cap
- (C) Upper level
- (D) Lower level
- (E) Approx. 1.0 l (1.1 US qt, 0.9 Imp qt)

B: REPLACEMENT

- 1) Open the engine oil filler cap for quick draining of engine oil.
- 2) Drain the engine oil by loosening the engine oil drain plug.

NOTE:

Use a tray to collect oil.



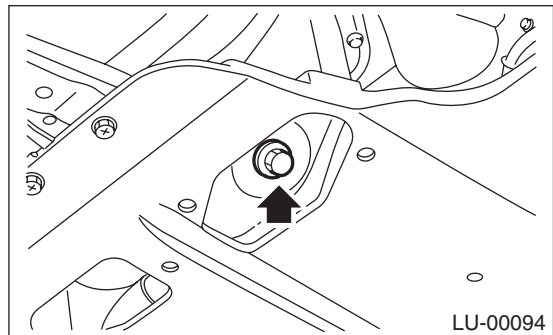
- 3) Replace the drain plug gasket.
- 4) Tighten the engine oil drain plug after draining engine oil.

NOTE:

Use new drain plug gasket.

Tightening torque:

44 N·m (4.5 kgf·m, 32.5 ft·lb)



- 5) Install the service hole cover.
- 6) Using engine oil of proper quality and viscosity, fill it through the oil filler duct up to upper level on level gauge. Make sure that the vehicle is placed level when checking oil level. Use the engine oil of proper quality and viscosity, selected in accordance with the table in figure.

Recommended oil:

<Ref. to LU(H4DOTC)-2, SPECIFICATIONS, General Description.>

Engine oil capacity:

Upper level

4.0 l (4.2 US qt, 3.5 Imp qt)

Lower level

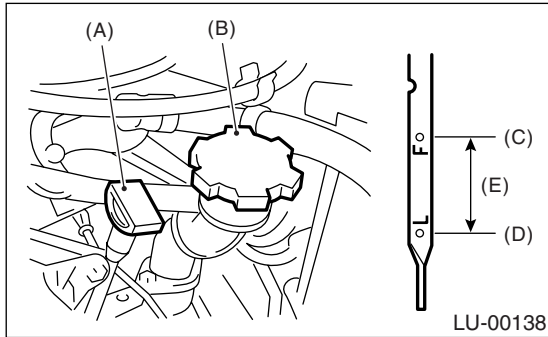
3.0 l (3.2 US qt, 2.6 Imp qt)

- 7) Close the engine oil filler cap.
- 8) Start the engine and warm it up for a time.

ENGINE OIL

LUBRICATION

9) After the engine stops, recheck the oil level. If necessary, add engine oil up to the upper level on level gauge.



- (A) Oil level gauge
- (B) Engine oil filler cap
- (C) Upper level
- (D) Lower level
- (E) Approx. 1.0 ℓ (1.1 US qt, 0.9 Imp qt)