

# AIR BREATHER HOSE

AUTOMATIC TRANSMISSION

## 25. Air Breather Hose

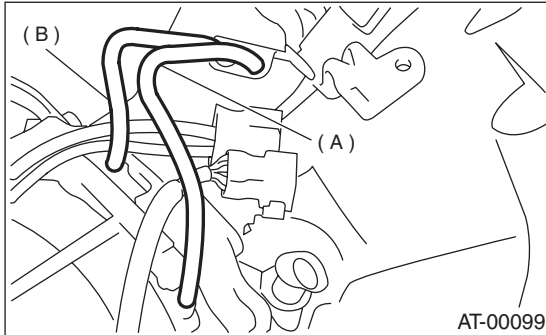
### A: REMOVAL

1) Remove the air cleaner case or air intake chamber. (Non-TURBO model)  
<Ref. to IN(H4SO)-6, REMOVAL, Air Cleaner Case.>

2) Remove intercooler. (TURBO model)  
<Ref. to IN(H4DOTC)-10, REMOVAL, Intercooler.>

3) Disconnect the air breather hoses.

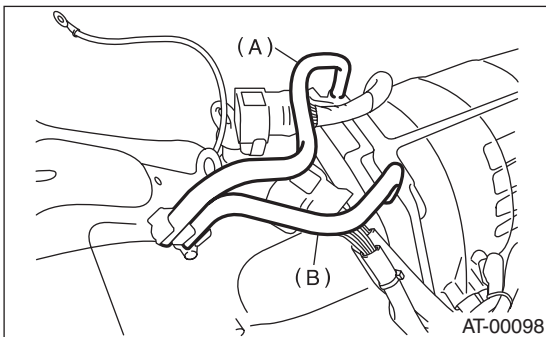
• NON-TURBO MODEL



(A) Air breather hose (Transmission case)

(B) Air breather hose (Oil pump housing)

• TURBO MODEL



(A) Air breather hose (Transmission case)

(B) Air breather hose (Oil pump housing)

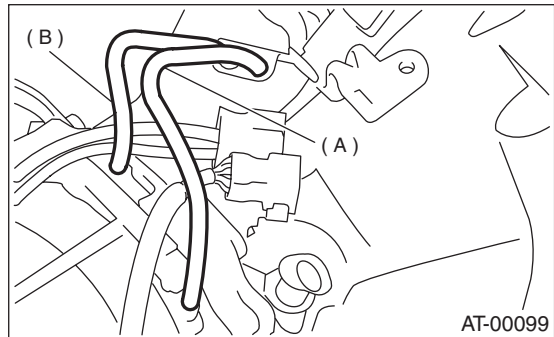
### B: INSTALLATION

1) Install air breather hoses.

NOTE:

Be careful not to twist and bend hose.

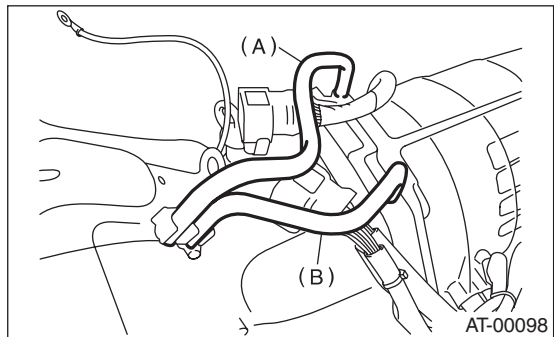
• NON-TURBO MODEL



(A) Air breather hose (Transmission case)

(B) Air breather hose (Oil pump housing)

• TURBO MODEL



(A) Air breather hose (Transmission case)

(B) Air breather hose (Oil pump housing)

2) Install the air cleaner case or air intake chamber. (Non-TURBO model)

<Ref. to IN(H4SO)-6, INSTALLATION, Air Cleaner Case.>

3) Install intercooler. (TURBO model)

<Ref. to IN(H4DOTC)-11, INSTALLATION, Intercooler.>

### C: INSPECTION

Make sure the hose is not cracked or clogged.