

# DIFFERENTIAL SIDE RETAINER OIL SEAL

## MANUAL TRANSMISSION AND DIFFERENTIAL

### 6. Differential Side Retainer Oil Seal

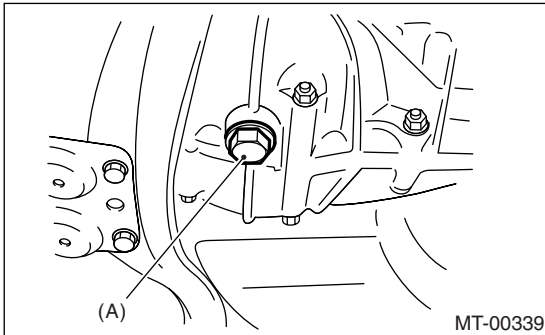
#### A: Inspection

Check the differential side retainer oil seal for leakage of gear oil. If oil leaks, replace the oil seal.

#### B: Replacement

##### 1. TURBO model

- 1) Lift-up the vehicle.
- 2) Remove the center exhaust pipe. <Ref. to EX(H4DOTC)-9, REMOVAL, Center Exhaust Pipe.>
- 3) Drain the gear oil from oil drain plug.

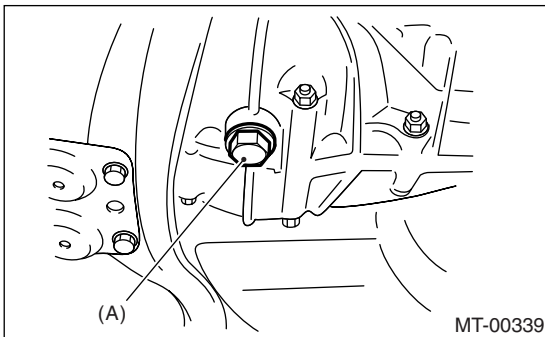


(A) Drain plug

- 4) Replace the gasket with new one, and then tighten the differential oil drain plug.

#### Tightening torque:

**70 N·m (7.1 kgf·m, 51 ft·lb)**

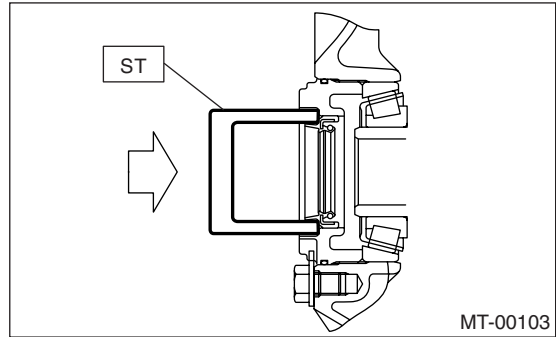


(A) Drain plug

- 5) Separate the front drive shaft from transmission. <Ref. to DS-29, REMOVAL, Front Drive Shaft.>
- 6) Remove differential side retainer oil seal using screwdriver wrapped with vinyl tape.

- 7) Using the ST, install the differential side retainer oil seal tapping ST lightly with a hammer.

ST 18675AA000 DIFFERENTIAL OIL SEAL INSTALLER



- 8) Install the front drive shaft. <Ref. to DS-30, INSTALLATION, Front Drive Shaft.>
- 9) Install the front exhaust pipe and center exhaust pipe <Ref. to EX(H4DOTC)-9, REMOVAL, Center Exhaust Pipe.>
- 10) Lower the vehicle.
- 11) Fill gear oil into the gauge hole. <Ref. to 5MT-26, REPLACEMENT, Transmission Gear Oil.>

##### 2. Non-TURBO model

Remove front differential assembly and replace differential side retainer oil seal. <Ref. to 5MT-70, REMOVAL, Front Differential Assembly.>