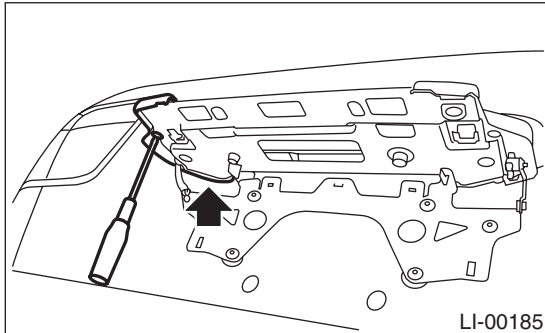


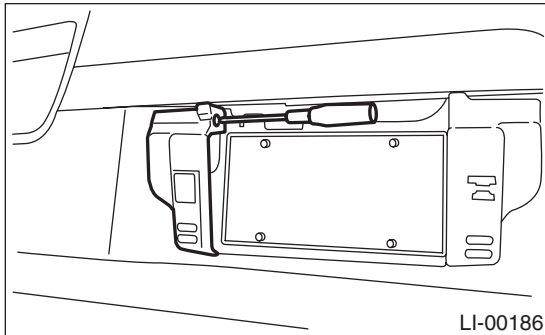
20. License Plate Light

A: REMOVAL

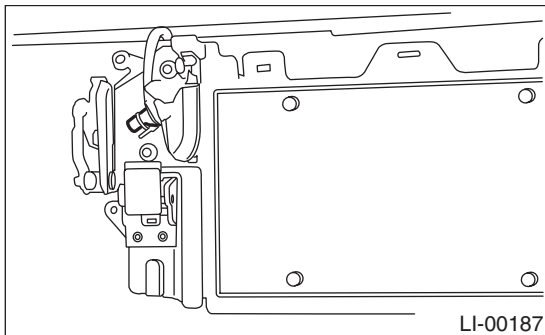
1) Lift up license plate bracket and remove rear bolts.



2) Back off license plate bracket and remove bolts.



3) Remove cover. Turn the socket and remove the bulb.



B: INSTALLATION

Install in the reverse order of removal.

C: INSPECTION

- 1) Visually check the bulb for blow out.
- 2) Check the bulb specification. <Ref. to LI-2, SPECIFICATIONS, General Description.>
- 3) If NG, replace the bulb with a new one.