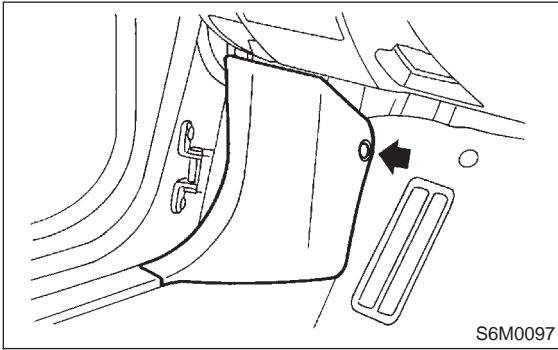
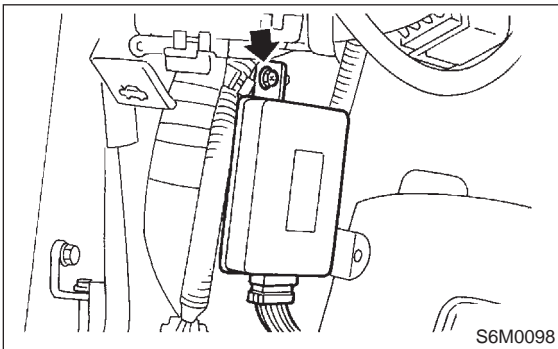


- 2) Remove front pillar lower trim.



- 3) Disconnect connector from cruise control module.
- 4) Remove bolt, then remove cruise control module.



- 5) Install in the reverse order of removal.

5. STOP AND BRAKE SWITCH

- 1) Disconnect ground cable from battery.
- 2) Disconnect connector from switch, then remove the switch. <Ref. to 4-5 [C100].>
- 3) Install in the reverse order of removal.

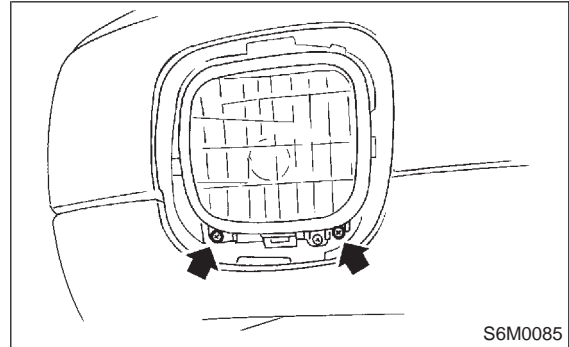
6. CLUTCH SWITCH

- 1) Disconnect ground cable from battery.
- 2) Disconnect connector from switch, then remove the switch. <Ref. to 4-5 [C100].>
- 3) Install in the reverse order of removal.

13. Front Fog Light

A: REMOVAL AND INSTALLATION

- 1) Disconnect ground cable from battery.
- 2) Remove the two screws, then draw out the front fog light from front bumper.



- 3) Disconnect the connector.
- 4) Install in the reverse order of removal.