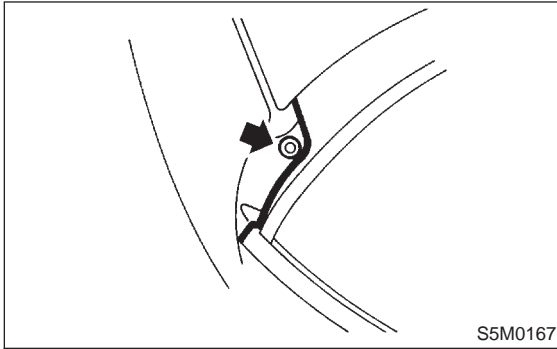


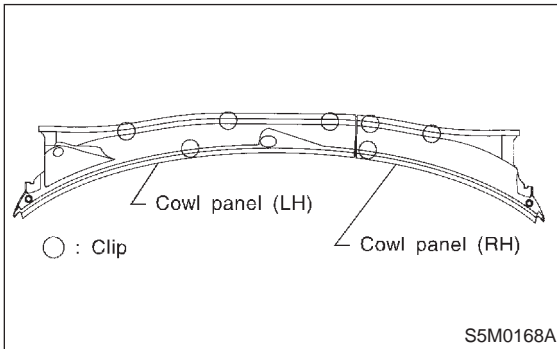
10. Cowl Panel

A: REMOVAL AND INSTALLATION

- 1) Remove cowl panel side.



- 2) Open front hood.
- 3) Remove wiper arms.
- 4) Lift cowl panel (RH) and then lift cowl panel (LH).

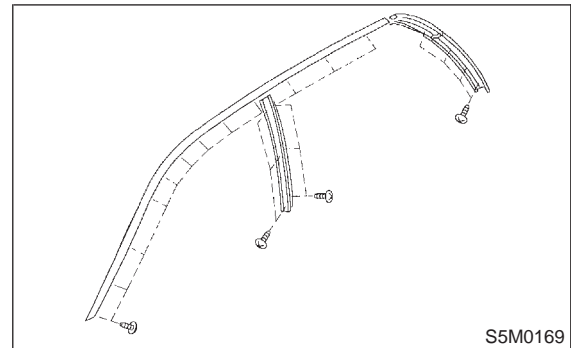


- 5) Install in the reverse order of removal.

11. Molding and Retainer

A: REMOVAL AND INSTALLATION

- 1) Remove weatherstrip.
- 2) Remove tapping screws.



- 3) Install in the reverse order of removal.