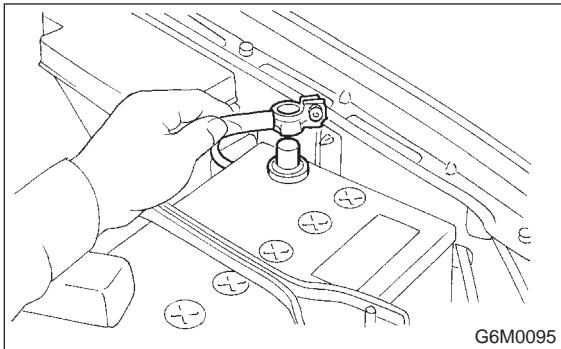



5. Crankshaft Position Sensor

A: REMOVAL AND INSTALLATION

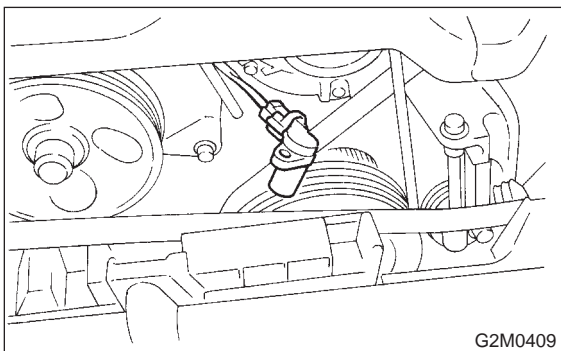
- 1) Disconnect battery ground cable.



- 2) Remove bolt which install crankshaft position sensor to cylinder block.



- 3) Remove crankshaft position sensor, and disconnect connector from it.



- 4) Install in the reverse order of removal.

Tightening torque:

T: 6.4±0.5 N·m (0.65±0.05 kg-m, 4.7±0.4 ft-lb)

