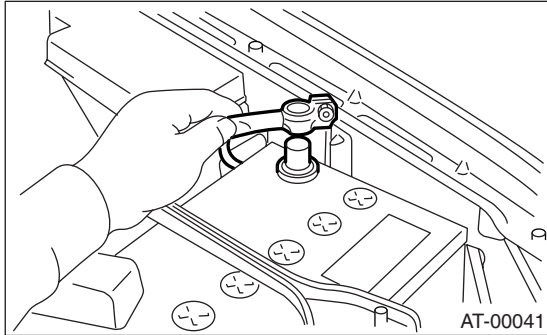


7. Body Integrated Unit

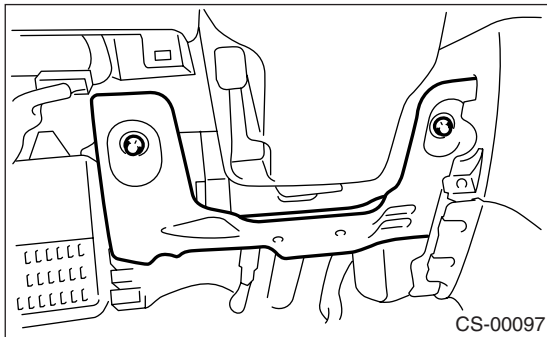
A: REMOVAL

1) Disconnect the ground cable from battery.




2) Remove the lower cover.

3) Remove the knee bolster.



4) Disconnect the connector from body integrated unit.

5) Remove the body integrated unit.



B: INSTALLATION

Install in the reverse order of removal.