

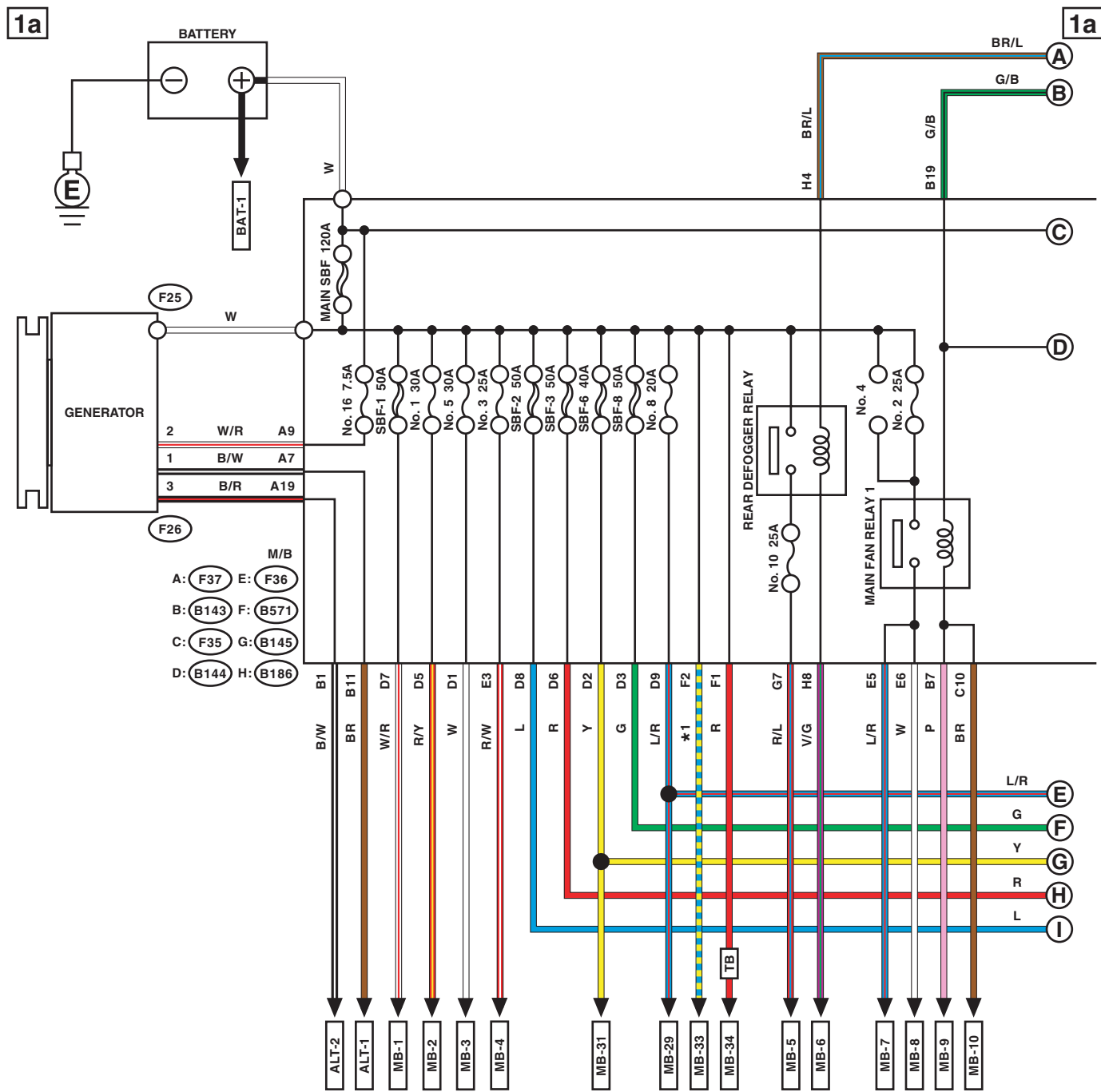
# Power Supply Circuit

WIRING SYSTEM

## 4. Power Supply Circuit

### A: WIRING DIAGRAM

#### 1. WITHOUT PUSH BUTTON START



**TB** : TURBO MODEL

\*1 : NON-TURBO MODEL : W  
TURBO MODEL : Y

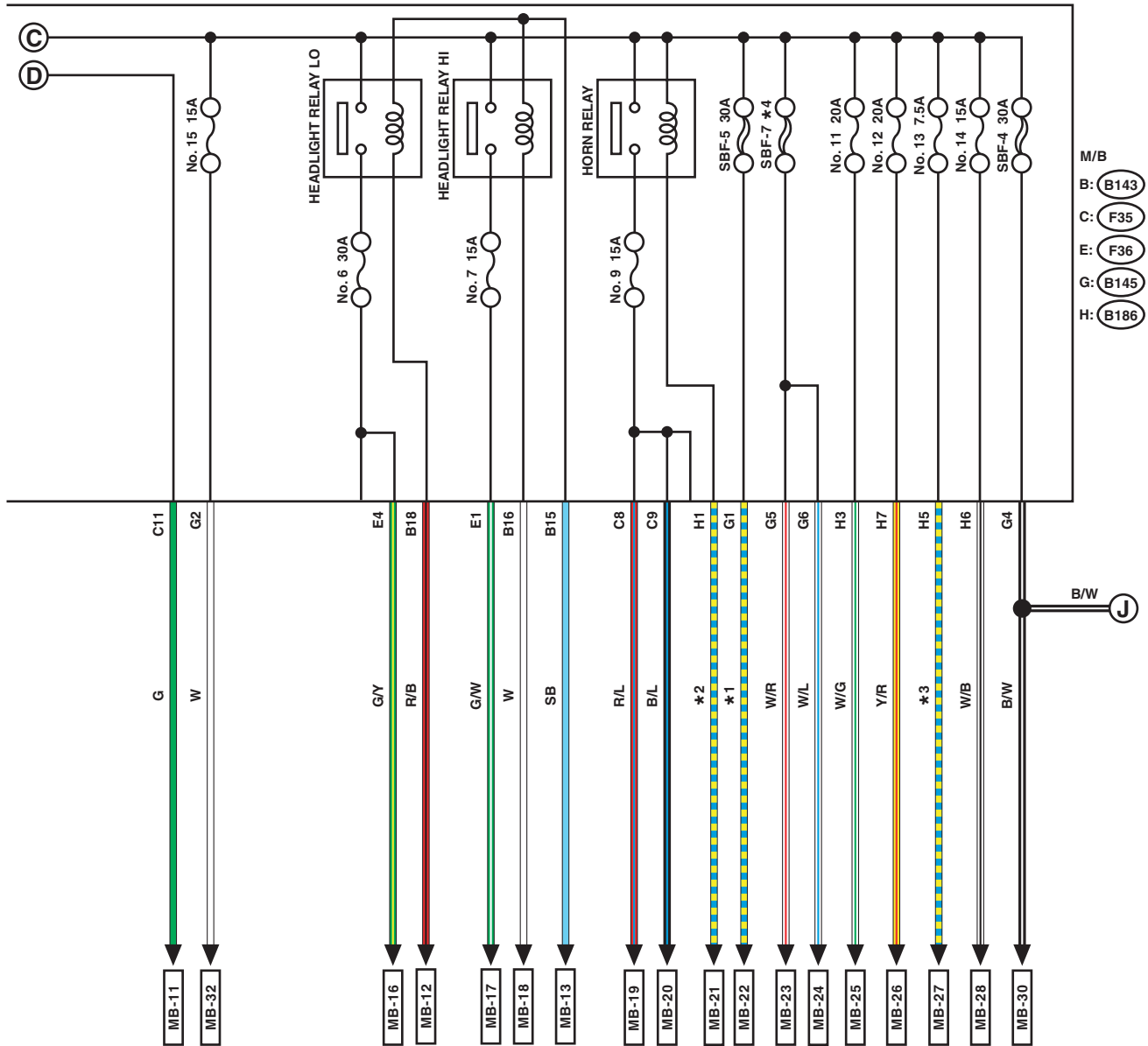
WI-40617

# Power Supply Circuit

WIRING SYSTEM

1b

1b



\*1 : NON-TURBO MODEL : R  
TURBO MODEL : G

\*2 : NON-TURBO MODEL : R  
TURBO MODEL : Y

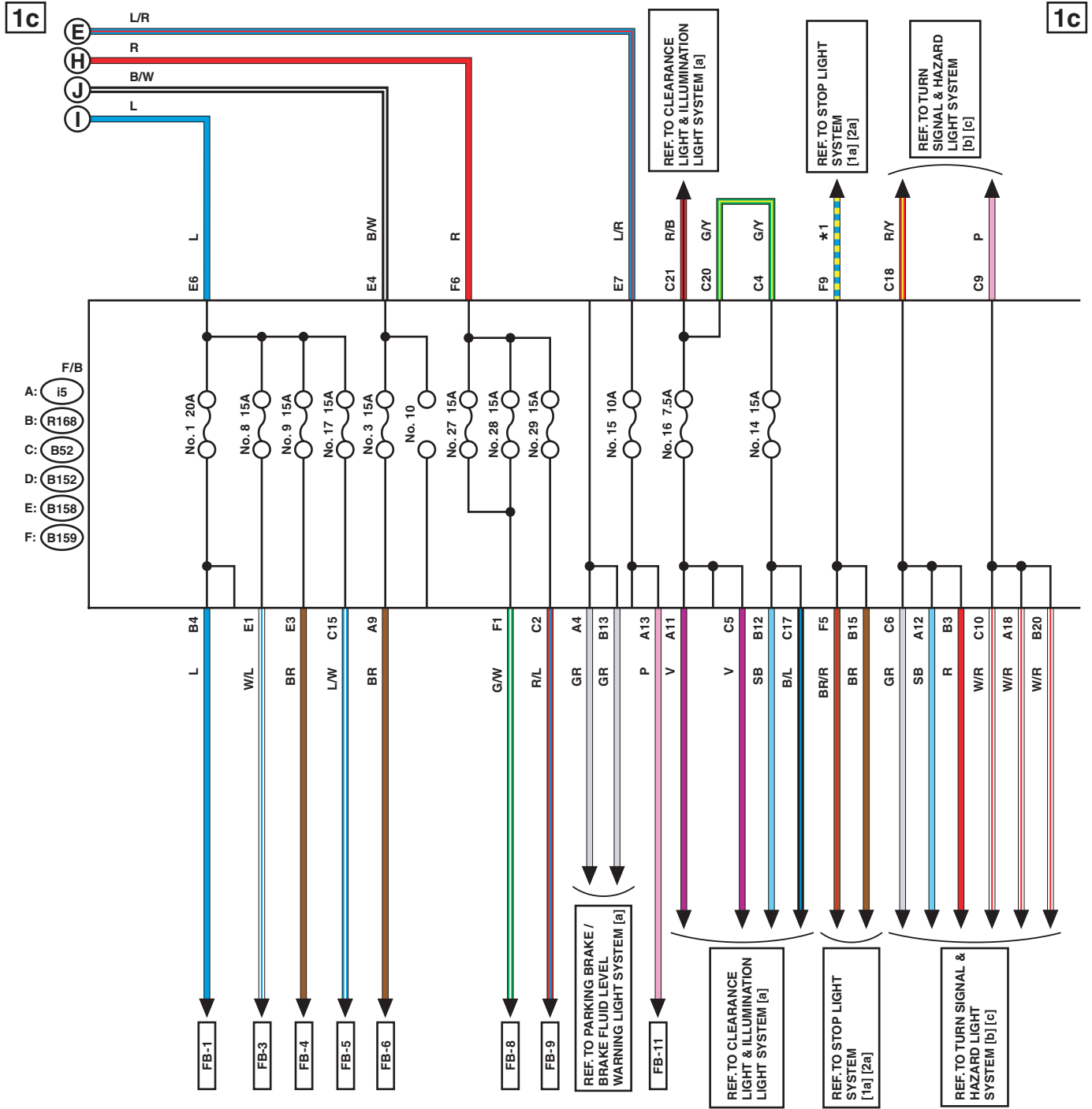
\*3 : NON-TURBO MODEL : G  
TURBO MODEL : W/L

\*4 : NON-TURBO MODEL : 30A  
TURBO MODEL : 50A

WI-40618

# Power Supply Circuit

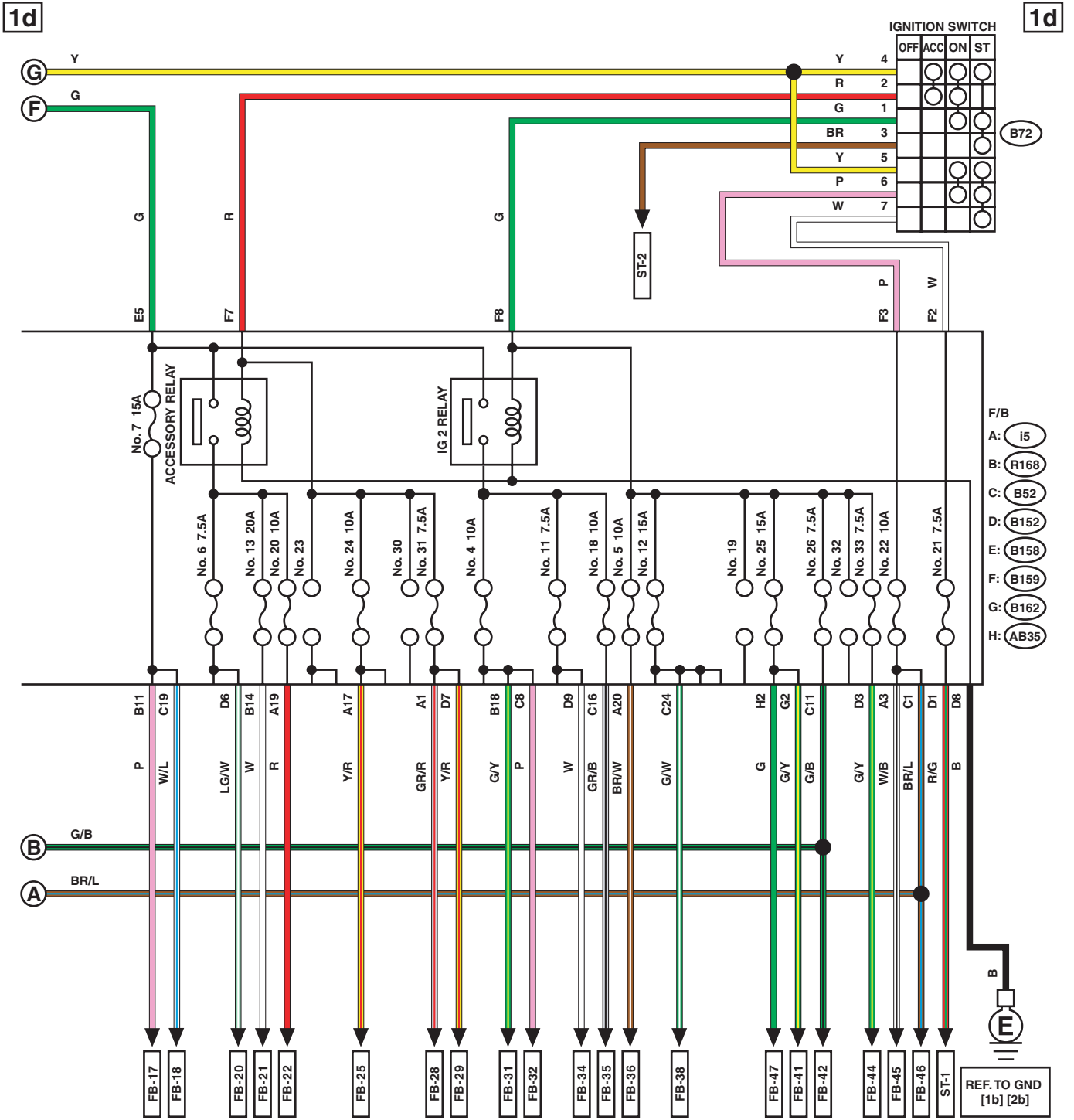
## WIRING SYSTEM



\*1 : EyeSight MODEL WITHOUT X MODE : W/R  
 EyeSight MODEL WITH X MODE : BR/W

# Power Supply Circuit

WIRING SYSTEM



WI-40620

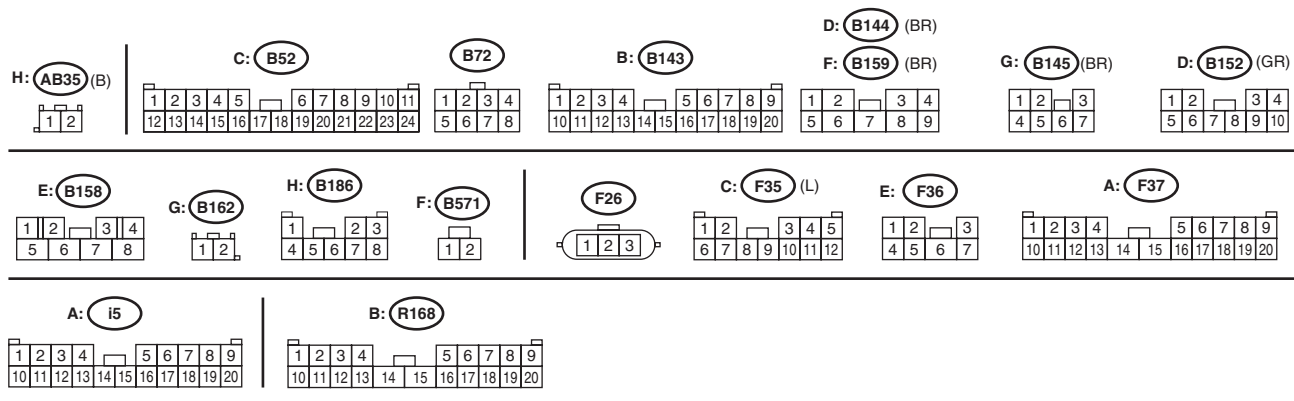
# Power Supply Circuit

WIRING SYSTEM

1e

1e

## LIST OF CONNECTORS



WI-41118

# Power Supply Circuit

## WIRING SYSTEM

No.	Load
MB-1	VDC CM
MB-2	VDC CM
MB-4	Sub fan relay
MB-5	Mirror heater LH
	Mirror heater RH
	Rear defogger
	A/C control panel (manual A/C)
MB-6	Body integrated unit
MB-7	Main fan relay 2
MB-8	Main fan motor
MB-9	ECM
MB-10	Main fan relay 2
MB-11	Main fan relay 2
MB-12	Body integrated unit
MB-13	Body integrated unit
MB-16	Front combination light LH
	Front combination light RH
MB-17	High beam LH
	High beam RH
MB-18	Body integrated unit
MB-19	Horn
MB-20	Horn
MB-21	Horn switch
	Body integrated unit
MB-22	A/F, oxygen sensor relay
MB-23	Main relay
	IG relay
MB-24	Electronic throttle control relay
MB-25	Fuel pump relay
MB-26	TCM
	Self shut relay
MB-27	ECM
	Data link connector
MB-28	Turn signal and hazard unit
	Body integrated unit
MB-29	Body integrated unit
	Navigation unit
	Audio connector
	Audio
MB-30	Power window circuit breaker
MB-31	Accessory relay
	IG relay 1
	IG relay 2
MB-32	Tail & Illumination relay
	Daytime running light relay
MB-33	Wiper relay
MB-34	Brake pump relay
MB-35	Keyless access CM
ALT-1	OP connector
ALT-2	ECM

No.	Load
ST-1	Clutch start switch
	Starter relay 1
ST-2	Starter relay 1
FB-1	Trailer connector
FB-3	Stop light and brake switch
	Brake relay
FB-4	Wiper deicer relay
FB-5	Seat heater relay
FB-6	Body integrated unit
	Remote control back rest switch LH
	Remote control back rest switch RH
FB-8	Blower motor relay
FB-9	Front fog light relay
FB-11	Overhead console (spot map light)
	Body integrated unit
	Immobilizer antenna
	Door step light LH
	Door step light RH
	Outer mirror assembly LH
	Outer mirror assembly RH
	Room light
	Stereo camera cover (spot map light)
	Luggage room light
	TPMS & keyless entry CM
	MFD
	Memory height switch
	VDC OFF & power rear gate driver's switch
	Puddle light LH
	Puddle light RH
FB-17	Combination meter
	Body integrated unit
	A/C control panel (auto A/C)
	Power rear gate CM
FB-18	Security CM
	Steering lock CM
	Impact sensor
	Air mix door actuator LH (with left/right independent air conditioner)
	Air mix door actuator RH (with left/right independent air conditioner)
	Mode door actuator (auto A/C)
	Air mix door actuator (without left/right independent air conditioner)
Stereo camera	
FB-20	Seat heater relay
	Rear view mirror
	Remote control mirror switch
FB-21	Rear accessory power supply socket
FB-22	Front accessory power supply socket

# Power Supply Circuit

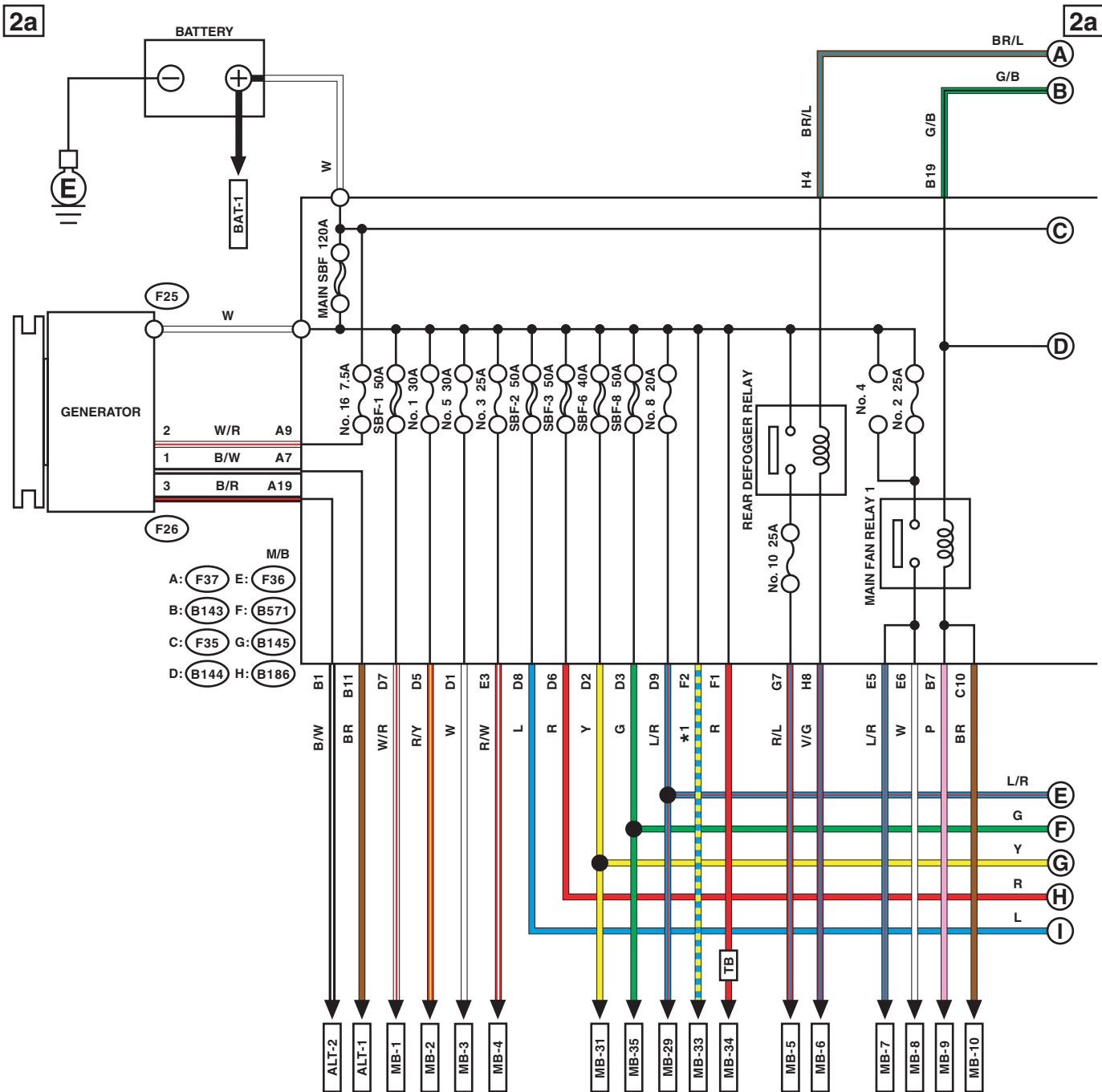
## WIRING SYSTEM

No.	Load
FB-25	Audio connector
	Audio
	Navigation unit
FB-28	A/C control panel
FB-29	Body integrated unit
FB-31	Power rear gate CM
	TPMS & keyless entry CM
FB-32	Sunroof switch
	Clutch switch
	Sunroof unit
	Data link connector
	Stop light and brake switch
	Wiper deicer relay
	Impact sensor
	Stereo camera
FB-34	Turn signal and hazard unit
FB-35	Inhibitor switch
	Headlight washer unit
	Auto headlight beam leveler CM
FB-36	Combination meter
	MFD
FB-38	ECM
	TCM
	Body integrated unit
	Fuel pump relay
	Combination switch
	Keyless access CM
FB-41	Airbag CM
FB-42	Power window relay
	Wiper relay
FB-43	Steering lock CM
FB-44	VDC CM
	Steering angle sensor
	Power steering CM
	Brake relay
	Yaw rate & G sensor
FB-45	A/C control panel
FB-46	A/C relay
	Sub fan relay
	Pressure switch
	Blower motor relay
FB-47	Occupant detection control module
BAT-1	Power steering CM

# Power Supply Circuit

WIRING SYSTEM

## 2. WITH PUSH BUTTON START



WI-40621

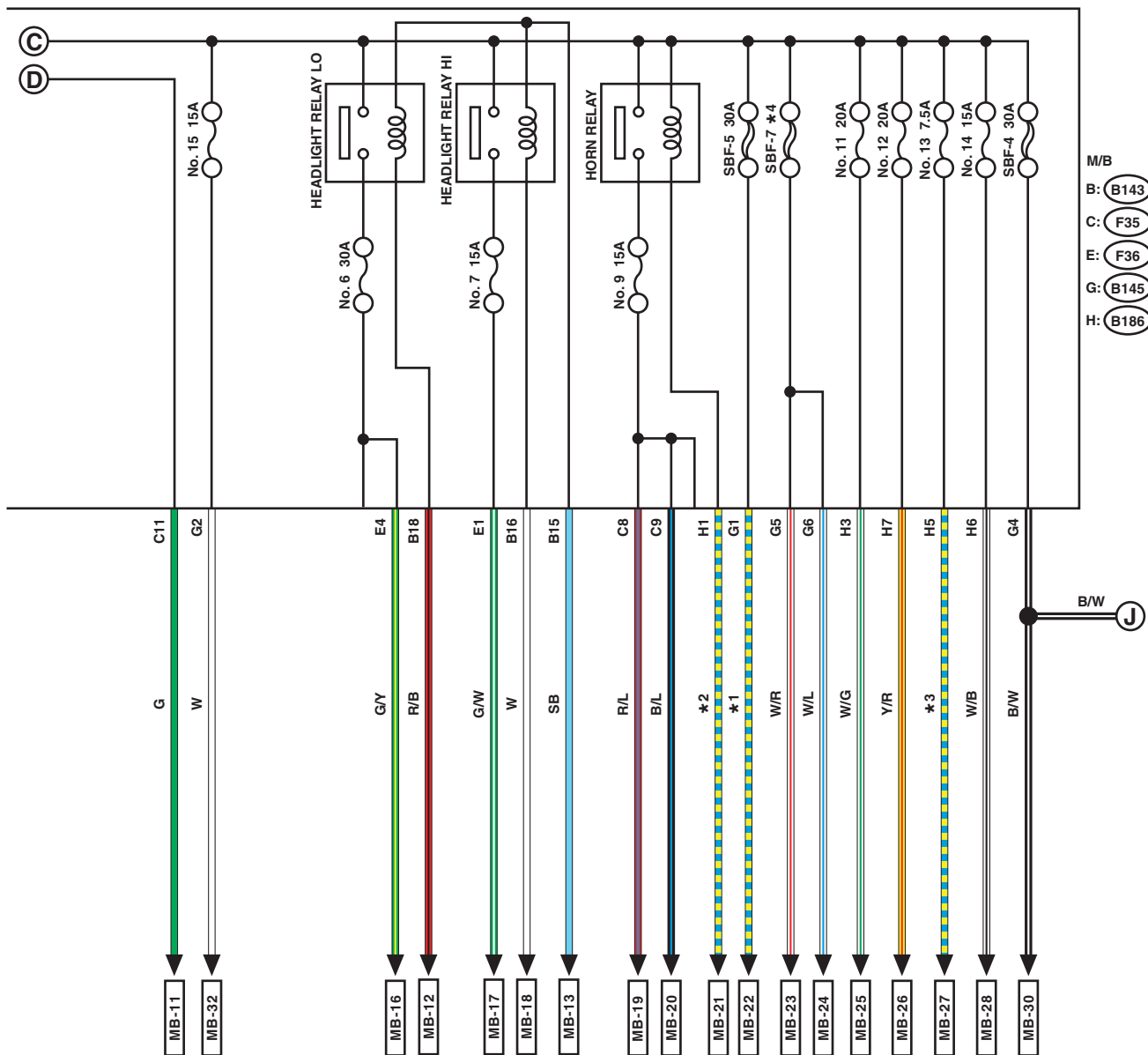


# Power Supply Circuit

WIRING SYSTEM

2b

2b



\*1 : NON-TURBO MODEL : R  
TURBO MODEL : G

\*2 : NON-TURBO MODEL : R  
TURBO MODEL : Y

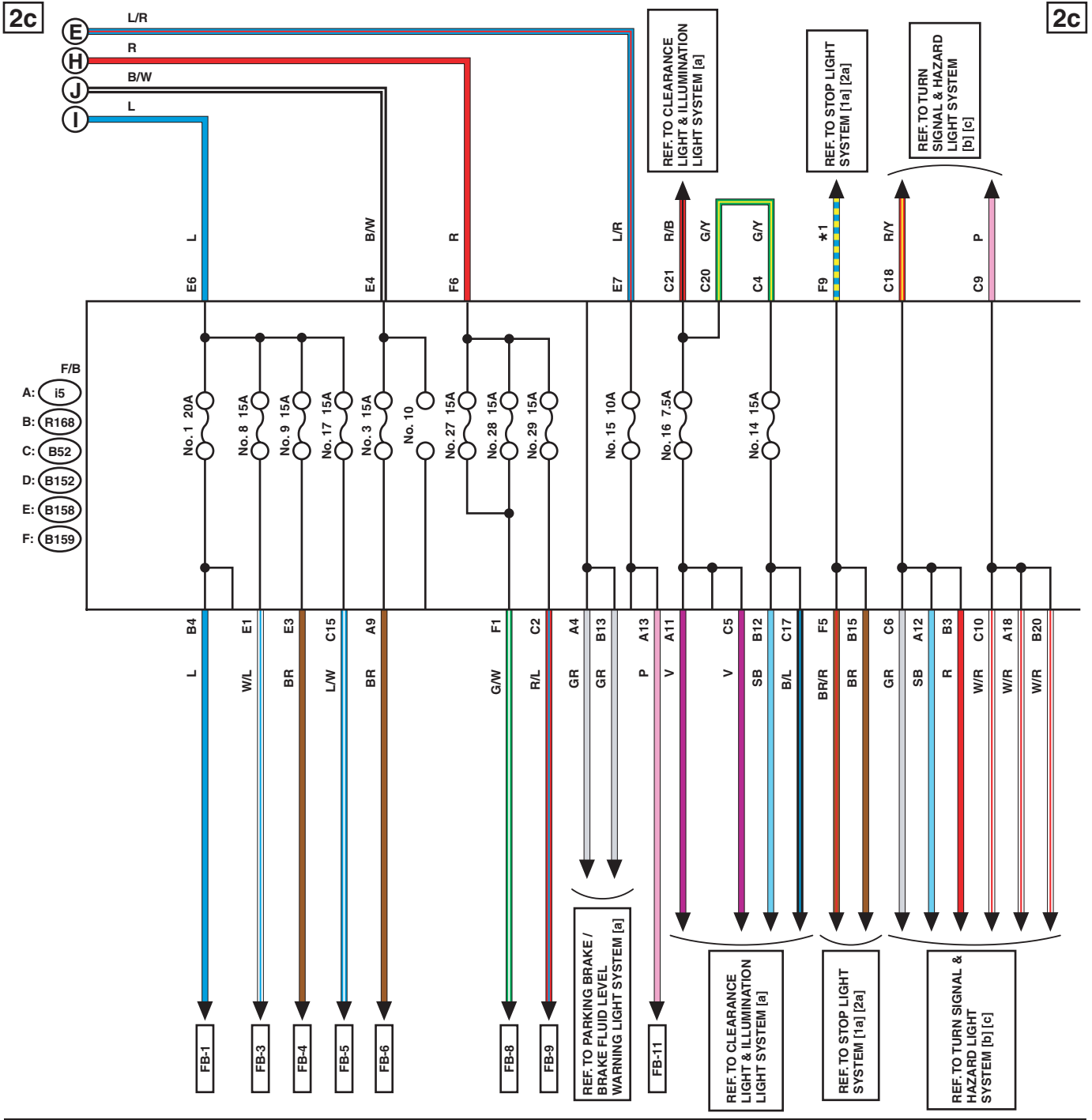
\*3 : NON-TURBO MODEL : G  
TURBO MODEL : W/L

\*4 : NON-TURBO MODEL : 30A  
TURBO MODEL : 50A

WI-40622

# Power Supply Circuit

WIRING SYSTEM

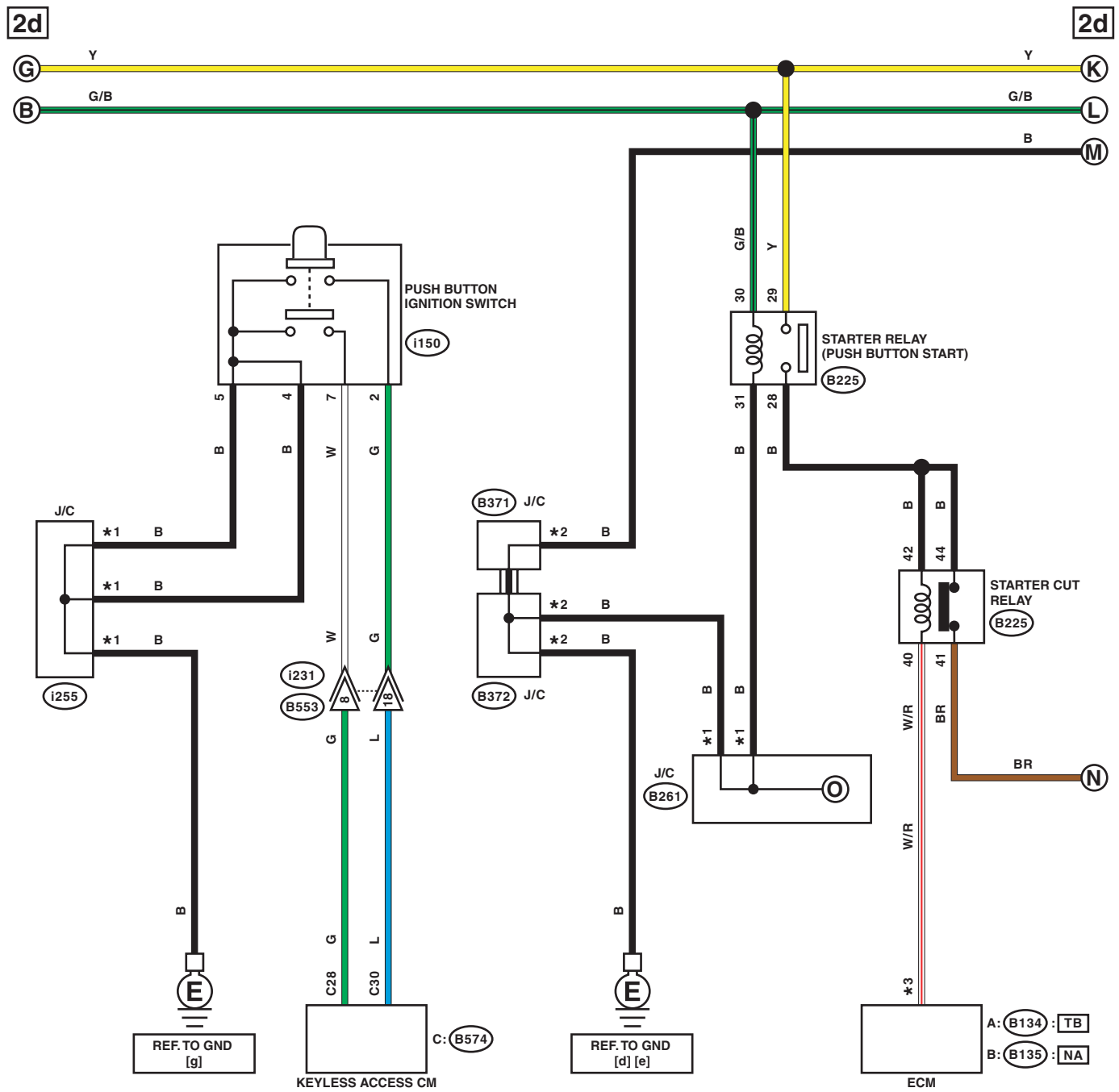


\*1 : EyeSight MODEL WITHOUT X MODE : W/R  
EyeSight MODEL WITH X MODE : BR/W

WI-40623

# Power Supply Circuit

WIRING SYSTEM



NA : NON-TURBO MODEL

TB : TURBO MODEL

\*1 : TERMINAL No. OPTIONAL ARRANGEMENT

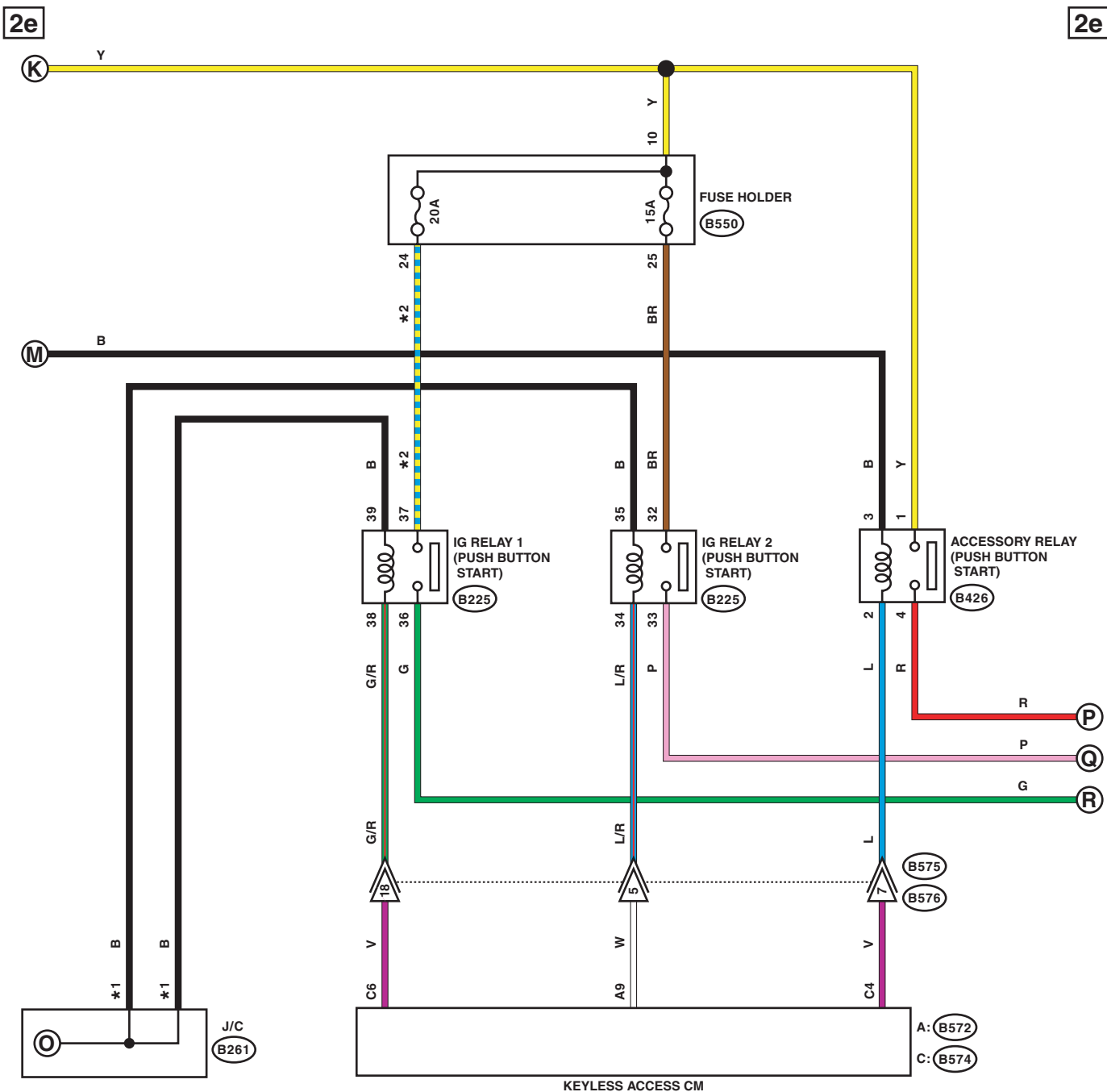
\*2 : TERMINAL No. OPTIONAL ARRANGEMENT AMONG 7, 8, 9, 10, 11 AND 12

\*3 : NON-TURBO MODEL : B34  
TURBO MODEL : A13

WI-40624

# Power Supply Circuit

WIRING SYSTEM



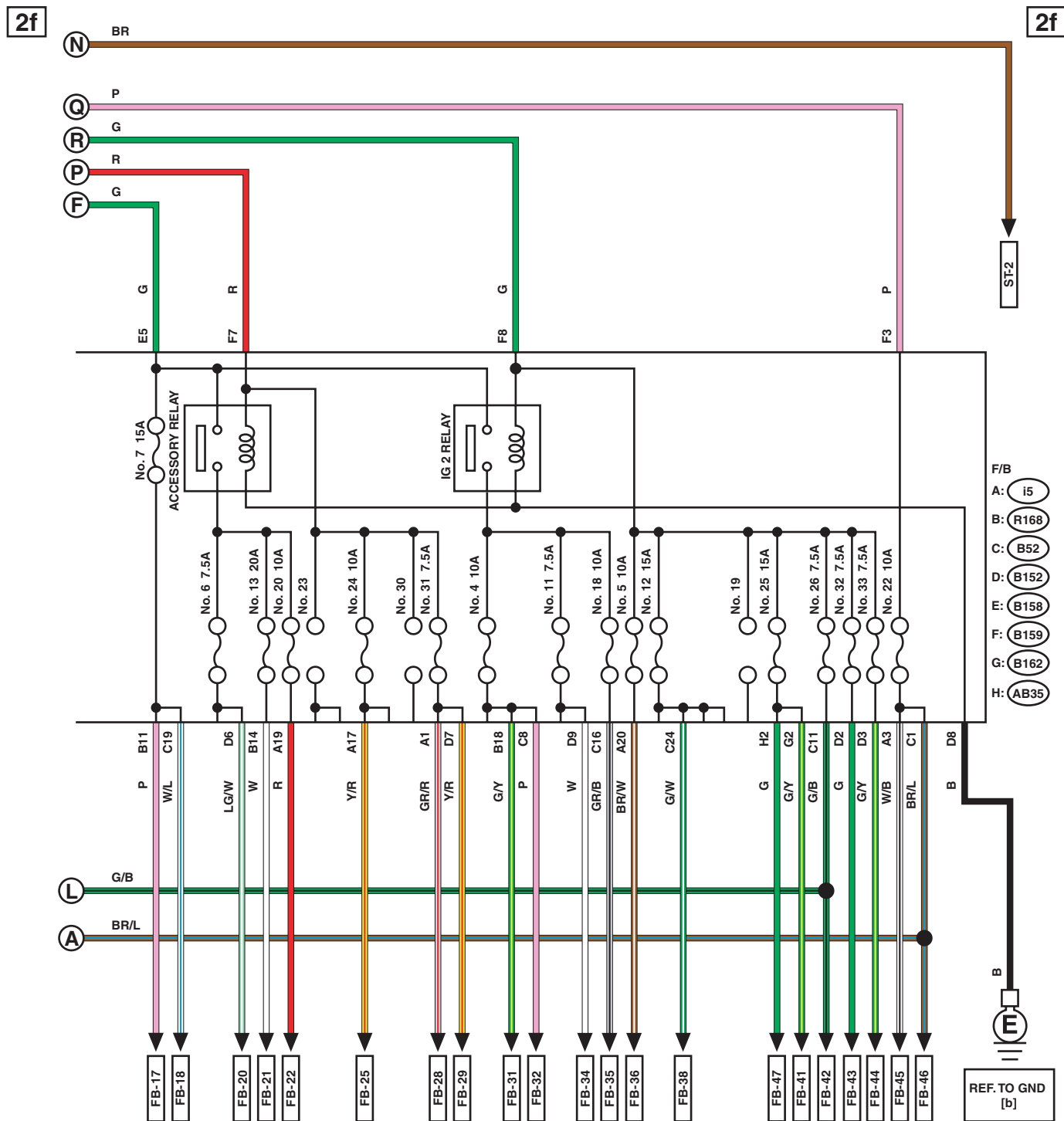
\*1 : TERMINAL No. OPTIONAL ARRANGEMENT

\*2 : NON-TURBO MODEL : Y  
TURBO MODEL : LG

WI-40625

# Power Supply Circuit

WIRING SYSTEM

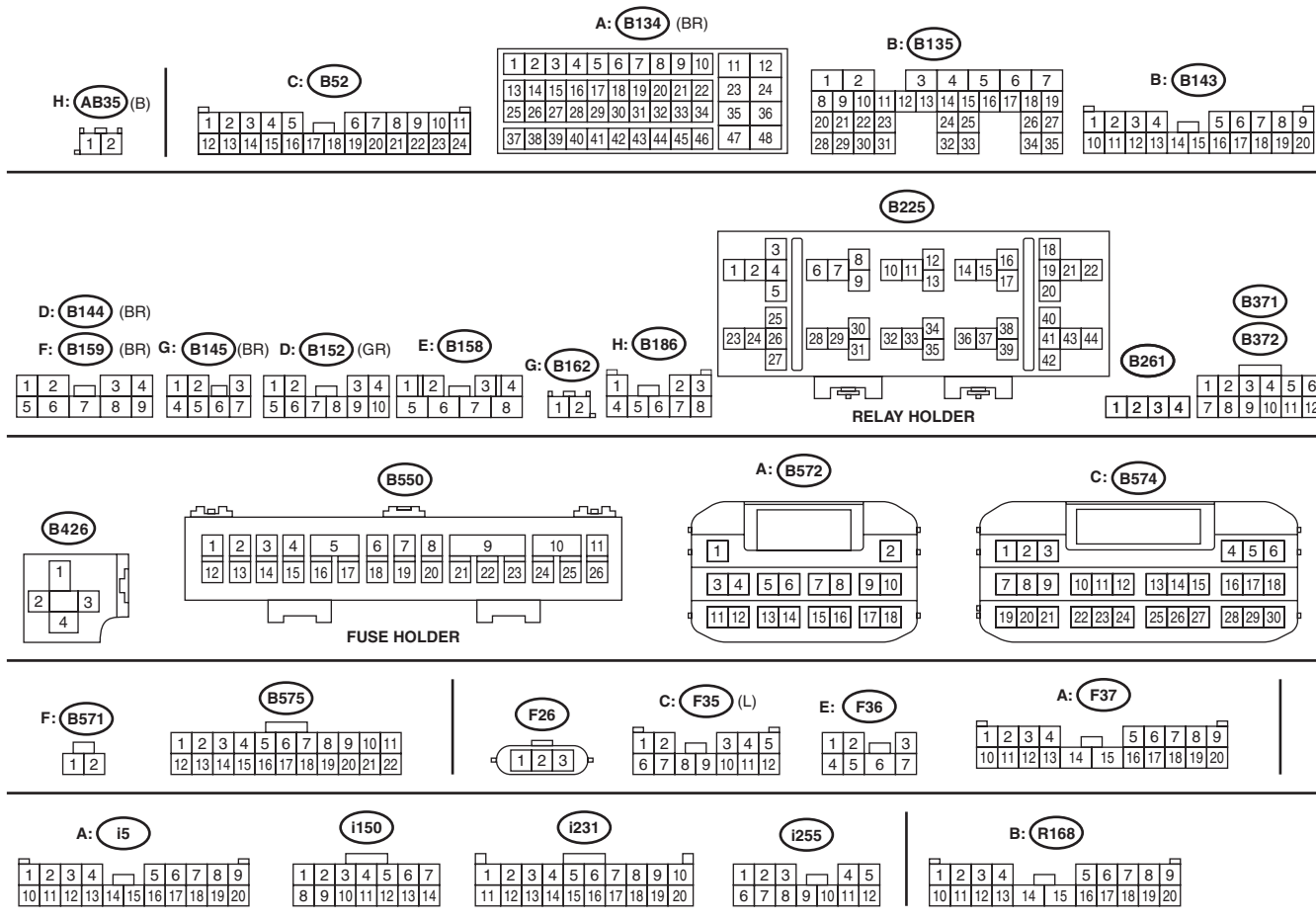


WI-40626

2g

2g

## LIST OF CONNECTORS



# Power Supply Circuit

## WIRING SYSTEM

No.	Load
MB-1	VDC CM
MB-2	VDC CM
MB-4	Sub fan relay
MB-5	Mirror heater LH
	Mirror heater RH
	Rear defogger
	A/C control panel (manual A/C)
MB-6	Body integrated unit
MB-7	Main fan relay 2
MB-8	Main fan motor
MB-9	ECM
MB-10	Main fan relay 2
MB-11	Main fan relay 2
MB-12	Body integrated unit
MB-13	Body integrated unit
MB-16	Front combination light LH
	Front combination light RH
MB-17	High beam LH
	High beam RH
MB-18	Body integrated unit
MB-19	Horn
MB-20	Horn
MB-21	Horn switch
	Body integrated unit
MB-22	A/F, oxygen sensor relay
MB-23	Main relay
	IG relay
	Fuel injector relay (turbo model)
MB-24	Electronic throttle control relay
MB-25	Fuel pump relay
MB-26	TCM
	Self shut relay
MB-27	ECM
	Data link connector
MB-28	Key warning switch
	Turn signal and hazard unit
	Body integrated unit
MB-29	Audio connector
	Audio
	Navigation unit
MB-30	Power window circuit breaker
MB-32	Tail & Illumination relay
	Daytime running light relay
MB-33	Wiper relay
MB-34	Brake pump relay
MB-35	Keyless access CM
ALT-2	ECM
ST-2	Starter relay 1
FB-1	Trailer connector

No.	Load
FB-3	Stop light and brake switch
	Brake relay
FB-4	Wiper deicer relay
FB-5	Seat heater relay
FB-6	Body integrated unit
	Remote control back rest switch RH
	Remote control back rest switch LH
FB-8	Blower motor relay
FB-9	Front fog light relay
FB-11	Overhead console (spot map light)
	Body integrated unit
	Immobilizer antenna
	Door step light LH
	Door step light RH
	Outer mirror assembly LH
	Outer mirror assembly RH
	Room light
	Stereo camera cover (spot map light)
	Luggage room light
	Keyless entry CM
	TPMS & keyless entry CM
	MFD
	Memory height switch
	VDC OFF & power rear gate driver's switch
	Remote engine start CM
	Puddle light LH
Puddle light RH	
FB-17	Combination meter
	Body integrated unit
	A/C control panel (auto A/C)
	Combination meter
FB-18	Power rear gate CM
	Impact sensor
	Security CM
	Air mix door actuator LH (with left/right independent air conditioner)
	Air mix door actuator RH (with left/right independent air conditioner)
	Mode door actuator (auto A/C)
FB-20	Air mix door actuator (without left/right independent air conditioner)
	Stereo camera
	Seat heater relay
	Rear view mirror
FB-21	Remote control mirror switch
	Rear accessory power supply socket
FB-22	Front accessory power supply socket
FB-25	Audio connector
	Audio
	Navigation unit

# Power Supply Circuit

WIRING SYSTEM

No.	Load
FB-28	A/C control panel (auto A/C)
FB-29	Body integrated unit
FB-31	Power rear gate CM TPMS & keyless entry CM
FB-32	Sunroof switch Sunroof unit Data link connector Stop light and brake switch Wiper deicer relay Impact sensor Stereo camera Remote engine start CM
FB-34	Turn signal and hazard unit
FB-35	Inhibitor switch Back-up light switch Auto headlight beam leveler CM
FB-36	Combination meter MFD
FB-38	ECM TCM Body integrated unit Fuel pump relay Combination switch Keyless access CM
FB-41	Airbag CM
FB-42	Power window relay Wiper relay
FB-43	Steering lock CM
FB-44	VDC CM Yaw rate & G sensor Steering angle sensor Power steering CM Brake relay
FB-45	A/C control panel
FB-46	A/C relay Sub fan relay Pressure switch Blower motor relay
FB-47	Occupant detection control module
BAT-1	Power steering CM