

3. Air Breather Hose S510208

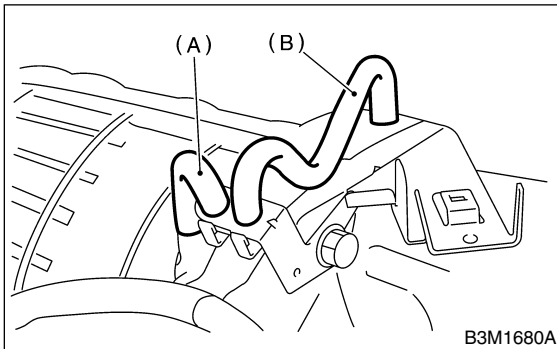
A: REMOVAL S510208A18

1) Disconnect transmission harness connector from stay.

NOTE:

Lift-up lever behind connector and disconnect it from stay.

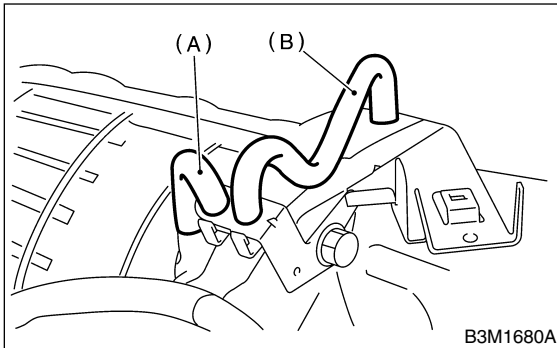
2) Disconnect the air breather hoses.



- (A) Air breather hose (Transmission case)
- (B) Air breather hose (Oil pump housing)

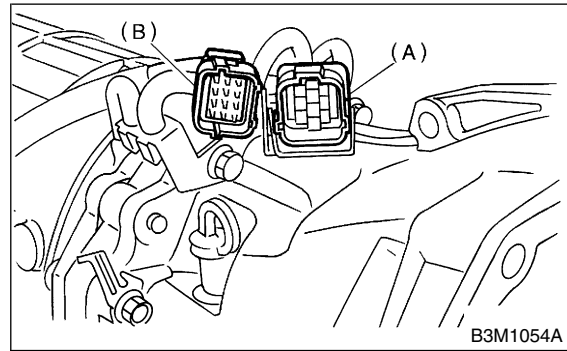
B: INSTALLATION S510208A11

1) Install air breather hoses.



- (A) Air breather hose (Transmission case)
- (B) Air breather hose (Oil pump housing)

2) Insert inhibitor switch and transmission connector into stay.



- (A) Transmission harness
- (B) Inhibitor switch harness

C: INSPECTION S510208A10

Make sure the hose is not cracked or clogged.