

POWER SUPPLY ROUTING

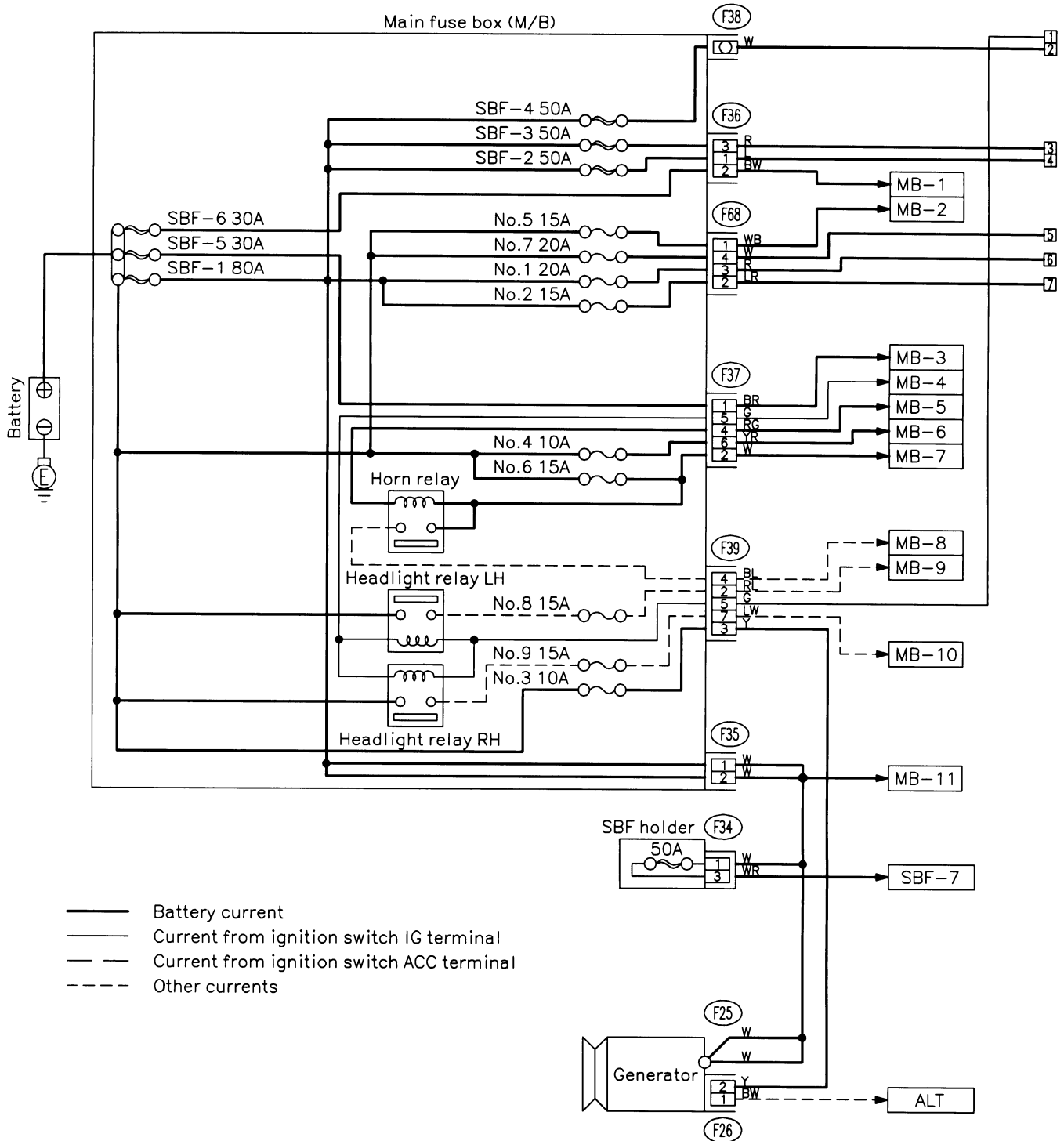
Wiring System

3. Power Supply Routing


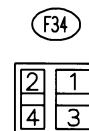
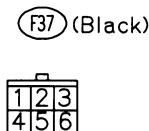
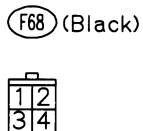
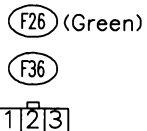
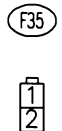
S903465

A: SCHEMATIC

S903465A21

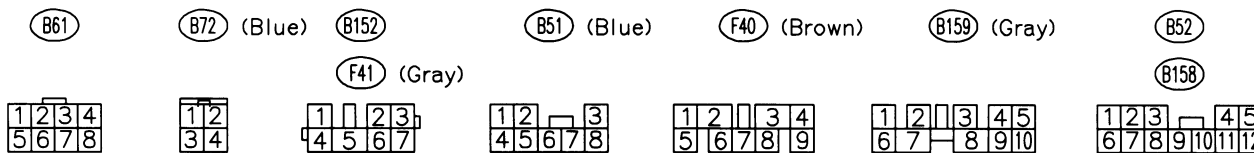
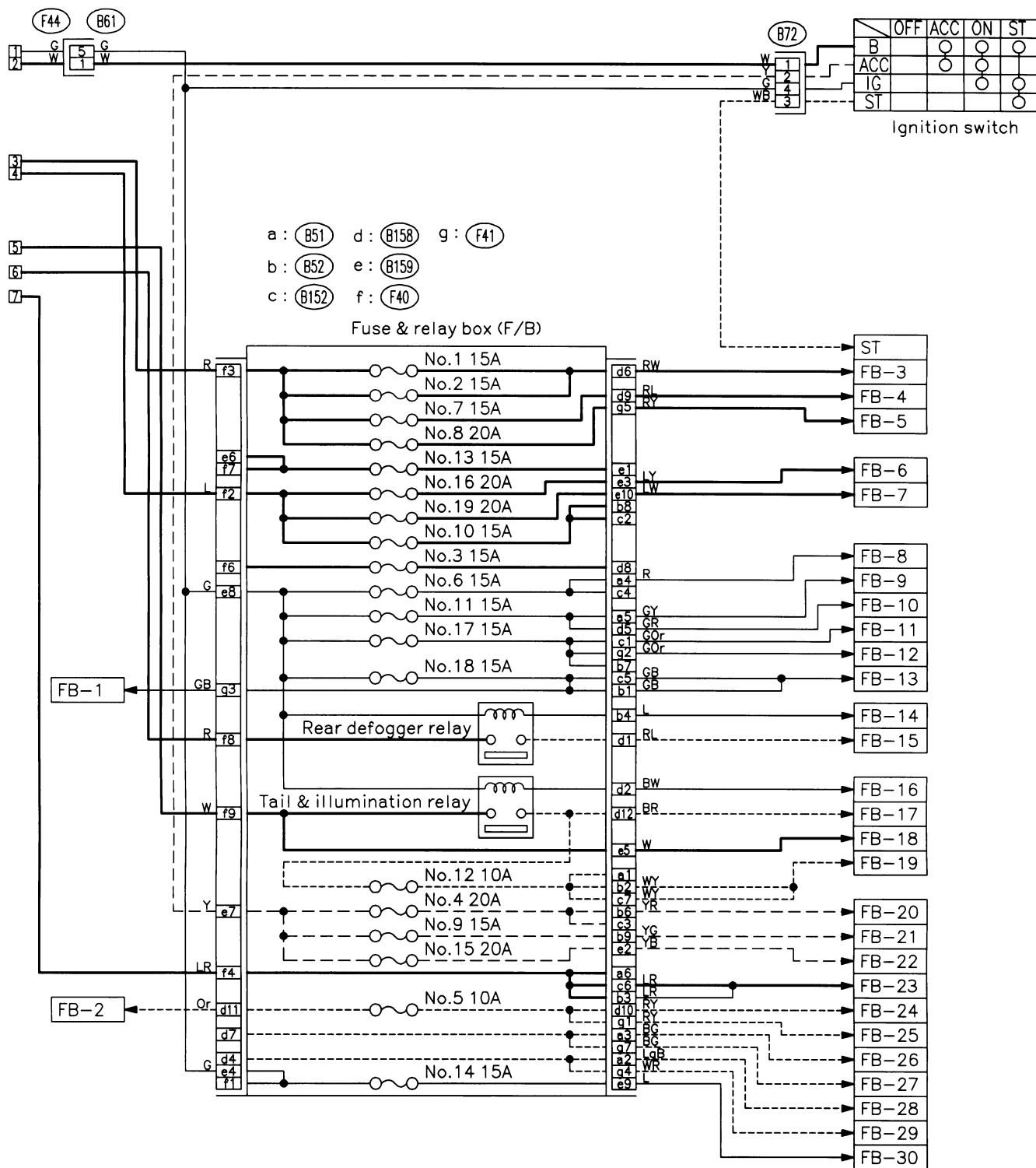


- Battery current
- Current from ignition switch IG terminal
- Current from ignition switch ACC terminal
- Other currents



POWER SUPPLY ROUTING

Wiring System



GU01-05B

POWER SUPPLY ROUTING

Wiring System

No.	Load
MB-1	Power window and sunroof circuit breaker
MB-2	Door lock timer Keyless entry control module
MB-3	Data link connector Engine control module Fuel pump relay Main relay
MB-4	Daytime running light control module Diode (Daytime running light) Lighting switch
MB-5	Cruise control sub switch Horn switch
MB-6	Transmission control module
MB-7	AT shift lock control module Hazard switch Key warning switch
MB-8	Horn
MB-9	Headlight LH
MB-10	Combination meter Front fog light relay Front fog light switch Headlight RH
MB-11	A/C relay holder
SBF-7	ABS control module
ALT	Combination meter Daytime running light control module
ST	Engine control module (AT) Inhibitor switch (AT) Starter interlock relay (MT)
FB-1	Main fan relay
FB-2	Parking switch
FB-3	Blower motor relay
FB-4	Front fog light relay
FB-5	ABS control module
FB-6	Stop light switch
FB-7	Rear accessory power supply relay
FB-8	Airbag control module
FB-9	Airbag control module
FB-10	Engine control module Fuel pump relay Ignition coil Transmission control module
FB-11	Blower motor relay Mode control panel Rear defogger switch
FB-12	A/C relay Sub fan relay Thermal protector

No.	Load
FB-13	Back-up light switch (MT) Check connector Combination meter Daytime running light control module Daytime running light hi-beam relay Daytime running light relay Hazard switch Inhibitor switch (AT) Key warning module Keyless entry control module Power window and sunroof relay Vehicle speed sensor (MT)
FB-14	Engine control module Rear defogger switch
FB-15	Rear defogger Rear defogger switch
FB-16	Lighting switch
FB-17	Parking switch
FB-18	Keyless entry control module Parking switch
FB-19	Clock Illumination control module Illumination light Keyless entry control module
FB-20	AT shift lock control module Front accessory power supply Remote control rearview mirror switch Rear accessory power supply relay
FB-21	Radio
FB-22	Front washer motor Front wiper motor Front wiper & washer switch Rear washer motor Rear wiper motor Rear wiper relay
FB-23	Combination meter Radio Room light Spot light Trunk room light
FB-24	License plate light LH License plate light RH Tail light LH Tail light RH
FB-25	Front clearance light LH Front clearance light RH
FB-26	Combination meter Hazard switch Rear turn signal light LH Turn signal switch
FB-27	Front turn signal light LH Side turn signal light LH
FB-28	Combination meter Hazard switch Rear turn signal light RH Turn signal switch
FB-29	Front turn signal light RH Side turn signal light RH

POWER SUPPLY ROUTING

Wiring System

No.	Load
FB-30	ABS control module AT shift lock control module Cruise control main switch Cruise control module