

Brought to you by Eris Studios
NOT FOR RESALE

ENTERTAINMENT

1. Audio System

A: GENERAL

1. AUDIO

Three types are provided.

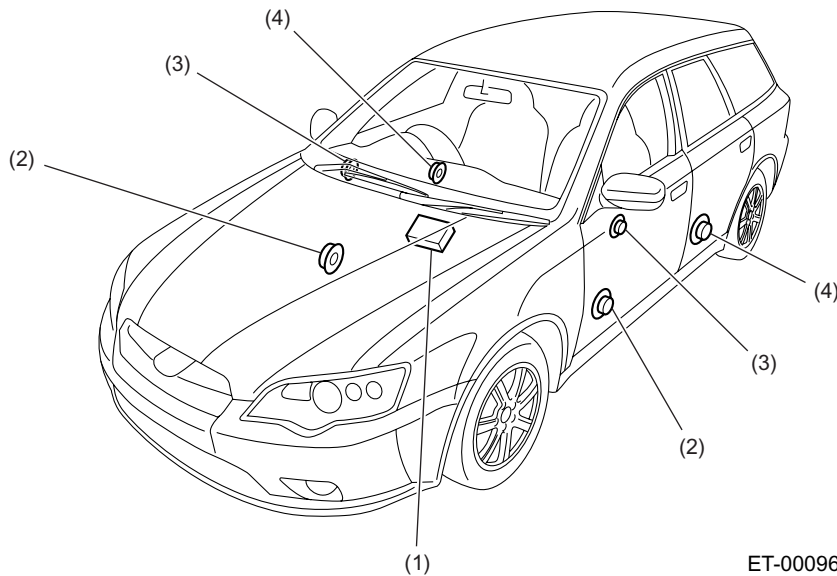
- Audio sets of all grades are shaped in a non-standard form to make them fit the contour of the instrument panel.
- All grades are CD-R/RW compatible*.
- The highest grade audio system is also compatible with CD-R/CD-RWs* containing MP3 files.
- The audio unit for automatic air conditioning equipped models has a built-in CD changer. Up to six CDs can be loaded.

*: Some CD-R/RW discs with particular characteristics, scratches or dirty spots may not be usable.

2. SPEAKERS

- On models with six speakers, a full-range speaker is installed to each door and a tweeter is installed to each front door.
- On models with seven speakers, a full-range speaker is installed to each door and a tweeter and sub woofer are installed to each front door. The sub woofer is mounted on the rear right quarter trim (wagons).

Models with the 6 speaker system

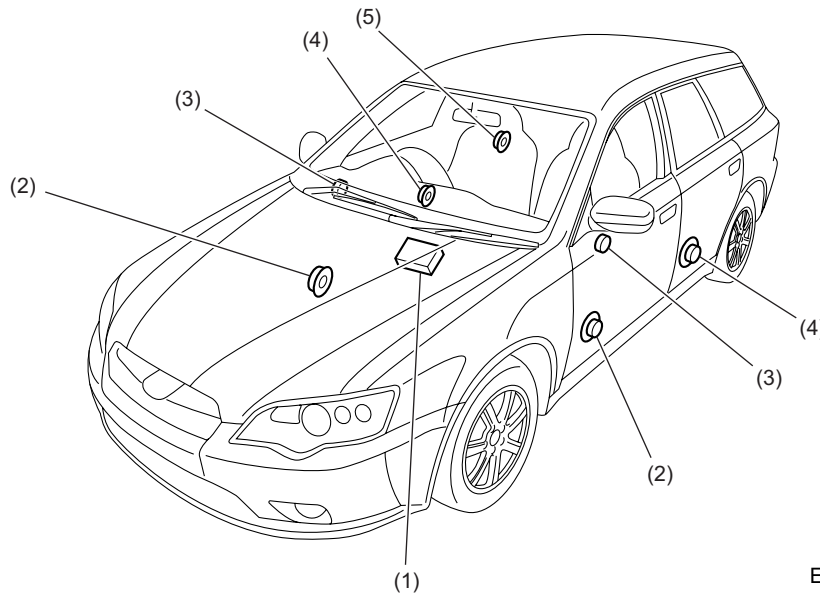


- (1) Audio unit
- (2) Front speaker

- (3) Tweeter
- (4) Rear speaker

Brought to you by
NOT FOR SALE
studios

Models with the seven speaker system



ET-00152

- (1) Audio unit
- (2) Front speaker
- (3) Tweeter

- (4) Rear speaker
- (5) Woofer (wagons)

3. ANTENNA

- An on-glass antenna system is equipped on all models.
- The antenna amplifier is installed at the upper part of the rear left pillar on sedan models or at the upper center part of the rear gate on wagon models.

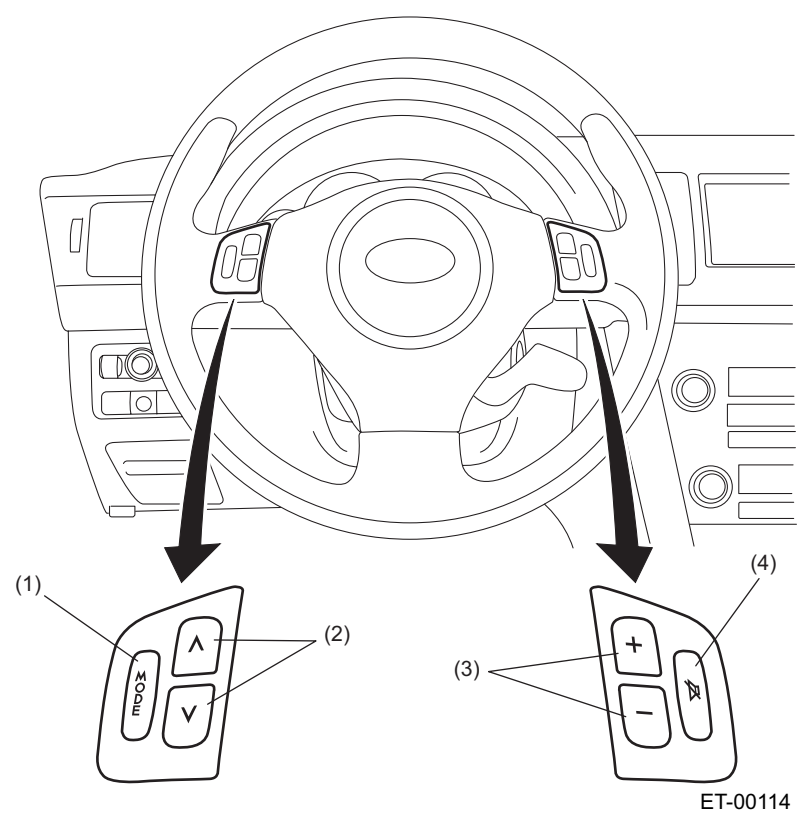
SATELLITE SWITCHES

ENTERTAINMENT SYSTEM

2. Satellite Switches

A: GENERAL

The driver can operate the audio system without releasing the hand from the steering wheel, Illumination is provided for nighttime visibility.



- (1) Mode switch
- (2) ^ v (Up/down) switch

- (3) + - (volume) switch
- (4) Mute switch

Brought to you by
NOT FOR SALE
Audiobooks.com

1. MODE SWITCH

The mode of the audio system can be changed.

2. \wedge \vee (UP/DOWN) SWITCH

- When receiving radio or TV waves, the frequency can be changed upwards or downwards. When the receiver is tuned to a radio or TV station during the upward or downward seek, the seek stops. (seek up/seek down)
- While listening to a CD, the next track or previous track can be selected. (track up/track down)

3. + – (VOLUME) SWITCH

The sound level can be turned up or down.

4. MUTE SWITCH

The sound can be temporarily muted. When this switch is operated, "MUTE" is indicated on the audio display. The sound level is resumed when the switch is pushed again.

SATELLITE SWITCHES

ENTERTAINMENT SYSTEM

Brought to you by Eris Studios
NOT FOR RESALE

MEMO