

Remote Control Mirror System

WIRING SYSTEM

40. Remote Control Mirror System

A: WIRING DIAGRAM

R/M-01

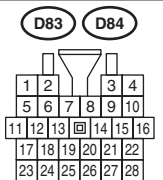
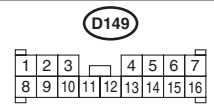
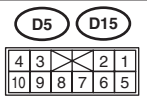
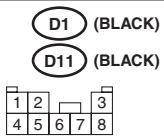
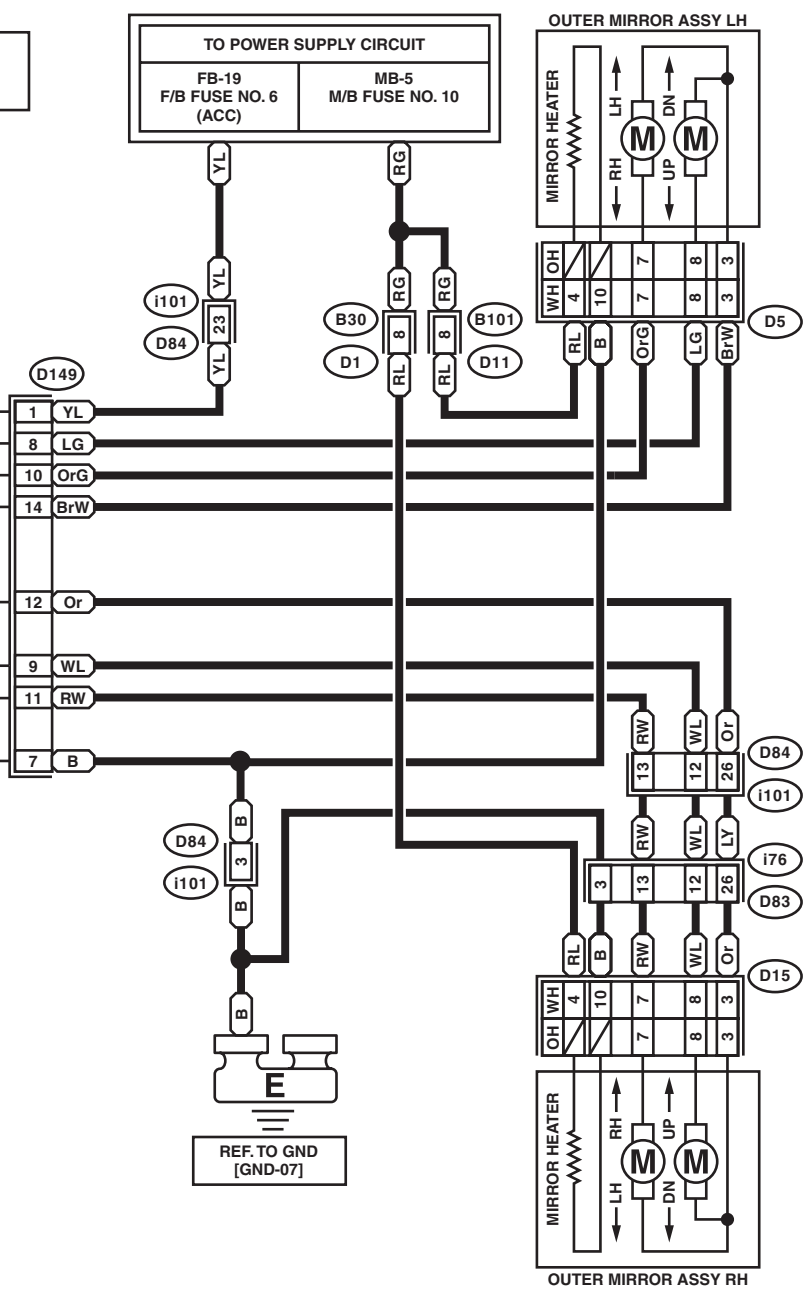
OH : WITHOUT MIRROR HEATER
WH : WITH MIRROR HEATER

TO POWER SUPPLY CIRCUIT
FB-19 F/B FUSE NO. 6 (ACC) MB-5 M/B FUSE NO. 10

R/M-01

REMOTE CONTROL MIRROR SWITCH

CONNECTED BY TERMINAL	REMOTE CONTROL SWITCH				CHANGE OVER SWITCH		
	L	R	DOWN	UP	R	N	L
1							
8							
10							
14							
12							
9							
11							
7							



WI-37860